

SECURITIES AND EXCHANGE COMMISSION

FORM 497AD

Filing by certain investment companies of Securities Act Rule 482 advertising in accordance with Securities Act Rule 497 and the Note to Rule 482(c)

Filing Date: **2010-06-01**
SEC Accession No. **0001169578-10-000084**

([HTML Version](#) on secdatabase.com)

FILER

Aetos Capital Opportunities Fund, LLC

CIK: **1320447** | IRS No.: **000000000** | State of Incorporation: **DE** | Fiscal Year End: **0131**
Type: **497AD** | Act: **33** | File No.: **333-132733** | Film No.: **10868484**

Mailing Address
875 THIRD AVENUE
NEW YORK NY 10022

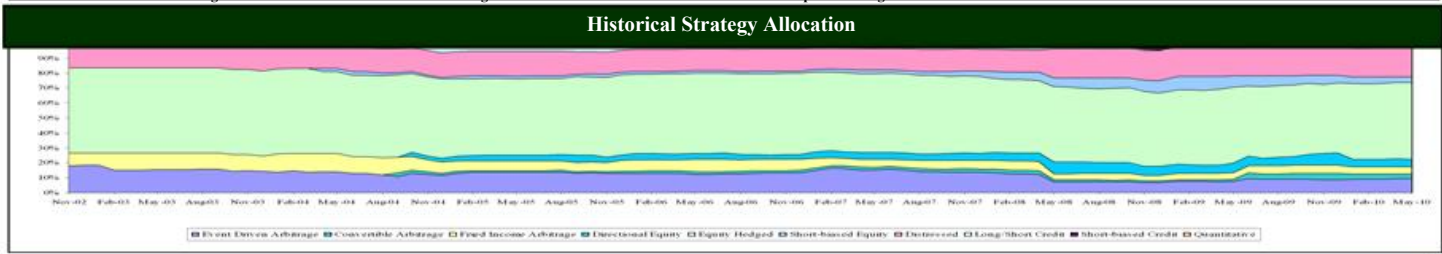
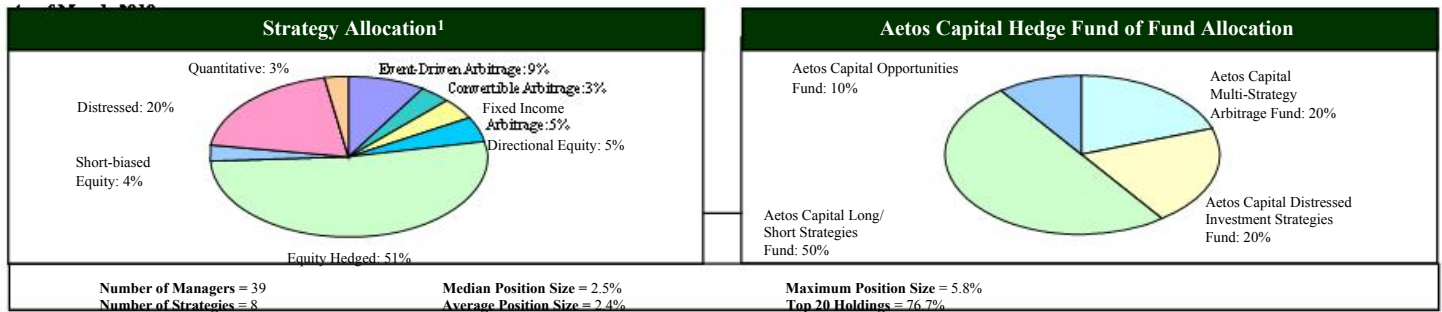
Business Address
875 THIRD AVENUE
NEW YORK NY 10022
(212) 201-2500

Product Name: Aetos Capital Prime Portfolio

April 30, 2010

Product Description:

The Aetos Capital Prime Portfolio is a tactically allocated portfolio comprised of allocations to Aetos Capital's 1940 Act SEC-registered Hedge Funds of Funds, designed to provide U.S. and Offshore investors a consistent absolute return with lower volatility versus traditional markets. This Portfolio incorporates a fundamentally based investment process with a disciplined approach to strategy allocation, manager selection and portfolio monitoring where risk management is integrated in every step.



Investment Returns: As of 4/30/10:	Aetos Capital Prime Portfolio ²	90-Day Treasury Bills	Barclays Capital Aggregate Index	S&P 500 DRI Index	MSCI World Index
1 Year Annualized Return	13.91%	0.12%	8.30%	38.84%	37.02%
3 Year Annualized Return	0.19%	1.41%	6.32%	-5.04%	-6.75%
5 Year Annualized Return	4.10%	2.56%	5.38%	2.64%	3.35%
From Inception through 4/30/10:					
Average Annualized Return	5.24%	2.16%	5.15%	5.50%	6.91%
Annualized Standard Deviation	4.43%	0.48%	3.89%	15.41%	16.47%
Sharpe Ratio	0.70	-	0.77	0.22	0.29
Largest Calendar Qtr. Drawdown	-8.22%		-2.44%	-21.95%	-21.77%
Beta: Barclays Capital Aggregate Index	0.09	-	-	-	-
Beta: S&P 500 DRI Index	0.17	-	-	-	-
Beta: MSCI World Index	0.18	-	-	-	-

Chief Investment Officer
Anne Casscells - Menlo Park, CA

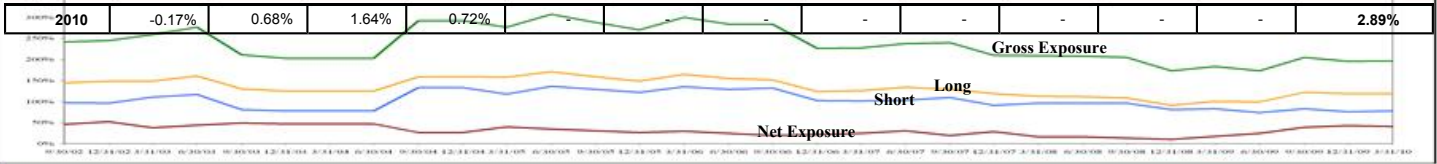
For More Information Please Contact: Andrea Bollyky (212) 201-2532 abollyky@aetoscapi.com
Brad Rudner (212) 201-2532 brudner@aetoscapi.com

April 30, 2010

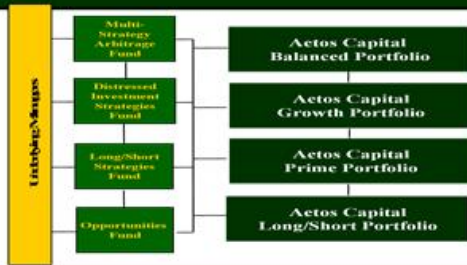
Investment Performance² (US\$)

	Jan	Feb	Mar	Apr	May	Jun	Jul	Aug	Sept	Oct	Nov	Dec	YTD
2002	-	-	-	-	-	-	-	-	-0.65%	0.36%	0.54%	0.96%	1.22%
2003	0.23%	0.00%	0.23%	1.70%	1.72%	1.32%	0.39%	0.81%	0.62%	1.44%	1.13%	1.11%	11.23%
2004	1.87%	0.74%	-0.10%	-0.66%	-0.08%	0.38%	-0.16%	0.02%	0.68%	0.71%	1.59%	1.04%	6.16%
2005	0.14%	1.28%	0.30%	-0.49%	0.80%	0.83%	1.22%	0.67%	0.77%	-0.81%	0.70%	1.38%	6.96%
2006	2.02%	0.36%	1.29%	0.96%	-0.55%	0.17%	0.37%	0.71%	0.22%	1.01%	1.51%	1.13%	9.56%
2007	1.73%	0.52%	1.11%	1.53%	1.70%	0.42%	-0.61%	-1.40%	1.08%	1.62%	-0.08%	0.59%	8.48%

Historical Exposures



Aetos Capital: Portfolios and Products



Multi-Strategy Hedge Fund of Funds Portfolios

- Available through commingled hedge fund of funds and/or direct investments
- Managed to specific return and volatility targets
- Custom allocations available
- Onshore and offshore funds

Single-Strategy and Niche Hedge Fund of Funds

- Available through commingled hedge fund of funds and/or direct investments
- Implementation of tactical allocations

Separate Accounts & Strategic Relationships

- Direct investments with underlying managers
- Combination of direct investments and commingled hedge fund of funds

Fees & Terms

Management Fee	0.75%
Incentive Fee	10% of profits
Hurdle Rate	3 Month T-bills
High Water Mark	Yes
Contribution Frequency / Notice Period	Monthly / 30 Days
Lock-Up Period	1 Year (2 Years for Aetos Capital Opportunities Fund)
Redemption Frequency / Notice Period	Quarterly / 90 Days
Minimum Investment	\$1 million

¹ Aetos Capital is subject to change over time.
² Performance figures shown for the period of September 1, 2002 through April 30, 2010 are of the Aetos Capital Prime Portfolio and are net of an investment advisory fee of 0.75% of assets annually and 10% of profits above high water mark. For performance fee calculation purposes, it is assumed that an investor redeems each December 31 and invests each January 1. Aetos Capital formalized the Aetos Capital Prime Portfolio in April 2007. The performance figures shown for periods prior to April 2007 are those of the Aetos Capital Funds comprising the Aetos Capital Prime Portfolio, weighted according to the allocations on April 1, 2007. For

periods prior to the inception of the Aetos Capital Opportunities Fund in August 2005, the weightings to the three Aetos Capital Funds then in existence are increased pro rata. During the period from September 2002 through April 2007, it is likely that the Aetos Capital Prime Portfolio allocations to the Aetos Capital Funds would have differed from the allocations today, and the performance shown is not necessarily representative of the performance that would have been achieved had the Aetos Capital Prime Portfolio been in existence during the entire period. The returns also reflect fund level expenses, some of which have been waived and/or reimbursed by the Investment Adviser. **Prospectus investors should read the entire prospectus carefully before investing.** Aetos Capital, LP • 875 Third Avenue • New York, NY 10022 • (212) 201-2500
 Aetos Alternatives Management, LLC • 2180 Sand Hill Road • Menlo Park, CA 94025 • (650) 234-1860

