

SECURITIES AND EXCHANGE COMMISSION

FORM 497AD

Filing by certain investment companies of Securities Act Rule 482 advertising in accordance with Securities Act Rule 497 and the Note to Rule 482(c)

Filing Date: **2010-06-01**
SEC Accession No. **0001169578-10-000081**

(HTML Version on secdatabase.com)

FILER

AETOS CAPITAL DISTRESSED INVESTMENT STRATEGIES FUND LLC

CIK: **1169578** | IRS No.: **000000000**
Type: **497AD** | Act: **33** | File No.: **333-116454** | Film No.: **10868438**

Mailing Address	Business Address
<i>CLIFFORD CHANCE ROGERS & WELLS 200 PARK AVENUE NEW YORK NY 10166</i>	<i>CLIFFORD CHANCE ROGER & WELLS 200 PARK AVENUE NEW YORK NY 10166 2128783435</i>

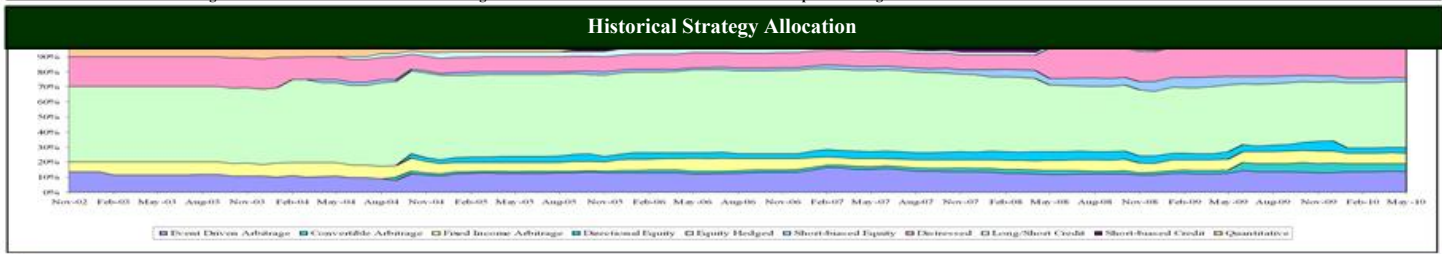
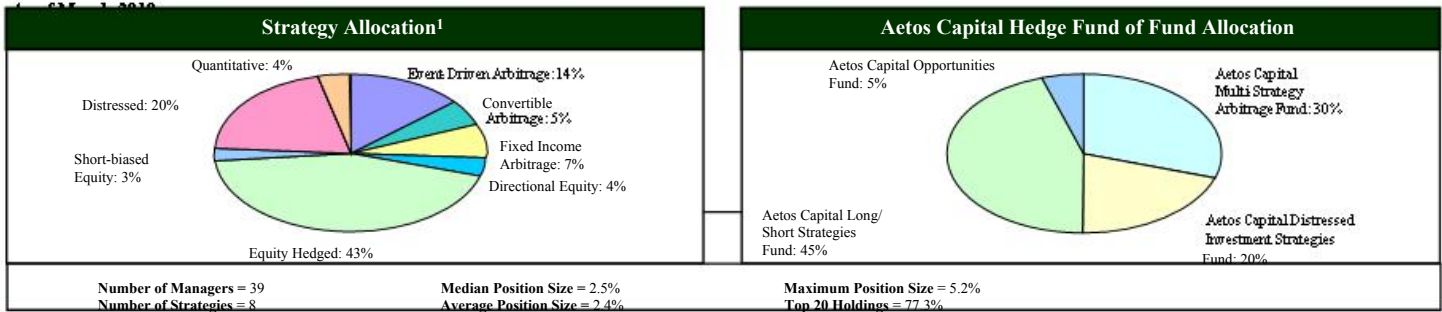
Product Name:

Aetos Capital Growth Portfolio

April 30, 2010

Product Description:

The Aetos Capital Growth Portfolio is a tactically allocated portfolio comprised of allocations to Aetos Capital's 1940 Act SEC-registered Hedge Funds of Funds, designed to provide U.S. and Offshore investors a consistent absolute return with lower volatility versus traditional markets. This Portfolio incorporates a fundamentally based investment process with a disciplined approach to strategy allocation, manager selection and portfolio monitoring where risk management is integrated in every step.



Investment Returns: As of 4/30/10:	Aetos Capital Growth Portfolio ²	90-Day Treasury Bills	Barclays Capital Aggregate Index	S&P 500 DRI Index	MSCI World Index
1 Year Annualized Return	15.41%	0.12%	8.30%	38.84%	37.02%
3 Year Annualized Return	0.35%	1.41%	6.32%	-5.04%	-6.75%
5 Year Annualized Return	3.95%	2.56%	5.38%	2.64%	3.35%
From Inception through 4/30/10:					
Average Annualized Return	5.01%	2.16%	5.15%	5.50%	6.91%
Annualized Standard Deviation	4.46%	0.48%	3.89%	15.41%	16.47%
Sharpe Ratio	0.64	-	0.77	0.22	0.29
Largest Calendar Qtr. Drawdown	-8.08%	-	-2.44%	-21.95%	-21.77%
Beta: Barclays Capital Aggregate Index	0.11	-	-	-	-
Beta: S&P 500 DRI Index	0.17	-	-	-	-
Beta: MSCI World Index	0.18	-	-	-	-

Chief Investment Officer
Aime Casscells - Menlo Park, CA

For More Information Please Contact: Andrea Bollyky (212) 201-2440 abollyky@aetoscapital.com
Brad Rudner (212) 201-2622 brudner@aetoscapital.com

Aetos Capital Growth Portfolio

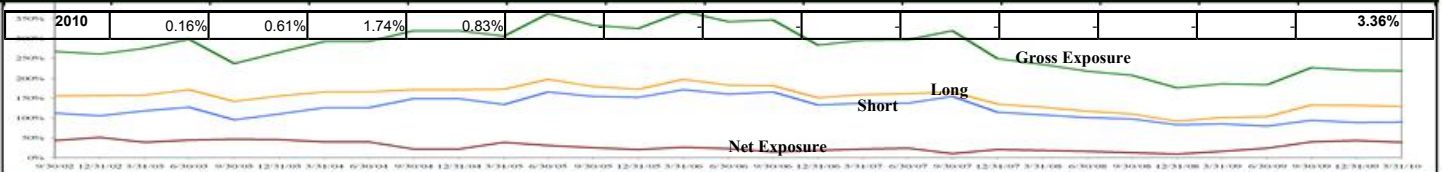
As of

April 30, 2010

Investment Performance² (US\$)

	Jan	Feb	Mar	Apr	May	Jun	Jul	Aug	Sept	Oct	Nov	Dec	YTD
2002	-	-	-	-	-	-	-	-	-0.57%	0.19%	0.42%	1.08%	1.12%
2003	0.30%	-0.02%	0.13%	1.63%	1.74%	1.31%	0.24%	0.77%	0.77%	1.32%	1.01%	1.00%	10.67%
2004	1.81%	0.72%	-0.08%	-0.90%	-0.13%	0.38%	-0.14%	-0.03%	0.69%	0.53%	1.58%	0.94%	5.49%
2005	0.32%	1.34%	0.27%	-0.43%	0.74%	0.79%	1.03%	0.62%	0.84%	-0.82%	0.63%	1.33%	6.84%
2006	1.93%	0.33%	1.15%	0.93%	-0.61%	0.23%	0.41%	0.59%	0.20%	0.85%	1.41%	1.17%	8.91%
2007	1.58%	0.45%	1.19%	1.47%	1.68%	0.45%	-0.65%	-1.38%	0.98%	1.53%	-0.05%	0.63%	8.13%

Historical Exposures



Aetos Capital: Portfolios and Products



Fees & Terms

Management Fee	0.75%
Incentive Fee	10% of profits
Hurdle Rate	3 Month T-bills
High Water Mark	Yes
Contribution Frequency / Notice Period	Monthly / 30 Days
Lock-Up Period	1 Year (2 Years for Aetos Capital Opportunities Fund)
Redemption Frequency / Notice Period	Quarterly / 90 Days
Minimum Investment	\$1 million
Auditor	PricewaterhouseCoopers, LLC
Administrator	SEI Investments Global Funds Services

¹ Allocations are subject to change over time.

² Performance for the period of September 1, 2002 through April 30, 2010 are of the Aetos Capital Growth Portfolio and are net of an investment advisor fee of 0.75% of assets annually and 10% of profits above hurdle rate. For performance fee calculation purposes, it is assumed that an investor redeems each December 31 and invests each January 1. The Aetos Capital Growth Portfolio is a model portfolio/asset allocation program. This Portfolio may not reflect an investor's actual portfolio as actual portfolios reflect each investor's own objectives and risk tolerances. The performance of the Portfolio is based on the weighted performance of the constituent funds. Aetos Capital, LP is a registered investment advisor and is not a bank, broker, or dealer in securities. The performance of the Portfolio is not guaranteed. The performance of the Portfolio is not a prediction of future performance. The performance of the Portfolio is not a prediction of future performance. The performance of the Portfolio is not a prediction of future performance.

The prospectus contains this and other information; a free copy of the prospectus may be obtained by calling 212-201-2540. Please read the prospectus carefully before investing.
 Aetos Capital, LP • 875 Third Avenue • New York, NY 10022 • (212) 201-2500
 Aetos Alternatives Management, LLC • 2180 Sand Hill Road • Menlo Park, CA 94025 • (650) 234-1860

