

# SECURITIES AND EXCHANGE COMMISSION

## FORM 20-F

Annual and transition report of foreign private issuers pursuant to sections 13 or 15(d)

Filing Date: **2021-04-29** | Period of Report: **2020-12-31**  
SEC Accession No. [0001104659-21-057773](#)

([HTML Version](#) on [secdatabase.com](#))

### FILER

#### **Suzano S.A.**

CIK: **909327** | IRS No.: **000000000**

Type: **20-F** | Act: **34** | File No.: **001-38755** | Film No.: **21872168**

SIC: **2621** Paper mills

#### Mailing Address

AV. BRIGADEIRO FARIA  
LIMA, 1,355  
7TH FLOOR  
PINHEIROS, SAO PAULO -  
SP D5 01 452-919

#### Business Address

AV. PROFESSOR  
MAGALHAES NETO, 1,752  
10TH FLOOR, ROOMS 1010  
AND 1011  
SALVADOR - BA D5 41  
810-012  
551121384588

**UNITED STATES  
SECURITIES AND EXCHANGE COMMISSION  
WASHINGTON, D.C. 20549**

**FORM 20-F**

**ANNUAL REPORT PURSUANT TO SECTION 13 OR 15(d) OF THE SECURITIES EXCHANGE ACT OF 1934  
For the fiscal year ended DECEMBER 31, 2020**

Commission file number 001-38755

**Suzano S.A.**

(Exact name of Registrant as specified in its charter)

**Suzano Inc.**

(Translation of Registrant's name into English)

**Federative Republic of Brazil**

(Jurisdiction of incorporation or organization)

**Av. Professor Magalhães Neto, 1,752  
10th Floor, Rooms 1010 and 1011  
Salvador, Brazil 41810-012**

(Address of principal executive offices)

**Marcelo Feriozzi Bacci  
Chief Financial and Investor Relations Officer  
Telephone: +55 11 3503-9000  
Email: [ri@suzano.com.br](mailto:ri@suzano.com.br)  
Av. Faria Lima, 1,355 – 7th Floor  
São Paulo, Brazil, 01452-919**

(Name, Telephone, E-mail and/or Facsimile number and Address of Company Contact Person)

Securities registered or to be registered pursuant to Section 12(b) of the Act.

<u>Title of each class:</u>	<u>Trading Symbol</u>	<u>Name of each exchange on which registered:</u>
Common Shares, without par value		New York Stock Exchange*
American Depositary Shares (as evidenced by American Depositary Receipts), each representing two Common Shares	—	New York Stock Exchange
4.000% Notes due 2025, issued by Fibria Overseas Finance Ltd.	FBR/25	New York Stock Exchange
5.500% Notes due 2027, issued by Fibria Overseas Finance Ltd.	FBR/27	New York Stock Exchange
5.250% Notes due 2024, issued by Fibria Overseas Finance Ltd.	FBR/24	New York Stock Exchange
6.000% Notes due 2029, issued by Suzano Austria GmbH	SUZ/29	New York Stock Exchange
5.000% Notes due 2030, issued by Suzano Austria GmbH	SUZ/30	New York Stock Exchange
3.750% Notes due 2031, issued by Suzano Austria GmbH	SUZ/31	New York Stock Exchange

\* Not for trading purposes but only in connection with the registration on the New York Stock Exchange of American Depositary Shares representing those common shares.

**Securities registered or to be registered pursuant to Section 12(g) of the Act: None**

**Securities for which there is a reporting obligation pursuant to Section 15(d) of the Act: None**

**The number of outstanding shares of stock of Suzano S.A. as of December 31, 2020 was:**

**1,361,263,584 common shares, without par value**

Indicate by check mark if the registrant is a well-known seasoned issuer, as defined in Rule 405 of the Securities Act.

Yes  No

If this report is an annual or transition report, indicate by check mark if the registrant is not required to file reports pursuant to Section 13 or 15(d) of the Securities Exchange Act of 1934.

Yes  No

Note — Checking the box above will not relieve any registrant required to file reports pursuant to Section 13 or 15(d) of the Securities Exchange Act of 1934 from their obligations under those Sections.

Indicate by check mark whether the registrant (1) has filed all reports required to be filed by Section 13 or 15(d) of the Securities Exchange Act of 1934 during the preceding 12 months (or for such shorter period that the registrant was required to file such reports), and (2) has been subject to such filing requirements for the past 90 days.

Yes  No

Indicate by check mark whether the registrant has submitted electronically every Interactive Data File required to be submitted pursuant to Rule 405 of Regulation S-T (§232.405 of this chapter) during the preceding 12 months (or for such shorter period that the registrant was required to submit such files).

Yes  No

Indicate by check mark whether the registrant is a large accelerated filer, an accelerated filer, a non-accelerated filer, or an emerging growth company. See definition of “large accelerated filer,” “accelerated filer,” and “emerging growth company” in Rule 12b-2 of the Exchange Act.

Large accelerated filer

Accelerated filer

Non-accelerated filer

Emerging growth company

If an emerging growth company that prepares its financial statements in accordance with U.S. GAAP, indicate by check mark if the registrant has elected not to use the extended transition period for complying with any new or revised financial accounting standards† provided pursuant to Section 13(a) of the Exchange Act.

---

†The term “new or revised financial accounting standard” refers to any update issued by the Financial Accounting Standards Board to its Accounting Standards Codification after April 5, 2012.

Indicate by check mark whether the registrant has filed a report on and attestation to its management’s assessment of the effectiveness of its internal control over financial reporting under Section 404(b) of the Sarbanes-Oxley Act (15 U.S.C. 7262(b)) by the registered public accounting firm that prepared or issued its audit report

Yes  No

Indicate by check mark which basis of accounting the registrant has used to prepare the financial statements included in this filing:

U.S. GAAP

International Financial Reporting Standards as issued  
by the International Accounting Standards Board

Other

If “Other” has been checked in response to the previous question, indicate by check mark which financial statement item the registrant has elected to follow.

Item 17

Item 18

If this is an annual report, indicate by check mark whether the registrant is a shell company (as defined in Rule 12b-2 of the Exchange Act).

Yes  No

---

---

## TABLE OF CONTENTS

	Page
<a href="#">FORWARD-LOOKING STATEMENTS</a>	1
<a href="#">GLOSSARY OF CERTAIN TERMS USED IN THIS ANNUAL REPORT</a>	2
<a href="#">PRESENTATION OF FINANCIAL AND OTHER INFORMATION</a>	3
<a href="#">PART I</a>	4
<a href="#">ITEM 1. IDENTITY OF DIRECTORS, SENIOR MANAGEMENT AND ADVISERS</a>	4
<a href="#">ITEM 2. OFFER STATISTICS AND EXPECTED TIMETABLE</a>	4
<a href="#">ITEM 3. KEY INFORMATION</a>	4
<a href="#">A. Selected Financial Data</a>	4
<a href="#">B. Capitalization and Indebtedness</a>	7
<a href="#">C. Reasons for the Offer and Use of Proceeds</a>	7
<a href="#">D. Risk Factors</a>	7
<a href="#">ITEM 4. INFORMATION ON THE COMPANY</a>	25
<a href="#">A. History and Development of the Company</a>	25
<a href="#">B. Business Overview</a>	26
<a href="#">ITEM 4. A. INFORMATION ON THE COMPANY</a>	52
<a href="#">ITEM 5. OPERATING AND FINANCIAL REVIEW AND PROSPECTS</a>	52
<a href="#">A. Operating Results</a>	57
<a href="#">B. Liquidity and Capital Resources</a>	61
<a href="#">C. Research and development, patents and licenses, etc.</a>	67
<a href="#">D. Trend Information</a>	71
<a href="#">E. Off-Balance Sheet Arrangements</a>	72
<a href="#">ITEM 6. DIRECTORS, SENIOR MANAGEMENT AND EMPLOYEES</a>	73
<a href="#">A. Directors and Senior Management</a>	73
<a href="#">B. Compensation</a>	80
<a href="#">C. Board Practices</a>	84
<a href="#">D. Employees</a>	84
<a href="#">E. Share Ownership</a>	85
<a href="#">ITEM 7. MAJOR SHAREHOLDERS AND RELATED PARTY TRANSACTIONS</a>	86
<a href="#">A. Major Shareholders</a>	86
<a href="#">B. Related-Party Transactions</a>	87
<a href="#">C. Interests of Experts and Counsel</a>	87
<a href="#">ITEM 8. FINANCIAL INFORMATION</a>	87
<a href="#">A. Consolidated Statements and Other Financial Information</a>	87
<a href="#">B. Significant Changes</a>	93
<a href="#">ITEM 9. THE OFFER AND LISTING</a>	94

<a href="#">A. Offer and Listing Details</a>	94
<a href="#">B. Plan of Distribution</a>	94
<a href="#">C. Markets</a>	94
<a href="#">D. Selling Shareholders</a>	96

<a href="#">E. Dilution</a>	96
<a href="#">F. Expenses of the Issue</a>	96
<a href="#">ITEM 10. ADDITIONAL INFORMATION</a>	97
<a href="#">A. Share Capital</a>	97
<a href="#">B. Memorandum and Articles of Association</a>	97
<a href="#">C. Material Contracts</a>	102
<a href="#">D. Exchange Controls</a>	102
<a href="#">E. Taxation Brazilian Tax Considerations</a>	103
<a href="#">ITEM 11. QUANTITATIVE AND QUALITATIVE DISCLOSURES ABOUT MARKET RISK</a>	107
<a href="#">ITEM 12. DESCRIPTION OF SECURITIES OTHER THAN EQUITY SECURITIES</a>	110
<a href="#">PART II</a>	111
<a href="#">ITEM 13. DEFAULTS, DIVIDEND ARREARAGES AND DELINQUENCIES</a>	111
<a href="#">ITEM 14. MATERIAL MODIFICATIONS TO THE RIGHTS OF SECURITY HOLDERS AND USE OF PROCEEDS</a>	112
<a href="#">ITEM 15. CONTROLS AND PROCEDURES</a>	113
<a href="#">ITEM 16. A. AUDIT COMMITTEE FINANCIAL EXPERT</a>	114
<a href="#">ITEM 16. B. CODE OF ETHICS</a>	115
<a href="#">ITEM 16. C. PRINCIPAL ACCOUNTANT FEES AND SERVICES</a>	116
<a href="#">ITEM 16. D. EXEMPTIONS FROM THE LISTING STANDARDS FOR AUDIT COMMITTEES</a>	117
<a href="#">ITEM 16. E. PURCHASES OF EQUITY SECURITIES BY THE ISSUER AND AFFILIATED PURCHASERS</a>	118
<a href="#">ITEM 16. F. CHANGES IN REGISTRANT’S CERTIFYING ACCOUNTANT</a>	119
<a href="#">ITEM 16. G. CORPORATE GOVERNANCE</a>	120
<a href="#">ITEM 16. H. MINE SAFETY DISCLOSURE</a>	122
<a href="#">PART III</a>	123
<a href="#">ITEM 17. FINANCIAL STATEMENTS</a>	123
<a href="#">ITEM 18. FINANCIAL STATEMENTS</a>	124
<a href="#">ITEM 19. EXHIBITS</a>	125

## FORWARD-LOOKING STATEMENTS

This annual report includes forward-looking statements, mainly in “Item 3. Key Information — Risk Factors,” “Item 4. Information on Suzano — Business Overview” and “Item 5. Operating and Financial Review and Prospects.” We have based these forward-looking statements largely on our current expectations about future events and financial trends affecting our business. These forward-looking statements are subject to risks, uncertainties and assumptions, including among other things:

- the outbreak of the COVID-19 pandemic and its impacts on the sanitary and health conditions in Brazil and in our principal export markets, as well as any impact on our business, financial condition, results of operations and prospects, including impacts in the demand for printing and writing papers, and any further actions that alter our business operations, as may be required by local authorities, or that we determine are in the best interests of our employees, communities and clients;
- our management and future operation;
- the implementation of our main operational strategies, including our potential participation in acquisitions, joint venture transactions or other investment opportunities;
- general economic, political and business conditions, both in Brazil and in our principal export markets;
- industry trends and the general level of demand for, and change in the market prices of, our products;
- existing and future governmental regulation, including tax, labor, pension and environmental laws and regulations and import tariffs in Brazil and in other markets in which we operate or to which we export our products;
- the competitive nature of the industries in which we operate;
- our level of capitalization, including the levels of our indebtedness and overall leverage;
- the cost and availability of financing;
- our compliance with the covenants contained in the instruments governing our indebtedness;
- the implementation of our financing strategy and capital expenditure plans;
- inflation and fluctuations in currency exchange rates, including the Brazilian *real* and the U.S. dollar;
- legal and administrative proceedings to which we are or may become a party;
- the volatility of the prices of the raw materials we sell or purchase to use in our business;
- other statements included in this annual report that are not historical; and
- other factors or trends affecting our financial condition or results of operations, including those factors identified or discussed in “Item 3. Key Information — Risk Factors.”

The words “anticipate,” “believe,” “continue,” “could,” “estimate,” “expect,” “hope,” “intend,” “may,” “might,” “should,” “would,” “will,” “understand” and similar words are intended to identify forward-looking statements. We undertake no obligation to update publicly or revise any forward- looking statements because of new information, future events or otherwise. In light of these risks and uncertainties, forward-looking information, events and circumstances discussed in this annual report might not occur and are not guarantees of future performance. Our actual results and performance may differ substantially from the forward-looking statements included in this annual report.

## GLOSSARY OF CERTAIN TERMS USED IN THIS ANNUAL REPORT

Herein, “Suzano”, the “Company”, “we”, “us” and “our” refer to Suzano and its consolidated subsidiaries, unless the context otherwise requires. References to “Fibria” refer to former “Fibria Celulose S.A.”. All references herein to the “real,” “reais” or “R\$” are to the Brazilian *real*, the official currency of Brazil. All references to “U.S. dollars,” “dollars” or “US\$” are to United States dollars, the official currency of the United States.

ADENE	Agency for the Development of the Northeastern Brazil, or <i>Agência de Desenvolvimento do Nordeste</i> .
ADR	American Depositary Receipts.
ADS	American Depositary Shares.
ANTAQ	Brazilian regulatory agency regulating aquatic transportation, or <i>Agência Nacional de Transportes Aquaviários</i> .
B3	B3 S.A. – Brasil, Bolsa, Balcão, the São Paulo Stock Exchange.
BNDES	The Brazilian Development Bank, or <i>Banco Nacional de Desenvolvimento Econômico e Social</i> .
BNDESPAR	BNDES Participações S.A.
Brazilian Corporation Law	Brazilian Law No. 6.404/76, as amended.
CADE	Brazilian antitrust authority, or <i>Conselho Administrativo de Defesa Econômica</i> .
COFINS	Contribution for the Financing of Social Security, or <i>Contribuição para o Financiamento da Seguridade Social</i> .
CONFAZ	National Board of Financial Policy, or <i>Conselho Nacional de Política Fazendária</i> .
CSLL	Social Contribution on Net Income, or <i>Contribuição Social Sobre o Lucro Líquido</i> .
CVM	Brazilian Securities Commission, or <i>Comissão de Valores Mobiliários</i> .
Exchange Act	U.S. Securities Exchange Act of 1934, as amended.
FGTS	Government Severance Indemnity Fund for Employees, or <i>Fundo de Garantia do Tempo de Serviço</i> .
GHG	Greenhouse gas.
IBÁ	Brazilian Tree Industry, or <i>Indústria Brasileira de Árvores</i> .
IBAMA	Brazilian Federal Environmental Agency, or <i>Instituto Brasileiro do Meio Ambiente e dos Recursos Naturais Renováveis</i> .
ICMS	Tax on Sale of Goods and Services, or <i>Imposto sobre Circulação de Mercadorias e Serviços</i> .
IFC	International Finance Corporation.
INCRA	Brazilian Institute for Land Reform, or <i>Instituto Nacional de Colonização e Reforma Agrária</i> .
INPI	National Industrial Property Institute, or <i>Instituto Nacional da Propriedade Industrial</i> .
INSS	Social Security Contributions, or <i>Instituto Nacional do Seguro Social</i> .
IPCA	Inflation Rate Index for Consumer Goods, or <i>Índice Nacional de Preços ao Consumidor Amplo</i> .
IPI	Tax on Manufactured Products, or <i>Imposto sobre Produtos Industrializados</i> .
IRPJ	Corporate Income Taxes, or <i>Imposto de Renda Pessoa Jurídica</i> .
ISS	Tax on Services, or <i>Imposto Sobre Serviços</i> .
PIS	Social Integration Program, or <i>Programa de Integração Social</i> .
PPPC	Pulp and Paper Products Council.
RFB	Brazilian Internal Revenue, or <i>Receita Federal do Brasil</i> .
Securities Act	U.S. Securities Act of 1933, as amended.
SUDENE	Superintendence for Development of the Northeast, or <i>Superintendência do Desenvolvimento do Nordeste</i> .
TJLP	Brazilian Long-Term Interest Rate, or <i>Taxa de Juros de Longo Prazo</i> .



## PRESENTATION OF FINANCIAL AND OTHER INFORMATION

We have prepared our consolidated financial statements as of December 31, 2020 and 2019 and for each of the three years ended December 31, 2020, included herein, in compliance with International Financial Reporting Standards (“IFRS”) as issued by the International Accounting Standards Board (“IASB”). The selected financial information should be read together with our consolidated financial statements, including the notes thereto.

Our functional currency and that of all our subsidiaries is the *real*, which is also the currency used for the preparation and presentation of our consolidated financial statements, except for investments in associates abroad related to Ensyn Corporation, F&E Technologies LLC and Spinnova OY. See note 3.2.5. to our audited consolidated financial statements.

We make statements in this annual report about our competitive position and our market share in, and the market size of, the market pulp and paper industry. We have made these statements on the basis of statistics and other information from third-party sources that we believe are reliable.

The financial information and certain other information presented in a number of tables in this annual report have been rounded to the nearest whole number or the nearest decimal. Therefore, the sum of the numbers in a column may not conform exactly to the total figure given for that column. In addition, certain percentages presented in the tables in this annual report reflect calculations based upon the underlying information prior to rounding and, accordingly, may not conform exactly to the percentages that would be derived if the relevant calculations were based on the rounded numbers.

Given that the merger of shares (*incorporação de ações*) (the “Merger”), set forth in the Merger Agreement entered into by Suzano and Fibria on July 26, 2018 (the “Merger Agreement”) was consummated in January 2019, our results of operations and financial condition for some historical periods discussed in this section do not reflect or include the results of operations or any assets or liabilities of Fibria. We began consolidating Fibria and its subsidiaries as from January 1, 2019, and, accordingly, our results of operations and financial condition in future periods may not necessarily be comparable to our results of operations and financial condition for historical periods, including those discussed below. For information on Fibria’s results of operations and financial condition for these periods, see Fibria’s audited consolidated statements as of December 31, 2018 and 2017 and for the years ended December 31, 2018, 2017 and 2016 that were submitted by Fibria to the SEC on Form 6-K on February 22, 2019. In this section, we include, solely for convenience purposes, certain information on Fibria’s results of operations, cash flows and financial condition, including indebtedness and other contractual liabilities, that was extracted from Fibria’s audited consolidated financial statements. However, this information is not indicative of any future results of operations or financial condition of Fibria, or of our company and Fibria operating on a combined basis.

## PART I

### ITEM 1. IDENTITY OF DIRECTORS, SENIOR MANAGEMENT AND ADVISERS

Not applicable.

### ITEM 2. OFFER STATISTICS AND EXPECTED TIMETABLE

Not applicable.

### ITEM 3. KEY INFORMATION

#### A. Selected Financial Data

For a discussion of our financial and operating data for the years ended December 31, 2020 and 2019, see “Item 5. Operating and Financial Review and Prospects.”

#### OTHER FINANCIAL DATA

	Year ended December 31,				
	2020	2019	2018	2017	2016
	<i>(in thousands of R\$, unless otherwise indicated)</i>				
Gross margin (1)	37.7%	20.3%	48.5%	38.6%	33.3%
Operating margin (2)	27.7%	10.1%	37.3%	31.0%	13.0%
Capital expenditures (3)	4,897,860	4,868,427	2,423,698	1,780,302	2,324,338
Depreciation, amortization and depletion (4)	6,772,781	5,844,855	1,563,223	1,402,778	1,403,518
Cash flow provided by (used in):					
Operating activities	13,124,636	7,576,437	5,169,448	3,067,332	3,075,539
Investing activities	(736,417)	(11,695,019)	(21,961,310)	(1,007,807)	(3,342,484)
Financing activities	(9,785,139)	3,141,809	20,035,049	(2,612,089)	566,082

(1) The gross margin calculation consists of dividing gross profit by net revenues.

(2) The operating margin calculation consists of dividing operating profit before net financial income (expenses) by net revenues.

(3) Relates to capital expenditures cash invested for the acquisition of property, plant and equipment and intangible assets and biological assets.

(4) Solely for the year ended December 31, 2019, depreciation, amortization and depletion includes the amortization of fair value adjustment on the business combination with Fibria/Facepa/Ibema, except for the fair value amortization of inventories and contingencies related to the business combination with Fibria. Solely for the year ended December 31, 2020, depreciation, amortization and depletion includes subleasing of ships.

#### OPERATIONAL DATA

	As at and for the year ended December 31,				
	2020	2019	2018	2017	2016
Number of employees	15,653	14,534	9,385	7,830	7,483
Nominal production ( <i>millions of tons</i> )					
Pulp	9.8	9.4	3.5	3.5	3.5
Paper	1.2	1.2	1.3	1.2	1.2
Nominal production capacity ( <i>millions of tons</i> )					
Pulp	10.9	10.9	3.6	3.6	3.6
Paper	1.4	1.4	1.4	1.4	1.3
Sales volumes ( <i>thousand metric tons</i> )					
Domestic market pulp	786,621	830,962	298,005	376,502	410,564
Export market pulp	10,036,495	8,580,691	2,927,714	3,255,329	3,117,814
<b>Total market pulp</b>	<b>10,823,116</b>	<b>9,411,653</b>	<b>3,225,719</b>	<b>3,631,831</b>	<b>3,528,378</b>
Sales volumes ( <i>thousand metric tons</i> )					

Domestic market paper	801,819	853,412	878,374	815,917	826,408
Export market paper	375,062	403,051	377,263	374,190	361,996
<b>Total market paper</b>	<b>1,176,881</b>	<b>1,256,463</b>	<b>1,255,637</b>	<b>1,190,108</b>	<b>1,188,404</b>
<b>Total sales volumes market paper and pulp</b>	<b>11,999,997</b>	<b>10,668,116</b>	<b>4,481,356</b>	<b>4,821,938</b>	<b>4,716,782</b>

## Special Note Regarding Non-IFRS Financial Measures

A non-IFRS financial measure is any financial measure that is presented other than in accordance with all relevant accounting standards under IFRS. We disclose EBITDA and Adjusted EBITDA for Suzano in this annual report, which are considered to be non-IFRS financial measures. EBITDA is calculated as Net income (loss) plus Net financial result, Income and social contribution taxes, and Depreciation, amortization and depletion. Adjusted EBITDA for Suzano is defined as EBITDA as further adjusted to add or exclude: (i) exceptional adjustments as defined by management are those with no impact on Suzano's ongoing business, such as Expenses with Fibria's transaction, Amortization of fair value adjustment on business combination with Fibria, Indemnity – FACEPA, Contract renegotiation, Losango Project Adjustments, COVID-19 - Social actions, COVID-19 - Operating expenses, Fair value adjustment (others), ITBI Provision and fees, Sale of judicial credits, Shut down – 5.1 Project Mucuri facility, Non-Compete Executives, Fees of counsel, Tax credits - gains in tax lawsuit (ICMS from the PIS/COFINS calculation basis) and Agreement White Martins and (ii) non-cash adjustments are those adjustments that have impacted the income statements without a cash impact on Suzano, such as Accrual (reversal) of losses on ICMS credits, Impairment of non-financial assets, Accruals for losses on PIS and COFINS credits, Labor lawsuits provision, Fair value adjustment of biological assets, Result from sale and disposal of property, plant and equipment and biological assets, Income from associates and joint ventures, Reconciliation adjustments and Write-off of physical inventory.

The non-IFRS financial measures described in this annual report are not a substitute for the IFRS measures of net income or other performance measures.

Our management believes that disclosure of our EBITDA and Adjusted EBITDA provide useful information to investors, financial analysts and the public in their review of our operating performance and their comparison of our operating performance to the operating performance of other companies in the same industry and other industries.

For example, interest expense is dependent on the capital structure and credit rating of a company. However, debt levels, credit ratings and, therefore, the impact of interest expense on earnings vary significantly between companies. Similarly, the tax positions of individual companies can vary because of their differing abilities to take advantage of tax benefits and the differing jurisdictions in which they transact business. Finally, companies differ in the age and method of acquisition of productive assets, and thus the relative costs of those assets, as well as in the depreciation method (straight-line, accelerated or units of production), which can result in considerable variation in depreciation and amortization expenses between companies. Therefore, for comparison purposes, our management believes that our EBITDA and Adjusted EBITDA are useful measures of operating profitability because they exclude these elements of earnings that do not provide information about the current operations of existing assets.

Moreover, other companies may calculate EBITDA and Adjusted EBITDA differently, and therefore our presentation of EBITDA and Adjusted EBITDA may not be comparable to other similarly titled measures used by other companies. Each of these non-IFRS financial measures are important measures to assess our financial and operating performance. We believe that the disclosure of EBITDA and Adjusted EBITDA provides useful supplemental information to investors and financial analysts in their review of our operating performance and in the comparison of such operating performance to the operating performance of other companies in the same industry or in other industries that have different capital structures, debt levels and/or income tax rates. The presentation of non-IFRS financial information is not meant to be considered in isolation or as a substitute for the directly comparable financial measures prepared in accordance with IFRS.

See below for a reconciliation of our net income (loss) to EBITDA and Adjusted EBITDA.

<b>Adjusted EBITDA (R\$ million)</b>	<b>2020</b>	<b>2019</b>
<b>EBITDA Reconciliation</b>		
Net income (loss)	(10,714.9)	(2,814.7)
(+/-) Net financial result	26,085.5	6,725.8
(+/-) Income and social contribution taxes	(6,927.2)	(1,282.5)
(+) Depreciation, amortization and depletion <sup>(1)</sup>	6,772.8	5,844.8
<b>EBITDA</b>	<b>15,216.2</b>	<b>8,473.4</b>
Expenses with Fibria's Transaction <sup>(2)</sup>	1.0	79.9
Amortization of fair value adjustment on business combination with Fibria <sup>(3)</sup>	—	2,247.1
Indemnity – FACEPA <sup>(4)</sup>	—	4.1

<b>Adjusted EBITDA (R\$ million)</b>	<b>2020</b>	<b>2019</b>
Accrual (reversal) of losses on ICMS credits <sup>(5)</sup>	(79.0)	181.1
Contract renegotiation <sup>(6)</sup>	6.7	45.7
Losango Project Adjustments <sup>(7)</sup>	—	57.8
Impairment of non-financial assets <sup>(5)</sup>	45.4	—
COVID-19 - Social actions <sup>(8)</sup>	48.6	—
COVID-19 - Operating expenses <sup>(9)</sup>	136.1	—
Fair value adjustment (others) <sup>(10)</sup>	—	(32.7)
ITBI provision and fees <sup>(11)</sup>	10.5	—
Accruals for losses on PIS and COFINS credits <sup>(5)</sup>	11.1	21.1
Labor lawsuits provision <sup>(5)</sup>	—	32.2
Fair value adjustment of biological assets <sup>(5)</sup>	(466.5)	(185.4)
Sale of judicial credits <sup>(12)</sup>	—	(86.6)
Result from sale and disposal of property, plant and equipment and biological assets <sup>(5)</sup>	25.5	42.7
Shut down – 5.1 Project Mucuri facility <sup>(13)</sup>	29.7	—
Income from associates and joint ventures <sup>(5)</sup>	(36.1)	(32.0)
Non-Compete Executives <sup>(14)</sup>	—	3.8
Fees of counsel <sup>(15)</sup>	—	2.4
Reconciliation adjustments <sup>(5)</sup>	—	(3.0)
Tax credits - gains in tax lawsuit (ICMS from the PIS/COFINS calculation basis) <sup>(16)</sup>	—	(128.1)
Agreement White Martins <sup>(17)</sup>	0.4	—
Write-off of physical inventory <sup>(5)</sup>	—	0.1
<b>Adjusted EBITDA</b>	<b>14,949.6</b>	<b>10,723.6</b>

Solely for the year ended December 31, 2019, depreciation, amortization and depletion includes the amortization of fair value

- (1) adjustment on the business combination with Fibria/Facepa/Ibema, except for the fair value amortization of inventories and contingencies related to the business combination with Fibria. Solely for the year ended December 31, 2020, depreciation, amortization and depletion includes subleasing of ships.
- (2) Exceptional: Expenses incurred due to the business combination with Fibria.
- (3) Exceptional: Amortization of fair value adjustment on business combination with Fibria related to contingencies and inventory.
- (4) Exceptional: expenses related to the dismantling of machinery at Facepa.
- (5) Non cash adjustments
- (6) Exceptional: Penalties on contractual terminations with some suppliers due to operational synergies arising from business combination with Fibria.
- (7) Exceptional: Provisions related to the Losango project, mainly, write-off of advances of forestry development program and write-off of wood stock in the field.
- (8) Exceptional: Disbursements made for carrying out the social actions implemented by Suzano.  
Exceptional: Includes, mainly, expenses in the facilities units for the upgrading of cafeterias and workplaces, expansion of the frequency of conservation, cleaning, hygiene and maintenance of common areas, public transport with more space between passengers, distribution of masks and realization rapid tests on employees working in facilities units.
- (9) Exceptional: Bargain purchase Spinnova. In 2019, the Company revaluated the investment, previously classified as financial investment measured through other comprehensive income.
- (10) Exceptional: Provision for Property Transfer Tax ("ITBI") payments and fees referring to the regularization of land acquired prior to 2015.
- (11) Exceptional: The amount refers to the sale of credits related to a lawsuit against Centrais Elétricas Brasileiras S.A. (Eletrobrás).
- (12) Exceptional: Refers to a 2016 project of the Mucuri facility that was discontinued.
- (13) Exceptional: Non-compete payment made to an executive of the Company.
- (14) Exceptional: Fees of legal counsel arising from successful causes related to exceptional events.  
Exceptional: For certain tax credits to be recovered, the Company has received final favorable court decisions in 2019 and
- (15) recorded an asset of R\$128.1 relating to PIS and COFINS tax credits within recoverable taxes and a gain in the statement of income (loss) within other operational results, regarding certain claims for the calculation period from 2006 to July 2018.
- (16) Exceptional: Fine for termination due to supply incidents.
- (17)



## **B. Capitalization and Indebtedness**

Not applicable.

## **C. Reasons for the Offer and Use of Proceeds**

Not applicable.

## **D. Risk Factors**

*We are subject to various risks and uncertainties resulting from changing competitive, economic, political, environmental and social conditions that could harm our business, results of operations or financial condition. The risks described below, although not being the only ones we face are the most important ones according to our ability to identify material risks. Other risks that we presently believe are not material could also adversely affect us.*

### **Risks Relating to the Pulp and Paper Industry**

***Our products' prices are greatly affected by international market prices, which vary depending on a number of factors that are beyond our control and could adversely affect our results of operations and financial conditions and our ability to operate our plants in an economically viable manner.***

Pulp markets are typically cyclical, and our pulp prices follow international market prices, which are determined by supply and demand, global pulp production capacity and global economic conditions. Such prices can also be affected by exchange rate fluctuations between the currencies of main producing and consuming countries, movement of inventories, diverging price expectations, business strategies adopted by other producers and availability of substitutes for our products, among others. All of these factors are beyond our control and may have a significant impact on the prices for pulp and, consequently, on our operational margins, profitability and ROIC. Fluctuations in pulp price may lead us to adopt changes in our commercial strategy or production, which also may adversely affect our financial condition and results of operation.

Paper prices are also determined by supply and demand conditions in the markets in which they are sold, and are affected by various factors, including the fluctuation in pulp prices and the specific characteristics of the markets in which we operate.

We cannot assure that pulp and paper market prices and demand for our products will remain favorable to us, and any adverse price or demand fluctuations, which may occur rapidly in our markets, could adversely affect our results of operations and financial conditions and our ability to operate our plants in an economically viable manner.

***We are highly dependent on our planted forest areas for the supply of wood, which is essential to our production processes, and any damage to our forest areas or impact on prices of land we seek to purchase for our forests may adversely affect us.***

Most of the wood used in our production processes is supplied by our own forestry operations, which include planted forest areas located in close proximity to our production facilities. The wood market in Brazil is very regional and limited in wood availability, as most pulp and paper producers are integrated and utilize wood grown in their own planted forests to meet their wood requirements.

Our planted forests are subject to natural threats, such as drought, fire, pests and diseases, which may reduce our supply of wood or increase the price of wood we acquire. Our planted areas are also subject to other threats, considering their wide territorial coverage and proximity to a significant number of neighbors and local communities, including loss of possession due to social unrest or squatter invasion, land title disputes, wood theft, or arson, which may result in real damage to our planting and transit areas and may adversely affect our results.

In addition, the physical effects of climate change may materially and adversely affect our operations, for example by changing air temperature and water levels, and subjecting us to unusual or different weather-related risks. Any climate changes that negatively affect the favorable climate conditions in Brazil may adversely affect the growth rate and quality of our plantations, or our production costs. Although we cannot predict the impact of changing global climate conditions, any such occurrences may increase our liabilities and capital expenditures and adversely affect our business, financial condition and results of operations.

Additionally, in acquiring land for our timber plantations, we compete with other crops, as well as with cattle breeders, which could ultimately raise land prices or make it more difficult for us to contract independent third parties to cultivate eucalyptus.

***Drought in some regions of Brazil, resulting in water scarcity and related rationing, may adversely affect our business and results of operations.***

In Brazil, some regions might have drought conditions during some seasons of the year, which could result in acute shortages of water and/or implementation of rationing to restrict usage. Some of our units are located in the affected areas and we cannot assure that our processes for efficient use of water and contingency plans will be able to avoid impacts from severe droughts or governmental measures to address drought conditions on our units' operations, which could have an adverse effect on our business and results of operations.

***We face significant operational risks that can result in the shutdown of our operations, which may adversely affect our financial condition and results of operations.***

We face operational risks that may result in partial or temporary suspension of our operations and in loss of production. Such outages may be caused by factors associated with equipment failure, information system disruptions or failures (including due to cyber-attacks), accidents, fires, strikes, invasions, weather, exposure to natural disasters, regional water crisis, electricity power outages and chemical product spills, accidents involving water reservoirs, landfills, revocation of licenses, among other operational and environmental hazards. The occurrence of these events may, among other impacts, result in serious damage to our property, assets and reputation, liability for damages to the environment and third parties, a decrease in production or an increase in production costs, any of which may adversely affect our financial condition and results of operations.

During the normal course of our business, we depend on the continuous availability of logistics and transportation networks, including roads, railways, warehouses and ports, among others. Such operations may be disrupted by factors beyond our control, such as social movements, natural disasters, electricity shortages and labor strikes. For example, the general strike of truck drivers in May 2018 throughout Brazil resulted in a temporary suspension of our production operations over some days, which in turn caused losses in production of our pulp and paper products. In order to end the strike, the Brazilian federal government made several concessions to the truck drivers, which may have an adverse effect on our costs of inbound and outbound logistics. Any interruption in the supply of inputs for the operation of our industrial and forestry units or in the delivery of our finished products to clients could cause a material adverse impact on our results of operations.

We have entered into contracts with third parties to provide transportation and logistics services. The early termination of these contracts or our inability to renew them or negotiate new contracts with other service providers with similar conditions could adversely affect our financial and operating condition. In addition, the majority of our suppliers of transportation operate under concessions granted by the Brazilian government. The loss or non-renewal of such concessions without timely replacement for new concessions to third parties that are capable of continuing the services provided and willing to do so on similar terms as the previous service providers may also adversely affect our results of operations and financial condition.

Additionally, we are subject to quality control risks associated with our products, which may affect our consumer market and customers. In this sense, we note that our products have several properties that influence the processes of our customers, as well as the quality of the products they produce. Accordingly, we are also subject to any potential claims relating to the quality of our products, which may have a material adverse effect on our results of operations and financial condition.



***We depend on third-party suppliers for a material portion of our wood requirements and also depend on few suppliers for certain raw materials. Significant reductions in supply or increases in price of these materials could adversely affect our production, products' mix, margin or availability and, consequently, our results of operations.***

Our wood resources are not sufficient to satisfy our production needs, and accordingly we seek additional wood supply from third parties through agreements to purchase standing forests or for purchases of wood delivered to our factories. Medium- and long-term supply agreements with wood suppliers may vary between one to three forest cycles, each cycle lasting approximately seven years. Lease agreements or forest partnerships have an average term of 14 to 15 years. Wood price conditions are subject to cyclical and circumstantial variations of wood demand in the different regions where we operate. A material failure to obtain wood from third party suppliers or a material interruption in our current supply arrangements may result in a significant reduction in available wood for processing at our plants, which may adversely affect our production and, accordingly, our results of operations and financial condition.

In addition, we have few sources for certain raw materials that are essential for the production of pulp and paper, including fuel oil, bleached chemo thermo mechanical pulp, natural gas and third-party industry technology (maintenance). We enter into medium and long term supply agreements with such suppliers. Any significant reduction in the supply or increase in prices, on behalf of the relevant supplier, of any of these raw materials, as well as our inability to maintain the relationship or find suitable substitutes for these suppliers, could adversely affect our products' mix, margin or availability and, consequently, our results of operations.

***Investments by us or our competitors to enhance pulp and paper production capacity in the future may adversely affect the market price for our products.***

New capacity projects developed by us or our competitors may create an imbalance between supply and demand of pulp and paper, which may cause a reduction in pulp and paper prices. Investments in new capacity may have a negative impact on pulp and paper prices and, consequently, on our financial condition or results of operations.

***We face significant competition in some of our lines of business, which may adversely affect our market share in the pulp and paper industries and our profitability.***

The pulp and paper markets are extremely competitive. We face substantial competition in both domestic and international markets from a large number of companies, some of which have extensive access to financial resources and low capital costs. In the domestic market, we face competition from national products, produced by companies of Brazilian and international groups, and imported products. In the international market, we compete against companies with large production and distribution capacities, significant consumer base and great variety of products.

In addition, the oversupply of coated paper in the world market, the antidumping measures adopted in other countries and the use of imported coated paper for alternative purposes, especially during periods of prolonged appreciation of the *real* against the U.S. dollar, may increase competition in Brazil from producers of imported paper. Moreover, if the Brazilian federal government were to decrease import taxes, or in the event of sustained appreciation of the *real* against the U.S. dollar, competition in Brazil from international producers may increase. The occurrence or continuation of any of the foregoing events could adversely affect us.

Additionally, the pulp and paper markets are served by numerous companies located in different countries. If we are unable to remain competitive against these producers in the future, our market share may be adversely affected. Other companies operating in the same segments may compete with us for acquisition and alliance opportunities. Strategic acquisitions or alliances by our competitors could affect our ability to enter into or consummate acquisitions and alliances that are necessary to expand our business. Further, we may face elevated costs associated with restructuring and/or financing in relation to acquisitions or strategic partnerships in comparison to our competitor companies. Companies that are better positioned to enter into acquisitions or alliances may benefit from preferable production costs, which may affect our competitiveness and market share.

Other factors affecting our ability to compete include the entry of new competitors into the markets we serve, increased competition from overseas producers, our competitors' pricing strategies, the introduction by our competitors of new technologies and equipment, our ability to anticipate and respond to changing customer preferences and our ability to maintain the cost-efficiency of our facilities. In addition, changes within these industries, including the consolidation of our competitors and our customers, may impact competitive dynamics.

***Liquidity restriction periods may increase our financial costs, limit the terms or even preclude the funding in the market, which may adversely affect our operations.***

Brazilian paper and pulp companies have made significant investments during the last few years in order to compete more efficiently and on a larger scale in the international market. This trend towards consolidation has enhanced the need for resources and diversification of financing sources among national and foreign financial institutions.

In this context, we depend on third-party capital to conduct our business, by means of financing transactions to support our investments and working capital. We cannot assure that our current sources of funds will be sufficient or that they will remain available to meet our capital needs, which may require us to seek additional funds in the financial and capital markets. In liquidity restriction periods, such as the ones of 2008 and 2009 that occurred due to the international financial crisis, credit lines may become excessively short, expensive or even unavailable. Under these circumstances, there is a higher risk of not achieving success in financing and refinancing transactions, meaning that there is a higher possibility of failure in obtaining financing in the market in order to pay down existing indebtedness, as well as a higher risk of raising these funds at an elevated cost or subject to posting collateral, which may adversely affect our results of operations or financial condition.

***More stringent environmental regulation could increase our expenditures and noncompliance with such regulation may result in administrative, civil and criminal liability, which may adversely affect us, our results of operations or financial condition.***

Our activities are subject to extensive environmental regulation, including in relation to gas emissions, liquid effluents and solid waste management, reforestation and odor control, as well as maintenance of land reserve and permanent preservation areas. Furthermore, our activities, both industrial and forestry, require periodic renewal of environmental permits.

Environmental standards that are applicable to us are issued at the federal, state and municipal levels, and changes in the laws, rules, policies or procedures adopted in the enforcement of the current laws may adversely affect us. In Brazil, violations of environmental laws, regulations and authorizations could result in administrative, civil or criminal penalties for us, our management and our employees, including fines, imprisonment, interruption of our activities and dissolution of our corporate entity.

Governmental agencies or other competent authorities may provide new rules or additional regulations even stricter than the ones in force, or they may pursue a stricter interpretation of the existing laws and regulations, which could require us to invest additional resources in environmental compliance or to restrict our ability to operate as currently done. Additionally, noncompliance with or a violation of any such laws and regulations could result in the revocation of our licenses and suspension of our activities or in our liability for environmental remediation costs, which could be substantial. Moreover, failure to comply with environmental laws and regulations could restrict our ability to obtain financing from financial institutions.

In December 2015, several countries (including Brazil) signed the Paris Agreement, a new global environmental agreement adopting the Intended Nationally Determined Contributions, or “INDCs”, as the measures taken to reduce its emissions after 2020. The INDC that applies to Brazil provides for an increase in the share of sustainable biofuels and other sources of renewable energy in the Brazilian national energy mix, as well as zero deforestation, reforestation, forest restoration and enhancement of the native forest management. We may be materially affected by more restrictive environmental laws and regulations related to greenhouse gases and climate change, to the extent that such new laws or regulations may cause an increase in capital expenditures and investments to comply with such laws, and indirectly, by changes in prices for transportation, energy and other inputs. Both the regulations related to climate change and the changes in existing regulations, as well as the physical effects of climate change generally, could result in increased liabilities and capital expenditures, all of which could have a material adverse effect on our business and results of operations.

***Failure to obtain, timely renew or maintain permits, licenses and concessions, grants and registrations necessary to develop our activities, as well as any cancellation thereof, could adversely affect our operations.***

We depend on the issuance of permits, licenses, concessions, grants and registrations from various governmental agencies in order to undertake certain operational activities. Moreover, in order to obtain licenses for certain activities that are expected to have a significant environmental impact, certain investments in conservation are required to offset such impact. Furthermore, we have permits, licenses, grants and registrations that are necessary to operate our plants, which are usually valid for five years from the date of issuance and may be timely renewed. Certain of these operational licenses require, among other things, that we periodically report our compliance with emissions standards set by environmental agencies. In addition, the expansion of our operations and/or changes in the applicable legislation may require that new licenses, permits and registrations be obtained from the competent authorities, and we cannot guarantee that we will be able to obtain them or obtain them in a timely manner, which cause delays in our deployment of new activities, increased costs, monetary fines or sentences to pay compensation. In case we are fined and/or penalized for a failure to obtain,

timely renew or for the cancellation of our permits, licenses, grants and registrations, as well as for noncompliance with environmental legislation, our financial and operating results and image may be adversely affected. In addition, non-compliance with applicable environmental legislation may result in partial or total shutdowns of our operating activities, which may also adversely affect our financial position and image.

***Global or regional economic conditions and events may adversely affect the demand for and the price of our products.***

Demand for pulp and paper is directly related to the growth of the world economy and economic conditions. Currently, Europe, China and North America are the main consumer markets of the industry. Fluctuations in the value of local currency versus the U.S. dollar, downturns in economic activity, nationalization or any change in social, political or labor conditions in any of these countries or regions impacting matters such as sustainability, environmental regulations and trade policies and agreements, could negatively affect our financial results. Any slowing of economic growth in Europe, China and North America could adversely affect the price and volume of our exports and thus impact our operating performance.

According to market statistics (PPPC), Chinese demand represented 39% of the global market pulp demand in 2020 (versus 37% in 2019 and 33% in 2018), and this demand has increased at a compound annual growth rate of 9.4% since 2005, above the global average of 2.5%. The recent investments in paper and board machines in China have been boosting pulp demand in China; however, the volatility of Chinese demand due to speculative buying movement is a key risk for any short-term demand forecast. Such behavior was experienced during the year of 2019 when, according to the PPPC's Chinese Demand report, demand for hardwood in China fell by 3.5% in the first 6 months of 2019 vs. the same period of the previous year. However, in the year-to-date analysis (FY 2019 vs FY 2018), there was an increase of 16.7%. In 2020, the speculative buying movement was not largely noticed with similar demand growth throughout the year.

***The outbreak of coronavirus or other diseases may adversely affect our operations and financial results.***

In light of our activities in the foreign market, our operations and results may be negatively impacted by the novel coronavirus (COVID-19) outbreak. Global or national health concerns, including the outbreak of pandemic or contagious disease, such as the COVID-19, may adversely affect us. Since December 2019, COVID-19 has spread in China and other countries, which continues to adversely impact global commercial activity and has contributed to significant volatility in the market. Such events or potential reactions and mandates from government authorities could cause disruption of regional or global supply chains and economic activity, including significant volatility in demand, which could adversely affect our operations and financial results. Prolonged closures, stoppages and shutdowns, if continuing, may disrupt our operations and the operations of our suppliers, service providers and customers and could materially, adversely affect our revenues, financial condition, profitability, and cash flows. The extent to which the coronavirus and/or other diseases impact our results will depend on future developments, which are highly uncertain and cannot be predicted in light of the rapid development and fluidity of this situation, including new information which may emerge concerning the severity of the coronavirus and/or other diseases and the actions to contain the or treat their impact, among others.

***Our exports are subject to special risks that may adversely affect our business.***

We export to different regions of the world, which makes us subject to special political and regulatory risks, including currency controls in countries where we have payments receivable, possible formal or informal trade barriers and incentive policies and subsidies favoring local producers in many regions.

Thus, our future financial performance will depend on the economic, political, environmental and social conditions of our main export markets (Europe, Asia and North America). As a result, factors that are beyond our control include:

- imposition of barriers to trade by certain countries to limit the access of Brazilian companies to their markets or even to subsidize local producers, particularly with respect to paper products, or the granting of commercial incentives in favor of local producers;
- changes in economic policies and/or conditions of the countries to which we export, which may affect our export capacity and, consequently, our business and operating results;
- logistics costs, including disruptions in shipping or reduced availability of freight transportation;
- significant fluctuations in global demand for pulp products, which could impact our sales, operating income and cash flows;
- the deterioration of global economic conditions, which could impair the financial condition of some of our customers or foreign suppliers, thereby increasing bad debts or non-performance by our foreign suppliers, as well as increasing our costs for financing and refinancing;
- changes in revenues due to variations in foreign currency exchange rates;
- controls on currency exchange; and
- adverse consequences deriving from the need to comply with more stringent regulatory requirements in foreign countries, including environmental rules, regulations and certification requirements.

### **Risks Relating to Our Company**

***We pursue certain transactions from time to time and we may not be able to achieve the expected benefits of such transactions or manage potential risks related to such transactions, which may adversely affect our business and growth prospects, as well as our results of operations and financial condition and the trading price for our securities.***

In the course of our business, we analyze, pursue and carry out acquisitions, strategic alliances and divestitures, and, as part of our business strategy, we may acquire other assets or businesses or enter into further strategic partnerships in Brazil or other countries.

Disagreements with our joint operation partners, unexpected events or changes in market conditions, as well as the failure to successfully integrate new businesses or manage strategic alliances, could adversely affect our results of operations and financial condition or prevent us from realizing expected gains of these acquisitions or alliances. For example, we (as successor to Fibria) hold a 50% interest in Veracel, a joint operation with Stora Enso for the production of pulp, and a 51% interest in Portocel, our subsidiary (former subsidiary of Fibria) in which Celulose Nipo-Brasileira S.A. – CENIBRA holds the remaining 49% interest stake. In May 2014, Fibria (Stora Enso’s former partner in the joint operation) commenced an arbitration against Stora Enso for alleged breach of its obligations under certain provisions of the joint operation shareholders’ agreement. For further information on the arbitral proceeding, see Item 8. “Financial Information—Consolidated Statements and Other Financial Information—Civil Proceedings.”

If we attempt to engage in future acquisitions, we would be subject to additional risks, including that we could fail to select the best partners or fail to effectively plan and manage any strategic alliance. Moreover, any significant acquisition may be subject to regulatory approval in Brazil and abroad and, as a result, may not be consummated, which may have an adverse effect on the trading price of our securities.

***The expected synergies from operating as a combined company with other companies that merge into and with us may not be achieved.***

We cannot provide any assurance as to the extent to which the synergies anticipated or expected from eventual future mergers, or as to the timing for their realization, or as to the expenses that will be incurred in connection with realizing synergic benefits. In particular, we may not be able to realize anticipated cost savings from combination of companies’ production facilities, or anticipated synergic benefits from joint acquisitions of raw materials, sharing of improved production techniques and integration of administrative departments.

If we are not able to achieve the synergies from eventual future mergers, our results of operations and financial condition and the trading price for our securities may be adversely affected. Even if we achieve the expected synergies eventual future mergers, we may not be able fully realize them within the anticipated timeframe.

***We recorded a significant amount of goodwill and other intangible assets with determined useful life as a result of the Merger, which may be subject to impairment charges under certain circumstances in future periods in accordance with applicable accounting regulations and adversely affect our financial condition and results of operations or the trading price of our securities.***

As of December 31, 2020, the value of our goodwill and other intangible assets with determined useful life relating to the Merger with Fibria were R\$7,897.1 million and R\$8,303.7 million, respectively. For further information, see notes 16 to our audited consolidated financial statements. Under IFRS, goodwill and intangible assets with undetermined useful life are not subject to amortization and are tested annually to identify possible need for impairment, or more often if any event or circumstance indicates that an impairment loss may have been incurred. Other intangible assets that have determined useful lives are amortized on a straight-line basis over their estimated useful lives and reviewed for impairment whenever there is an indication of impairment. In addition, under IFRS we are required to perform an impairment analysis of assets with undetermined useful life when the book value of our net assets exceeds our market capitalization. As a result, we may be required to record an impairment charge for goodwill or other intangible assets in future periods if required under IFRS, which could lead to decreased assets and reduced net income. If a significant write down were required, the charge could adversely affect our financial condition and results of operations or the trading price of our securities.

***The level of our indebtedness could adversely affect our financial condition and a material portion of our cash flow may need to be used to service our debt obligations, which could impair our ability to operate our business.***

As of December 31, 2020, we had R\$72.9 billion of total consolidated outstanding indebtedness (which includes current and non-current loans, financing and debentures). We are subject to the risks normally associated with significant amounts of debt, which could have important consequences to investors. Our indebtedness could, among other things: (i) require us to use a substantial portion of our cash flow from operations to pay our obligations, thereby reducing the availability of our cash flow to fund working capital, operations, capital expenditures, dividend payments, strategic acquisitions, expansion of our operations and other business activities; (ii) increase our vulnerability to a downturn in general economic and industry conditions, and may make us unable to carry out capital spending that is important to our growth; (iii) limit, along with financial and other restrictive covenants in our debt instruments, our ability to incur additional debt or equity financing or dispose of assets; and (iv) decrease our ability to deleverage and place us at a competitive disadvantage compared to our competitors that have less debt.

In addition, we are subject to agreements governing our indebtedness that require us to meet and maintain certain covenants and financial ratios. A significant or prolonged downturn in general business and economic conditions, or other significant adverse developments with respect to our results of operations or financial condition, may affect our ability to comply with these covenants or meet those financial ratios and tests and could require us to take action to reduce our debt or to act in a manner contrary to our current business objectives. Moreover, the restrictions associated with these covenants and financial ratios may prevent us from taking actions that we believe would be in the best interest of our business and may make it difficult for us to execute our business strategy successfully or effectively compete with companies that are not similarly restricted. Additionally, despite these restrictions, we may be able to incur substantial additional indebtedness in the future, which might subject us to additional restrictive covenants that could affect our financial and operational flexibility and otherwise increase the risks associated with our indebtedness as noted above. We may also need to refinance all or a portion of our debt on or before maturity, and we may not be able to do this on commercially reasonable terms or at all.

Additionally, a default under our financial agreements that is not waived by the relevant creditors may result in an acceleration of the maturity of the outstanding balance of such debt, and may also accelerate the maturity of other debt that benefits from cross-default or cross-acceleration provisions. For more information, see Item 5. “Operating and Financial Review and Prospects—Indebtedness.” If such events were to occur, our financial condition and share price could be adversely affected.

***We operate under certain tax regimes in Brazil and abroad that may be suspended, cancelled or not renewed, any of which may adversely affect our financial condition and free cash flow generation.***

We receive certain tax benefits by virtue of our investment projects in underdeveloped regions in Brazil, which are covered by the *SUDENE* and the *RFB*. We also benefit from tax incentives granted by states based on state laws. The program *PROMARANHÃO* in the state of Maranhão and the program *Desenvolve* in the state of Bahia, published through Ordinance-GABIN nº 435/18 and Decree No. 18.270/18, respectively, are the most relevant ones for our operations. We cannot assure you that the tax incentives we currently benefit from will be maintained or renewed, particularly, but not exclusively, in light of deteriorating macroeconomic conditions that may lead to changes in current material incentives, such as the exemption of export revenues from social security contributions, the *Regime Especial de Aquisição de Bens de Capital para Empresas Exportadoras*, which is a special regime for the acquisition of capital goods by exporting companies, and *Preponderante Exportador*, among others. If such tax benefits are not effectively renewed, this could have a material adverse effect on our generation of net cash flow. In the event of constitutional challenges or if we fail to comply

with specific obligations to which we are subject in connection with the tax benefits described above, such benefits may be suspended or cancelled, and we may be required to pay the taxes due in the last five years in full, plus penalties and interest, which may adversely affect us.



Our exports and international trading activities are also conducted under certain tax regimes, including rulings and incentives in some foreign countries, including Austria. These the tax rulings or benefits expire and have to be renewed from time to time. We cannot assure you that the tax regimes and incentives from which we currently benefit will be renewed or maintained in the future. In addition, we also benefit from provisions of international treaties entered into by the Brazilian federal government in order to avoid double taxation, such as the non-double taxation treaty between Brazil and Austria, pursuant to which profit earned by our wholly-owned subsidiary in Austria is not subject to double-taxation in Brazil. Although we believe in the validity of the provisions of international treaties, we brought a claim with judicial courts and are currently guaranteeing the enforceability of the Brazilian-Austria treaty by means of a preliminary injunction. If the Brazil-Austria treaty is deemed unenforceable, we may be materially adversely affected.

***Fluctuations in interest rates, as well as our inability to manage risks associated with the replacement of benchmark indices, could increase the cost of servicing our debt and negatively affect our overall financial performance.***

Our financial results are affected by changes in interest rates, such as the London Interbank Offered Rate (“LIBOR”), the Brazilian Interbank Deposit Certificate Rate (*Certificado de Depósito Interbancário*, or “CDI”) and the Brazilian Long-Term Interest Rate (*Taxa de Juros de Longo Prazo*, or “TJLP”). The CDI rate has fluctuated significantly in the past in response to the expansion or contraction of the Brazilian economy, as it is an instrument for Brazilian Central Bank to manage inflation and pursue its policies targets. The CDI rate was 1.90% p.a. as of December 31, 2020, while it was 4.40% p.a. and 6.40% p.a. as of December 31, 2019 and 2018, respectively. The TJLP rate was 4.55% p.a., 5.57% p.a. and 6.98% p.a. as of December 31, 2020, 2019 and 2018, respectively.

Although the CDI rate has declined, we cannot guarantee that rates will continue to decrease. A significant increase in interest rates may impact our ability to secure financing in acceptable terms and an increase in interest rates, particularly TJLP, CDI or LIBOR, or the inflation rate index for consumer goods, or IPCA, could have a material adverse effect on our financial expenses since a significant part of our debt (BNDES loans, Agribusiness Credit Receivable Certificates - CRA and Export Prepayment Facilities) is linked to these rates. On the other hand, a significant reduction in the CDI rate could adversely impact our financial revenues derived from investment activities, since a material portion of our cash is invested in Brazilian money market instruments that are linked to the CDI rate.

On March 5, 2021 the head of the United Kingdom Financial Conduct Authority (“FCA”) announced in a public statement the date of extinction of Libor 3-months (term to which Suzano's contracts are linked) for June 30<sup>th</sup>, 2023. Considering the extinction of LIBOR over the next few years, the Company is evaluating its contracts with clauses that envisage the discontinuation of the interest rate. Most debt contracts linked to LIBOR have a clause to replace this rate with a reference index or equivalent interest rate and, for contracts that do not have a specific clause, a renegotiation will be carried out between the parties. Derivative contracts linked to LIBOR provide for a negotiation between the parties to define a new rate or an equivalent rate will be provided by the Calculation Agent.

The Company identified all of its contracts subject to LIBOR reform that have not yet been subject to the transition to an alternative reference rate and has already started contacting the respective counterparties of each contract to ensure that the best market practices will be adopted at the time of transition of the index, these terms are still under negotiation between the parties. We cannot predict how the (i) provisions relating to the discontinuation of LIBOR we have been including in our contracts, (ii) negotiations with other parties for definition of new applicable rates, or (iii) determination of an equivalent fee by a calculation agent will be implemented in practice, and can give no assurance that such implementation will not have a material effect on our financing costs.



***A failure or interruption of our third-party suppliers' or our information technology systems or automated machinery may impact or paralyze our business and negatively impact our operations. Our third-party suppliers' and our information technology system may also be vulnerable to external actions such as cyber-attacks, which can have a negative impact on our operations, reputation, improper access of confidential information and disruption of our systems integrity as well as result in fines, obligations to clients or legal litigation and have an adverse effect on the results of our business.***

Our operations are heavily reliant on information technology systems to efficiently manage business processes. Therefore, disruptions to these systems may impact or even paralyze our business and negatively impact our operations. In addition, we collect and store data, including proprietary business information, and may have access to confidential or personal information in certain of our businesses that is subject to privacy and security laws, regulations and customer-imposed controls. Moreover, any failure of our third-party suppliers' or our systems related to confidential information, caused by external cyber-attacks or internal actions, including negligence and/or misconduct of our employees, can have a negative impact on our reputation against competitors and external agents (government, regulators, suppliers and others).

Our third-party suppliers' and our information technology systems may be vulnerable to external actions such as natural disasters, viruses, cyber- attacks, and other security breaches. Any damage or interruption may cause a negative adverse effect on the results of our business, including fines, obligations to clients or legal litigation.

We and our third-party suppliers may be subject to breaches of automation systems causing partial and/or temporary shutdowns of operations and/or improper access to strategic information, in addition to change or loss of relevant data. Costs to address the vulnerability and/or problems mentioned may be significant and may temporarily affect our operations.

While these measures are designed to deterrent, prevent, detect, and respond to unauthorized activities in our systems, we cannot assure that these, or the procedures adopted by third- party suppliers, would be to protect us from certain types of attacks, which may have a material adverse effect on our business and reputation.

Furthermore, any changes to existing safety regulations may impose additional obligations on us and result in an increase in our expenses with respect to safety equipment and procedures. For instance, changes imposing a reduced workday for safety reasons may result in reduced productivity, forcing us to hire additional staff. Similarly, provisions requiring us to install or buy additional safety equipment could increase our labor-related costs and adversely affect our operating costs and results.

***Any failure to adapt to or comply with recent Brazilian regulations on data privacy may adversely affect our results and reputation.***

On August 15, 2018, the Brazilian General Data Protection Law (*Lei Geral de Proteção de Dados – LGPD*) came into force. The LGPD regulates the use of personal data in Brazil. The LGPD significantly transformed the data protection system in Brazil and is in line with recent European legislation (the General Data Protection Regulation, or GDPR). The LGPD establishes detailed rules for the collection, use, processing and storage of personal data. It will affect all economic sectors, including the relationship between customers and suppliers of goods and services, employees and employers and other relationships in which personal data is collected, both in the digital and physical environment. Pursuant to the LGPD, security breaches that may result in significant risk or damage to personal data must be reported to the National Authority on Data Protection (*Autoridade Nacional de Proteção de Dados – ANPD*), the data protection regulatory body, within a reasonable time period. In light of the LGPD, our practices related to the treatment of personal data, including digital advertising, may undergo significant changes, generating additional costs to us due to the need to adapt such practices to the LGPD.

Failure to comply with the LGPD may result in formal warnings, public sanctions, the deletion of data, or the suspension of data processing activities. Furthermore, a company may be subject to a fine equal to up to 2% of its gross sales, or the gross sales of its economic group in Brazil, in the preceding fiscal year, excluding taxes, but limited to a total of R\$50 million per violation. As a result, failure by us to adhere to the LGPD and any additional privacy laws or regulations enacted or approved in Brazil or in other jurisdictions in which we operate could adversely impact our business, financial condition or results of operations.

We cannot guarantee that our data protection program will be deemed sufficient by the ANPD to meet the provisions of the LGPD, nor that such program will prevent any failures in the protection of personal data processed by us, including with respect to cybersecurity incidents.

***A downgrade in our credit ratings may increase our borrowing costs and/or restrict the availability of new capital or financings and have a material adverse effect on us.***

The ratings address the likelihood, according to the respective evaluation methodology of each rating agency, of payment of our debt and obligations at their maturity. The ratings also address the timely payment of interest and other costs on each interest payment date. The assigned ratings to us may be raised, lowered or held constant depending, among other factors, on the rating agencies' respective assessment of our financial strength or a change in methodology of credit assessment adopted by the credit risk agencies. We cannot assure you that our rating will remain for any given period of time or that the rating will not be lowered or withdrawn.

If our credit ratings are downgraded and the market were to perceive any such downgrade as a deterioration of our financial strength, our cost of borrowing would likely increase and our net income could decrease and our ability to obtain new financing may be adversely affected, all of which could have a material adverse effect on us.

In addition, credit rating is sensitive to any change in Brazilian sovereign credit ratings. The credit ratings of the Brazilian sovereign were downgraded in 2016 and 2018, and are no longer investment grade according to the methodologies of the major global rating agencies. Any further decrease in Brazilian sovereign credit ratings may have additional adverse consequences on our ability to obtain financing or our cost of financing and, consequently, on our results of operations and financial condition.

***Unfavorable outcomes in litigation may negatively affect our results of operations, cash flows and financial condition.***

In the ordinary course of our business dealings, we and our officers are, and may become, party to numerous tax, civil (including environmental) and labor disputes involving, among other remedies, significant monetary claims. An unfavorable outcome against us may result in our being required to pay substantial amounts of money, which could materially adversely affect our reputation, results of operations, cash flows and financial condition. Additionally, the amounts provisioned for legal proceedings may increase and existing provisions may become insufficient due to unfavorable outcomes in disputes against us. For more information on tax, civil (including environmental), labor and other proceedings, see Item 8. "Financial Information—Consolidated Statements and Other Financial Information—Legal and Administrative Proceedings."

***Changes in the credit risk of customers and suppliers to whom we have made advances, sales through credit lines or loans may adversely affect us.***

In the markets in which we operate, it is typical, and often a condition for competitive participation, for pulp and paper producers to make advances to suppliers or to make sales to customers on credit. When we make advances, sales on credit or loans to our suppliers or customers, we assume their credit risk. Additionally, we assume additional risks when using debt instruments to make advances and sales on credit to our customers, such as credit letters. Therefore, changes in the macroeconomic environment or the market conditions under which our suppliers and our customers operate, in addition to problems related to the management of our suppliers and clients, may significantly affect their ability to make payments to us, directly impacting our assets and working capital.

These practices also expose us to the risk of a significant divergence between the rates under which we obtain financing from third parties and the rates that we grant to our customers and suppliers. We cannot assure you that we will always be able to match the terms under which we provide financing to our customers and suppliers with the terms of financing provided to us. Any increase in our customers' and suppliers' credit risk or divergence between their and our capital costs may materially adversely affect our shareholders' equity and results of operations.

***Social crisis in the relationship with communities and class entities, as well as, expropriation of any of our properties by the government affect the regular use, cause damage, or deprive us of the use of or fair value compensation of our properties.***

Organized social movements in Brazil defend agrarian reform and the redistribution of property, with irregular occupations in rural areas being the best known form of action. Such occupations when in areas of the company may interrupt our forestry or industrial activities and, consequently, negatively affect our productive and operational results.

In addition to stoppages, land conflicts can cause a series of risks to the integrity of our employees who work in the field, possible damage to areas of high environmental value such as Permanent Preservation Areas and buffer zones of Environmental Conservation Units, in addition to reputational damage.

An alternative to this scenario is the negotiation with state governments or the federal government and social movements aiming to definitively solve occupations already installed, and to avoid new occupations. According to Brazilian law, governments can act directly on the expropriation of areas, as long as they are in legal and environmental compliance. If the Brazilian government expropriates any property used by us for developing our activities, the results of our operations may be adversely affected. Moreover, if a property owned by us is expropriated, our equity may be adversely affected because it is not possible to guarantee that the compensation paid by the government will be adequate to the losses borne by us. The risk associated with this alternative is that the financial compensation offered by the governments proves to be insufficient or until the compensation via public debt securities, which have limited liquidity, is forced.

***Any changes in collective bargaining agreements or safety and outsourcing regulations could increase our labor-related costs or deteriorate labor relations with our employees, which could adversely affect us.***

We depend on intensive use of labor in our activities. Most of our employees are represented by unions, and their employment contracts are regulated by collective bargaining agreements. New collective bargaining agreements may have shorter terms than our previous agreements, and, if we are not able to negotiate collective bargaining agreements on acceptable terms to us, we may be subject to a significant increase in labor costs, deterioration of employee relations, slowdowns or work stoppages, which could have a material adverse effect on us.

Additionally, changes in safety and outsourcing regulations may result in an increase in our labor-related costs. We may be considered secondarily liable for any employment obligations relating to such employees or a direct employment relationship may be established by the labor courts with the outsourced employees and us, according to the current regulation in force.

The introduction of a stricter legal framework regarding the use of outsourced employees or third-party subcontractors, and/or the imposition of additional obligations on the contractor of outsourced services, may increase our labor-related costs and may adversely affect our business and operations.

In accordance with existing labor laws and regulations, we are required to provide and ensure the proper use of safety equipment for our employees and other individuals working on our worksites. If we fail to provide all necessary safety equipment and ensure the proper use of the safety equipment, or if we work with companies that are not sufficiently committed to ensuring the safety of their own employees, we may be held liable for any accidents that take place at our worksites. Any accidents at our worksites may expose us to the payment of indemnifications, fines and penalties.

In addition, any changes to existing safety regulations may impose additional obligations on us and result in an increase in our expenses with respect to safety equipment and procedures. For instance, changes imposing a reduced workday for safety reasons may result in reduced productivity, forcing us to hire additional staff. Similarly, provisions requiring us to install or buy additional safety equipment could increase our labor-related costs and adversely affect our operating costs and results.

***Our hedging activities may expose us to losses due to fluctuations in currency exchange rates or interest rates, which could have a material adverse effect on our results and financial condition.***

We regularly enter into currency, interest rate, commodity price and inflation hedging transactions using financial derivatives instruments, such as future contracts, options and swaps, in accordance with our policies. We have traditionally used hedging transactions to, among others, (1) protect our revenue (which is primarily denominated in U.S. dollars) when converted to *reais* (our functional currency), (2) convert part of our debt which is denominated in *reais* into U.S. dollars, (3) swap floating interest rates of our debt to fixed interest rates, (4) swap floating monetary variation of our debt to fixed rate, and swap part of our IPCA indexed debt to CDI.



We account for our derivative instruments at fair value, in accordance with IFRS. The fair value of such instruments may increase or decrease due to fluctuations in currency exchange rates or interest rates, among others, prior to their settlement date. The recent devaluation of the *real* against the U.S. dollar has led to the increase of the negative fair value of such instruments. We may incur losses due to these market risk factors. Fluctuations may also result from changes in economic conditions, investor sentiment, monetary and fiscal policies, the liquidity of global markets, international and regional political events, acts of war, terrorism, among others.

In the event that we cease to undertake hedging transactions to the extent necessary, we may be exposed to currency exchange, interest rate and inflation risks, which could materially adversely affect our results of operations and financial condition.

***Delays in the expansion of our facilities, building new facilities or the ramp up of new or expanded facilities may increase our costs and adversely affect our results of operations and financial condition.***

As part of our strategy, we may decide to expand our existing production facilities or build new production facilities. The expansion or construction of a production facility involves various risks, such as engineering, construction, operational systems, integration with the existing mill on brownfield projects, regulatory and other expected or unexpected significant challenges. These risks delay or prevent the successful operation of the project or significantly increase our costs. Our ability to complete successfully any expansion or new construction project subject to risks, including:

- we may either not be able to complete any expansion or new construction project on time or within the expected budget or be required by market conditions or other factors to delay the initiation of construction or the timetable to complete new projects or expansions, including adverse weather conditions, natural disasters, pandemics, fires, delays in supply, inputs or labor and accidents that impair or prevent the development of ongoing projects;
- our new or modified facilities may not operate at designed capacity, ramp up its learning curve as planned or may cost more to operate than we expect;
- we may not be able to sell our additional production at competitive prices;
- we may not have cash, or be able to acquire financing, to implement our growth plans;
- variations on exchange rate or product price may decrease significantly generated value by expansion project or new facilities;
- climate changes could affect our forest base for new projects or brownfield, and significantly increase our wood cost;
- we may have a negative impact on existing mills that can result on operational instability;

Any of the above events could have a negative impact in our business and financial and operating results.

***Our insurance coverage may be insufficient to cover our losses, especially in case of damage to our planted forests, which may cause a material adverse effect on our results and financial condition.***

Our insurance coverage may be insufficient to cover losses to our forests, mills, dams, hydroelectric plants and other operating facilities caused by general third party liability for accidents, operational risks and international and domestic transportation if we suffer any catastrophic claim or if there is a particular clause excluding the coverage. In addition, we do not maintain insurance coverage against wars, unforeseeable fortuitous events, force majeure, interruption of certain activities, including due pandemics such as the current COVID-19 pandemic, as well as fire, thefts, pests, diseases, droughts and other risks to our forests. The incurrence of losses or other liabilities that are not covered by insurance, due to the limited extent of the insurance coverage, losses that exceed the limits of our insurance coverage or any other reason that prevents reimbursement or indemnification, could result in significant and unexpected additional costs, our ability to operate and/or shortage of wood supply, which may affect our production. Moreover, the terms and conditions for the renewal of our insurance policies may change in the future depending upon market circumstances and the type and amount of risks insured. See Item 4. “Information on the Company—Business Overview—Insurance.”

## Risks Relating to Brazil

***The Brazilian government has exercised, and continues to exercise, significant influence over the Brazilian economy. This influence, as well as Brazilian political and economic conditions, may materially and adversely affect us, our activities and the trading prices of our shares.***

We conduct a substantial amount of our operations in Brazil, and we sell part of our products to customers in the Brazilian market. For the year ended December 31, 2020, 16.3% of our net revenues were derived from Brazil. Accordingly, our financial condition and results of operations are substantially dependent on economic conditions in Brazil. Future developments in the Brazilian economy may affect Brazil's growth rates and, consequently, the consumption of our products. As a result, these developments could impair our business strategies, results of operations or financial condition.

The Brazilian economy has been characterized by frequent, and occasionally drastic, interventions by the Brazilian federal government, which have often changed monetary, credit and other policies to influence Brazil's economy. The Brazilian federal government's actions to control inflation and other policies have often involved wage and price controls, depreciation of the *real*, changes in tax policies, controls on remittances abroad, fluctuations of the Central Bank of Brazil's base interest rate, as well as other measures. We have no control over, nor can we foresee, any measures or policies that the Brazilian federal government may adopt in the future. We may be materially adversely affected by changes in the policies of the Brazilian federal government, in addition to other general economic factors, including, without limitation:

- political, economic and social instability;
- monetary policies;
- political elections;
- inflation;
- exchange rate fluctuations;
- exchange controls and restrictions on remittances abroad;
- tax policy and amendments to the tax legislation;
- interest rates;
- liquidity of domestic and foreign capital and lending markets;
- government control of the production of our products;
- restrictive environmental and real estate laws and regulations; and
- other political, social and economic policies or developments in or affecting Brazil.

Uncertainty as to whether the Brazilian federal government will implement changes in policy or regulations affecting these or other factors in the future may contribute to economic uncertainty in Brazil and to heightened volatility in the Brazilian securities markets and the securities issued by Brazilian companies, including us. Accordingly, such uncertainties and other future developments in the Brazilian economy may adversely affect our business, financial condition and results of operation, negatively impacting our available cash flows for payment, and the trading price of our common shares.

### ***Changes in Brazilian fiscal policies and tax laws may adversely affect us.***

The Brazilian federal government has indicated its willingness to implement a tax reform agenda, including to (i) revoke the income tax exemption over the distribution of dividends, which, if promulgated, would increase tax expenses associated with any dividends or distributions, and (ii) decrease import tax (which would increase competition and the role of international competitors), both of which could impact our ability to pay future dividends. Any purported tax reform or change in fiscal policies, if proposed and implemented, may also significantly impact our business. If there is a tax reform or any changes in applicable laws and regulations that alter the applicable taxes or tax incentives/special regimes, either during or after their terms of validity, our business and results may be directly or indirectly affected.

Indeed, the Brazilian federal government has frequently implemented, and may continue to implement, changes in its fiscal policies, including, but not limited to, changes to tax rates, fees, sectorial charges and occasionally the collection of temporary contributions. Some of these measures may result in tax hikes that may negatively affect our business. Increases in taxes could also materially adversely impact industry profitability and the prices of our services, restrict our ability to do business in our existing and target markets and cause our financial results to be negatively impacted. If we are unable to pass on the additional costs associated with such fiscal policy changes to our clients through the prices we charge for our services, we may be adversely affected.



Uncertainty over whether the acting Brazilian federal government will implement changes in policy or regulation affecting these or other factors in the future may contribute to economic uncertainty in Brazil and to heightened volatility in the securities issued abroad by Brazilian companies.

***Significant fluctuations in the exchange rate of the real against the value of the U.S. dollar may adversely affect our business, financial conditions or results of operations.***

Our export revenues are directly affected by exchange rate variation. Depreciation of the *real* against the U.S. dollar will increase such revenues when denominated in *reais*, while appreciation of the *real* against the U.S. dollar will decrease such export revenues. Our revenues in the domestic market are also affected by exchange rate fluctuation, to the extent that imported products quoted in U.S. dollars become more or less competitive in the domestic market depending on the exchange rate variation.

Furthermore, some of our costs and operating expenses are also affected by fluctuations in the value of the *real* against the U.S. dollar, including export insurance, freight costs and the cost of certain chemicals we use as raw materials. Depreciation of the *real* against the U.S. dollar will increase such costs, while appreciation of the *real* against the U.S. dollar will reduce these costs.

Additionally, we may be adversely affected by depreciation of the real against the U.S. dollar, since a significant portion of our debt is expressed in U.S. dollars. Depreciation or appreciation of the real against the U.S. dollar may increase or decrease, as applicable, our financial expenses arising from these debt and other obligations in U.S. dollars, as well as adversely affect our ability to comply with certain covenants under financing agreements, which require us to maintain specific financial ratios. On the other hand, a significant appreciation of the real against the U.S. dollar or an appreciation during an extended period of time may significantly affect our cost structure and negatively affect our competitiveness in export markets.

As a result of inflationary pressures in recent years, the Brazilian *real* has been periodically devalued in relation to the U.S. dollar and other foreign currencies. The Brazilian federal government has in the past implemented various economic plans and utilized a number of exchange rate policies, including sudden devaluations, periodic mini-devaluations during which the frequency of adjustments has ranged from daily to monthly, floating exchange rate systems, exchange controls and dual exchange rate markets. From time to time, there have been significant fluctuations in the exchange rate between the Brazilian *real*, the U.S. dollar and other currencies. There can be no assurance that the *real* will not depreciate or be devalued again against the U.S. dollar or against any other foreign currency.

Devaluations of the *real* relative to the U.S. dollar could create additional inflationary pressures in Brazil, lead to increases in interest rates, further limit our access to foreign financial markets and prompt the adoption of recessionary policies by the Brazilian federal government. Conversely, the depreciation of the *real* against the U.S. dollar may lead to a further deterioration of Brazil's current account and balance of payments and cause a decrease in Brazilian exports. Any of the foregoing developments may negatively affect the Brazilian economy as a whole, and, consequently, our results. In recent years, the Central Bank of Brazil has occasionally intervened to control unstable movements in the foreign exchange rate. We cannot predict whether the Central Bank of Brazil will continue to let the *real* float freely. Accordingly, it is not possible to predict what impact the Brazilian federal government's exchange rate policies may have on us. We cannot assure that in the future the Brazilian federal government will not impose a currency band within which the real U.S. dollar-*real* exchange rate could fluctuate or set fixed exchange rates, nor can we predict what impact such an event might have on our business, financial position or operating results.

***Economic and market conditions in other countries, including in the United States and emerging market countries, may materially and adversely affect the Brazilian economy and, therefore, our financial condition.***

The market for securities issued by Brazilian companies is influenced by economic and market conditions in Brazil, and, to varying degrees, market conditions in other countries, whether emerging market countries or not. Although economic conditions are different in each country, the reaction of investors to developments in one country may cause the domestic or international capital markets prices to fluctuate. Developments or conditions in other countries, including non-recurrent events such as US-China trade war, have at times significantly affected the availability of credit in the Brazilian economy and resulted in considerable outflows of funds and reductions in the amount of foreign currency invested in Brazil, as well as limited access to international capital markets, all of which may materially and adversely affect our ability to borrow funds at an acceptable interest rate or to raise equity capital when and if we should have such a need.

Additionally, we depend on third-party financing to carry out our activities, especially to finance our capital expenditures and working capital. In circumstances of limited liquidity, credit availability may be scarce, expensive or nonexistent, and we may face difficulties in our regular activities and in honoring our financial commitments.

## **Risks Relating to Our Shares and ADSs**

### ***Exchange controls and restrictions on remittances abroad may adversely affect holders of ADSs.***

Brazilian laws provide that whenever a serious imbalance in Brazil's balance of payments exists or is anticipated, the Brazilian federal government may impose temporary restrictions on the repatriation by foreign investors of the proceeds of their investment in Brazil and on the conversion of Brazilian currency into foreign currency. For example, for six months in 1989 and early 1990, the Brazilian federal government restricted all fund transfers that were owed to foreign equity investors and held by the Central Bank of Brazil, in order to preserve Brazil's foreign currency reserves. These amounts were subsequently released in accordance with Brazilian federal government directives. Although the Brazilian federal government has never exercised such a prerogative since, we cannot guarantee that the Brazilian federal government will not take similar actions in the future.

You may be adversely affected if the Brazilian federal government imposes restrictions on the remittance to foreign investors of the proceeds of their investments in Brazil and, as it has done in the past, on the conversion of the *real* into foreign currencies. These restrictions could hinder or prevent the conversion of dividends, distributions or the proceeds from any sale of shares, as the case may be, into U.S. dollars and the remittance of U.S. dollars abroad. We cannot assure that the government will not take this measure or similar measures in the future. Holders of ADSs could be adversely affected by delays in, or a refusal to grant, any required governmental approval for conversion of *real* payments and remittances abroad in respect of the shares, including the shares underlying the ADSs. In such a case, the ADS depositary will distribute *reais* or hold the *reais* it cannot convert for the account of the ADS holders who have not been paid.

### ***Holders of ADSs may face difficulties in serving process on or enforcing judgments against us and other persons, as well as may face difficulties in protecting their interests because we are subject to different corporate rules and regulations than a U.S. company.***

We are organized under and are subject to the laws of Brazil and all our directors and executive officers and our independent registered public accounting firm reside or are based in Brazil. Substantially all of our assets and those of these other persons are located in Brazil. Moreover, our corporate affairs are governed by our bylaws and Brazilian Corporate Law, which differ from the legal principles that would apply if we were incorporated in a jurisdiction in the United States or elsewhere outside Brazil. In addition, the rights of an ADS holder, which are derivative of the rights of holders of our common shares, to protect their interests are different under Brazilian Corporate Law than under the laws of other jurisdictions. Rules against insider trading and self-dealing and the preservation of shareholder interests may also be different in Brazil than in the United States. Furthermore, the structure of a class action in Brazil is different from that in the US, and under Brazilian law, shareholders in Brazilian companies do not have standing to bring a class action, and under our by-laws must, generally with respect to disputes concerning rules regarding the operation of the capital markets, arbitrate any such disputes.

As a result, it may not be possible for holders of the ADSs to effect service of process upon us or these other persons within the United States or other jurisdictions outside Brazil or to enforce against us or these other persons judgments obtained in the United States or other jurisdictions outside Brazil. Because judgments of U.S. courts for civil liabilities based upon the U.S. federal securities laws may only be enforced in Brazil if certain conditions are met, the ADS holders may face greater difficulties in protecting their interests due to actions by us, our directors or executive officers than would shareholders of a U.S. corporation.



***The relative volatility and lack of liquidity of the markets for our securities may adversely affect holders of our shares and the ADSs.***

Investments in securities, such as our common shares or ADSs, of issuers from emerging market countries, including Brazil, involve a higher degree of risk than investments in securities of issuers from more developed countries. The Brazilian securities market is substantially smaller, less liquid, more concentrated and more volatile than major securities markets in the United States and other jurisdictions, and may be regulated differently from the ways familiar to U.S. investors. There is also significantly greater concentration in the Brazilian securities market than in major securities markets in the United States. These features may substantially limit the ability to sell our shares, including our shares underlying the ADSs, at a price and time at which holders wish to do so and, as a result, could negatively impact the market price of these securities.

In addition, although our public float represented 53.4% (excluding Treasury Shares) of our total capital float as of December 31, 2020, only 3.1% were represented by ADSs. Moreover, our controlling shareholders (including related parties and management) hold 45.8% of our stock. Any potential sale by these shareholders could adversely affect the market price of our securities.

***Holders of ADSs may find it difficult to exercise voting rights at our shareholders' meetings.***

Holders of ADSs do not have the same voting rights as holders of our shares. Holders of ADSs will not be our direct shareholders and will be unable to enforce directly the rights of shareholders under our bylaws and Brazilian Corporate Law, they are entitled to the contractual rights set forth for their benefit under the deposit agreement. Holders of ADSs will face practical limitations in exercising their voting rights because of the additional steps involved in our communications with ADS holders. For example, we are required to publish a notice of our shareholders' meetings in specified newspapers in Brazil. Holders of our shares will be able to exercise their voting rights by attending a shareholders' meeting in person or voting by proxy. By contrast, ADS holders will receive notice of a shareholders' meeting by mail from The Bank of New York Mellon, as our depository, following our notice to the depository requesting the depository to do so. To exercise their voting rights, ADSs holders have to provide instructions to the depository on a timely basis on how they wish to vote. In practice, the ability of a holder of ADSs to instruct the depository as to voting will depend on the timing and procedures for providing instructions to the depository, either directly or through the holder's custodian and clearing system and this voting process necessarily will take longer for holders of ADSs than for holders of our shares.

Holders of ADSs also may not receive the voting materials in time to instruct the depository to vote the shares underlying their ADSs. In addition, the depository and its agents are not responsible for failing to carry out voting instructions of the holders of ADSs or for the manner of carrying out those voting instructions. Accordingly, holders of ADSs may not be able to exercise voting rights, and they will have little, if any, recourse if the units underlying their ADSs are not voted as requested.

***If holders of ADSs exchange their ADSs for underlying shares, they risk losing the ability to timely remit foreign currency abroad and other related advantages.***

The ADSs benefit from the certificate of foreign capital registration, which permits our depository to convert dividends and other distributions with respect to common shares into foreign currency, and to remit the proceeds abroad. The conversion of ADSs directly into ownership of the underlying shares is governed by CMN Resolution No. 4,373/2014, and foreign investors who intend to proceed with such conversion are required to appoint a representative in Brazil for purposes of Annex I of CMN Resolution No. 4,373/2014, who will be in charge of keeping and updating the investors' certificates of registrations with the Central Bank of Brazil, which entitles registered foreign investors to buy and sell directly on the B3. These arrangements may require additional expenses from the foreign investor. Moreover, if such representatives fail to obtain or update the relevant certificates of registration, investors may incur additional expenses or be subject to operational delays which could affect their ability to receive dividends or distributions relating to the shares or the return of their capital in a timely manner.

If holders of ADSs do not qualify under CMN Resolution No. 4,373/2014, they will generally be subject to less favorable tax treatment on distributions with respect to our common shares. There can be no assurance that the certificate of registration of our depository, or any certificate of foreign capital registration obtained by holders of ADSs, will not be affected by future legislative or regulatory changes, or that additional Brazilian law restrictions applicable to their investment in the ADSs may not be imposed in the future.

Holders of our shares will be subject to, and holders of the ADSs could be subject to, Brazilian income tax on capital gains from sales of shares or ADSs. Brazilian Law No. 10,833/03 provides that gains on the disposition of assets located in Brazil by non-residents of Brazil, whether to other non-residents or to Brazilian residents, will be subject to Brazilian taxation. Our shares are expected to be treated as assets located in Brazil for purposes of the law, and gains on the disposition of our shares, even by non-residents of Brazil, are expected to be subject to Brazilian taxation. In addition, the ADSs may be treated as assets located in Brazil for purposes of the law, and therefore gains on the disposition of the ADSs by non-residents of Brazil may be subject to Brazilian taxation. Although the holders of ADSs outside Brazil may have grounds to assert that Law No. 10,833/00 does not apply to sales or other dispositions of ADSs, it is not possible to predict whether that understanding will ultimately prevail in the courts of Brazil given the general and unclear scope of Law No. 10,833/03 and the absence of judicial court rulings in respect thereof.

***Holders of ADSs may be unable to exercise the preemptive rights relating to our shares underlying the ADSs.***

Holders of ADSs may not be able to exercise the preemptive rights relating to our shares underlying their ADSs unless a registration statement under the Securities Act, is effective with respect to the rights or an exemption from the registration requirements of the Securities Act is available. We are not obligated to file a registration statement with respect to the shares or other securities relating to these preemptive rights, and we cannot assure holders of ADSs that we will file any such registration statement. Unless we file a registration statement or an exemption from registration applies, holders of ADSs may receive only the net proceeds from the sale of their preemptive rights by the depositary or, if the preemptive rights cannot be sold, the rights will be allowed to lapse.

***We may issue new shares, including in the form of ADSs, which may result in a dilution of our current shareholders' stake.***

We may seek to raise additional capital in the future through public or private issuances of shares or securities convertible into shares. According to article 172 of Brazilian Corporation Law, we may not be required to grant preemptive rights to our shareholders in the event of a capital increase through a public offering of shares or securities convertible into shares, which may result in a dilution of our current shareholders' stake in our company.

***The holders of our shares (including our shares underlying the ADSs) may not receive dividends or interest on net equity.***

According to our bylaws, our shareholders are entitled to receive a mandatory minimum annual dividend of the lower of (i) 25% of our annual net profit, calculated and adjusted under the terms of the Brazilian Corporation Law, or (ii) 10% of our operating cash generation in the corresponding fiscal period, which is calculated by subtracting the amount of the investments in maintenance of the respective fiscal year from the Adjusted EBITDA, as defined in our bylaws. Our bylaws allow for the payment of interim dividends, to the retained earnings account or the existing earnings reserves in the last yearly or six-month balance, by means of the annual dividend. We may also pay interest on net equity, as described by Brazilian law. The interim dividends and the interest on net equity declared in each fiscal year may be imputed as the mandatory dividend that results from the fiscal year in which they are distributed. At the general shareholders meeting, shareholders may decide on the capitalization, on the offset of our losses or on the net income retention, as provided for in the Brazilian Corporation Law, with the aforementioned net income not being made available for the payment of dividends or interest on own capital. Additionally, Brazilian Corporate Law allows a publicly traded company, like ours, to suspend the mandatory distribution of dividends and interest on net equity in any particular year if our board of directors informs our shareholders that such distribution would be inadvisable in view of our financial condition or cash availability.

***Our management is strongly influenced by our controlling shareholders and their interests may conflict with the interests of our other shareholders.***

Our controlling shareholders have the power to, among other things, appoint a majority of the members of our board of directors and to decide any matters requiring shareholder approval, including related-party transactions, corporate reorganizations and disposals, and the timing and payment of any future dividends, subject to the requirements of mandatory dividends under the Brazilian Corporation Law.

Our controlling shareholders may have an interest in making acquisitions, disposals of assets, partnerships, seeking financing or making other decisions that may conflict with the interests of the other shareholders.

Additionally, any of our controlling shareholders may opt to sell significant part or the totality of their respective equity to third parties. In case we cease to have controlling shareholders, the remaining shareholders may no longer have the right to the same protection granted by the Brazilian Corporation Law against the abuses practiced by other shareholders and, as consequence, they may face difficulty in the compensation for damages suffered.

Any unexpected change in our management, in our business strategy and policies, tentative of control acquisition or any dispute among shareholders regarding their rights, may adversely affect our business and operational results.

In case a group of shareholders arises acting together or bounded by a voting agreement, and such group cause to hold the decision control, we may suffer unexpected changes in our business strategy and policies, including through the mechanism of the replacement of the board of directors and statutory offices. In addition, we may turn more vulnerable to hostile takeovers attempts and conflicts arising from such attempts.

***Judgments of Brazilian courts with respect to our shares and the ADSs will be payable only in reais***

Our bylaws provide that we, our shareholders, our directors and officers and the members of our fiscal council shall submit to arbitration any and all disputes or controversies that may arise amongst ourselves relating to, or originating from, the application, validity, effectiveness, interpretation, violations and effects of violations of the provisions of Brazilian Corporate Law, our bylaws, the rules and regulations of the CMN, the Brazilian Central Bank and the CVM, as well as other rules and regulations applicable to the Brazilian capital markets and the rules and regulations of the Arbitration Regulation of the Market Arbitration Chamber. However, in specific situations, including whenever precautionary motions are needed for protection of rights, the dispute or controversy may have to be brought to a Brazilian court. If proceedings are brought in the courts of Brazil seeking to enforce our obligations in respect of our shares or the ADSs, we will not be required to discharge our obligations in a currency other than *reais*. Under Brazilian exchange control limitations, an obligation in Brazil to pay amounts denominated in a currency other than *reais* may only be satisfied in Brazilian currency at the exchange rate, as determined by the Central Bank of Brazil, in effect on the date the judgment is obtained, and such amounts are then adjusted to reflect exchange rate variations through the effective payment date. The then-prevailing exchange rate may not afford non-Brazilian investors with full compensation for any claim arising out of or related to our obligations under our shares and ADSs.

***As a foreign private issuer, we have different disclosure and other requirements than U.S. domestic registrants.***

As a foreign private issuer, we may be subject to different disclosure and other requirements than domestic U.S. registrants. For example, as a foreign private issuer, in the United States, we are not subject to the same disclosure requirements as a domestic U.S. registrant under the Exchange Act, including the requirements to prepare and issue quarterly reports on Form 10-Q or to file current reports on Form 8-K upon the occurrence of specified significant events, the proxy rules applicable to domestic U.S. registrants under Section 14 of the Exchange Act or the insider reporting and short swing profit rules applicable to domestic U.S. registrants under Section 16 of the Exchange Act. In addition, we rely on exemptions from certain U.S. rules which will permit us to follow Brazilian legal requirements rather than certain of the requirements that are applicable to U.S. domestic registrants.

Furthermore, foreign private issuers are required to file their annual report on Form 20-F within 120 days following the end of each fiscal year, while U.S. domestic issuers that are accelerated filers are required to file their annual report on Form 10-K within 75 days following the end of each fiscal year. As a result of the above, even though, following the declaration of effectiveness of the registration to which this prospectus is attached, we will be required to make submissions on Form 6-K disclosing the information that we have made or are required to make public pursuant to Brazilian law, or are required to distribute to shareholders generally, and that is material to us, you may not receive information of the same type or amount that is required to be disclosed to shareholders of a U.S. company.

## ITEM 4. INFORMATION ON THE COMPANY

### A. History and Development of the Company

We, Suzano S.A., were incorporated as a corporation on December 8, 1987 under the laws of Brazil. We have the legal status of a *sociedade por ações*, or a stock corporation, under the Brazilian Corporation Law. Our principal place of business is located at Avenida Brigadeiro Faria Lima, 1355, 7th floor, São Paulo, SP, 01452-919, Brazil (telephone: +55 11 3503-9000). Our shares are traded on the special listing segment of the B3 (*Brasil, Bolsa, Balcão*), which provides for the highest level of corporate governance in the Brazilian market, and our ADSs are traded on the New York Stock Exchange.

We are subject to reporting requirements under the Exchange Act and are required to file with the SEC, or furnish to the SEC, reports and other information. The SEC maintains a website at [www.sec.gov](http://www.sec.gov) that contains reports, proxy and information statements, and other information regarding registrants that make electronic filings with the SEC using its EDGAR system. We also make available on our website's investor relations page, free of charge, our annual report and the text of our reports on Form 6-K, including any amendments to these reports, as well as certain other SEC filings, as soon as reasonably practicable after they are electronically filed with or furnished to the SEC. Our website address is <http://ir.suzano.com.br>, and investor information can be found therein under the caption "Investor Relations." Information contained on our website is, however, not incorporated by reference in, and should not be considered a part of this annual report.

Our activities began in 1924, when Leon Feffer, our founder, first entered the paper business to resell national and imported paper used for business cards, writing pads and stationery. In the late 1930s, with the purchase of its first machine, the Suzano Group began to produce its own paper. In the 1950s, Companhia Suzano was formed, becoming what we believe to be the first global industrial-scale producer of eucalyptus pulp. In the mid-1960s, Companhia Suzano became the first paper producer to use 100% eucalyptus pulp in the production of printing and writing paper, according to "The History of the Pulp and Paper Industry in Brazil" ("*A História da Indústria de Celulose e Papel no Brasil*"), published by the Brazilian Technical Association of Paper and Pulp (*Associação Brasileira Técnica de Papel e Celulose*), or the ABTCP, in 2004.

On December 8, 1987, we were incorporated under the name Bahia Sul Celulose S.A., or Bahia Sul, as a joint venture between Companhia Vale do Rio Doce – CVRD (currently Vale S.A.), or Vale, and Companhia Suzano. In 2001, Companhia Suzano acquired all of the shares of Bahia Sul that were previously held by Vale, increasing its ownership interest to 100% of our voting stock and 73% of our total stock. In 2002, Companhia Suzano held an exchange offer of preferred shares without voting rights issued by Bahia Sul for new preferred shares without voting rights issued by us, in order to acquire all outstanding preferred shares of Bahia Sul. Upon completion of the exchange offer, Companhia Suzano's share in Bahia Sul's capital stock increased to 93.9%.

In 2004, Companhia Suzano merged into Bahia Sul, with the resulting entity named Suzano Bahia Sul Papel e Celulose S.A. In the same year, we listed our shares on the Level 1 segment of the BM&FBOVESPA (former name of B3), thus guaranteeing transparency in our operations and accountability to our shareholders. In July 2006, our corporate name was changed to our former name, Suzano Papel e Celulose S.A.

In 2012, we completed a R\$1.5 billion capital increase through a public offering of new shares in the market. The proceeds of the capital increase were used, in part, to finance the construction of our new pulp production unit in the state of Maranhão, which began operations in March 2013.

In 2015, we announced a new three-pillar business strategy: structural competitiveness, adjacent businesses and reshaping the industry. As part of our structural competitiveness strategy, we announced investments to modernize and increase the capacity of our mills and to increase and locate the forest base closer to our mills. In addition to an expected increase in total production capacity, we believe that these projects have been contributing to an approach focused on cost structure optimization. Our adjacent businesses strategy seeks new uses of our asset base and diversification of our products. In 2015, we commenced the production of fluff pulp and announced investments in lignin and the tissue segment. As part of our strategy to reshape the industry, we explore new paths and seek opportunities for reducing our business exposure to market volatility.

In September 2017, we approved the admission of our shares for trading on the listing segment called *Novo Mercado* of B3, followed by the conversion of the preferred shares issued by us into common shares at the ratio of one preferred share, class "A" or class "B", for one common share. In addition, we also approved the restatement of our bylaws to adapt them to *Novo Mercado* rules and a change of our methodology to calculate mandatory dividends, also reflecting best corporate governance practices. We concluded the migration to *Novo Mercado* segment of B3 in November 2017.

On March 15, 2018, each of Suzano Holding S.A., David Feffer, Daniel Feffer, Jorge Feffer and Ruben Feffer, on one hand, and Votorantim and BNDESPAR, on the other hand, along with Suzano, as intervening party, entered into a voting agreement (*Compromisso de Voto e Assunção de Obrigações*) (the “Voting Agreement”), pursuant to which the parties agreed on the terms and conditions of a merger of shares (*incorporação de ações*) of Fibria Celulose S.A. (“Fibria”) and Suzano (the “Merger”), and agreed to exercise their respective voting rights in favor of the Merger. On July 26, 2018, Suzano and Fibria entered into a merger agreement (the “Merger Agreement”), substantially in the form attached to the Voting Agreement, for the combination of the operations and shareholder bases of Fibria and Suzano through a corporate reorganization.

On December 10, 2018, we started trading our Level II ADRs, in accordance with the program approved by the CVM. The Bank of New York Mellon is acting as our depositary bank in the United States, responsible for issuing the respective depositary shares, at the ratio of one ADS for each two common shares. The ADR Program did not require any capital increase or issue of new shares. Its goal is to expand access by foreign investors to our company and increase our stock’s liquidity.

On January 14, 2019, following receipt of all required corporate and regulatory approvals, the Merger was consummated, and Fibria became our wholly owned subsidiary. On such date, holders of all of the issued and outstanding shares and ADSs of Fibria at the record date set in accordance with the Merger Agreement, received shares and ADSs of our company, plus an amount of cash per share of Fibria (R\$50.20) calculated pursuant to the Merger Agreement. Upon completion of the Merger, we became the world’s largest producer of market pulp, with an aggregate installed capacity of 10.9 million metric tons of eucalyptus pulp per year and a broad and diversified forest base. Furthermore, on April 1, 2019, Fibria merged with and into Suzano. As a result, the separate corporate existence of Fibria ceased, and Suzano continued as the surviving entity under the laws of Brazil. Accordingly, title to and possession of all property, interests, assets, rights, privileges, immunities, powers and franchises of Fibria vested in Suzano and all debt, liabilities, duties and obligations of Fibria became debt, liabilities, duties and obligations of Suzano.

On April 1, 2019, our shareholders approved our name change from Suzano Papel e Celulose S.A. to Suzano S.A. at our extraordinary shareholders’ meeting. The change of our name was approved by the CVM on April 18, 2019 and became effective with retroactive effect to the date of approval by our shareholders.

On October 6, 2020, BNDES Participações SA – BNDESPAR concluded the public offering for the secondary sale of its 150,217,425 shares held in Suzano, including 13,180,000 Shares in the form of American Depositary Shares , at a price per share of R\$46.00, totaling R\$6.9 billion, and ceased to be a shareholder.

## **B. Business Overview**

### **Industry**

Pulp can be either recycled or virgin pulp. Recycled pulp is made from used materials, such as printing and writing papers, newsprint, packaging and other types of carton board, and then processed by chemicals in order to remove printing inks and other elements. Virgin pulp can be manufactured from a number of raw materials, such as wood, bagasse and bamboo, and it is classified based on the type of wood or fiber derived from the corresponding raw material as well as the processing system used and whether the pulp will be bleached. Bleached pulp is used for several purposes, including printing and writing, specialty, packaging paperboard and tissue papers. Unbleached pulp has a brown color and is used in the production of packages, corrugated board, paperboard, packaging papers, bags and tissue.

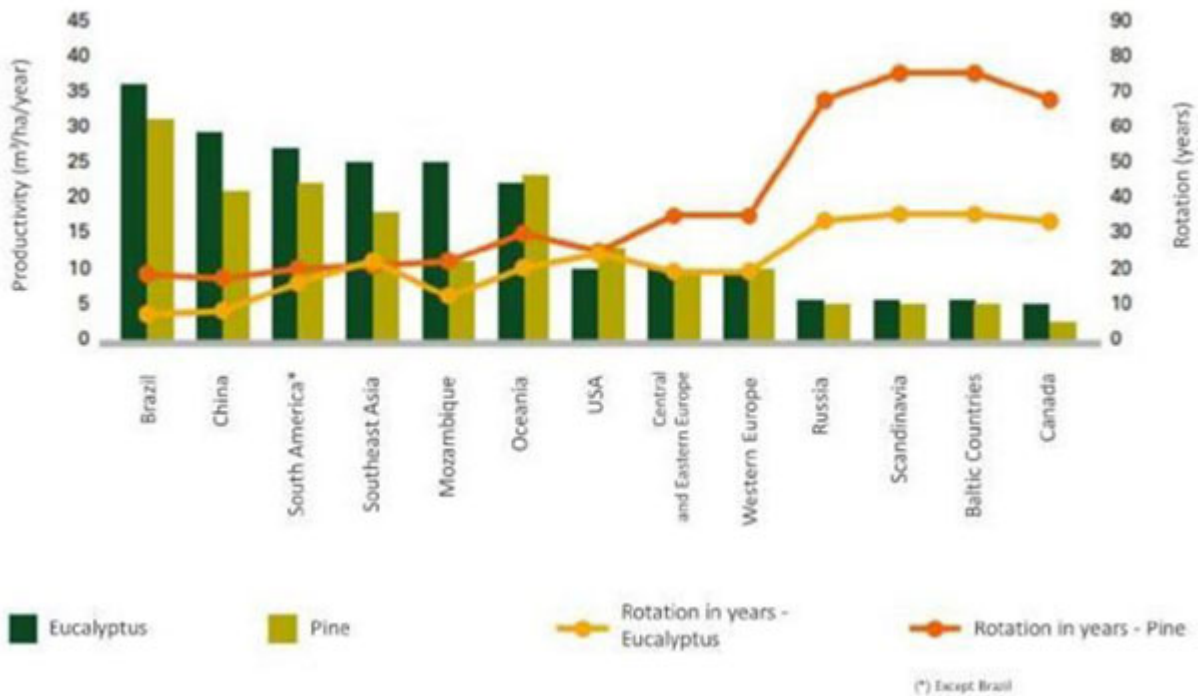
The most common raw material that we use to produce paper is wood pulp. Different tree species yield different fiber characteristics and, consequently, different paper attributes such as strength, softness and opacity.

There are two types of wood pulp: hardwood pulp and softwood pulp. Hardwood pulp is produced using hardwood trees, such as eucalyptus, aspen, birch, acacia, maple, oaks, beech trees and poplars, which have shorter fibers. Short fiber is generally best suited for the manufacture of products that require smoothness, brightness, uniformity and absorption properties, such as coated and uncoated printing and writing paper, tissue paper, specialty papers as image paper and décor laminate paper as well as packaging paperboard. Softwood pulp is produced using softwood trees (e.g. pine, spruce and fir) and is generally best suited for the manufacture of products that require greater durability and strength, such as kraftliner, newsprint, catalogues, boards, lightweight coated paper and tissue. However, paper producers may also substitute fibers used in the paper manufacturing process according to market availability by applying further processing, as refining mechanical treatment. The substitution depends on the raw materials and equipment available and the specifications of the final product.



Pulp can be produced by integrated paper producers or by market pulp producers who sell the pulp to nonintegrated or semi-integrated paper producers. In 2019, approximately 38% of global pulp virgin fiber production was “market pulp” (Hawkins Wright – The Outlook for Market Pulp (August 2020)); that is, pulp sold by pulp mills and bought by paper mills. We produce pulp for our own paper production (integrated pulp) and to sell to other papermakers (market pulp). We produce only hardwood pulp from our renewable forests of planted eucalyptus trees. Eucalyptus pulp is widely accepted among producers of printing and writing paper, specialty papers and tissue papers worldwide because of its properties and cash production cost, and it has represented an increasing percentage of the world production of hardwood pulp. Eucalyptus trees in Brazil have a shorter growth cycle than other hardwood trees (approximately seven years in Brazil) and higher yield per planted hectare.

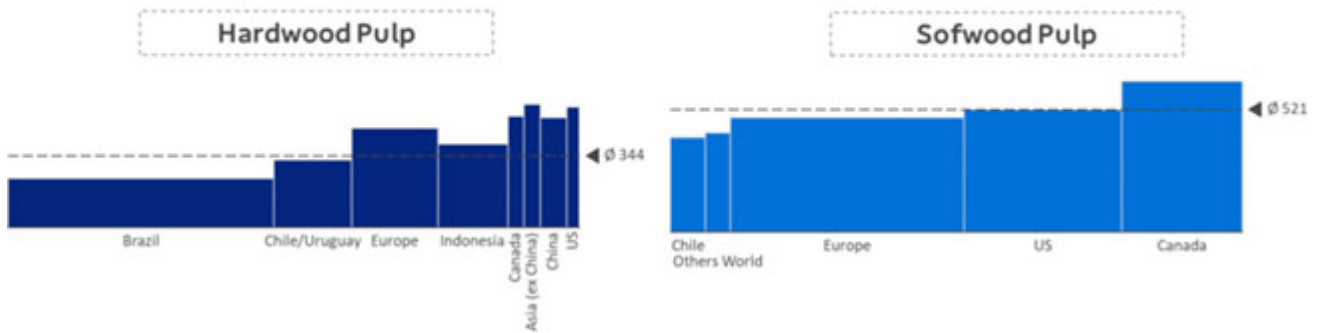
PRODUCTIVITY AND AVERAGE ROTATION IN BRAZIL VERSUS OTHER SIGNIFICANT PLAYERS WORLDWIDE



Source: IBÁ (Brazilian Tree Industry - *Indústria Brasileira de Árvores*) – Annual Report 2019.

Brazil’s competitive advantage is driven by the fact that Brazil has the fastest tree growth rates in the world and the highest productivity rate. Thus, we believe that we are among Brazilian pulp producers that have the lowest production cost in the global market.

## Cash Cost 2020 – CIF Europe (USD/t)

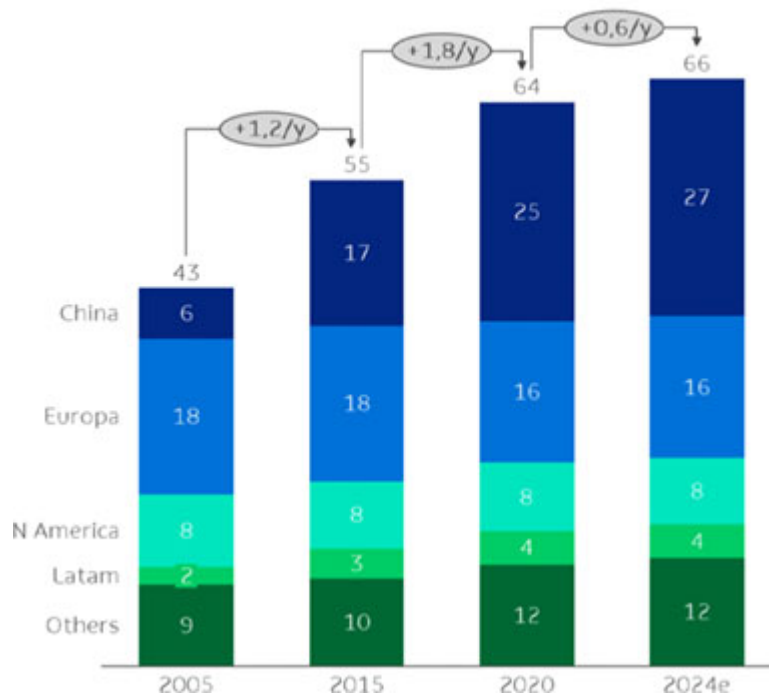


Source: Hawkins Wright, 2020.

The key drivers of global virgin pulp demand growth are packaging, tissue and special paper. These grades presented a production compound annual growth rate (“CAGR”) from 2009 to 2020 of 1.6%, 3.4% and 1.2% respectively, according to AFRY.

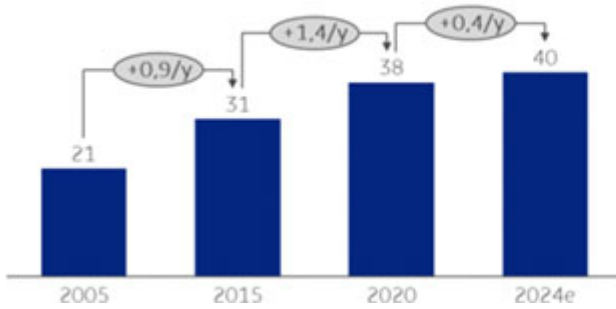
Paper consumption in China has been the main driver of demand growth over the past years. According to PPPC, global demand for pulp (including softwood pulp and hardwood pulp) and for tissue is expected to continue increasing in the following years.

## Global pulp demand by region (in million tons)

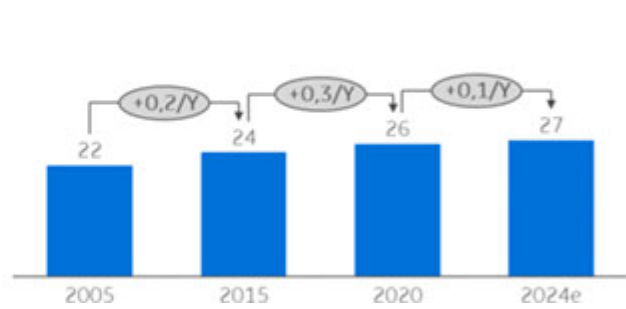


Source: Pulp and Paper Products Council – PPPC S&D (2020).

### Hardwood Pulp Demand (in million tons)

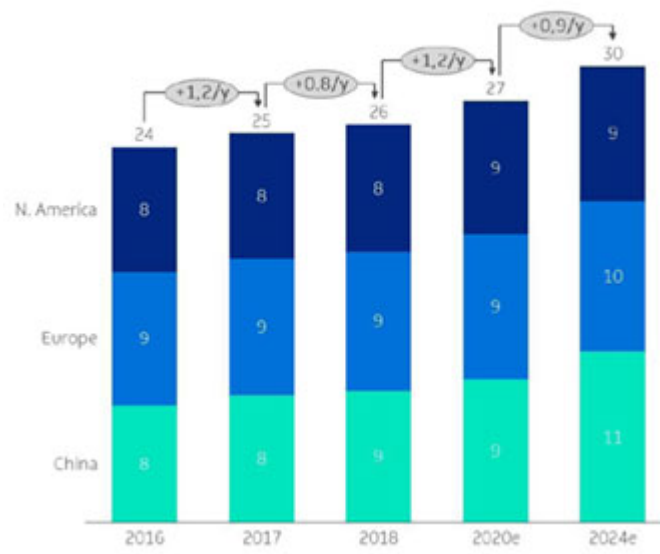


### Softwood Pulp Demand (in million tons)



Source: Pulp and Paper Products Council – PPPC S&D (2020).

### World Tissue Consumption Projection (in million tons)

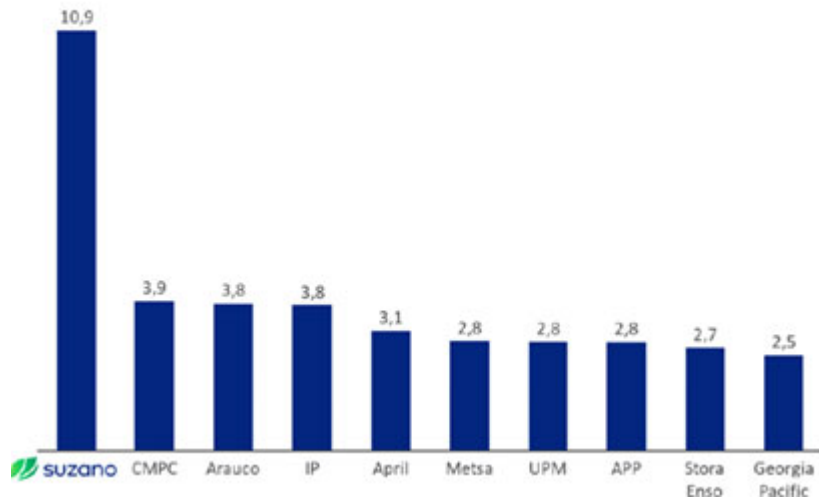


Source: Pulp and Paper Products Council – PPPC (2020).

According to Hawkins Wright, in 2020, we were among the top 10 market pulp producers in terms of capacity, with a combined 14% market share of chemical market pulp capacity. Globally, there is no major project confirmed to increase capacity of chemical market pulp until 2021, and thus, nominal capacity increased slightly during 2020 in light of residual ramp-up and debottlenecking projects.

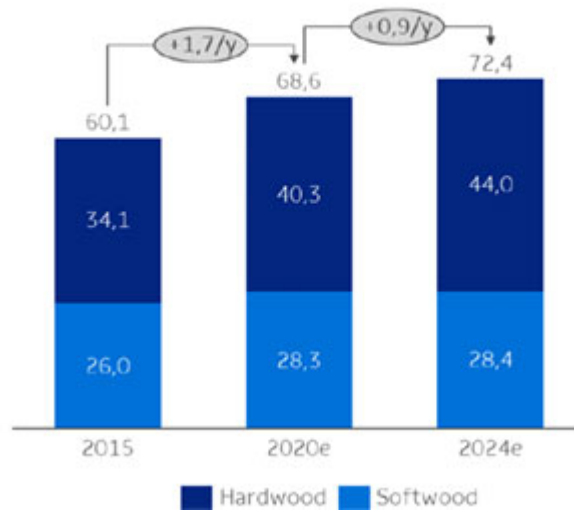


## Chemical Market Pulp Capacity (million tons) – Top 10



Source: Hawkins Wright, 2020.

## Global Market Pulp Capacity (in million tons)



Source: Pulp and Paper Products Council – PPPC S&D (2020).

### Our Company

With more than 90 years of experience, we operate mainly in the pulp (paper grade and fluff) and paper (paperboard, printing and writing and tissue) segments. We believe that we are one of the largest vertically integrated producers of pulp and paper in Latin America and, according to Hawkins Wright, we were the largest producer of eucalypt pulp in the world and virgin market pulp in the world in 2020. As other Brazilian eucalyptus pulp producers, we have the lowest cost of pulp production in the world. We believe our modern technology of plantation and harvesting and our strategic location for plantation facilities are among our competitive strengths.

We believe we are one of Brazil's largest paper producers, and based on data from IBÁ, we accounted for nearly 40% of the printing and writing paper and 25% of the paperboard produced in Brazil in 2020.

Our structure includes administrative offices in Salvador and São Paulo, two integrated pulp and paper production facilities in the state of São Paulo (Suzano and Limeira units), a non-integrated paper production facility in the state of São Paulo (Rio Verde unit), an integrated pulp, paper and tissue facility in the state of Bahia (Mucuri unit), an integrated pulp and tissue facility in the state of Maranhão (Imperatriz unit), two paper facilities in the states of Pará and Ceará (Facepa), and FuturaGene, a biotechnology research and

development unit. We own one of the largest distribution structures for paper and graphic products in South America. Following the Merger, we also own pulp production facilities in the state of Espírito Santo (Aracruz unit), in the state of São Paulo state (Jacareí Unit), one unit with two production lines in Três Lagoas (in the state of Mato Grosso do Sul) and 50% equity participation in Veracel together with Stora Enso, an industrial unit located in Eunápolis (in the state of Bahia). On December 31, 2020, subsidiaries Facepa, and FuturaGene Brasil Tecnologia Ltda. were merged into Suzano.

Our eucalyptus pulp production satisfies 100% of our requirements for paper production, and we sell the remaining production as market pulp. As of December 31, 2020, our total eucalyptus pulp installed production capacity was 11.9 million tons per year, and our total production volume was 10.8 million tons, of which 9.8 million tons were produced as market pulp and the remainder was used for the production of 1.2 million tons of paper and paperboard.

The scale of our production capacity, the proximity of our planted forests to our mills and the integration of our pulp and paper production process allow us to benefit from substantial economies of scale and low production costs.

Our Limeira, Suzano, Rio Verde and Jacaré mills are located near the city of São Paulo, the largest consumer market in Brazil according to data from IBÁ and RISI. These mills are located approximately 90 km from the port of Santos, an important export hub, and approximately 190 km from our planted forests. They can supply both domestic and international markets in a competitive manner.

Our Mucuri and Aracruz units are focused primarily on export markets. Mucuri is located approximately 250 km from Portocel, a port specialized in exporting pulp located in the state of Espírito Santo, in which Suzano holds a 51% stake, while Aracruz is located only 3 km from Portocel.

The Imperatriz unit, in Maranhão, is also focused primarily on export markets. Its gateway for the external market is the Port of Itaqui, 600 km far from Imperatriz. Exports are carried from our mill to the ports by train, which allows for very competitive transportation costs.

The Três Lagoas unit, in Mato Grosso do Sul, is focused on export markets, and most of its volume is transported by train to the Port of Santos, where all exporting volumes are shipped. The relatively short distances between our planted forests, our mills and most of our Brazilian customers or export facilities provide us with relatively low transportation costs.

## ***Pulp and Paper***

We produce a variety of eucalyptus pulp and paper products, including pulp used in our paper production processes, as well as market pulp. We sell pulp to the Brazilian market and to the export market. We produce coated and uncoated printing and writing paper, paperboard, tissue paper, market pulp and fluff pulp. Within the printing and writing paper category, we produce products of different sizes and shapes, such as cut paper for general purposes (cut-size), folio size and reels. Our sales are not concentrated in any specific customer, in either the Brazilian or the export markets. For the year ended December 31, 2020, no single customer accounted for more than 10.0% of our consolidated net sales revenue.

### *Pulp and Paper Production Process*

Our production process comprises the three main stages: (i) planting and harvesting forests; (ii) pulp manufacturing; and (iii) paper manufacturing. Consistent with our strategy of conducting our business in accordance with the highest environmental standards, we use plantation and harvesting techniques that are environmentally friendly and sustainable, such as minimum-impact cultivation and soil preparation techniques that avoid erosion, maintain soil fertility along generations and promote high levels of efficiency and productivity.

### *Planting and Harvesting Forests*

The development of our planted forests starts in our nurseries, where we use the most modern cloning technology available, and in third-party nurseries that use our genetic materials. The saplings we produce in our nurseries are a variety of eucalyptus that increases the production of pulp and are well suited for the climate and other geographic aspects of the micro-regions in which they will be planted. A harvester is used to cut, de-limb and de-bark the trees, and to cut them into logs. Part of the bark and leaves of the harvested trees is left in the planted forests. A forwarder carries the logs to the edge of the planting area, where a loader loads the logs onto a truck for transportation to the mill.

The management of our forests is the base that sustains our business, based on the planting and management of renewable forests, targeting of a competitive supply of wood through long-term planning and development and application of genetic improvements. As of December 31, 2020, we owned or leased approximately 2.5 million hectares of land, of which approximately 1.3 million hectares were used for eucalyptus cultivation and 1 million for forestry reserves, ensuring compliance with Brazilian law that determines the percentage of area required for legal and permanent preservation reserves, located mainly along the rivers. Remaining 0.2 million hectares are related to other uses such as roads. Our production units are in compliance with or exceed environmental standards – both Brazilian and international – for the production of pulp and paper.

Given the high degree of integration between the production of pulp and paper, we have a low conversion cost of pulp to paper.

Several factors account for our competitive advantage with regard to the cost of wood for the production of pulp: favorable topographic, climate and soil conditions in the regions of Brazil where we operate; advanced genetic improvement and harvesting technology; low average distances between our planted forests and mills, which are among the shortest in the world; our clone selection system, which improves our forests' yield and industrial performance, integrating our forestry and industrial activities; and our advanced techniques to maximize soil potential, such as mosaic plantation and minimum environmental impact cultivation techniques. Together, these factors enable us to enjoy: a high and increasing average volume of wood per planted hectare; a higher concentration of fibers per ton of harvested wood; the sustainable development of our operations; relatively low operating costs; and eucalyptus tree harvest rotations of approximately seven years, a period shorter than the harvest rotation periods in other regions of the world.

### *Pulp Manufacturing*

The pulp manufacturing process takes place in two stages:

*The “Kraft” Cooking Process.* The logs received in our pulp mills are first de-barked, if not already de-barked in the field, and chipped in small pieces. The wood chips are screened by size and then transferred with conveyors to the impregnation stage followed by a pressurization and feeding system to the digester where they are “cooked” with sodium sulfide and caustic soda. This “kraft” cooking process is known for minimizing damage to the pulp fibers and allows the recovery of chemicals, thereby preserving high uniformity and strength of the fibers for subsequent paper production or other uses. During the cooking process, the cellulose fibers are separated from lignin and resins to produce unbleached pulp fibers. The unbleached pulp is screened and washed and then submitted to a pre-bleaching stage where oxygen delignification takes place. The Kraft cooking combined with the pre-bleaching removes approximately 95.0% of the lignin. At this point, the pulp can already be used to make certain types of paperboard like in one of the paper machines of the Suzano mill. Although not our main product, unbleached pulp grades can be commercialized or used for specialty of packaging papers or boards. The lignin and by-products of the Kraft process form a substance known as “black liquor” that are separated and piped to evaporators, to increase the concentration of solids. Thereafter, the concentrated black liquor is burned in recovery boilers. In the recovery boilers, the black liquor is the main source of fuel to produce steam and electricity for the whole production process. Also, approximately 99.0% of the chemicals used in the kraft cooking process are recovered for reuse in a closed chemical recovery process loop. Only make up chemicals are required to recover losses.

*Bleaching.* To produce bleached pulp the unbleached pulp is submitted to a chemical bleaching process. The bleaching process promotes further selective delignification and increases brightness of the fibers. This process consists of a series of medium-consistency bleaching stages in towers. In each bleaching tower a different mixture of bleaching agents is applied and after each stage, the pulp is washed. Three or four bleaching stages are required to obtain a fully bleached pulp. Our modern and low environmental impact bleaching processes are elemental chlorine free (ECF). The bleaching process is designed to be harmless and utilizes chlorine-dioxide, sulfuric acid, caustic soda and oxygen peroxide and does not use elemental chlorine. At the end of the bleaching stages, the diluted bleached pulp, in its fluid state, is pumped to storage towers. Thereafter, the bleached pulp may be transferred directly to integrated operations in our own paper production or tissue paper facilities. Suzano produces paper in the Mucuri, Suzano and Limeira mills and also supplies slushed pulp to integrated paper producing customers in Jacarei (Ahlstrom Munksjö) or Três Lagoas (International Paper). The tissue paper production takes place in the Mucuri and Imperatriz mills. The majority bleached pulp is though sold as raw material after drying in big capacity drying machines and converted to bales. In the Suzano mill we are also producing dried pulp in rolls for fluff applications.

## Paper and Tissue Paper Manufacturing

We produce (i) uncoated woodfree printing and writing paper at our Mucuri unit, Limeira unit, Suzano unit and Rio Verde unit; (ii) coated woodfree printing and writing paper at our Suzano unit and Limeira unit; (iii) paperboard at our Suzano unit and (iv) tissue papers at Mucuri, Imperatriz and Belém. We start the paper production process by sending the pulp to refiners, which increases the fibers' resistance. The pulp slurry is then fed into the paper mill, where it is mixed with fillers and additives to provide the necessary properties required by paper grade and the end users. These additives include synthetic sizing, precipitated calcium carbonate, optical dyes, and others. During the paper and paperboard production, the sheet is formed, pressed and dried in a continuous process. At the end of the process, jumbo rolls are obtained and then converted into reels, folio sheets or cut-size paper. In the case of coated paper, the paper receives additional surface treatments with coating and additional drying before converting to reels or sized papers. Tissue papers are produced in dedicated tissue machines, different from other paper machines and seek for other characteristics like softness, volume and absorbance. Tissue paper production requires very little additives and mechanical preparation of the fibers (refining). The produced tissue paper mother rolls can be converted on site, converted in dedicated conversion units or sold.

Computerized systems control or monitor all process stages. The marketing, sales and production, personnel work close together to manage the programming and control of our paper production process. In this manner, we are able to plan, optimize and customize different product runs and to anticipate, respond and adapt to seasonal variations and customer preferences.

### Pulp and Paper Production Schedule

Our integrated pulp and paper mills operate three shifts, 24 hours a day, every day of the year, with the exception of scheduled maintenance periods. The dates of these maintenance periods are flexible and may be moved as a result of factors such as production, market conditions and supply of materials. We keep an inventory of certain spare parts that we consider critical to the production process or that are difficult to replace. We have also developed a close relationship with our suppliers to ensure access to spare parts.

## Pulp Production and Sales

### Pulp Production

We produce eucalyptus pulp to supply our paper production operations and for sale as market pulp. We describe below our pulp production recorded for the years ended on December 31, 2020, 2019 and 2018, as well as Fibria's pulp production for the years ended on December 31, 2018, which information dates as of before the Merger, and is therefore not consolidated in our financial statements for such period.

We produced 9.8 million tons, 8.8 million tons and 3.5 million tons of market pulp in each of 2020, 2019 and 2018 fiscal years. Our pulp production in the years ended December 31, 2020, 2019 and 2018 accounted for 46.8%, 44.5%, and 16.6%, respectively, of the total pulp produced in Brazil during these periods, according to IBÁ.

The following table sets forth our total eucalyptus pulp production, total Brazilian pulp production and our eucalyptus pulp production as a percentage of total Brazilian pulp production for the years ended December 31, 2020, 2019 and 2018.

	For the year ended December 31,		
	2020	2019	2018
	<i>(in thousands of tons, except %)</i>		
Suzano's total pulp production	9,800	8,757	3,501
Total Brazilian pulp production	20,953	19,691	21,085
<b>Total Brazilian production (%)</b>	<b>46.8</b>	<b>44.5</b>	<b>16.6</b>

*Fibria for the year ended December 31, 2018 (before the Merger)*

Fibria produced 6.8 million tons of pulp in 2018 (including 50.0% of the pulp production of Veracel).

Fibria's pulp production in the years ended December 31, 2018 accounted for 32.1%, of the total pulp produced in Brazil during these periods, according to IBÁ.

Fibria's total eucalyptus pulp production was 6,758 thousand tons, which represented 32.1% of the, total Brazilian pulp production for the years ended December 31, 2018.

*Pulp Sales*

In the years ended December 31, 2020, 2019 and 2018, we sold 10.8 million tons, 9.4 million tons and 3.2 million tons of pulp as market pulp respectively, of which 7.3%, 8.8% and 9.2% was sold in the Brazilian domestic market and 92.7%, 91.2% and 90.8% was sold in the export market.

The following table sets forth our Brazilian domestic and export sales of pulp for the periods indicated.

	For the year ended December 31,		
	2020	2019	2018
	<i>(in tons)</i>		
<b>Suzano's pulp sales volume</b>			
Brazilian	786,621	830,962	298,005
International	10,036,495	8,580,691	2,927,714
<b>Total</b>	<b>10,823,116</b>	<b>9,411,653</b>	<b>3,225,719</b>

*Fibria for the year ended December 31, 2018 (before the Merger)*

In the years ended December 31, 2018, Fibria sold 6.8 million tons of pulp as market pulp, of which 10.4% was sold in the Brazilian market and 89.6% was sold in the export market.

The following table sets forth Fibria's Brazilian and export sales of pulp for the periods indicated.

*Pulp Exports*

The table below sets forth our pulp net sales by geographic region for the periods indicated.

Pulp net sales by geographic region	For the year ended December 31,					
	2020		2019		2018	
	R\$ (million)	Total (%)	R\$ (million)	Total (%)	R\$ (million)	Total (%)
<b>Brazil</b>	1,609.4	6.3	1,833.9	8.7	744.6	8.5
Asia	12,921.1	50.5	9,605.8	45.7	3,838.0	43.7
Europe	6,409.9	25.1	5,950.8	28.3	2,810.9	32.0
North America	4,341.0	17.0	3,592.6	17.1	1,340.9	15.3
Others	296.9	1.2	44.6	0.2	48.9	0.5
<b>Exports</b>	<b>23,968.9</b>	<b>93.7</b>	<b>19,193.8</b>	<b>91.3</b>	<b>8,038.7</b>	<b>91.5</b>
<b>Total</b>	<b>25,578.3</b>	<b>100.0</b>	<b>21,027.7</b>	<b>100.0</b>	<b>8,783.3</b>	<b>100.0</b>

*Fibria for the years ended December 31, 2018 (before the Merger)*

The table below sets forth Fibria's pulp net sales by geographic region for the periods indicated.

Pulp net sales by geographic region	For the year ended December 31, 2018	
	R\$ (million)	Total (%)
<b>Brazil and others (1)</b>	1,733.7	9.5

Asia	7,384.6	40.4
Europe	6,005.3	32.9
North America	3,140.9	17.2
<b>Exports</b>	<u>16,530.8</u>	<u>90.5</u>
<b>Total</b>	<u><u>18,264.5</u></u>	<u><u>100.0</u></u>

(1) Includes Portocel's services revenue.



## Pulp Customers

In 2020, most of our sales were made under contracts to customers with whom we have a long-term relationship in the Brazilian and export markets. Most of our customers are tissue, printing and writing and specialty paper producers that value the high-quality pulp produced and the reliability of supply provided by us. The majority of deliveries to final customers during last year were made from our overseas terminals in the United States, Europe, Mediterranean and Asia.

Prices may vary among the different geographic regions in which our customers are located. For a specific region, usually the price arrangements under our sales contracts are consistent with each customer profile, varying according to volume negotiated, regularity of purchase and our commercial strategy. Our sales contracts provide for early termination in the event of a material breach, insolvency of one of the parties or a force majeure event of an extended duration.

Our customers generally purchase its products using credit provided by us, which has a diversified customer base for its pulp products. We believe we have a good knowledge base to manage our credit risk portfolio through financial (letters of credit and insurance) and non-financial instruments (guarantees).

## Fibria

On May 4, 2015, Fibria (as intervening party and guarantor), Fibria International Trade GmbH and Klabin S.A. entered into a Eucalyptus Pulp Offtake Agreement (the "Offtake Agreement") for the supply of hardwood pulp produced at the Klabin plant in the state of Paraná (Puma Project), which had its operational startup in 2016. The agreement established a firm commitment for acquisition by Fibria or its subsidiaries of a minimum of 900,000 tons per year of hardwood pulp, for exclusive sale by Fibria or its subsidiaries in countries outside South America. The additional volume produced by the new plant was being sold by Klabin directly as follows: (i) hardwood pulp in Brazil and South America, and (ii) softwood pulp and fluff in the global market. Although the original term of the Offtake Agreement was six years, following the Merger the parties thereto and Suzano entered into a termination agreement pursuant to which the parties agreed to terminate the Offtake Agreement prior to its term after a transitional period of five months starting in April 2019. This termination agreement was signed as part of the commitments submitted to the European Commission in order to receive the approval of the merger between Suzano and Fibria. As part of the agreement, the latest pulp purchase we made from Klabin took place in August 2019 and we sold the last volumes therefrom in the first half of 2020.

## Paper Production and Sales

We sell our paper products in Brazil and abroad. The markets we seek to serve are large and very competitive. Although price is very important in these markets, we believe that customers that have high-quality standards prefer our products due to the value and quality our paper imparts to their final products. This preference is shared among customers of all segments, from producers of notebooks and non-promotional materials, to more sophisticated customers, such as producers of promotional materials, high-quality packaging and art books.

The table below sets forth our paper net revenues by geographic region for the periods indicated.

Paper net revenues by geographic region	For the year ended December 31,					
	2020		2019		2018	
	R\$ (million)	Total (%)	R\$ (million)	Total (%)	R\$ (million)	Total (%)
<b>Brazil</b>	3,358.2	68.8	3,480.3	69.8	3,307.1	71.0
Central and South America (1)	723.6	14.8	710.1	14.2	774.7	16.6
North America	263.3	5.4	382.6	7.7	210.8	4.5
Europe	262.9	5.4	221.7	4.4	225.1	4.8
Others	274.0	5.6	190.6	3.8	142.4	3.1
<b>Exports</b>	1,523.8	31.2	1,505.0	30.2	1,353.0	29.0
<b>Total</b>	<b>4,882.0</b>	<b>100.0</b>	<b>4,985.3</b>	<b>100.0</b>	<b>4,660.1</b>	<b>100.0</b>

(1) Excludes Brazil.

## *Paper Customers*

Our customers generally purchase our products using commercial credit provided by our company. We have a diversified customer base for our paper products. We believe we have a good knowledge base to manage our credit risk portfolio through financial (letters of credit and insurance) and non- financial (guarantees) instruments. Additionally, we believe that our strategy to diversify our portfolio of paper clients improves our credit risk performance due to lower correlation between large, medium, small and micro sized clients.

## **Seasonality**

Forest products, such as pulp and paper products, are typically cyclical. Changes in inventories are usually important in price determination. Furthermore, paper demand depends largely on general economic conditions, since production capacity slowly adjusts to changes in demand. Therefore, we can expect seasonal changes in paper net revenues in Brazil depending on such factors. Changes in production capacity may also affect prices.

Similarly, the pulp industry seasonality pattern has been historically correlated with that of paper production. World paper production normally increases by the end of the summer vacations in the northern hemisphere, as well as during the Christmas and New Year holidays. In Brazil, specifically, paper demand increases in the second half of the year, mainly due to the production of notebooks and books for the beginning of a new school year, which begins in February, and governmental programs such as the National Didactic Book Program (*Programa Nacional do Livro Didático*).

Compared to the pulp market, the market for paper has a larger number of producers and consumers and greater product differentiation. Although the price of paper is cyclical and historically tied to the price of pulp, with a slight time difference, it is generally considered less volatile than the price of pulp. The main factors affecting the price of paper are economic activity, ability to expand production and fluctuation in exchange rates.

Due to specific factors, including pulp and paper machine closures, start-up of new capacities, changes in the cost structure of the industry and the increase of global pulp demand, the seasonality trends observed in the past for the pulp industry may be subject to changes in the future. Nevertheless, seasonality has not caused significant impacts on us over the last three years. For this reason, we do not measure the impacts of seasonality in our results.

## **Raw Materials**

The main raw materials used in pulp and paper production are described below.

### ***Wood***

We use fibers from three primary sources for the production of our paper: (i) our pulp; (ii) recycled paper; and (iii) mechanical pulp. Recycled paper and mechanical pulp are used in the interior layers of certain types of paperboard. We use eucalyptus trees for the production of all of our pulp.

The management of our planted forests is a key resource for wood. For further information, see “—Business Overview—Our Company—Pulp and Paper—Planting and Harvesting Forests.”

### ***Recycled Paper and Mechanical Pulp***

Pre- and post-consumption recycled paper and mechanical pulp are used in the production of the middle layers of certain types of paperboard. Recycled paper is also the raw material used in the production of our Reciclato<sup>®</sup> paper, which, when production began in 2001, was the first recycled uncoated printing and writing paper produced on an industrial scale in Brazil.

### ***Energy***

Our primary source of energy, biomass (classified as an energy resource in the categories of forest energy biomass), is applied in our pulp and paper production processes and is generated by burning black liquor in the recovery boiler. See “—Pulp and Paper Production Process—Pulp.”

In addition to the black liquor, a fuel effluent inherent in the cellulose manufacturing process, a secondary source of energy, applied in our processes are bark, wood chips and waste, which are used as complementary fuels to meet the energy needs of the process, burned in auxiliary boilers.

In order to reduce own consumption and be self-sufficient in energy, a large part of the energy load is supplied by own generation, either through energy facilities within each plant, or by allocating energy from self-producing plants in another location to Suzano plants with energy deficits, thru CCEE (Brazilian Energy Clearing House).

At our units in Mucuri, Imperatriz, Três Lagoas and Veracel, we produce 100% of the energy consumed, mostly by means of renewable sources including wood waste reuse. This is possible because of the kraft chemical recovery process adopted in our mills, which allows us to recover chemicals used in the pulp production process and to use the wood residues from wood cooking to generate power. See “—Pulp Manufacturing—The “Kraft” Cooking Process.” At a later stage, the chemical recovery process is completed with quicklime that along with sodium sulphate and caustic soda form green liquor and white liquor, which is then reapplied to the wood cooking process with minimum make up. Therefore, our chemical recovery process allows us to generate power in an environmentally friendly manner.

### **Chemicals**

A variety of chemicals, including sodium sulphate, sodium hydroxide (caustic soda), sodium chlorate, chloride, hydrogen peroxide and oxygen, are utilized in the paper production process, mainly in the pulp production phase. In the production of coated paper, we use various additives, primarily kaolin, calcium carbonate, latex, starch, bleaches and binders. The chemicals used in the pulp production process are recovered and recycled within our pulp mills.

All chemical waste is treated in order to conform to the most current standards and practices of the pulp and paper industry worldwide. The chemicals used in the pulp and paper industry are commonly used in a variety of other industrial activities and do not present a uniquely hazardous threat. Notwithstanding this fact, we strictly adhere to all safety rules and regulations related to the transport, storage and production of chemical products. In addition, we maintain an insurance policy to cover liability in the event of an accident in the transportation, storage or production of chemical products.

### **Transportation**

The cost of transportation of pulp and paper products to the consumer market is an important component of our competitiveness. In the years ended December 31, 2020, 2019 and 2018, logistics costs accounted for 23.7%, 15.0% and 17.8% of our cost of goods sold and selling expenses, respectively.

Our scale of production, the proximity of planted forests to our pulp mills and planted forests in relation to our factories and the integration of the processes of pulp and paper production gives us substantial economies of scale and lower production costs. Suzano and Rio Verde units, in the state of São Paulo, are strategically located near our major customers for paper products and approximately 90 kilometers from the port of Santos, and are located at an average distance of 190 kilometers from our planted forests. The Limeira unit also has these advantages. The Mucuri unit, which primarily services the external market, is strategically located at an average distance of 74 kilometers from our planted forests and is approximately 250 kilometers from Portocel, a port that specializes in the exportation of paper and pulp, and approximately 320 kilometers from the port of Vitória. The Imperatriz unit, in Maranhão, which also primarily services the external market, is located approximately 600 kilometers from the port of Itaqui, and the associated planted forests are located an average of 184 kilometers from the port. The proximity of our forests, factories, Brazilian clients and ports allows us to enjoy relatively low transportation costs, which, in turn, provides a competitive cost structure for exports.

In addition, the Brazilian market may take advantage of Jacaré mill’s proximity to São Paulo and Rio de Janeiro, while the Aracruz mill has the one of the best logistics in the industry with a distance of approximately 3 kilometers to the Portocel port facility. The Tres Lagoas mill is located between two important railways in the southeast of Brazil, ensuring the cost competitiveness of this mill, although distance from the port is over 700 km.

## **Port Operations**

The pulp produced for export is shipped on dedicated vessels or partial-service vessels by carriers hired through long-term or spot contracts to our terminals overseas, and is then delivered to our customers.

We conduct operations in the port of Itaqui, (state of Maranhão), port of Santos (state of São Paulo) and port of Barra do Riacho (namely, Portocel - state of Espírito Santo).

### ***Port of Itaqui***

The port of Itaqui is located on the coast of the state of Maranhão. From this port, we exported in 2019 pulp produced at the Imperatriz mill, which is located approximately 700km away from the port of Itaqui. Since 2014 we operate warehouse within the port area to guarantee the continuity of its operations with *Empresa Maranhense de Administração Portuária* (EMAP), a public company held by the state government of Maranhão.

On July 27, 2018, we participated in a public auction conducted by ANTAQ for the concession of public areas and infrastructure for general cargo, especially pulp and paper in the port of Itaqui, for an initial period of 25 years. We were awarded the contract due to our proposal for Itaqui General Cargo Terminal (IQI18), in the amount of R\$0.1 million. In 2020, we hired the companies responsible for building a warehouse of 73,000 tons and a berth to support long-term planning of Imperatriz mill at the port of Itaqui, with a construction deadline by 2022.

### ***Port of Santos***

The port of Santos is located on the coast of the state of São Paulo. From this port, we export pulp produced at the Jacaréi and Três Lagoas, which are located approximately 150 and 750 kilometers away from the port of Santos, respectively. Through a concession, we operate terminals 13/14/15 (T13/14/15) and terminal 32 (T32) of the port of Santos.

In order to facilitate exports from Três Lagoas, we had a port services operation contract with a terminal operator called terminal 31 (Gearbulk Terminal) for an additional storage capacity of 40,000 metric tons of pulp at a specialized terminal where rail connection and vessel berth priority were also taken into consideration. We renewed this agreement with Gearbulk for two more years starting in May of 2019, but rescinded it free of charge in August 2020 as allowed by the agreement. We opted to end the agreement as the terminal was no longer needed due to the beginning of the operation at Vertere (DP World Santos).

Although the concession of T13/14/15 expired in September 2017, we timely requested its renewal before the Infrastructure Ministry, which has been approved under a temporary contract. We continued to operate T13/14/15 from May 2020 until October 2020, when the Company stopped operating at these terminals, also as a result of the beginning of the operation at Vertere.

Paper produced by us for exports is mainly shipped out of the port of Santos, which is located approximately 80 kilometers from the Suzano unit and about 250 km from the Limeira unit, where most of the paper production designated to export markets comes from. We also operate with containers at the port of Santos, mainly used in the paper and fluff business.

### ***DP World Santos***

On January 29, 2018, we contracted logistic operations services for transporting pulp, with a take-or-pay condition. These services are rendered by Empresa Brasileira de Terminais Portuários S.A. (Embraport), which has adopted the brand DP World Santos in its private use terminal (TUP) located at the left bank of the Santos estuary, in the state of São Paulo, where a logistic port installation dedicated to warehousing, handling and shipping pulp will be constructed. We invested R\$187.8 million in 2018 and are investing approximately R\$400 million until 2020. DP World Santos is wholly owned by global trade enabler DP World, one of the largest container port operators in the world, recognized in the industry for its efficiency.

The port operations started since the construction of a new warehouse, two berths and other harbor-logistics structures was completed, and the licenses were released in April 2020. Throughout 2020 we started the operation following the curve of the volume of the ramp up, gradually achieve the full capacity by the beginning of 2021. The port services will be conducted by DP World Santos until 2039, which term may be extended to 2042 subject to the renewal of the port authorization, as applicable.

## ***Portocel***

The pulp produced for export at the Aracruz and Veracel pulp mills is shipped out of the port of Barra do Riacho (Portocel), which is located approximately 3 kilometers away from Aracruz and 260 nautical miles from Veracel's barge terminal. We own 51% of Portocel, the company that operates the port terminal of Aracruz. The remaining 49% of Portocel is owned by Cenibra, another pulp manufacturer.

The Portocel is a modern facility that has the capacity to handle approximately 7.5 million metric tons of pulp and wood per year, from their owners and other players, and different type of material like aluminum, steel coils, granite and project cargo. Warehouse facilities at Portocel are capable of storing approximately 220,000 metric tons of pulp (static storage).

## **Marketing and Distribution**

We have our own sales teams for our pulp and paper business units, which sell our products in both the Brazilian and international markets, to final consumer or distribution intermediaries. We sell our products in both the Brazilian and export markets. In the years ended December 31, 2020, 2019 and 2018, 83.7%, 79.6% and 69.9%, respectively, of our net sales revenue from market pulp and paper products was attributable to sales made outside of Brazil. In the year ended December 31, 2018, 90.5% of Fibria's net sales revenue was attributable to sales made outside of Brazil. Domestically in Brazil, we have a sales staff consisting of employees operating in various regions of Brazil.

## ***Pulp***

Our pulp business unit's commercial strategy is based on three pillars: strong relationships, long-term partnerships and differentiated services. To ensure proximity with our national and international customers and to ensure that our products are tailored to their needs, we use a Brazilian sales team, which services Latin America, and local sales teams in the United States, Switzerland, Austria and China. In Brazil and in each of our international offices, we have technical assistance departments that focus on our customers' needs, with the purpose of providing our customers with smart technical solutions for their transition from other types of fiber to eucalyptus fiber. We organize annual technical workshops, in Brazil and in each of the countries where we operate, to share with our customers and international offices our innovative initiatives, technical developments and market strategy.

## ***Paper***

In 2020, 68.8% of our paper sales were made in Brazil. In order to better serve this market, we have divided it into seven segments, designing different commercial and marketing strategies for each segment:

- *Packaging*: this is the main end use of our paperboard sales and involves production of packaging for the pharmaceutical, cosmetic, tobacco, toys, clothing, shoes, food, beverage, hygiene and cleaning industries;
- *Promotional*: this segment mainly involves coated paper sales and production of promotional flyers, catalogues, displays and signs;
- *Editorial*: this segment accounts for the production of books, magazines and newspapers and involves the sale of all of the paper types that we produce (coated, uncoated and paperboard);
- *Notebooks*: this segment involves the production of notebooks and diaries in both the local and export markets, and uses uncoated paper and paperboard;
- *Mailing*: this segment mainly involves the production of forms and invoices, which use uncoated paper;
- *Office*: this segment encompasses three sub-segments (copying, competition and corporate) and involves the commercialization of uncoated paper in cut-size format, mainly A4; and
- *Retail*: this segment involves the commercialization of uncoated paper in cut-size format, mainly A4, in stationery stores, self-service businesses and convenience stores.

In order to serve the first five segments listed above, we combine different distribution channels: large paper volumes are sold directly to publishers and converters and small paper volumes are sold through publishing distributors. In the office and retail segments, sales are made indirectly, through paper distributors and directly through our call center and e-commerce.

We own distributors for our paper and graphic products, one in Brazil and one in Argentina, Stenfar S.A.I.C. Importadora y Exportadora and Stenfar. For Brazilian distribution, we rely on four regional distribution centers: two in São Paulo, one in Serra (Espírito Santo) and one in São José dos Pinhais (Paraná), as well as our local distribution centers, in the cities of Campinas and Ribeirão Preto (state of São Paulo), Belém (state of Pará), Brasília (federal district), Campo Grande (state of Mato Grosso do Sul), Londrina (state of Paraná), Fortaleza (State of Ceará), Goiânia (State of Goiás), Manaus (State of Amazonas), Porto Alegre (State of Rio Grande do Sul), Recife (state of Pernambuco), Rio de Janeiro (state of Rio de Janeiro), Salvador (state of Bahia) and Uberlândia (state of Minas Gerais).

Other than distributing our own line of paperboard and printing and writing paper, we also distribute other product lines to reach the graphics, editorial and consumer segments and to public agencies. Stenfar is a company-owned distributor of paper and computer supplies operating in Argentina through which we conduct such distribution operations. Stenfar has been operating for more than 58 years and has an important and active presence in the market. Stenfar has three subsidiaries in Buenos Aires, Córdoba and Mar del Plata. Stenfar services the graphics, editorial and consumer segments and public agencies, working with printing and writing paper, paperboard and computer supplies. According to market estimates on paper and computer supplies distribution, we believe Stenfar is one of the largest distributors in its market in the area.

In addition to providing our customers a more complete portfolio of services and products, our distribution operations in Brazil and Stenfar's distribution operations in Argentina reinforce our commitment to strengthen our distribution channels, enlarging our network and directly benefiting our clients through greater proximity and agility in serving them.

In addition to our own lines of paperboard and writing and printing paper, we also distribute other product lines, for the graphics, publishing, consumer, converter and government entities segments.

## **Competition**

The pulp industry is highly competitive. The top 20 producers currently supply approximately 74.0% of the global virgin market pulp capacity according to Hawkins Wright. We face substantial competition from numerous producers of paper and hardwood market pulp, including major Brazilian producers, such as Eldorado, CMPC and Celulose Nipo Brasileira S.A. (Cenibra). Many factors influence competitive position, including mill efficiency and operating rates and the availability, quality and cost of wood, energy, water, chemicals, logistics and labor, and exchange rate fluctuations. Latin American pulp producers have structural cost advantages over other global competitors, mainly in North America and Europe, due to their shorter harvest periods and higher land productivity, which is only partially offset by geographical distance from the end markets. Many of our Latin America competitors enjoy cost advantages similar to ours, including low production costs, and have access to similar sources of funding to finance their expansion projects.

The international pulp and paper markets are highly competitive and involve a large number of producers worldwide. As a vertically integrated pulp and paper producer, we compete not only with other vertically integrated pulp and paper producers, but also with companies that produce only pulp or paper. Many of these producers have greater financial resources than we do and enjoy lower financing costs. However, as the largest producer of eucalyptus pulp in 2020, according to Hawkins Wright, we maintain our competitive advantage by keeping production costs low, maintaining long-term contracts with our customers and vertically integrating our operations.

## **Environmental Matters**

### **General**

We are committed to produce pulp and paper with a minimum of waste production and with the lowest impact on natural resources and the environment. Our continuing goal is to avoid and mitigate adverse impacts on the environment by controlling our emissions into the air and water, preserving biodiversity and by fully complying with Brazilian environmental regulations and recognized international environmental standards.



Our industrial units are ISO 14001 certified, which attests our environmental management system, where our Mucuri unit was the first in the pulp and paper sector globally to obtain this certification in 1996. We also have received other certifications, including ISO 9001 and ISO 45001. Our environmental protection investments in 2020 totaled R\$195.3 million in respect of our industrial units.

Our forests units are certified by the Forest Stewardship Council (“FSC”) and the Programme for the Endorsement of Forest Certification (“PEFC”), which attests that our forest management is environmentally correct and socially just. The FSC seal, created by different multisector international organizations, has strong international recognition and it is also labeled in several of our products and our clients’ products. We operate, therefore, under strict compliance with environmental laws and regulations. Our environmental protection investments in 2020 totaled R\$30.2 million in respect of our industrial units.

We are committed to respect and preserve the environment, through reducing our consumption of natural resources and mitigating the impacts of our activities. Our environmental policy and environmental management system are aligned with the most advanced international standards and seeks to:

- Use natural resources in a balanced way, such as water, soil and inputs;
- Conserve ecosystems and biodiversity;
- Ensure efficiency in the treatment of atmospheric emissions and effluents;
- Promote de reuse of waste and the reduction of its sending to landfills;
- Optimize energy performance;
- Help to combat climate change;
- Respect all environmental legislation applicable to our operations.

Suzano reinforces its commitment to establish its plantations exclusively in areas previously anthropized by other uses, whose conversion has not occurred under its direct or indirect responsibility, committing itself to a zero deforestation policy.

At the forestry, R\$53.8 million have been invested in monitoring and conserving natural resources and biodiversity, habitat restoration projects and implementation, sustainable development of local communities, meeting certification demands, environmental education programs, among others.

In addition, costs incurred to compliance with environmental law were approximately R\$7.2 million.

Our environmental commitments are also supported and monitored by relevant organizations and coalitions, including the Global Pact for the Environment, the *Fundação Getulio Vargas /Centro de Estudos em Sustentabilidade* (FGV-CES) and *Coalizão Brasil Clima, Floresta e Agricultura* (Climate, Forest and Agriculture Brazilian Coalition). In addition, we maintain a strong partnership with recognized forums and organizations to discuss and share knowledge on sustainability, including the World Wildlife Fund-Brazil, the World Wildlife Fund / New Generation Plantation, The Nature Conservancy, CI (International Conservation), The Forest Dialogue, *Diálogos Florestais Nacionais* (Brazilian Forest Dialogue), *Fórum Florestal* (Forest Forum), IBÁ, the Brazilian Corporate Council for Sustainable Development (*Conselho Empresarial Brasileiro para o Desenvolvimento Sustentável*) and the GHG Protocol Brazil.

Furthermore, we also have a strong commitment to community service and participate in and fund a variety of projects, including projects supported by the *Instituto Ecofuturo*, a non-governmental organization that we have created and sponsor, whose purpose is to generate and share knowledge and practices that contribute to creating a culture of sustainability. In 2020, we invested R\$3.9 million on its maintenance.

## **Water**

After the disclosure of Suzano's Long Term Goals – MLPs in February 2020, we deployed the goal of reducing specific water withdrawal by 15% by 2030, linked to SDG 12 – sustainable consumption and production, for each Industrial Mill and governance has been integrated into Suzano's management routine.

Considering the expected curve until 2030, we defined the annual and monthly targets for each Mill. The results of each Mill in relation to the intermediate targets are monitored monthly in a meeting with the Executive Officer of Pulp Operations, together with representatives of all Mills, integrating them with the governance of safety, production, quality and cost indicators.

Taking into consideration the Suzano governance model, the industrial directors, industrial managers and executives monitor the indicators of each Mill weekly. Any deviations are treated according to the management tools adopted in Suzano's Operational Excellence model.

The results are disclosed to all Suzano employees at the monthly results meetings of each Mill, engaging people in relation to the topic.

At the Units, the targets were stratified by consumer sector and sector performance is monitored at routine Production Meetings.

Also in 2020, improvement projects were identified for each Mill to be implemented by 2030 to achieve the goal. For the construction of this material, research was carried out on best practices adopted in the group, water balance sheets, management tools (such as Six Sigma and PDCA (Plan-Do-Check-Act cycle)) and innovation projects, through the "i9 focus on water" Program (I9 focus is an incentive Innovation Program, where a theme and several challenges are established, with Soft Money recognition for people with more innovative ideas), encouraging the operational team to insert ideas that may imply in reducing water consumption.

### ***Solid Waste and Wastewater***

Waste management is present in our processes and operations, both industrial and forestry. The treatment of effluents in all industrial units is carried out in our own Effluent Treatment Plants and includes primary (physical) and secondary (biological) treatment, a stage in which oxygen and nutrients are added and the pH is controlled. At Limeira, Jacaré, Três Lagoas and Maranhão Mills, the activated sludge technology is used for secondary treatment, while aerated lagoons are used at the Suzano and Aracruz Mills. The Mucuri Mill has used both technologies. The biological sludge generated at the effluent treatment plants has been treated in different eco-efficient ways, such as composting plants at the Limeira Mill, drying and burning at the Jacaré, Imperatriz and Três Lagoas Mills.

In addition to complying with the applicable rules on solid waste, our Mills have a waste management plan and operational procedures. Waste management includes daily monitoring and forums focused on reducing solid waste generation, increased recycling and internal reuse and reduction of shipment to landfills. The Mills also receive internal and external audits.

We also announced in February 2020 a very challenging goal of reducing 70% of waste sent to landfill by 2030.

In the Limeira and Jacaré Industrial Mills, in 2020 we reached the level of zero waste to landfills. In the Três Lagoas Unit, in 2020 we completed the expansion of the Waste Treatment Plant where now including the treatment of organic and inorganic waste generated in the 2 Production Lines.

At the Imperatriz Mill we invested in 2020 in the construction of the Waste Treatment Plant, whose start-up is scheduled for the first quarter of 2021.

The soil acidity corrective program, applied at the Jacaré, Três Lagoas and Imperatriz Mills, consists of the transformation of inorganic residues generated in our industrial process, such as lime mud, dregs, grits and ashes, into soil pH correctors. With this product we stopped buying limestone on the market, benefiting forestry, reinforcing our commitment to the Circular Economy. Another advantage is that the surplus of this solution can be sold on the market in accordance with the rules of the Ministry of Agriculture

### ***Biodiversity***

Our forestry practices reflect our concern for the biodiversity conservation, from planning to implementation. Today we plan and implement our forest management operations using the mosaic landscapes approach, where eucalyptus stands are intermingled with native vegetation. We seek to connect the main native fragments, forming ecological corridors, contributing to the preservation of fauna and flora.

Furthermore, we also work with minimal cultivation, where planting is done with low soil interference (crop residues – twigs, leaves and bark – are kept on the ground, contributing to fertility and protecting against erosion). This model provides a suitable environment for conserving and maintaining biodiversity.



We maintain approximately 40% of our total land, or one million hectares for biodiversity conservation. This total includes permanent preservation areas (i.e. riparian forests), legal reserves, high-value conservation areas, and other natural areas dedicated to environmental preservation, where we carry out periodic monitoring of fauna and flora in order to ensure its perpetuity. This monitoring has occurred since 2008 in Bahia and Mato Grosso do Sul, 2009 in São Paulo, 2012 with new methodology in Espírito Santo and Minas Gerais, and since 2013 in Maranhão.

Our biodiversity management and the environmental practices related to the operational activities is monitored through external audits, according to responsible forest management standards of the FSC® (Forest Stewardship Council®) and PEFC / CERFLOR® (Brazilian Forest Certification Program).

### *Climate Change*

Our approach towards climate change incorporates continued investigation, as well as the adoption of best practices, including research and development regarding GHG emissions in our industrial, forest and logistics operations and carbon removals in our plantations and native forests. We undertake these initiatives in order to maintain and improve our performance by considering climate change scenarios, adopting mitigating and adapting strategies and reducing emissions throughout our value chain.

The management of climate change related risks is integrated into our overall risk management, which follows the guidelines defined in our integrated risk management policy with respect to the process of communicating, prioritizing, treating, monitoring and analyzing risks. Priority risks associated with climate change are managed by certain internal departments in charge of monitoring the risk and are periodically monitored by our risk management department through an integrated multi-disciplinary ERM (Enterprise Risk Management) process. In addition, Suzano is a supporter of the Climate Related Financial Disclosures Task Force (TCFD) and was the first company in the pulp and paper sector to be the protagonist of a case study published in the TCFD Knowledge Hub in which it released the Indicators Center - digital platform with Suzano's information related to climate change, in line with the measurement and transparency recommendations proposed by TCFD.

In 2008, we began a partnership with FGV as one of the founding members of the Brazilian GHG Protocol program, which aims to identify and account for emissions from the production process considering the direct emissions from our operational control sources (scope 1), indirect emissions from electricity consumption (scope 2) and indirect emissions associated with the production chain that are not directly controlled by us (scope 3). This tool is designed in accordance with the World Resource Initiative's GHG Protocol methodology.

In 2010, we were the first pulp and paper company in Brazil to calculate our carbon footprint by measuring the emissions throughout our products' entire life cycle, from raw materials production and distribution through their sale, use and disposal, which has a broader scope than the GHG inventory undertaken since 2003. With the goal to build on these studies and seek to measure and understand the impact of our production and the opportunities for improvement, we developed new life cycle analysis studies for some of our products, including Eucafluff, which comparative assessment expresses better performance in key impact categories.

In February 2020, we launched two public targets focused on climate change. First, we expect to remove 40 million tons of GHG from the atmosphere between 2020 and 2030. This number considers the net difference between carbon removal from eucalyptus plantations and native forests and emissions scopes 1, 2 and 3. Second, we plan to reduce by 15% our emission intensity (tCO<sub>2</sub>e/adt) including scopes 1 and 2 (baseline 2015). Both targets require systemic improvements and technological investments along our production chain and are necessary to ensure the Paris Agreement.

Furthermore, Suzano reuse the biomass and wood residues from the production process to generate a significant portion of their energy requirements. Approximately 86% of this energy comes from renewable fuels (such as black liquor and biomass), and the remaining 14% from non-renewable resources (such as natural gas and fuel oil). We are self-sufficient on Mucuri, Imperatriz and Três Lagoas units in terms of energy needs and some mills are even selling surplus energy back to the grid. In 2020, 193 MW of renewable electric energy were supplied to the public grid. This is aligned with another long-term goal to increase renewable energy exports by 50%, until 2030 (baseline 2018).

Furthermore, our industrial units produce renewable energy that supplies approximately 86% of the mill's energy needs. Our Mucuri, Imperatriz and Três Lagoas units are almost self-sufficient in terms of energy needs and some mills are even selling surplus energy back to the grid. In 2020, 177.8 MW were supplied to the public grid. This is aligned with another long-term goal to increase renewable energy exports by 50%, until 2030 (baseline 2018).

We have also adopted a policy to reuse the energy resulting from our production process. Our industrial units produce a significant portion of their energy matrix requirements, and currently approximately 85% comes from renewable fuels (such as black liquor and biomass), and the remaining 15% from non-renewable resources (such as natural gas and fuel oil). We are self-sufficient in energy. In fact, we are currently selling energy to the grid. In 2020, we added 604,058.7 MWh to the public grid.

### ***Sustainability Strategy***

We believe sustainability is a core component of our corporate strategy and have implemented corporate governance practices, which seek to align our sustainability strategy with our business model. We have a sustainability committee that advises our board of directors. Our sustainability committee is led by the chairman of our board of directors and includes several independent members with diverse backgrounds. It meets three times a year to deliberate and evaluate the construction and implementation of our sustainability strategy.

For us, sustainability involves incorporating social and environmental aspects, long-term value generation strategies and stakeholder views into our business strategy and management. We are part of a value chain that gives importance to numerous aspects beyond traditional operations, such as developing a skilled and engaged workforce, managing and promoting projects that consider the growth and welfare of neighboring communities, preserving and recovering native forests, sequestering carbon, reducing waste, managing with transparency, and strengthening communication channels with civil society, the government and media. Sustainability embodies the recognition of public opinion, customer loyalty, employee pride and trust of partners and neighbors. Furthermore, investing in sustainability may decrease the risks we bear, create opportunities and make us stronger to meet the needs of an increasingly demanding market concerned about sustainable matters.

We seek to be a leader and agent of transformation with respect to sustainability. In 2019, we carried out a broad consultation process with over 90 organizations in Brazil, Europe, North America and Asia, 700 employees in regional workshops and over 200 respondents in an online survey. Desk research was also conducted including institutional risk matrices, materiality assessments, sector reports and benchmarks. This exercise resulted in the development of long-term goals that were approved by our board of executive officers, our sustainability committee and our board of directors, which we list below.

#### *2030 Sustainability Goals:*

- Even more climate positive: Remove 40 million tons of carbon from the atmosphere (capture – emissions scope 1, 2 and 3).
- Mitigate income inequality: Zero people below the poverty threshold in our area of influence (200,000 people).
- Substitute plastics and petroleum by-products: Offer 10 million tons of renewable products.

#### *Long-term Goals:*

- Water in the forest: Increase water availability in 100% of critical watersheds until 2030.
- Water in industrial operations: Reduce water withdrawal by 15% until 2030.
- Energy: Increase renewable energy exports by 50% until 2030.
- Emissions: Reduce specific emissions by 15% (Scope 1 and 2) until 2030.
- Waste: Reduce waste sent to landfill by 70%, until 2030.
- Diversity and inclusion:
  - PWDs – Guarantee 100% accessibility and inclusive environment and zero prejudice against people with disabilities, until 2025.

- o Women – Reach 30% minimum of women in leadership roles (managers, directors and board), until 2025.
  - o Blacks - Reach 30% minimum of blacks in leadership roles (managers, directors and board), until 2025.
  - o LGBTI+ - Guarantee 100% inclusive environment and zero prejudice against LGBTI+, until 2025.
- Education: Increase the Brazilian Education Index (IDEB) by 40% in our area of influence, until 2030.

The variable remuneration of 100% of the executive board is linked to at least one ESG related target. Since 2020, the board has a collective goal related to diversity and inclusion and individual goals linked to the performance of the long-term goals mentioned above.

Our sustainability strategy also identifies the most relevant issues for us and society, taking internal priorities and the stakeholder perceptions, the themes identified are incorporated in our internal strategy and guides our external disclosures. The process defined the following material themes: (i) climate change; (ii) ethics, governance and transparency; (iii) financial management; (iv) forest management; (v) human capital; (vi) innovation and technology; (vii) operational excellence and ecoefficiency; (viii) social development; (ix) value chain (suppliers and customers; and (x) water.

Our sustainability annual report adheres to the Global Reporting Initiative Standards guidelines for disclosure core level, as well as the framework of the International Integrated Reporting Council (IIRC) and in line with the United Nations Sustainable Development Goals (SDGs). Through these initiatives, we seek to annually account for how we address challenges and achieve results relating to our sustainability strategy and with respect to our role in society. Our sustainability annual report, developed on a voluntary basis, includes details of commitments and performance on the governance, economic, financial, social and environmental aspects of our business following the principles of materiality, stakeholder inclusiveness, sustainability context, completeness, balance, comparability, accuracy, timeliness, clarity and reliability. Our sustainability annual report is publicly disclosed in our website.

## **Brazilian Environmental Regulation**

The Brazilian federal constitution assigns to the Brazilian federal government, the states, the federal district and the municipalities the authority to enact laws and issue regulations regarding environmental protection and preservation of Brazilian fauna and flora, as well as the power to enforce such laws. States can only enact laws and issue regulations to supplement federal law, exerting full legislative power only in the absence of federal regulations. The municipalities have authority to enact laws and issue regulations only with respect to matters of local interest or to supplement federal and state laws.

The Brazilian environmental policy establishes that activities (i) considered actually or potentially polluting; (ii) that use natural resources; or (iii) that, in any manner, may result in environmental degradation, are subject to prior environmental licensing. This procedure is necessary both for the initial installation or expansion of any facility that meets any of those characteristics. The environmental licensing process generally follows three consecutive stages: preliminary license, installation license and operating license.

Regarding licensing procedures, municipalities have the jurisdiction to license facilities that only have a local environmental impact, pursuant to definitions issued by the State Environmental Council. The Brazilian federal government is responsible for the environmental licensing of projects and activities: (i) within the Brazilian inland borders; (ii) located in the Brazilian territorial sea, continental platform or exclusive economic zone (which term is defined under Brazilian law); (iii) located in indigenous lands; (iv) located in national parks or other federal conservation areas; (v) between two or more Brazilian states; (vi) of military nature; (vii) regarding radioactive material and/or nuclear power; (viii) of national interest, as defined in the Executive Order No. 8,437/ 2015. Finally, the states are responsible for the environmental licensing of all the other activities located within their borders.

The preparation of an environmental impact study and its corresponding environmental impact report, or EIA/RIMA, is required for purposes of licensing activities with significant environmental impact. In any such event, the company is required to pay a compensation fee for negative environmental impacts caused by the relevant project. This fee can amount to up to 0.5% of the total cost of the project. Since most of our main activities began before the enacting of the law that established the environmental compensation fee, we were not required to pay such compensation in those cases (projects performed before the year 2000). However, the activities started after the enactment of the National System of Conservation Units – SNUC’s law are subject to the obligation to pay environmental compensation. Therefore, new projects may require additional investments to compensate for the environmental impact.

We have licenses for the operation of our plants, which are generally valid for five years from date of issuance and may be renewed for additional five-year periods. The operating permits require, among other things, that we periodically report our compliance with environmental laws, regulations and standards. With regard to our plans, we are currently either (i) in compliance with all operating and environmental licenses or (ii) in the process of renewing these licenses.

Our forestry activities are regulated by the Brazilian federal government and the state governments of the states of São Paulo, Bahia, Espírito Santo, Minas Gerais, Rio Grande do Sul, Mato Grosso do Sul, Piauí, Tocantins and Maranhão. The planting and harvesting of trees can only be done in accordance with a project previously approved by the state agencies, except for the States of São Paulo and Mato Grosso do Sul, where a forestry license is not required. Furthermore, in observance of the new Forestry Code (Federal Law n. 12,651/2012), we must keep at least 20% of our rural landholdings covered with native forests or replanted with native plant species as a legal reserve (*reserva legal*). Legal reserves must be registered with a new registry system named the Rural Environmental Registration (*CAR – Cadastro Ambiental Rural*). In such system, the land owners shall provide information on all the environmentally protected areas to the supervisory agency. However, this restriction increases to 35% in the Cerrado biome and up to 80% in the Amazon forest biome. Also, according to federal law, native vegetation from areas along rivers and other water bodies as well as steep slopes and hilltops are to be treated as permanent preservation areas, which are essential to the conservation of water resources, scenery, animal, human and plant health, biodiversity and soil in the area. Our forestry operations are in compliance with all applicable laws and regulations. See “—Environmental Matters.”

Our operations are subject to various environmental laws and regulations, including those relating to air emissions, effluent discharges, solid waste, odor and reforestation. In Brazil, individuals or legal entities that violate environmental laws can be punished by criminal sanctions that range from fines, imprisonment and confinement, in the case of individuals, to fines, restriction orders or dissolution, in the case of legal entities. In addition, administrative sanctions that can be imposed include, among others:

- fines that may reach up to R\$10 million if operating without a license and R\$50 million in the case of severe environmental damages;
- partial or total suspension of activities;
- forfeiture or restriction of tax incentives or benefits; and
- forfeiture or suspension of participation in credit lines with official credit establishments.

In addition to criminal and administrative sanctions, pursuant to Brazilian environmental laws, the violator must also provide compensation and reimbursement for the damage that was caused to the environment and third parties. At the civil level, there is joint and strict liability for environmental damages. This means that the obligation to compensate for the damage caused to the environment may affect each and every individual or legal entity directly or indirectly involved, regardless of the existence of actual fault by the agents involved. Therefore, the engagement of third parties to carry out any intervention in our operations, such as the final disposal of waste, does not exempt the contracting party from eventual damages to the environment caused by the contractor. In addition, environmental laws provide for the possibility of piercing the corporate veil, in relation to the controlling shareholder, whenever such corporate veil is an obstacle for the reimbursement of damages caused to the environment.


Using advanced technology, our operations comply with all applicable Brazilian laws and regulations, and we believe that we also meet all recognized international standards determined by institutions and agreements to which we or Brazil are signatories. In the past five years, we have not received any administrative penalties or warnings that might be considered relevant or material fines that might be considered relevant in respect of violations of Brazil’s environmental laws or policies.

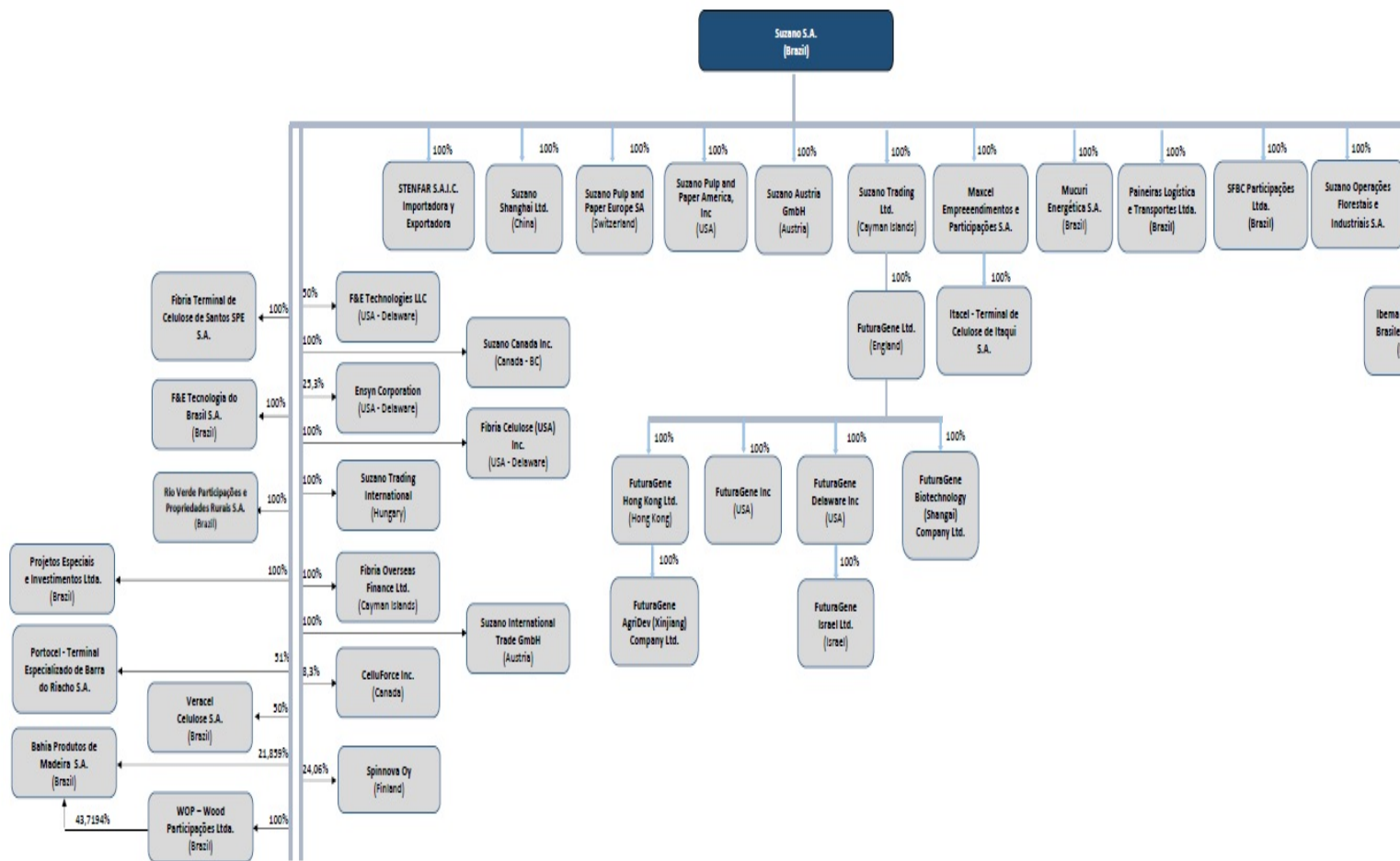
## **Insurance**

We believe that we maintain adequate insurance coverage for our facilities with respect to our operational and commercial risks. Consistent with industry norms and practice in Brazil, we do not maintain insurance coverage for fire and other risks to our planted forests. Nonetheless, we adopt a series of measures, such as, maintenance of a firefighting brigade and keeping the lanes between our production units of eucalyptus trees unobstructed, which historically has significantly prevented the spread of fires. We use the amounts we would otherwise pay as premiums for fire insurance to implement preventive and safety measures, such as installing fire towers and fire control equipment and training firefighting personnel. It is our policy to maintain insurance coverage for our inventory of wood.

## Organizational Structure

The following chart shows our corporate structure as of December 31, 2020.





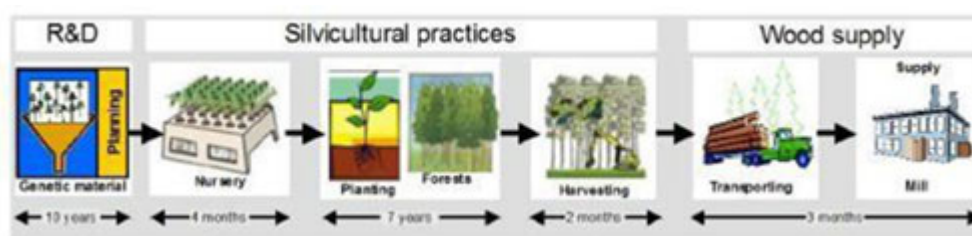


## Property, Plant and Equipment

### Eucalyptus Planted Forests

#### General

One of our greatest strengths is that it is a fully integrated low-cost producer of pulp and paper. That is due, in part, to the low cost of cultivating and processing eucalyptus trees compared to other species. As shown in the illustration below, the short growth cycle of our eucalyptus trees — seven years — presents a significant competitive advantage in relation to the costs associated with other fibers. For more information about our low wood costs, see “—Raw Materials—Wood.”



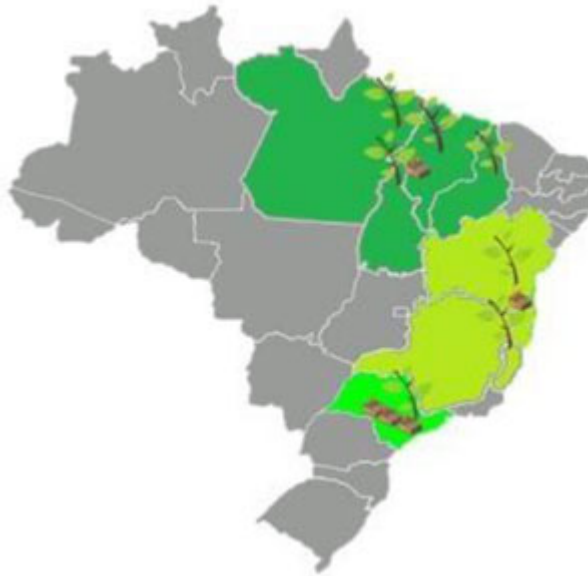
Our planted forests along with those of our partners are concentrated in the south of the State of Bahia, in the state of Espírito Santo, in the state of Mato Grosso do Sul, in the state of São Paulo, in the east of the state of Minas Gerais, in the states of Rio de Janeiro and Rio Grande do Sul, in the states of Tocantins, Pará and in southwest of the state of Maranhão, and in north and east of the state of Maranhão and Piauí.

The table and chart below set forth the location and capacity of our planted eucalyptus forests as of December 31, 2020:

State	Planted Area (thousand hectares)	Conservation Area (thousand hectares)	Other (thousand hectares)	Total (thousand hectares)
São Paulo	225	126	17	368
Minas Gerais	23	38	2	64
Rio de Janeiro	2	1	0	3
Mato Grosso do Sul	346	162	64	572
Bahia <sup>(1)</sup>	247	195	64	464
Espírito Santo	145	109	23	269
Rio Grande do Sul	441	1	0	2
Tocantins, Maranhão, Pará, and Piauí	288	382	92	762
<b>Total<sup>(2)</sup></b>	<b>1,276</b>	<b>1,015</b>	<b>215</b>	<b>2,505</b>

(1) Includes the forests associated with the production facility of Veracel. Excludes forest base linked to the sale of forest assets in Southern Bahia State.

(2) Excludes forestry partnership program of 138 thousand hectares.



*Map of location of eucalyptus planted forests*

### *Assisted Growth*

For new plantings, we use both seeds and clones selected for their characteristics, such as height and diameter, productivity per hectare, lack of branches below the crown, suitability to local soil and climate conditions, and resistance to disease. Saplings grown from selected seeds and clones are initially cultivated inside climate-controlled greenhouses for 30 days. These saplings are then transferred to outdoor nurseries, where they are allowed to grow for another 70 to 90 days, after which they are moved to be planted.

We conduct research specific to each of our growing regions, utilizing general concepts of plant physiology and genetics. In the future, our productivity may increase through cloned hybrid cuttings or selected seeds. The research program also continues to seek ways to improve the uniformity of wood quality and maintain ecological balance by studying the soil, plant nutrition and pest control.

### *Harvesting*

Eucalyptus trees are harvested by our employees and by independent contractors through an automated system and, in some cases, manually. Logs are generally transported to our pulp mills as needed and we store small amounts of logs at all of our production facilities. Logs to be used in our production facilities in São Paulo are currently stored in the forests for an average of two to five months to allow them to dry before transportation. In Bahia, logs are transferred to the mill 40 days after harvesting.

### **Plant Locations and Capacity**

We produce pulp and paper products from nine modern operating facilities consisting of: (i) two integrated pulp and paper production facilities in the state of São Paulo (the Suzano and Limeira units) including fluff production, (ii) a non-integrated paper production facility in the state of São Paulo (the Rio Verde unit), and a Market Pulp production in the state of São Paulo (Jacareí unit), (iii) an integrated pulp, paper and tissue facility in the state of Bahia (the Mucuri unit), (iv) an integrated pulp and tissue facility in the state of Maranhão (the Imperatriz unit), (v) a market pulp production in the state of Mato Grosso do Sul (Três Lagoas unit), (vi) a market pulp production in the state of Espírito Santo (Aracruz unit) and (vii) two non-integrated tissue paper (Facepa) production in the states of Pará and Ceará (Belém unit and Fortaleza unit). The following table identifies our pulp and paper mills and sets forth the nominal total volume of the production capacity at each mill, as of December 31, 2020.



Unit/Location	Major Products	Production Capacity (in thousand tons per year)
Mucuri unit — Bahia	Integrated Pulp	200
	Market Pulp	1,480
	Paper	250
	Tissue	60
Suzano unit — São Paulo	Integrated Pulp	450
	Market Pulp	70
	Fluff <sup>(1)</sup>	100
	Paper <sup>(1)</sup>	550
Limeira – São Paulo	Integrated Pulp	290
	Market Pulp	400
	Paper	400
Rio Verde — São Paulo	Non-integrated Pulp	—
	Market Pulp	—
	Paper	50
Imperatriz unit	Integrated Pulp	60
	Market Pulp	1,590
	Paper	—
	Tissue	60
Tissue Facepa (Belém & Fortaleza)	Non-integrated Pulp	—
	Market Pulp	—
	Tissue	50
Aracruz – Espírito Santo	Market Pulp	2,340
Três Lagoas – Mato Grosso do Sul	Market Pulp	3,250
	Market Pulp	1,100
Veracel <sup>(2)</sup> – Bahia	Market Pulp	560

(1) Flexibility to produce either fluff pulp or printing and writing paper.

(2) Represents 50% of the annual production capacity and production of Veracel's pulp mill.

For the year ended on December 31, 2020, our facilities had produced 9.8 million tons of total market pulp and approximately 1.2 million tons of paper. The following table sets forth our total pulp and paper production for the periods indicated:

Production	2020	2019	2018
	<i>(in thousand tons/year)</i>		
Market Pulp	9,800	8,757	3,501
Paper	1,184	1,240	1,265
<b>Total production</b>	<b>10,984</b>	<b>9,996</b>	<b>4,767</b>

## ITEM 4. A. INFORMATION ON THE COMPANY

Not applicable.

## ITEM 5. OPERATING AND FINANCIAL REVIEW AND PROSPECTS

The following discussion of our financial condition and operating results should be read in conjunction with our audited consolidated financial statements as of December 31, 2020 and 2019, and for each of the three years ended December 31, 2020, and the accompanying notes thereto, which have been prepared in accordance with IFRS as issued by the IASB, as well as with the information presented under “Presentation of Financial and Other Data”. and “Item 3. Key Information — A. Selected Financial Data.”

The following discussion contains forward-looking statements that involve risks and uncertainties. Our actual results may differ significantly from those discussed in the forward-looking statements for several reasons, including, without limitation, the risks described in “Forward-Looking Statements”. and Item 3. “Key Information – Risk Factors.”

### Overview

With more than 90 years of experience, we operate mainly in the pulp (paper grade and fluff) and paper (paperboard, printing and writing and tissue) segments. We believe that we are one of the largest vertically integrated producers of pulp and paper in Latin America and, according to Hawkins Wright, Suzano was the largest producer of eucalypt pulp and virgin market pulp in the world in 2020. As other Brazilian eucalyptus pulp producers, we have the lowest cost of pulp production in the world. We believe our modern technology of plantation and harvesting and our strategic location for plantation facilities are among our competitive strengths.

We believe we are one of Brazil’s largest paper producers, and based on data from IBÁ, we accounted for nearly 40% of the printing and writing paper and 25% of the paperboard produced in Brazil in 2020.

On July 26, 2018, Suzano and Fibria entered into the Merger Agreement for the combination of the operations and shareholder bases of Fibria and Suzano through a corporate reorganization. On January 14, 2019, following receipt of all required corporate and regulatory approvals, the Merger was consummated, and Fibria became our wholly owned subsidiary. Upon completion of the Merger, we became the world’s largest producer of market pulp, with an aggregate installed capacity of 10.9 million metric tons of eucalyptus pulp per year and a broad and diversified forest base.

Furthermore, on April 1, 2019, Fibria merged with and into Suzano. As a result, the separate corporate existence of Fibria ceased, and Suzano continued as the surviving entity under the laws of Brazil. Accordingly, title to and possession of all property, interests, assets, rights, privileges, immunities, powers and franchises of Fibria vested in Suzano and all debt, liabilities, duties and obligations of Fibria became debt, liabilities, duties and obligations of Suzano.

With respect to the outbreak of the COVID-19 pandemic, since the beginning we have adopted preventive and mitigating measures in line with the guidelines established by Brazilian and international authorities, Such measures are aimed at minimizing, to the extent possible, the harmful effects from the COVID-19 pandemic on the safety of our employees and the continuity of our businesses.

Our initiatives are based on three pillars:

- (i) **Protection for people:** in order to provide security to our employees and third parties who are involved in our operations, we adopted a series of measures aimed at minimizing the exposure of our team and / or mitigating exposure risks.
- (ii) **Protection of society:** one of our three cultural drivers is: “It is only good for us, if it is good for the world”. Therefore, from the beginning of the pandemic to the present, we have adopted a series of measures to protect society, including:
  - Donations of personal hygiene products produced by the us (e.g. toilet paper, napkins and disposable diapers) to vulnerable areas;

- Donations of 159 respirators and approximately one million hospital masks to the Federal and State Governments; Partnerships with Positivo Tecnologia, Klabin, Flextronics and Embraer, to support Brazilian company Magnamed, in the production and delivery of respirators to the Federal Government. Our disbursement in this action was R\$9.6 million;
- Construction, together with Veracel, of a field hospital in the city of Teixeira de Freitas, State of Bahia, which was handed over to the state government and opened in July 2020;
- Partnership with Fatec university of the city of Capão Bonito for the production of alcohol gel;
- Lending of forklifts to move donations received by the Red Cross;
- Maintenance of all direct jobs;
- Support to payroll costs of service providers' for 90 days (from March to June 2020);
- Support programs to small suppliers and customers, as well as indigenous, quilombola and other communities.

The disbursements made to carry out the social actions implemented by us totaled R\$48.6million through December 31, 2020.

- (i) **Protection for business:** to date, we have continued with our normal operations and a crisis management committee has been implemented.

The World Health Organization (WHO) and several countries recognized the paper and pulp sector as a producer of essential goods, and therefore we have taken measures to ensure, to the greatest extent possible, operational normality and full service to its customers. Such measures include increasing the level of wood and raw material inventories in the factories and advancing its inventories of finished goods product, bringing them closer to their customers to mitigate possible risks of disruption in the factories' supply chain and the sale of products.

The current situation resulting from the COVID-19 also implies a higher credit risk, especially for its customers in the paper business. Thus, we have also been monitoring the evolution of this risk and implementing measures to mitigate it, and so far, there has been no significant financial impact.

Due to quarantine and isolation measures adopted globally, as well as school and office closures and switch to remote work, the demand for printing and writing papers was reduced. In light of this, Suzano and several other paper producers around the world temporarily reduced its paper production volume by means of temporary stoppage at paper production lines. Suzano temporarily suspended the paper production lines of the Mucuri and Rio Verde units, having resumed the activities at the beginning of July 2020.

Finally, it is worth noting that, as a result of the current scenario, the Company has made and maintained a vast communication effort to further increase the interaction with its main stakeholders, with the objective of guaranteeing the adequate transparency and flow of information with the them in a timely manner to the dynamics of the social and economic conjuncture.

We have activated our crisis management team to guarantee coordinated actions for risk mitigation and for contingency and business continuity plans. To date, our operations in Brazil and abroad have not been materially impacted. Nevertheless, given the operational risks arising from the health conditions of our own and third-party employees, as well as the potential legal restrictions that might be imposed due to the COVID-19 pandemic, we cannot assure that our operations and financial condition will not be impacted. For information on how the outbreak of the COVID-19 may affect our operations and financial results, see “Item 3. Key Information — Risk Factors — The outbreak of coronavirus or other diseases may adversely affect our operations and financial results.”

## Foreign Currency Impact in Our Operations

As a predominantly exporting company, our results are exposed to exchange variations. As such, fluctuations in the exchange rate, especially with regards to the U.S. dollars, may impact our operating results. We issue debt securities in the international markets as an important part of the capital structure that is also exposed to fluctuations in the exchange rate. The mitigation of these risks comes from our own exports, which creates a natural hedge. Furthermore, we employ U.S. dollar sales, in futures markets, including strategies with options, as a way to ensure attractive levels of operating margins for a portion of our income. The sales in future markets are limited to a percent of the currency over the 18-month horizon and, as such, are dependent on the availability of exchange ready for sale in the short-term.

## Pulp Business Unit

The global pulp markets in 2020 were heated throughout the year, despite the negative impacts of pandemic in the main economies worldwide. Changes in consumer behavior supported the strong increase of tissue and packaging papers demand, while the graphic paper consumption was hardly impacted by the economic slowdown and social isolation measures.

On the supply side, pulp availability remained relatively balanced, with over 2 million tons of pulp unexpectedly withdrawn from the market offsetting the increase in production by some producers and temporary conversions of integrated capacities of dissolving pulp to market pulp.

Our pulp production volume increased 12%, from 8.8 million tons in 2019 to 9.8 million tons in 2020. Our sales volume in 2020 increased 15%, from 9.4 million tons in 2019 to 10.8 million tons in 2020. The higher sales volume during the year was supported by the market fundamentals mentioned above.

Net revenue from pulp sales totaled R\$25,578.3 million in 2020 (an increase of 21.6% compared to 2019), mainly due to (i) higher sale volume and (ii) the depreciation of the Brazilian real against the U.S. dollar. The share of pulp revenue from exports was 94%, while the domestic market accounted for 6%. With regard to distribution for end use, 64% of pulp sales went to sanitary paper production, 16% to printing and writing paper, 12% to special papers and 7% to packaging.

The average net pulp selling price was US\$458/ton in 2020 (a decrease of 19% compared to 2019), while average net price in *reais* stood at R\$2,363/ton (an increase of 5.8% compared to 2019). This divergence in prices in different currencies are related to lower pulp prices in the international markets on an annual average basis that were offset by a stronger Brazilian real against the U.S. dollar. Pulp cash cost ex-downtime was R\$604/ton, 9% lower than in the previous year, due to lower wood and input costs (which were offset by the increase in average USD vs. BRL) as well as fixed costs.

## Paper Business Unit

According to the IBÁ, domestic sales of printing & writing paper and paperboard contracted 12% in 2020 compared to 2019, while imports decreased 39%.

Our paper production decreased 5%, from 1.23 million tons in 2019 to 1.18 million tons in 2020. This decrease is explained by the reduction in printing and writing, which was offset by the COVID-19 pandemic effects. However, the decrease in printing and writing was partially counterbalanced by tissue production, positively affected by the pandemic. Paper sales stood 1.2 million tons in 2020 to 1.3 million tons in 2019.

In 2020, our net revenue from paper sales totaled R\$4,882 million, decreasing 2.1% from the previous year. Net revenue from the domestic and export markets decreased 3.5% and increased 1.2%, respectively, with 68.8% coming from domestic sales and 31.2% from exports. The breakdown of our total revenue from paper sales in 2020 was: 83.6% in Latin America (including Brazil), 5.4% in North America and 11.0% in other regions. Average net paper price in 2020 was R\$4.148/ton, 5% higher than in 2019.

In the domestic market, average net paper price was R\$4.188/ton, increasing 3% in relation to 2019. In the international market, average price was US\$788/ton, down 17% from 2019. In Brazilian real, the average price in the international market was R\$4.063/ton, 9% higher than in 2019.

## New Accounting Policies and Changes in the Accounting Policies Adopted

### Change in the functional currency

Due to the Merger, we experienced several changes in our structure, activities and operations during the year of 2019 that led management to conclude that they needed to reassess the functional currency of our subsidiaries whose functional currency was different from Brazilian *Reais*.

Those facts resulted in the corporate reorganization, as well as impacted how management conducted our business in order to achieve the alignment between the cultures of the two companies, the unification of processes, operating, systems, tax strategies and synergy gains arising from the business combination. In this process some of our wholly-owned subsidiaries were considered an extension of the activities of the parent company.

These circumstances collectively justify the change in the functional currency to Brazilian *Real* and they have occurred gradually during 2019, therefore it was not practicable to determine the date of the change at a precise point during the reporting period. Thus, we changed the functional currency of those wholly-owned subsidiaries as of January 1, 2020.

The cumulative translation adjustment (“CTA”) arising from the translation of a foreign operation previously recognized in other comprehensive income will not be reclassified from equity to profit or loss until the disposal of the operations. The total or partial disposal of interest in wholly-owned subsidiaries occurs through sale or dissolution, of all or part of operation.

Therefore, the financial statements of foreign subsidiaries, whose functional currency are different from Brazilian Reais, were translated using the criteria established below:

- (i) assets and liabilities are translated at the exchange rate in effect at period end;
- (ii) revenues and expenses are translated based on the monthly average rate;
- (iii) the cumulative effects of gains or losses upon translation are recognized as accumulated foreign currency translation adjustments component of other comprehensive income.

And as from January 1, 2020, the financial statements of foreign subsidiaries, whose functional currency became the Brazilian Real, are converted using the criteria established below:

- (i) monetary assets and liabilities are translated at the exchange rate in effect at period-end;
- (ii) non-monetary assets and liabilities are translated at the historical rate of the transaction;
- (iii) revenues and expenses are translated based on monthly average rate;
- (iv) the cumulative effects of gains or losses on the conversion of the above items are recorded in the financial result of the year.

#### **Interest rate reform – IAS 39 / IFRS 7 and IFRS 9 - Phase 1 (Applicable on/or after January 1, 2020)**

The above mentioned pronouncements were amended by the IASB in response to the ongoing reform of the Interbank offered rates (“Ibor”) and other reference interest rates, issuing a package of amendments to IFRS standards. According to the IASB, the changes are aimed at helping companies provide investors with useful information about the effects of the reform on its financial statements.

The changes made by the IASB in 2020 complement those issued in 2019 and consider the effects, in the financial statements, when a company substitutes, as a result of the reform, the old reference interest rate with an alternative.

The adoption of this pronouncement is divided into 2 (two) phases:

- Phase 1: the changes to this phase were issued in September 2019 and provided temporary exemptions from the application of specific hedge accounting requirements for relationships affected by uncertainties that arise as a result of the IBOR reform (exemptions from Phase 1). We assessed the amendments and did not identify any impacts; and
- Phase 2: the changes to this phase were issued in August 2020 and can be summarized as follows: changes in contractual cash flows, hedge accounting requirements and disclosures, as further discussed in Note 3.3.1 to our financial statements for the year ended December 31, 2020.

## **New standards, revisions and interpretations not yet in force**

### **Interest Rate Reform – IAS 39 / IFRS 7 and IFRS 9 – Phase 2 (Applicable on / or after January 1, 2021, early adoption permitted)**

The new and changed standards and interpretations have been issued, but are not yet in force. We intend to adopt these new standards, changes and interpretations, if applicable, when they come into force and we do not expect them to have a material impact on the financial statements.

- (i) changes in contractual cash flows: Practical expedient that allows to replace, as a consequence of the reform, the effective interest rate of a financial asset or financial liability with a new economically equivalent rate, without derecognition of the contract;
- (ii) hedge accounting requirements: End of exemptions for evaluating the effectiveness of hedge accounting relationships (Phase 1); and
- (iii) disclosure: Requirements about the disclosure of risks to which the entity is exposed by the reform, risk management and evolution of the IBORs transition.

### **Accounting Judgments, Estimates and Assumptions**

This section focuses on critical accounting estimates and assumptions where the nature of the estimates or assumptions is material due to the levels of subjectivity and judgment necessary to account for highly uncertain matters or the susceptibility of such matters to change; and the impact of the estimates and assumptions on our financial condition or operating performance.

Our management has used estimates, judgments and accounting assumptions regarding the future that affect the application of our accounting practices and the amounts of assets, liabilities, revenues and expenses. Actual results may differ from these estimates.

See below information on judgments and assumptions used while applying accounting policies that have significant effects on the amounts recognized in our audited consolidated financial statements and which have significant risk of causing material adjustments:

- (i) control, significant influence and consolidation (see note 1.1 to our audited consolidated financial statements);
- (ii) share-based payment transactions (see note 22 to our audited consolidated financial statements);
- (iii) transfer of control for revenue recognition (see note 28 to our audited consolidated financial statements);
- (iv) fair value of financial instruments (see note 4 to our audited consolidated financial statements);
- (v) annual analysis of the impairment of non-financial assets (see notes 15 and 16 to our audited consolidated financial statements);
- (vi) expected credit losses (see note 7 to our audited consolidated financial statements);
- (vii) net realizable value provision for inventories (see note 8 to our audited consolidated financial statements);
- (viii) annual analysis of recoverability of taxes (see notes 9 and 12 to our audited consolidated financial statements);
- (ix) fair value of biological assets (see note 13 to our audited consolidated financial statements);
- (x) useful life of property, plant and equipment and intangible assets with defined useful life (see notes 15 and 16 to our audited consolidated financial statements);

- (xi) annual analysis of recoverable amount of goodwill (see note 16 to our audited consolidated financial statements);
- (xii) provision for legal liabilities (see note 20 to our audited consolidated financial statements);
- (xiii) pension and post-employment plans (see note 21 to our audited consolidated financial statements); and

For more information, see note 3 to our audited consolidated financial statements.

## A. Operating Results

### Results of operations

The following discussion of our results of operations is based on our audited consolidated financial statements as of December 31, 2020 and 2019 and for the three years ended December 31, 2020. For a discussion of our results of operations for the year ended December 31, 2019 compared to the year ended December 31, 2018, please see “Item 5. Operating and Financial Review and Prospects—A. Operating Results—Results of Operations—Year ended December 31, 2019 Compared to Year Ended December 31, 2018” of our annual report on Form 20-F for the year ended December 31, 2019.

References to increases or decreases in any year or period are made by comparison with the corresponding prior year or period, except as the context otherwise indicates.

	2020	For the year ended December 31,		
		2020	2019	2018
	US\$ (\$)	<i>(in thousands of R\$), except per share data</i>		
<b>Net sales</b>	5,861,465	30,460,277	26,012,950	13,443,376
Cost of sales	(3,649,687)	(18,966,331)	(20,743,482)	(6,922,331)
<b>Gross profit</b>	<b>2,211,778</b>	<b>11,493,946</b>	<b>5,269,468</b>	6,521,045
<b>Operating income (expenses)</b>				
Selling	(418,468)	(2,174,652)	(1,905,279)	(598,726)
General and administrative	(277,713)	(1,443,192)	(1,173,358)	(825,209)
Income from associates and joint ventures	6,955	36,142	31,993	7,576
Other, net	102,209	531,150	405,754	(96,875)
<b>Operating profit before net financial income (expenses)</b>	<b>1,624,761</b>	<b>8,443,394</b>	<b>2,628,578</b>	5,007,811
Net financial income (expenses)				
Financial expenses	(858,126)	(4,459,425)	(4,178,848)	(1,500,374)
Financial income	63,016	327,475	493,246	459,707
Derivative financial instruments	(1,813,205)	(9,422,682)	(1,075,252)	(2,735,196)
Monetary and exchange variations, net	(2,411,317)	(12,530,891)	(1,964,927)	(1,066,650)
<b>Net income (loss) before taxes</b>	<b>(3,394,872)</b>	<b>(17,642,129)</b>	<b>(4,097,203)</b>	165,298
Income taxes				
Current	(35,008)	(181,926)	(246,110)	(586,568)
Deferred	1,368,007	7,109,120	1,528,571	741,084
<b>Net income (loss) for the period</b>	<b>(2,061,873)</b>	<b>(10,714,935)</b>	<b>(2,814,742)</b>	319,814
Result of the period attributed to the controlling shareholders				
	(2,063,777)	(10,724,828)	(2,817,518)	319,693
Result of the period attributed to non-controlling shareholders				
	1,904	9,893	2,776	121
Earnings (loss) per share				
Basic (1)	(1.52961)	(7.94890)	(2.08825)	0.29236
Diluted (2)	(1.52961)	(7.94890)	(2.08825)	0.29199

- (1) Basic earnings per share is calculated using the income attributable to controlling shareholders divided by the weighted average number of outstanding common shares.



- Diluted earnings per share is calculated based on the results attributable to the controlling shareholders divided by the weighted average number of outstanding common shares, subtracted from the potential dilutive effect generated by the conversion of all common shares. Due to the loss recorded in the period, we do not consider the dilution effect in the calculation
- (2) In thousands of US\$, except per share data. For convenience purposes only, amounts in *reais* in the year ended December 31, 2020 have been translated to U.S. dollars using a rate of R\$5.1967 to US\$1.00, the commercial selling rate for U.S. dollars at December 31, 2020 as reported by the Central Bank of Brazil. These translations should not be considered representations that any such amounts have been, could have been or could be converted into U.S. dollars at that or at any other exchange rate.
- (3)

## Year ended December 31, 2020 compared to year ended December 31, 2019

### Net sales revenue

Our net sales revenue increased 17.1%, or R\$4,447.3 million, from R\$26,013.0 million in the year ended December 31, 2019 to R\$30,460.3 million in the corresponding period in 2020, mainly due to (i) depreciation of the average *real* against the U.S. dollar, and (ii) a 15.0% increase in pulp sales volume when compared to the volume in the year ended December 31, 2019, partially offset by a 19.1% decrease in pulp prices in U.S. dollars.

Our net sales revenue from pulp increased 21.6%, or R\$4,550.6 million, from R\$21,027.7 million in the year ended December 31, 2019 to R\$25,578.3 million in the corresponding period in 2020, mainly due to (i) depreciation of the average *real* against the U.S. dollar, and (ii) a 15.0% increase in pulp sales volume when compared to the volume in the year ended December 31, 2019, partially offset by a 19.1% decrease in pulp prices in U.S. dollars. Our net sales revenue from pulp represented 80.8% of total net sales revenue in the year ended December 31, 2019, compared to 84.0% in the corresponding period in 2020.

Our net sales revenue from pulp exports increased 24.9%, or R\$4,775.1 million in 2020, from R\$19,193.8 million in the year ended December 31, 2019 to R\$23,968.8 million in the corresponding period in 2020, mainly due to (i) depreciation of the average *real* against the U.S. dollar, and (ii) a 17.0% increase in pulp export sales volume when compared to the volume in the year ended December 31, 2019, partially offset by a 18.3% decrease in pulp export prices in U.S. dollars. Net revenues from pulp exports represented 78.7% of total net revenues in the year ended December 31, 2020 (42.4% from Asia, 21.0% from Europe, 14.3% from North America and 1.0% from South and Central America).

Our average international net sales price of pulp in the year ended December 31, 2020 decreased 18.3%, or US\$104/ton, from US\$567/ton in the year ended December 31, 2019 to US\$463/ton in the corresponding period in 2020. In the domestic market, our average net pulp sales price decreased 7%, or R\$161/ton, from R\$2,207/ton in the year ended December 31, 2019 to R\$2,046/ton in the corresponding period in 2020.

Our net sales revenue from paper decreased 2.1%, or R\$103.2 million, from R\$4,985.3 million in the year ended December 31, 2019 to R\$4,882.0 million in the corresponding period in 2020. Net sales revenue from paper represented 19.2% of total net sales in the year ended December 31, 2019, compared to 16.0% in the corresponding period in 2020. The decrease in net sales revenue from paper in the year ended December 31, 2020 compared to the corresponding period in 2019 is due to lower sales volume. Net revenues from paper exports represented 5.0% of total net revenues in the year ended December 31, 2020 (2.4% from South and Central America, 0.9% from North America, 0.9% from Europe, 0.6% from Asia and 0.3% from Africa). Our net sales revenue from paper in the domestic market decreased 3.5%, or R\$122.1 million, from R\$3,480.3 million in the year ended December 31, 2019 to R\$3,358.2 million in the corresponding period in 2020, impacted mainly by sales volume decrease.

The average international net paper sales price in 2020 decreased 16.7%, or US\$158/ton, from US\$946/ton in the year ended December 31, 2019 to US\$788/ton in the corresponding period in 2020. In the domestic market, the average net paper sales price increased 3%, or R\$110/ton, from R\$4,078/ton in the year ended in December 31, 2019 to R\$4,188/ton in the corresponding period in 2020.

### Cost of sales

Our total cost of sales decreased 8.6%, or R\$1,777.2 million, from R\$20,743.5 million in the year ended December 31, 2019 to R\$18,966.3 million in the corresponding period in 2020, mainly due to (i) decrease of R\$2,534.6 million in variable cost, (ii) decrease of R\$1,362.0 in depreciation, depletion and amortization, partially offset by the depreciation of the average *real* against the U.S. dollar and higher sales volumes.

## Gross profit

Our gross profit increased 118.1%, or R\$6,224.4 million, from R\$5,269.5 million in the year ended December 31, 2019 to R\$11,493.9 million in the corresponding period in 2020, due to the factors mentioned above. Our gross margin in the year ended December 31, 2019 was 20.3% compared to 37.7% in the corresponding period in 2020. This increase is mainly due to the depreciation of the average *real* against the U.S. dollar benefiting net revenues and the decrease in cost of sales as explained above.

## Selling, general and administrative

Our selling expenses increased 14.1%, or R\$269.4 million, from R\$1,905.3 million in the year ended December 31, 2019 to R\$2,174.7 million in the corresponding period in 2020. The main variation is due to (i) the impact of the depreciation of the average *real* against the U.S. dollar on logistics cost, and (ii) higher sales volumes in the year ended December 31, 2020 compared to the same period in 2019.

Our general and administrative expenses increased 23.0%, or R\$269.8 million, from R\$1,173.4 million in the year ended December 31, 2019 to R\$1,443.2 million in the corresponding period in 2020. The variation is due to (i) an increase of R\$219.8 million in personnel expenses, (ii) expenses of R\$89.7 million related to the COVID-19 pandemic occurred in 2020, and (iii) an increase of R\$52.1 million in depreciation, amortization and depletion in the year ended December 31, 2020 compared to the same period in 2019.

## Other, net

Our other operating income (expenses), increased R\$125.4 million, from a gain of R\$405.8 million in the year ended December 31, 2019 to a gain of R\$531.2 million in the corresponding period in 2020. The increase is mainly due to: (i) an increase in the amount of R\$281.1 million in the result on fair value adjustment of biological assets, (ii) increase of R\$120.4 million on the sale and disposal of property, plant and equipment and biological assets and, (iii) increase of R\$41.6 million on the sale of other products.

## Operating profit before net financial income (expenses)

Our operating profit before net financial income (expense) increased 221.2%, or R\$5,814.8 million, from a profit of R\$2,628.6 million in the year ended December 31, 2019 to a profit of R\$8,443.4 million in the corresponding period in 2020, due to the facts mentioned above. Our operating margin in the year ended December 31, 2019 was 10.1% compared to 27.7% in the corresponding period in 2020. This increase is mainly due to the depreciation of the average *real* against the U.S. dollar benefiting net revenues and the decrease in cost of sales as explained above.

## Net financial income (expenses)

Our net financial income (expenses) decreased 287.8% or R\$19,359.7 million, from a loss of R\$6,725.8 million for the year ended December 31, 2019 to a loss of R\$26,085.5 million in the corresponding period in 2020. This decrease was largely due to (i) an increase in expenses (income) from monetary and exchange rate variation, net of R\$10,566.0 million, and (ii) an increase in expenses (income) from derivative financial instruments of R\$8,347.4 million in the year ended December 31, 2020 compared to the same period of 2019 as described in note 27 to our audited consolidated financial statements.

## Net income (loss) before taxes

Our net income (loss) before taxes decreased 330.6% or R\$13,544.9 million, from a loss of R\$4,097.2 million in the year ended December 31, 2019 to a loss of R\$17,642.1 million in the same period in 2020. This result was largely impacted by the factors mentioned above.

## Income taxes

Our income taxes increased 440.1% or R\$5,644.7 million, from an income tax gain of R\$1,282.5 million in the year ended December 31, 2019 compared to an income tax gain of R\$6,927.2 million during the corresponding period in 2020. This increase was largely due to the fact that in the year ended December 31, 2020 the effective rate of income and social contribution tax expenses was 39.3% compared to 31.3% in the same period of 2019. The increase in the effective rate of income and social contribution tax expenses is mainly due to the increase of the tax effect on permanent differences in the year ended December 31, 2020 compared to the corresponding period in 2019, as follows (i) a decrease of R\$1,398.8 million on Taxation (difference) on profit of wholly-owned subsidiaries abroad; (ii) an increase of R\$580.4 million on intercompany transaction (Thin Capitalization – for further details, please

refer to Financial Statements – note 12.2), (iii) a decrease of R\$72.9 million on the offset of income taxes abroad, (iv) a decrease of R\$67.3 million related to merged subsidiaries.

**Net income (loss) for the year**

Our net income decreased 280.7% or R\$7,900.2 million, from a loss of R\$2,814.7 million in the year ended December 31, 2019 to a net loss of R\$10,714.9 million during the corresponding period in 2020. This result was mainly due to the factors mentioned above.

## B. Liquidity and Capital Resources

### Sources and Uses of Funds

Our cash flow from operating, investing and financing activities is affected by various factors. The key factors that affect our cash flow from operations are (i) the volume of product sold and the market price of pulp, (ii) the exchange rate between *reais* and U.S. dollars and (iii) the cost of our raw materials. Investing activities are mainly affected by (i) our capital expenditure program and (ii) our decision to divest some of our assets, such as fixed assets and biological assets. Finally, our cash flow from financing activities is directly related to the level of new debt we have incurred and on the repayment of existing debt.

In our opinion, we believe that our working capital is sufficient for our present requirements. Our primary sources of liquidity have historically been cash flows from operating and financing activities and short-term and long-term borrowings.

Our material cash requirements have historically included the following:

- working capital;
- debt service; and
- capital expenditures.

Long-term borrowings have generally been used to finance our major capital expenditure projects and have historically been sourced principally by either export prepayment contracts under which we, or one of our wholly owned subsidiaries, borrow funds by offering the guarantee of export contracts, issuance of Agribusiness Receivables Certificates (“CRA”), or capital expenditures acquisition financing programs offered by BNDES. The scheduled maturities of these long-term loans have been structured to match the expected cash flow from the conclusion of the related capital expenditure projects and, as a result, reduce the risk of any significant deterioration of our liquidity position. We also rely on bonds or notes issued in the international markets either by wholly-owned subsidiaries, mainly domiciled in other countries.

As of December 31, 2020 and 2019, our cash and cash equivalents were R\$6,835.1 million and R\$3,249.1 million, respectively. Of our cash and cash equivalents and marketable securities held as of December 31, 2020, 5% was denominated in *reais* invested in both public and private financial investments. The remaining 95% of our cash, cash equivalents and marketable securities was denominated in U.S. dollars.

If necessary, we also have access to an RCF (Revolving Credit Facility) up to 2024 in the total amount of US\$500 million. The RFC funds are available to the us at any moment upon a notice of borrowing 3 business day prior to the disbursement.

The fair value of derivative financial instruments represented a net liability balance of R\$6,776.0 million as of December 31, 2020.

As of December 31, 2020, our balance sheet presented a positive working capital balance (current assets less current liabilities) of R\$9,785.2 million compared to R\$7,405.0 million on December 31, 2019. Our current assets as of December 31, 2020 were equivalent to 2.2 times our current liabilities.

For 2021, we have already announced to the market, as approved by our Board of Directors, the intention to invest R\$4.9 billion as maintenance capex (for further information please see “—Capital Expenditures” below). This will primarily be financed by the cash and cash equivalents and cash generation for 2021.

For the year of 2021, we also believe that we will be able to access either capital or banking markets, if necessary.

With respect to long term capital needs, we use a model of ten years to monitor our needs in a series of scenarios and variables, including currency exchange rates and commodity prices, with the intention to preserve the liquidity and improve the capital structure. In this context, we work to anticipate exercises of liability management to improve liquidity or if conditions are favorable.

All of our future liquidity conditions rely on a series of scenarios and may be adversely affected depending on market and other conditions. Actual liquidity may differ significantly for several reasons, including, without limitation, the risks described in “Forward-Looking Statements” and Item 3. “Key Information – Risk Factors.”

### **Operating Activities**

Our net cash provided by operating activities totaled R\$13,124.6 million in the year ended December 31, 2020, compared to net cash provided in operating activities of R\$7,576.4 million in the year ended December 31, 2019. This increase of R\$5,548.2 million was primarily due to higher operating cash generation.

### **Investing Activities**

Our net cash used in investing activities totaled R\$736.4 million during the year ended December 31, 2020, compared to net cash used in investing activities of R\$11,695.0 million in the year ended December 31, 2019. During the year ended December 31, 2020 investing activities for which our used cash primarily consisted of (i) R\$1,503.3 million used in additions to property, plant and equipment and (ii) R\$3,392.3 million used in additions to biological assets and (iii) cash provided by marketable securities net in the amount of R\$3,841.5 million.

### **Financing Activities**

Our financing activities used net cash of R\$9,785.1 million during the year ended December 31, 2020 compared to net cash provide in financing activities of R\$3,141.8 million in the year ended December 31, 2019. During the year ended December 31, 2020, our principal sources of financing were (i) R\$14,761.8 million in loans and financing and debentures, which mainly consisted of R\$6,640.3 in Senior Notes (bonds), R\$4,899.1 million in export pre-payment transactions (EPP), R\$2,638.2 million in revolving credit facility and R\$531.7 million in contracts with BNDES (Brazilian National Bank of Social and Economic Development). During the year ended December 31, 2020, our principal uses of financing included (i) repayment of R\$19,092.8 million of loans, financing and debentures, (ii) payment of R\$4,465.6 million of derivative transactions.

### **Capital Expenditures**

Our capital expenditures (capital expenditures incurred – cash basis) totaled R\$4,897.9 million (without projects from ICMS credit ES) in the year ended December 31, 2020, R\$4,868.4 million in the in the year ended December 31, 2019. In the year ended December 31, 2020, the amount of R\$3,406.2 million was allocated to industrial and forestry maintenance. Investments in projects related to structural competitiveness and adjacent businesses projects amounted to R\$727.8 million and were allocated mainly to the expansion in port logistics, expansion and modernizations projects. Other investments amounted to R\$91.0 million.

The approved budget of our capital expenditures for 2021, amounting to R\$4,935 million (without projects from ICMS credit ES), encompasses remaining investments in projects previously disclosed to the market, such as investment in port logistics assets and potential new investments in lands and forests that may increase our future competitiveness and maintain options for the future growth of our business.



## Indebtedness

As of December 31, 2020, our total consolidated outstanding indebtedness (which includes current and non-current loans, financing and debentures) was R\$72,899.9 million, of which R\$2,043.4 million represented current indebtedness (R\$2,035.8 million refers to loans and financing and R\$7.6 million refers to debentures) and R\$70,856.5 million represented non-current indebtedness (R\$65,441.4 million refers to loans and financing and R\$5,415.1 million refers to debentures). The description of our consolidated financings and loans is presented below:

Type	Interest rate	Average annual interest rate - %	Current		Non-current		Total		
			December 31, 2020	December 31, 2019	December 31, 2020	December 31, 2019	December 31, 2020 (1)	December 31, 2020	December 31, 2019
			<i>(in thousands of R\$)</i>		<i>(in thousands of R\$)</i>		<i>(in thousands of US\$)</i>		
<b>In foreign currency</b>									
BNDES	UMBNDDES	4.8	2,506	26,307	24,486	27,620	5,194	26,992	53,927
Bonds	Fixed	5.3	779,046	640,177	37,232,554	27,375,673	7,314,565	38,011,600	28,015,850
Export credits (Pre-payment / ACC)	Libor/Fixed	1.6	718,623	1,994,868	19,400,208	15,431,478	3,871,463	20,118,831	17,426,346
Others			2,516	3,481			484	2,516	3,481
			<b>1,502,691</b>	<b>2,664,833</b>	<b>56,657,248</b>	<b>42,834,771</b>	<b>11,191,706</b>	<b>58,159,939</b>	<b>45,499,604</b>
<b>In local currency</b>									
BNDES	TJLP	6.8	276,441	283,658	1,254,222	1,517,649	294,545	1,530,663	1,801,307
BNDES	TLP	10.0	25,535	18,404	522,367	441,233	105,433	547,902	459,637
BNDES	Fixed	4.9	29,115	39,325	47,177	77,333	14,681	76,292	116,658
BNDES	SELIC	5.5	98,531	78,458	1,068,959	718,017	224,660	1,167,490	796,475
FINAME	Fixed			4,781		9,564			14,345
BNB	Fixed			37,815		156,904			194,719
CRA ("Agribusiness Receivables Certificates")	CDI/IPCA	7.6	32,156	2,860,938	3,025,527	2,952,451	588,389	3,057,683	5,813,389
Export credit note	CDI	5.5	15,184	131,914	1,275,045	1,270,065	248,279	1,290,229	1,401,979
Rural producer certificate	CDI	7.8	2,738	5,840	273,578	273,303	53,171	276,316	279,143
Export credits ("Pre-payment")	Fixed	7.6	77,570	77,694	1,313,661	1,312,586	267,714	1,391,231	1,390,280
FCO ("Central West Fund"), FDCO ("Central West Development Fund") and FINEP	Fixed			76,596		475,905			552,501
Others (revolving cost, working capital, FDI and fair value adjustment on business combination)	Fixed	0.4	(24,165)	(62,302)	3,651	4,559	(3,948)	(20,514)	(57,743)
Debentures	CDI		7,590	9,997	5,415,061	5,412,035	1,043,480	5,422,651	5,422,032
			<b>540,695</b>	<b>3,563,118</b>	<b>14,199,248</b>	<b>14,621,604</b>	<b>2,836,404</b>	<b>14,739,943</b>	<b>18,184,722</b>
			<b>2,043,386</b>	<b>6,227,951</b>	<b>70,856,496</b>	<b>57,456,375</b>	<b>14,028,110</b>	<b>72,899,882</b>	<b>63,684,326</b>
Interest on financing			935,010	886,886		136,799			1,023,685
Non-current funding			1,108,376	5,341,065	70,856,496	57,319,576	14,028,110	72,899,882	62,660,641
			<b>2,043,386</b>	<b>6,227,951</b>	<b>70,856,496</b>	<b>57,456,375</b>	<b>14,028,110</b>	<b>72,899,882</b>	<b>63,684,326</b>

---

Notes:

- (1) For convenience purposes only, amounts in *reais* for the year ended December 31, 2020 have been translated to U.S. dollars using a rate of R\$5.1967 to US\$1.00, the commercial selling rate for U.S. dollars at December 31, 2020 as reported by the Central Bank of Brazil. These translations should not be considered representations that any such amounts have been, could have been or could be converted into U.S. dollars at that or at any other exchange rate.

## Debt

Our major categories of long-term indebtedness are described below. The total amounts given below include accrued interest.

- Export financing lines in the total outstanding amount of US\$4,387.5 million (equivalent to R\$22,800.3 million as of December 31, 2020). This category includes export credits (syndicated and bilateral loans), export credit note and export credits (“Pre-payment”).
- U.S. dollar-denominated fixed rate notes in the total outstanding amount of US\$7,314.6 million (equivalent to R\$38,011.6 million as of December 31, 2020). We have issued in public offerings several series of fixed-rate debt securities, through our subsidiaries, guaranteed by us.
- Certificates of Agribusiness Receivables in the total outstanding amount of US\$588.4 million (equivalent to R\$3,057.7 million as of December 31, 2020).
- Debentures in the total outstanding amount of US\$ 1,043.5 million (equivalent to R\$ 5,422.7 million as of December 31, 2020).

We have a variety of credit lines available, as of December 31, 2020, including two revolving credit facilities with national and international banks, which will mature in 2021 and 2024, respectively. The revolving credit lines allow more efficient cash management, consistent with our strategic focus on cost of capital reduction. As of December 31, 2020, we had no outstanding drawn amounts under these facilities, and the total amount available under these facilities was US\$692.4 million (R\$3,598.3 million). On April 2, 2020, in order to increase our cash position, we withdrew the amount of US\$500.0 and repaid in August 20, 2020.

### Export Prepayment Agreements (EPP)

On February 14, 2020, the Company, through its subsidiary Suzano Pulp and Paper Europe S.A., Suzano Austria GmbH and Fibria Overseas Finance Ltd., signed an export prepayment agreement in the amount of US\$850.0 million (equivalent at the transaction date to R\$3,672.2 million) maturing in February of 2026, with quarterly interest payments of 1.15% per year plus the quarterly LIBOR.

On December 17, 2020, the Company, through its subsidiary Suzano International Trade GmbH, signed a bilateral export prepayment agreement in the amount of US\$100.0 million (equivalent on the transaction date to R\$517.4 million) maturing in one year, with annual interest rate of 1.3825%.

On December 23, 2020, the Company, through its subsidiary Suzano Pulp and Paper Europe SA, signed a bilateral export prepayment agreement in the amount of US\$140.0 million (equivalent on the transaction date to R\$709.4 million) maturing in one year, with annual interest rate of 1.35%.

On February 10, 2021, the Company, through its subsidiary Suzano Pulp and Paper Europe SA, signed a sustainability-linked export prepayment agreement in the amount of US\$1.570.0 million (equivalent on the transaction date to R\$8,481.8 million) maturing in six years, with quarterly interest rate payment of Libor plus 1.15%, which may be subject to positive or negative adjustments ranging from -2bps/+2bps per year depending on our progress in achieving certain milestones towards satisfying key performance metrics (KPIs) related to our industrial water withdrawals and greenhouse gas emissions, as confirmed by an independent external verifier.

All of the operations above are fully guaranteed by Suzano S.A.

### Revolving credit facility

On April 02, 2020, the Company, through its subsidiary Suzano Pulp and Paper Europe S.A., withdrew the amount of US\$500.0 million (equivalent on the transaction date to R\$2,638.2 million) from its credit limit (revolving credit facility) maintained with certain financial institutions, with quarterly payments of LIBOR plus 1.30%, maturing in February 2024. On August 20, 2020 the Company repaid the full amount and the credit returned to be fully available until final maturity.

### ***Banco Nacional de Desenvolvimento Econômico e Social (BNDES)***

On June 29, 2020, the Company signed with BNDES a financing agreement in the amount of R\$400.0 million, indexed by Selic interest rate plus 1.96% per year, maturing in February 2040, following the strategy of reducing the average cost of debt.

On December 22, 2020, the Company signed with the BNDES a financing agreement in the amount of R\$131.8 million, which R\$100.0 million refers to a second disbursement from the financing agreement above and R\$31.8 million indexed by the long-term interest rate (TLP) plus 1.77% per year, maturing in November 2034.

On February 9, 2021, the Company early settled a financing agreement with BNDES in the principal amount of R\$1,453.8 million, with original maturity in May 2026 and monthly interest rate indexed by Selic interest rate plus 3% per year and the long-term interest rate (TJLP) plus 2% per year, with a transaction cost in the amount of R\$30,000.

### ***Sustainability-linked Notes 2031 (Senior Notes 2031)***

On September 14, 2020, the Company, through its subsidiary Suzano Austria GmbH, issued a principal amount of US\$750.0 million in 3.750% Senior Notes due 2031 (equivalent to R\$3,973.8 million on the transaction date) with a coupon of 3.750%, with semi-annual interest payments, maturing in 2031.

On November 19, 2020, we issued additional 3.750% Senior Notes due 2031, in the principal amount of US\$500.0 million (equivalent to R\$2,666.5 million on the transaction date).

These notes are linked to our ability to achieve, by December 31, 2025, a specified target reduction of Greenhouse Gas Emissions, as confirmed by an independent external verifier, under our new Sustainability-Linked Securities Framework adopted in September 2020. If we do not satisfy the Sustainability Performance Target and provide confirmation thereof to the Trustee together with a related confirmation by the external verifier at least 30 days prior to July 16, 2026, the coupon rate on the bonds will automatically step up by 25 bps to 4.000% per annum.

### ***Fundo de Desenvolvimento do Centro Oeste (FDCO)***

On December 28, 2020, the Company prepaid the financing agreement signed with the FDCO in the amount total R\$512.0 million, with original maturity date in December in 2027 and semi-annual interest payment of 8.00% per year. It follows the Company strategy to reduce the average cost of debt.

### ***Prepayment of Export Prepayment Agreements (EPP)***

On February 14, 2020, the Company, through its subsidiary Suzano Pulp and Paper Europe S.A., prepaid an export prepayment agreement in the amount of US\$755.9 million (equivalent on the transaction date to R\$3,240.2 million), with original maturity in February 2023 and quarterly interest payments of 1.15% per year plus quarterly LIBOR.

On December 07, 2020, the Company, through its subsidiary Suzano Pulp and Paper Europe S.A., partially prepaid the export prepayment agreement in the total amount of US\$300.0 million (equivalent on the transaction date to R\$1,355.4 million), with original maturity in December 2023 and quarterly interest payment of 1.15% per year plus quarterly LIBOR.

On March 8, 2021, the Company, through its subsidiary Suzano Pulp and Paper Europe S.A., prepaid a portion of the export prepayment agreement in the principal amount of US\$1,666.8 million (equivalent on the transaction date to R\$9,558.2 million), with original maturity in December 2023 and quarterly interest payments of 1.15% per year plus quarterly LIBOR.

### ***Senior Notes Partial Repurchases (Notes 2024, 2025 and 2026)***

The resources obtained with the September 2020 issuance of 2031 Senior Notes were used to repurchase part of the Senior Notes issued by Fibria Overseas Finance Ltd. and Suzano Austria GmbH in concurrent tender offers, as follows (i) US\$247.2 million (equivalent on the transaction date to R\$1,303.5 million) with the price of 110.8% over the emission value plus the proportional interest of the Senior Notes issued by Fibria Overseas with coupon of 5.25% per year and maturity in May 2024 (Notes 2024); (ii) US\$260.3 million (equivalent on the transaction date to R\$1,372.8 million) with the price of 106.6% over the emission value plus proportional interest of the Senior Notes issued by Fibria Overseas with coupon of 4.00% per year and maturity in January 2025 (Notes 2025); and (iii) US\$183.4 million (equivalent on the transaction date to R\$967.1 million) with the price of 115.2% over the emission value plus

proportional interest of the Senior Notes issued by Suzano Austria, with coupon of 5.75% per year and maturing in July 2026 (Notes 2026). The tender offers settled on September 15, 2020.

## Covenants

Currently, we have no financial covenants. On December 31, 2020, we were in compliance with all other no financial covenants, which are required under certain long-term borrowings.

## C. Research and development, patents and licenses, etc.

### Research and Development

Our research, development and innovation (“R&D&I”) efforts are organized under a Chief Technology and Innovation Officer. This initiative aims to increase synergy between areas, accelerating innovation that generates gains throughout the entire value chain. The integration is extended to all of our industrial and forestry areas in close collaboration with production, marketing and sales personnel.

Our technology and innovation facilities are spread to meet the demands and particularities of all of our mills and forest units. The technology centers, where there are the main assets and laboratories, are located in:

- Aracruz – state of Espírito Santo, Brazil – where efforts are towards the main business – pulp and forest development;
- Itapetininga – state of São Paulo, Brazil – which concentrates biotechnology activities of Suzano and Futuragene;
- Jacareí – state of São Paulo, Brazil – dedicated to work on activities related to our Eucalyptus Breeding Program;
- Limeira – state of São Paulo, Brazil – focused on biorefinery and paper developments;
- Burnaby – Canada – dedicated to biorefinery research; and
- Rehovoth – Israel – where concentrates developments of Futuragene’s biotechnology.

In addition to the main technology centers, R&D&I is also present in all forest units: São Paulo, Mato Grosso do Sul, Espírito Santo, Bahia, and Maranhão. The efforts in R&D&I are conducted not only within our research facilities, but also in partnership with various universities, suppliers and private research institutes in Brazil and abroad.

By attempting to improve our processes to develop innovative and higher quality products in a sustainable way, our research and development activities are principally directed at increasing forestry productivity, reducing the operational costs and optimizing industrial processes, making our production more efficient and developing new products through (i) forest management with optimization of natural resources and costs; (ii) robust eucalyptus breeding program; (iii) improving the use of eucalyptus fiber in the manufacture of pulp, paper and paperboard; (iv) developing new applications for eucalyptus fiber including nanomaterials; and (v) developing a eucalyptus bio refinery to obtain renewable base chemicals.

With respect to forest technology and innovation, our efforts are targeted to eucalyptus breeding, biotechnology, forest management, soil nutrition and forest protection. Our goal is to continue improving our planted forest productivity and quality in a sustainable manner. With this purpose, our research group is selecting new eucalyptus clones based on growth, cellulose content and wood quality, making use of state of art techniques like genetic recombination through controlled pollination, use of genomic tools in the selection of new clones, extensive field evaluation (700 ongoing experiments) and laboratory analysis.

In 2020, our Forestry Breeding and Digital teams developed a system – called Tetrys – to help the silviculture team allocate the clones more precisely in available areas for planting.

Tetrys is an initiative to optimize MAIcel (adt/ha.year) in our plantation areas. Using the power of Machine Learning algorithms combined with Forest Inventory and Research data, this system defines the best clone(s) to be planted in a specific planting unit. The models used internally can therefore capitalize on the Genotypes by Environmental interaction. In addition, the system predicts the risk of productivity loss for each clone, considering both biotic and abiotic stress factors. Tetrys allowed the robust elaboration of plantation program for 2021, with more than 90 thousand hectares, and it helped the planning of our operational nurseries and the maximization of productivity.

Others important results are:

- (i) *Eucalyptus Breeding Population*: we initiated the strategy defined last year. The parents of each population were selected and established. In several Forestry Units, we initiated the installation of experimental field trials with descendants from these populations, which will guarantee the generation of the clones for the next 10 years.



- (ii) *Molecular Markers (MM)*: the use of MM was validated for important traits related to biotic and abiotic stresses in the Eucalyptus breeding program. More than 500 genetic materials were genotyped and associated with phenotype. As result, the data generated was used to validate the MM. Now, these MM are helping us screen our germplasm to assist the identification of potential individuals for cloning.

- (iii) *Clonal Nursery*: a process for production of genetically certified seedlings, which is also free of pathogens, was implemented. In this process, our micropropagation laboratory is responsible for producing seedlings of operational clones, which are planted and propagated from safe sources of specific clones and then it is used to form the new operational mini gardens.

*Biotechnology*. We invest in innovation in biotechnology through our subsidiary FuturaGene, which aims at increasing the productivity of its eucalyptus plantations in a sustainable manner, increasing wood quality, insect and disease resistance and resilience. FuturaGene develops biotechnology solutions to improve plantation productivity by enhancing and protecting yield thus optimizing natural resource use efficiency. The aim of FuturaGene's yield enhancement program is to produce wood using less land, therefore making land available for other uses such as for food production or biodiversity conservation. The yield protection program aims to lower chemical inputs and to enhance the resistance of trees to pests, diseases and the effects of climate change. The wood modification program also aims to produce feedstocks that reduce energy demand and lower chemical load in our mills.

FuturaGene's first yield enhanced genetically modified eucalyptus variety that produces more wood when compared to conventional clones, approved for commercial use in Brazil in 2015. This variety has been crossed with leading eucalyptus parent varieties from our different operating forest geographies and the derivative varieties are being extensively tested in these different geographies, prior to commercialization. The potential future use of such high yield trees will form part of the solution to meet increasing global wood demand, which is expected to triple by 2050, whilst minimizing the need to irreversibly extract wood from natural forests, thus helping to mitigate the impact of forest destruction on climate change.

FuturaGene has made significant advances in its yield protection platform, which is focused on tackling threats to plant productivity, such as new pests and disease infestations that are increasing in amplitude as a result of climate change. FuturaGene's program for developing herbicide resistance in trees, which will allow more efficient weed control with lowered chemical load and improved worker conditions, is in advanced regulatory field trials prior to submission of a dossier for commercial release. In developing these traits, FuturaGene utilizes a panoply of technologies including genetic modification, RNA interference (RNAi) and various state-of-the-art gene editing technologies, *inter alia*. These tools present a powerful armamentarium for selecting, identifying and modulating genes of interest.

In parallel, FuturaGene has been actively developing and enhancing its capabilities in bioinformatics and genomics. These tools both facilitate and guide FuturaGene's work in biotechnology and are increasingly providing immediate assistance to our breeders for validating their genetic materials and guiding their breeding programs. The increased availability of genetic markers developed in these programs is expected to significantly reduce the development time for new conventional varieties for commercial deployment as well as to prevent the planting of new susceptible tree varieties, which can be pre-tested for disease and pest sensitivity. The first markers developed in this program are advancing to operational testing stage.

We remain open to share the technologies and tools developed by FuturaGene through business relationships or at no additional cost to its partner small growers in Brazil. In addition, FuturaGene has already provided technology on a royalty-free basis for the development of improved subsistence crops for food-insecure regions by academic partners.

Besides efforts in genetic field, we have sought innovations to ensure greater efficiency in forest management processes, aiming at greater productivity per planted area and cost reduction, while seeking to reduce the use of natural resources in this type of operation.

To achieve greater efficiency, in 2020 our entire forest base was reclassified based on environmental parameters and climate risk. Based on this new classification, it will be possible to generate management recommendations, clonal allocation and forest-based repositioning with important gains for productivity and optimization in the use of resources.

The topic of climate change is complex and strategic for us. Climate change is one of the main risks identified according to the Enterprise Risk Management methodology. From the point of view of forestry technology, after a comprehensive review of the theme, a technological roadmap will be prepared with actions to quantify the risk and impacts on forest productivity, with a focus on actions to form resilient forests and reposition the forest base.

In addition to the 2020 advances mentioned, four work fronts are particularly highlighted:

*Water resources* – The risk of water availability is one of the highest priority issues for us. This is because, in addition to assuming a public goal related to the use of water, eucalyptus culture requires a series of precautions in the correct use of this resource. By 2030, we will manage 100% of the hydrographic basins considered critical in our studies, that is, those

- (i) most demanded by us and also by our neighbors, which, therefore require greater attention. Currently, 40 hydrographic basins are classified as critical, in a total of 2006 basins with the presence of company plantations, that is, 2% of the total. We have the technology to make recommendations for reducing the use of water in critical areas and, mainly, to certify, based on remote sensing, the effectiveness of these recommendations in the regions where we are present;

*Biological pest control* – A pioneer in the use of biological control techniques, we are one of the companies that most invests in this subject. In 2020, we reached the production of 49 million natural pest enemies, which were released on

- (ii) 56,376 hectares, exceeding R\$ 14 million in net avoided cost in the 2019/2020 biennium. In 2021 we will expand the biological control technique, through the installation of laboratories in Mato Grosso do Sul and Maranhão, in addition to those already existing in São Paulo and Espírito Santo;

*The coppice (regrowth) management* – It is the main alternative to reduce the costs of forest formation, but in order to generate productive forests, a lot of technology is needed in the entire process. In 2020, we consolidated the model for selecting areas with greater potential, based on technical premises; we designed the quality control of the forest in two

- (iii) phases; and we innovated with the anticipation of deforestation, which already produces in all units forests of higher quality and productive potential, in addition to providing fertilization recommendations for approximately 150 thousand hectares for all management regimes;

*FenomicS Project* – We introduced technologies for large-scale evaluation of our genetic materials, aiming to identify

- (iv) characteristics of resistance and tolerance to biotic and abiotic stresses. Fundamental to mitigate risks related to forest productivity, enhance the useful life of the recommended genetic materials and support the Suzano Genomics program.

Our R&D&I team continued the work towards the development of solutions that are innovative and sustainable – Innovability is the concept that guides our efforts to offer society new materials. 2020 challenged our team to deliver premium pulp in the challenging pandemic scenario. Meeting regulatory requirements, we developed pulp products to meet Chinese specification for the tissue market. We also offered the unbleached pulp, premium, that can be used in different paper grades. Also, on the product development, Suzano engaged in an effort to develop products for the packaging segment. The effort seeks to offer pulp to the packaging segment, developing new paper packaging, challenging the current furnishes and increasing the amount of eucalyptus in traditional packaging paper.

We have advanced in process optimization. We tested virtual sensors and develop machine learning models and entered the digital area in the production. In agreement with Suzano's long term goals, we have mapped technologies of low and high technology readiness level (TRL) to repurpose industrial residues and reduce, therefore our residues disposal.

The year of 2020 marked the beginning of a new phase for the biorefinery. The partnership with Spinnova for textile production with MFC evolved, we are on the project phase of MFC pilot production specifically for this application that will start up in 2021. Other MFC applications like fiber cement and paper application were tested in industrial scale with results that shows we are on the right path. We also started the commissioning industrial phase and the commercial production of lignin in the end of 2020 at Limeira mill. Lignin is being currently used in wood board production in replacement of phenol-based resins and new applications were started in 2020 to increase the use of our bio based, renewable material in other value chains. Bio oil produced from our forests biomass initiative developed and we found higher added value fractions to be used besides biofuel.

The biggest challenge for the Paper, Consumer Goods and Fluff R&D team is to develop products capable to address the needs and most particular necessities of our customers, without forgetting to give proper attention to sustainability and all the legal requirements (national and international ones, depending on the product).

As a result, during 2020 the Paper R&D team launched 4 new products: Greenbag (paper for shopping bags), TPCycle (paperboard containing recycled fibers, post-consumption), Coated Blue Cup (paper for cups with waterproof coating) and the reshaped Blue Cup PE, offering to the market a product with better performance and more competitive costs (compared to the last version). We also made significant advances Flexible Packaging. In the search for sustainable solutions to replace plastic used in the cup and flexible packaging sector, we have been developing innovative solutions that are based on improving the physical-mechanical properties of the base paper and applying recyclable and biodegradable barriers on the surface of the paper. These barriers give to the paper properties of resistance to water, grease, water vapor, oxygen transmission and are also heat sealable. This replacement requires technical and economic challenges and for this reason, in 2020, several laboratory and industrial tests were carried out to approve a technology in different market players. Advances have been made, validating not only the performance and machinability of the products but also meeting the strict standards established by Organs regulatory agencies.

The Consumer Goods and Fluff R&D team also achieved important milestones during 2020. In this year the Consumer Goods innovation pipeline had focus on two strategic pillars: product competitiveness, bringing a higher differentiation for our tissue products on national market and allowing a better market positioning of our brand and an improved version of our kitchen towel. The second pillar is about portfolio expansion focusing on products where natural fibers are already used or can be introduced in the future.

The Fluff R&D 2020 pipeline had 2 important projects: Pulp Analysis, which focused on understand, among all the different Eucalyptus fibers that we produce in Brazilian territory, which one could bring the best quality for our fluff; and Process Modeling, focusing on a deep dive of our actual production process and understanding since the wood receiving until the final packaging, what are the main raw material and process variables that affect the fluff performance/quality. Both projects allowed R&D team to construct a solid know how about eucalyptus fluff, since the forest pool of genetic material until the product performance in our clients.

## **Intellectual Property**

Suzano, Futuragene and Portocel currently have, in total, 400 granted patents and patent applications, 49 protected varieties of eucalyptus and more than 150 potential new eucalyptus varieties, which is under evaluation by Forestry Breeding Program.

Achievements during 2020 in the intellectual property field include filing of 11 new technologies were filed as patent and identification of 6 new variety of Eucalyptus for protection. The patents applications filed in 2020 is covering the following main topics:

- process to produce microfibrillated cellulose and its uses in products compositions;
- different methods to improve kraft process focused in pulp quality; and
- use of lignin in plant nutrition.

Due to our investments in research and development activities, we are not dependent on any third party's patent or trademark, license, royalty agreement, industrial agreement or new production process.

## **Trademarks**

We have registered many of our trademarks, including, as the case may be, our multipurpose corporate trademark Suzano®, in countries across five continents, including, among others, the United States and Canada, countries of the European Union, and countries located in Latin America, Africa, Asia and Oceania.

In 2020, we requested the registration of the new corporate trademark in some strategic countries, 45 trademark renewals and received 23 approvals of different trademarks, including Blue Cup®, Blue Cup Bio®, Loop®, Ecolig®, Lignew®, Ligseal®, Ligflex®, Ligflow®, Ligsperse®, Paperfect®, TP White®, Report®, Report Multiuso®, Supremo Alta Alvura® and Suzano®, in countries across five continents.

#### **D. Trend Information**

The primary trends which influence our sales and production and inventory levels are the patterns and cycles of pulp purchases by paper producers, pulp and paper prices, the level of pulp inventory in the hands of pulp producers in the global market, global economic conditions and the effect of currency fluctuations.

More recently, we have been subject to significant volatility in these trends due to the effects of the COVID-19 pandemic on global trade, foreign exchange and macroeconomic conditions. See “—Overview” for a discussion of the potential effects of the pandemic on our business.

## **E. Off-Balance Sheet Arrangements**

We participate in a number of off-balance sheet arrangements, mainly related to guarantees and take or pay contracts. We also have a number of swap transactions as described in “Item 11. Quantitative and Qualitative Disclosures about Market Risk.” All of these transactions are further described elsewhere in this annual report. See notes 4 and 24 to our audited consolidated financial statements.

## ITEM 6. DIRECTORS, SENIOR MANAGEMENT AND EMPLOYEES

### A. Directors and Senior Management

We are managed by our board of directors and by our executive officers. The address of our management is Avenida Brigadeiro Faria Lima, 1355, 7th Floor, São Paulo, State of São Paulo, Brazil.

#### Board of Directors

Our board of directors is the decision-making body responsible for determining general guidelines and policies for our business, including our overall long-term strategies, as well as the control and oversight of our performance. Our board of directors is also responsible for, among other things, supervising our executive officers' actions. It holds meetings whenever called by its chairman, any of its vice-chairmen or our chief executive officer. Currently, our board of directors consists of ten members, seven of which are independent members. Under the provisions of the *Novo Mercado*, at least two or 20% of the members of our board of directors (whichever is the greater) must be independent directors, as defined under Brazilian law. The following table sets forth the name, age, position, date of election and term expiration of each of the members of our board of directors:

Name	Age	Position	Date of Election	Term of Expiration
David Feffer	64	Chairman	May 22, 2020	May 22, 2022
Claudio Thomaz Lobo Sonder	79	Vice Chairman	May 22, 2020	May 22, 2022
Daniel Feffer	61	Vice Chairman	May 22, 2020	May 22, 2022
Nildemar Secches	72	Member	May 22, 2020	May 22, 2022
Rodrigo Kede de Freitas Lima	49	Member	May 22, 2020	May 22, 2022
Maria Priscila Rodini Vansetti Machado	62	Member	May 22, 2020	May 22, 2022
Ana Paula Pessoa	54	Member	May 22, 2020	May 22, 2022
Rodrigo Calvo Galindo	44	Member	May 22, 2020	May 22, 2022
Paulo Rogerio Caffarelli	55	Member	May 22, 2020	May 22, 2022
Hélio Lima Magalhães	69	Member	May 22, 2020	May 22, 2022

The following is a summary of the business experience of our current directors:

**David Feffer.** Mr. Feffer has served as chief executive officer of Suzano Holding S.A. since 2003, and currently serves as the chairman of our board of directors. In 2001, Mr. Feffer became a member of the board of directors and chief executive officer of Polpar S.A. and holds the following positions in other companies: (i) chief executive officer of IPLF Holding S.A. since 2004; and (ii) vice chief executive officer of Premesa S.A., a subsidiary company of Suzano Holding S.A., from 2001 to 2015 and chief executive officer of the company since April 2015. He is also a member of the following social and cultural organizations: chairman of the directors' committee of the School ALEF Peretz, member of the decision making committee of the Israelita Albert Einstein Hospital (Associação Beneficente Israelita Brasileira Hospital Albert Einstein); vice chairman of the directors' committee and chairman of the senior board of Ecofuturo Institute – Future for Sustainable Development (Instituto Ecofuturo – Futuro para o Desenvolvimento Sustentável); and coordinator of the Nominating Committee of the executive board of the Arymax Foundation (Fundação Arymax). Mr. Feffer attended specialization courses at Harvard Business School, Columbia University, the Aspen Institute, Singularity University, Stanford University and IMD in Switzerland.

**Claudio Thomaz Lobo Sonder.** Mr. Sonder currently serves as vice chief executive officer since 2010 and chairman of the board of directors of Suzano Holding S.A. since 2018, member of the board of directors of the company since 2002, being its vice-chief since 2013. Since 2018, Mr. Sonder has also acted as the chairman of the board of directors and vice chief executive officer of IPLF Holding S.A. since 2010. From 2010 to May 2015, he was chief and in April 2015 he was appointed as vice chairman of the board of directors of Polpar S.A. Mr. Sonder also holds the following positions in other companies: (i) executive officer of Alden Desenvolvimento Imobiliário Ltda. since 2011; (ii) member of the directors' committee and member of the senior board of Ecofuturo Institute – Future for Sustainable Development (Instituto Ecofuturo – Futuro para o Desenvolvimento Sustentável) since 2010; (iii) member of the board of directors of MDS, SGPS, S.A. since 2010 and its chairman of the board of directors since March 2018; (iv) executive officer of Premesa S.A. since April 2015; and (v) member of the board of curators since 2011 and member of the executive board of Fundação Arymax since 2013. Mr. Sonder is a former chairman of the board of directors and chief executive officer of Hoechst do Brasil Química e Farmacêutica S.A. (1983 1993). Mr. Sonder holds a degree in chemical engineering and economics from Mackenzie University and specializations obtained in Munich, Germany, and Boston, United States.





**Daniel Feffer.** Mr. Feffer currently serves as vice chairman of our board of directors and as a member of our sustainability and strategy committee. Mr. Feffer also holds the following positions in other companies: (i) chairman of the board of ICC Brasil; (ii) chairman of the board of curators of the Arymax Foundation (Fundação Arymax); (iii) chairman of the directors' committee and vice chairman of the senior board of the Ecofuturo Institute – Future for Sustainable Development (Instituto Ecofuturo – Futuro para o Desenvolvimento Sustentável); (iv) member of the advisory board of IBÁ; (v) member of the board of IEDI – Instituto Econômico para Desenvolvimento Industrial; (vi) founding member of the board of Compromisso Todos Pela Educação; (vii) member of the strategy board of FIESP; (viii) member of the board of MBC – Movimento Brasil Competitivo; (ix) executive member of the board of ICC – Global; and (x) chairman of ITTI – Intelligent Tech & Trade Initiative. Mr. Feffer graduated from Mackenzie Law School and holds specializations from FGV in Brazil; Harvard University, and Massachusetts Institute of Technology (MIT) in the United States; IMD in Switzerland; and London Business School in England (LBS).

**Nildemar Secches.** Mr. Secches currently serves as a member of our board of directors and member of our sustainability and strategy committee since 2008. Mr. Secches also holds the following positions in other companies: (i) vice chairman of the board of directors of WEG S.A.; (ii) vice chairman of the board of directors of Iochpe Maxion S.A. since 1998; (iii) member of the board of directors of Ultrapar Participações S.A. since 2002; and (iv) vice-chief of the board of directors of Iochpe Maxion S.A. He served as a member of the board of directors of Itaú Unibanco between 2002 and 2017. From 1972 to 1990, Mr. Secches worked at BNDES, where he was a director from 1987 to 1990. From 1990 to 1994, Mr. Secches was the managing corporate officer of the Iochpe Maxion Industrial Holding Group and from 1995 to 2008 he was the president of Perdigão S.A., which specializes in the production of food. From 2007 to 2013, Mr. Secches was the chairman of the board of directors of BRFBF - Brasil. He holds an undergraduate degree in mechanical engineering from the University of São Paulo, a graduate degree in finance from the Pontifical Catholic University of Rio de Janeiro and a doctoral degree in economy from UNICAMP (Campinas).

**Rodrigo Kede de Freitas Lima.** Mr. Kede currently serves as a member of our board of directors and audit committee. He is also the chief service officer of IBM in New York and a member of the advisory board of the FDC (Fundação Dom Cabral). Beginning in 1993, Mr. Kede has held the following positions during his time at IBM: (i) chief executive officer of IBM Latin America until 2017, (ii) chief executive officer of IBM Brasil until 2014, (iii) vice chief executive officer of IBM Service Unit – Brazil; global vice chief executive officer of strategy and processing of IBM Brasil; (iv) chief financial officer of IBM Latin America; and (v) chief financial officer for IBM Brasil. Mr. Kede has also served as chief executive officer and a member of the board of directors of TOTVS on 2015. Until 2017, he served as the chairman of the board of directors of the Brazilian Institute of Finance Executives (*Instituto Brasileiro de Executivos Financeiros* – IBEF) and AmCham (American Chamber of Commerce). Mr. Kede holds an undergraduate degree in mechanical and production engineering from the Pontifical Catholic University of Rio de Janeiro and an MBA from Instituto Brasileiro de Mercados de Capital, currently INSPER, and Harvard Business School.

**Maria Priscila Rodini Vansetti Machado.** Mrs. Vansetti currently serves as a member of our board of directors. In 2017, she was appointed global chief strategy and business development officer of Corteva Agrisciences, the agricultural division of DowDuPont. Mrs. Vansetti started at DuPont Brasil in 1981, beginning in the agricultural division and going on to hold leadership positions in the Regulatory, Institutional Relations and Research & Development areas. She transferred to Wilmington, Delaware in 1996, where she specialized in Development and Marketing, and in 2008 she was appointed business director of DuPont Canada. Mrs. Vansetti previously held the following positions: (i) global chief strategic planning officer of DuPont Crop Protection from September 2014 to September 2015; (ii) chief executive officer of DuPont Brasil; and (iii) vice chief executive officer of DuPont Crop Protection for DuPont Brazil and DuPont Latin America. Mrs. Vansetti currently serves as a member of the board of directors of the International Center in Indianapolis, Indiana, and of the Inter American Dialogue, in Washington, D.C. She has also been a member of the following social and cultural organizations: (i) member of the board of directors of AmCham (American Chamber of Commerce); (ii) member of the board of directors of the Brazilian Association of Chemical Industry (Associação Brasileira da Indústria Química – ABIQUIM); (iii) member of the agribusiness board of FIESP; and (iv) member of the board of directors of CropLife Canada. Mrs. Vansetti holds an undergraduate degree in agronomic engineering from Escola Superior de Agricultura “Luiz de Queiróz” of the University of São Paulo (ESALQ/USP) and a specialization in executive management and global strategy leadership from the Wharton School (University of Pennsylvania).

**Ana Paula Pessoa.** Ms. Pessoa currently serves as a member of our board of directors and audit committee. Ms. Pessoa is currently a partner, investor and board chairwoman at Kunumi AI, a leading artificial intelligence start-up in Brazil. She also holds the following positions in other companies: (i) independent board member and member of the audit committee of News Corporation, NY, since 2013, (ii) independent board member and member of the investment and corporate social responsibility committee of Vinci Group, Paris, since 2015, (iii) member of the innovation committee of Credit Suisse AG, Zurich, since 2018, (iv) board member of the board representing IFC at Aegea Saneamento, São Paulo, since 2018, (v) member of Global Advisory Council at Stanford University, California, since 2018, (vi) member of the consulting board of The Nature Conservancy Brazil since 2014, (vii) member of the audit committee for Fundação Roberto Marinho since 2007, and (viii) member of consulting board for Casa FIRJAN since 2018. Ms. Pessoa previously held the following positions: (a) CFO of the Rio 2016 Olympic and Paralympic Games from 2015 to 2017, (b) founder and managing director of Brunswick São Paulo from 2012 to 2015, (c) CFO of Infoglobo Comunicações from 2001 to 2011, and (d) several executive positions at the Globo Organizations since 1993. Additionally, Ms. Pessoa founded and was chair of Neemu Internet, which was sold in 2015 to Linx SA. Ms. Pessoa worked for the World Bank in D.C. and The United Nations Development Programme in New York and Benin, West Africa. Ms. Pessoa holds a bachelor in arts degree in economics and international relations with honors from Stanford University and master in arts degree in development economics also from Stanford University.

**Rodrigo Calvo Galindo.** Mr. Galindo currently serves as a member of our board of directors. Rodrigo Calvo Galindo has been the Chief Executive Officer of COGNA EDUCAÇÃO S.A. since 01.01.2011. He has been managing educational institutions for over 28 years. He was CEO of Kroton Educacional, Director of Operations and Director of College Education at Kroton Educacional, CEO of Grupo Educacional IUNI, Administrative Dean of the University of Cuiabá and responsible for the management, accreditation and implementation of college education institutions in Bahia, Mato Grosso, Amapá, Acre and Rondônia. Rodrigo Calvo Galindo is currently a member of the Board of Directors of Cogna, Burger King Brasil, Clínica SIM and Endeavor and was a member of the Board of Directors of Arezzo.

**Paulo Rogerio Caffarelli.** Mr. Caffarelli currently serves as a member of our board of directors. Graduated in Law at PUC / Curitiba, with specialization in Foreign Trade (FAE / CDE Curitiba) and Law in International Trade (IBEJ Curitiba), he has an MBA in Corporate Law and Finance (FGV / RJ) and a master's degree in Business Management and Economics ( University of Brasilia). Since 11/2018 he is President of Cielo SA. He joined Banco do Brasil in 1995 becoming Vice President of Wholesale, International Business and Private Banking and Capital Markets (BB BI) from 2011 to 2014 and serving as President of BB from 05 / 2016 to 10/2018. He was Executive Secretary at the Ministry of Finance from 02/2014 to 02/2015 and also worked at Companhia Siderúrgica Nacional as Executive Corporate Director. In the last 5 years, he served, for a certain period, on the Board of Directors of the following companies: Banco do Brasil S.A.; Brasilprev; Elo Participações S.A.; Banco Votorantim; CBSS Visavale (Alelo); Valley; Brasilcap Capitalização and Banco Votorantim; he was also a member of the Advisory Board of Febraban – Brazilian Federation of Banks. He is currently a member of the Board of Directors of Cateno Gestão de Contas S.A.

**Hélio Lima Magalhães.** Mr. Magalhães currently serves as a member of our board of directors. Graduated in Electrical Engineering and Computer Science from The George Washington University (Washington DC / USA) and post-graduated in Computer Science from the Pontifical Catholic University of Rio de Janeiro. He is currently Chairman of the Independent Board of Directors of Banco do Brasil SA, appointed by the Ministry of Economy since June 2019, member of the Independent Board of Directors of Eletropaulo Metropolitana Eletricidade de São Paulo SA and Companhia Melhoramentos de São Paulo, and member and ex-President (from 2012 to 2017) of the Board of Directors of the American Chamber of Commerce - AMCHAM Brasil (São Paulo). He served as President of Citibank Brasil (São Paulo) from 2012 to 2017. He was also (i) Member of the Board of Directors of Grupo Melhoramentos, (ii) member of the Board of Directors of IRB RE Brasil from 2017 to 2019, (iii ) Member of the Board of Directors of the Credit Guarantee Fund from 2018 to 2019, (iv) Member of the Board of Directors of the Brazilian Federation of Banks (FEBRABAN) from 2012 to 2017, (v) member of the Board of Directors and member of the Executive Committee of Brasil US Business Council (Washington / US) from 2012 to 2017; (vi) Chairman of the Board of Directors of Elavon do Brasil (Means of Payment Company) from 2014 to 2016.

## Executive Officers

Our executive officers are responsible for executing general business and all related and necessary or advisable measures, except for those matters attributed to our shareholders' meeting or our board of directors, pursuant to applicable law and/or our bylaws. Our executive officers consist of a chief executive officer and four to nine executive officers, each of whom must be a Brazilian resident, with recognized technical and administrative experience. Our executive officers are appointed by our board of directors for one-year term and are eligible for re-election. Currently, our board of executive officers consists of seven executive officers. The following table sets forth selected information regarding the current members of our board of executive officers:

Name	Age	Position	Date of Election	Term of Expiration
Walter Schalka	60	Chief Executive Officer	February 10, 2021	February 10, 2022
Marcelo Feriozzi Bacci	51	Chief Financial Officer and Investor Relations and Legal Director	February 10, 2021	February 10, 2022
Aires Galhardo	43	Executive Officer – Pulp Operation	February 10, 2021	February 10, 2022
Carlos Anibal Fernandes De Almeida Jr	51	Executive Officer – Forestry, Logistics and Procurement	February 10, 2021	February 10, 2022
Leonardo Barretto De Araujo Grimaldi	46	Executive Officer – Commercial Pulp, People & Management	February 10, 2021	February 10, 2022
Christian Orga Orglmeister	47	Executive Officer – New Businesses, Strategy, IT, Digital and Communication	February 10, 2021	February 10, 2022
Fernando de Lellis Garcia Bertolucci	55	Executive Officer – Research & Development	February 10, 2021	February 10, 2022

The following is a summary of the business experience of our current executive officers who are not members of the board of directors or related committees:

**Walter Schalka.** Mr. Schalka is an engineer and graduated from Instituto Tecnológico da Aeronáutica (ITA) and has a post graduate degree in administration from FGV, and executive programs at IMD and Harvard Business School. Mr. Schalka joined us in January 2013 and has served as our chief executive officer since then. Mr. Schalka started his career at Citibank. In 1989, Mr. Schalka joined Dixie-Toga, where he became CEO in 1991, participating in the company's expansion, merger of Toga and Dixie-Lalek in 1995 and transfer of control. In 1997, Mr. Schalka became chairman of Dixie-Toga. In 2005, he joined Grupo Votorantim as president of Votorantim Cimentos, being responsible for their operations in Brazil and 14 other countries.

**Marcelo Feriozzi Bacci.** Mr. Bacci Holds a B.A. in Public Administration from the Getulio Vargas Foundation (FGV) and an MBA from Stanford University Graduate School of Business. Currently he is the Chief Financial and Investor Relations Officer of Suzano Pulp and Paper. He also serves as a member of the Board of Ibema Papelcartão and Veracel. At Suzano, he is responsible for the Treasury, M&A, Credit, Investor Relations, Controllership, Shared Services, Taxes, Planning, Risk Management and Compliance and Procurement departments. He began his career at Unibanco in 1991 and later served as executive officer at Promon, as chief financial officer at Louis Dreyfus Company and as Vice-CEO of Suzano Holding.

**Carlos Anibal de Almeida Jr.** Mr. Almeida currently serves as the executive officer responsible for our pulp commercial and logistics unit. Before Suzano, Mr. Almeida worked for General Electric, where he ultimately held the position of sales general manager for the Latin American division of GE Industrial Systems. Mr. Almeida holds an electrical engineering degree from the Federal University of Minas Gerais and a master's degree in business administration from IBMEC (São Paulo).

**Leonardo Barretto de Araujo Grimaldi.** Mr. Grimaldi currently serves as the executive officer for our paper business unit. Mr. Grimaldi joined us in 2000, having occupied different positions in our Marketing and Commercial areas until he became commercial operating officer in 2011. He is responsible for our global paper sales and has led the *Suzano Mais* initiative. Mr. Grimaldi holds a degree in business administration from FGV and has attended graduate programs at the Wharton School of Business and the Singularity University in Silicon Valley.

**Aires Galhardo.** Mr. Galhardo currently serves as our executive officer for pulp industrial, energy and engineering unit. Mr. Galhardo worked for Fibria Celulose S.A. as their forest manager from 2011 to January 2019. From 2005 to 2011, he was the general manager of forest and manager of forestry logistics at Votorantim Celulose e Papel S.A. and from 2000 to 2005 he was the logistics manager of Companhia de Bebidas das Américas – Ambev.

**Fernando de Lellis Garcia Bertolucci.** Fernando Bertolucci is Chief Technology & Innovation Officer at Suzano, responsible for leading the technological innovation process across the company. He holds a bachelor’s degree in Agronomy Engineering and a master’s degree in Genetic Improvement of Plants from the Federal University of Lavras, Higher School of Agriculture (ESAL/UFLA), and has 31 years of experience in the forestry products industry. He is currently responsible for technological development in the areas of Genetic Improvement, Biotechnology, Forest Management, Process Development, Pulp and Paper Products, Consumer Goods and Biorefinery and Biomaterials. He has a graduate degree and has completed specialization programs in Forest Management (UFLA), Corporate Management (Dom Cabral Foundation), Product Development (University of Cambridge), Strategic Innovation (IMD, Switzerland) and Global Executive Academy (MIT, USA).

**Christian Orglmeister.** Mr. Orglmeister currently serves as our executive officer – people & management. Mr. Orglmeister is responsible for the human resources, communication, strategy, information technology and digital areas. He started his career at Armazéns Gerais Columbia and joined the international consulting Arthur D. Little later. From 2000 to 2002 he worked at the logistics start up Intecom, then joined the operations area of A.T.Kearney. In 2006 he joined The Boston Consulting Group leading people, organization and governance practices and the family business practices on South America. Mr. Orglmeister became the managing director of BCG offices in Brazil in 2015. Since 2016 he is an independent member of our personnel committee. Mr. Orglmeister holds a degree in engineering from FEI, has a post graduate degree from FGV and master’s degree from TRIUM (LSE, HEC, e NYU).

## Fiscal Council

Our fiscal council is a non-permanent corporate body comprised of three members, with an equal number of alternates, in case our shareholders request it to be convened at the annual general shareholders’ meeting. Under our bylaws, the members of our fiscal council must sign, before taking office, a compliance statement in accordance with the *Novo Mercado* rules.

Pursuant to the Brazilian Corporation Law, our fiscal council is independent from our management and our external auditors. In case our fiscal council is installed, members of our fiscal council serve a one-year term that ends at the shareholders’ meeting the year following their election. The fiscal council is primarily responsible for reviewing management’s activities, our audited consolidated financial statements and for reporting its findings to our shareholders.

The following table sets forth the name, position, date of appointment and term expiration for each member of our fiscal council, which has been convened as requested in the annual general shareholders’ meeting held on May 22, 2020:

<b>Name</b>	<b>Age</b>	<b>Position</b>	<b>Date of Election</b>	<b>Term of Expiration (1)</b>
Eraldo Soares Peçanha	69	Member	April 27, 2021	2022
Luiz Augusto Marques Paes	59	Member	April 27, 2021	2022
Rubens Barletta	74	Member	April 27, 2021	2022
Kurt Janos Toth	73	Alternate	April 27, 2021	2022
Roberto Figueiredo Mello	72	Alternate	April 27, 2021	2022
Luiz Gonzaga Ramos Schubert	84	Alternate	April 27, 2021	2022

- (1) The term of the mandates of the members of our fiscal council shall terminate on the date of our annual general shareholders’ meeting in charge of evaluating our audited consolidated financial statements for the year ended December 31, 2021.

The following is a summary of the business experience of the current members of our fiscal council:

**Eraldo Soares Peçanha.** Mr. Peçanha currently serves as a member of our fiscal council. Mr. Peçanha has previously held the following positions in other companies: (i) internal audit and controller manager of Aracruz Celulose S.A. (1974 to 1996); (ii) controlling company and computing director of CSN Cia. Siderúrgica Nacional (1996-2003); (iii) controlling officer and executive director of corporate governance of Embratel SA (2003-2008); and (iv) executive director of customer services of Icatu Seguros S.A. (2008-2011). He is permanent member at Cadam S.A. since January 2017 and was at Vale, Net Serviços de Comunicação, Ideiasnet and JBS (December 2016 to a September 2017) and is also an alternate member at CCR, Tupy e Ouro Fino Saúde Animal, Ferrovia Centro Atlântica, Itá Energética e Officer Distribuidora Prod. Tecnologia. Since November 2018 he is member of the executive board of My News Channel. Since 2012, he has been working as a consultant in the fields of corporate governance, controlling and processes and accounting and financial systems. Mr. Peçanha holds a degree in accounting and business administration from Cândido Mendes University.

**Luiz Augusto Marques Paes.** Mr. Paes has been a permanent member of our fiscal council since 1991. He is the managing partner of Paes e Colauto – Sociedade de Advogados, where he provides legal advice and tax and corporate consulting. Mr. Paes is also a permanent member of the fiscal council of JSL S.A., Movida Participações S.A. and Cyrela Brazil Realty S.A. Empreendimentos e Participações. Mr. Paes holds a law degree from the University of São Paulo.

**Rubens Barletta.** Mr. Barletta is a permanent member of our fiscal council. Mr. Barletta is also a permanent member of the fiscal councils of the following companies: (i) Banco Alfa de Investimento S.A.; and (ii) Alfa Holdings S.A. From 1999 to 2010 he served as a permanent member of the fiscal council of Financeira Alfa S.A. – Crédito, Financiamento e Investimentos. Mr. Barletta has been a partner at Barletta, Schubert e Luiz Sociedade de Advogados, a firm specializing in private law, since 2009. From 1961 to 2008 he was an employee, intern and then partner at Escritório de Advocacia Augusto Lima S.C. Mr. Barletta holds a law degree from São Bernardo do Campo Law School.

**Kurt Janos Toth.** Mr. Toth currently serves as an alternate member of our fiscal council. Mr. Toth previously enjoyed a long tenure at BNDES, having occupied the following positions: (i) economist in the Internal Control Department (2006-2008); (ii) chief of the Credit Department (1988-2006); (iii) chief of the Industrial Projects Department – Capital Assets and Traditional Industries (1984-1986); (iv) manager of the Industrial Projects Department – Capital Assets and Traditional Industries (1978-1984); (v) economist in the Industrial Projects Department – Capital Assets and Traditional Industries (1973-1978); and intern (1971-1973). Mr. Toth is a permanent member of the fiscal councils of Tupy S.A. since 2017 and Brasileira Participações S.A. since 2018. He has served as member of the fiscal councils of the following companies: (a) Eletropaulo Metropolitana Eletricidade de São Paulo S.A. (2015-2017); (b): AES Tietê S.A. (2008-2015); (c) AES Elpa S.A. (2012-2014); (d) Eletropaulo Comunicações Ltda. (2010-2011); (e) AES Communications Rio de Janeiro S.A. (2010-2011); (f) Centrais Elétricas Brasileiras S.A. – ELETROBRÁS (2003-2006); and (g) Companhia Vale do Rio Doce (1993/1994). Mr. Toth holds a degree in economics from the Universidade Federal Fluminense and post graduate degree from Pontifícia Universidade Católica – Rio de Janeiro.

**Roberto Figueiredo Mello.** Mr. Mello currently serves as an alternate member of our fiscal council and has been a partner at Pacaembu Serviços e Participações Ltda. since 1988. Mr. Mello has been a member of the fiscal council of Barclay's Bank (1995-2002), an officer of Vocal Comércio Veículos Ltda. (1989-1998) and an officer of SPP – Nemo S.A. Coml. Exportadora (1986-1998). Mr. Mello holds a degree in law from the University of São Paulo.

**Luiz Gonzaga Ramos Schubert.** Mr. Schubert currently serves as an alternate member of our fiscal council. He is also a permanent member of the fiscal council of Financeira Alfa S.A. – Crédito, Financiamento e Investimentos and an alternate member of the fiscal council of Consórcio Alfa de Administração S.A. From 1999 to 2010, he held the position of permanent member of the fiscal council of Bank Alfa de Investimento S.A. Mr. Schubert is a partner at Barleta e Schubert Sociedade de Advogados, a firm specializing in private law, since 2009. From 1972 to March 2009, Mr. Schubert participated as an intern and then a member of the Law Offices of Augusto Lima S.C. Mr. Schubert holds a law degree from São Bernardo do Campo Law School.

## Audit Committee

In 2011, the CVM approved an Instruction (No. 509/2011) governing the *comitê de auditoria estatutário* (statutory audit committee), an audit committee established under the bylaws of the issuer and subject to certain requirements under the CVM rules. Effective January 2018, the B3 listing rules for its *Novo Mercado* segment require that a company listed on the *Novo Mercado* (such as ours) create and implement an audit committee in accordance with the CVM rules. The *Novo Mercado* segment of B3 is a premium listing segment for Brazilian companies that meet the highest standards of corporate governance. For further information on the *Novo Mercado* listing segment, see Item 9. “The Offer and Listing–Markets–São Paulo Stock Exchange Corporate Governance Standards.”





On April 1, 2019, our shareholders approved an amendment to our bylaws requiring us to establish a statutory audit committee in accordance with CVM Instruction No. 509/2011. Our statutory audit committee is an advisory committee of our board of directors, and provides assistance in matters involving our accounting, internal controls, financial reporting and compliance. Our statutory audit committee also recommends the appointment of our independent auditors to our board of directors and evaluates the effectiveness of our internal financial and legal compliance controls. According to CVM Instruction No. 509/2011, our statutory audit committee must have at least three members, and not more than five members, which must be independent in accordance with the independence requirements of the CVM and at least one of whom must have recognized experience in corporate accounting. Additionally, CVM Instruction No. 509/2011 and the B3 *Novo Mercado* listing rules both require that at least one member of the audit committee be a board member, but they permit the appointment of other members who are not members of the board of directors provided such other members meet the independence requirements of the CVM. Our bylaws expressly require that our statutory audit committee consist of one or more persons who are members of our board of directors and one or more persons who are not members of our board of directors.

Our statutory audit committee is not equivalent to or comparable with a U.S. audit committee. Pursuant to Exchange Act Rule 10A-3(c)(3), which provides for an exemption under the rules of the U.S. Securities and Exchange Commission, or SEC, regarding the audit committees of listed companies, a foreign private issuer is not required to have an audit committee equivalent to or comparable with a U.S. audit committee if the foreign private issuer has a body established and selected pursuant to home country legal or listing provisions expressly requiring or permitting such a body, and if the body meets the requirements that (i) it be separate from the full board, (ii) its members not be elected by management, (iii) no executive officer be a member of the body, and (iv) home country legal or listing provisions set forth standards for the independence of the members of the body. We believe that our statutory audit committee complies with these requirements, and we rely on the exemption provided by Rule 10A-3(c)(3) under the Exchange Act. The following table sets forth the name, position, date of appointment and term expiration for each of the members of our audit committee:

<b>Name</b>	<b>Position</b>	<b>Date of Election</b>	<b>Term Expiration</b>
Ana Paula Pessoa	Chairperson	April 29, 2019	2021
Carlos Biedermann	Financial Expert	April 29, 2019	2021
Marcelo Moses de Oliveira Lyrio	Member	April 29, 2019	2021
Rodrigo Kede de Freitas Lima	Member	April 29, 2019	2021

The following is a summary of the business experience of the current members of our audit committee who are not members of our board of directors:

**Carlos Biedermann.** Mr. Biedermann currently serves as a member of our audit committee. Mr. Biedermann holds a B.A. in Business Administration and a B.A. in Public Administration from the Federal University of Rio Grande do Sul (UFRGS) and a graduate degree in Capital Markets from the Getulio Vargas Foundation (FGV). Currently he is (i) a member of our audit committee; (ii) a member of the audit committee of the Algar Group, a Brazilian holding company whose core business is information technology and telecommunications, agribusiness, construction, services and tourism; (iii) coordinator of the audit committee of the Cornélio Brennand Group, which operates in the real estate development, energy, glass and cement industries; (iv) a member of the audit committee of Grupo Solar, a manufacturing branch of the Coca-Cola System in Brazil; (v) a member of the board of the American Chamber of Commerce (AmCham) of Rio Grande do Sul; of the Association of Marketing and Sales Executives of Brazil (ADVB), and of Agenda 2020; (vi) chairman of the deliberative board of Grêmio FBPA; (vii) a member of the Advisory Board of Lojas Lebes; (viii) a member of the Audit Committee of Moinho Paulista S.A.; and (ix) a member of the board of directors of Maiojama. Previously, Mr. Biedermann was (a) a lead partner of PricewaterhouseCoopers (PwC) from 2002 to 2015; (b) chairman of the audit committee for five years and vice-president from 2013 to 2014 of the Brazilian Corporate Governance Institute (IBGC), a non-profit organization that works to promote best corporate governance practices; (c) a member of the board of directors for six years and director for two years of the Young Presidents Organization (YPO/WPO), a global network of executive officers; (d) the first independent member of the board of directors of Calçados Azaleia, a Brazilian footwear company; (e) a member of the administrative board for 15 years of Santa Casa de Misericórdia de Porto Alegre, a group of seven hospitals of various specialties located in Porto Alegre, Rio Grande do Sul; (f) a member of the audit committee of BB Seguridade, a Brazilian insurer of Banco do Brasil engaged in insurance products, private pension plans, capitalization and brokerage services; (g) a member of the board of directors of Valmont, a company operating in the agribusiness sector; and (h) chairman of the board of Porto Alegre Health Care, a non-profit group composed of public and private players focused on promoting the city of Porto Alegre and medical tourism.



**Marcelo Moses de Oliveira Lyrio.** Mr. Lyrio currently serves as a member of our audit committee. He has served as the chairman of the board of directors of Braskem S.A since April 2018, and is a founding partner of Prêncipio Assessoria Empresarial. Mr. Lyrio was a partner and co-founder of Signatura Lazard and Managing Director (MD) for Lazard in Brazil from 2004 to 2016, during which he worked as an advisor to large Brazilian and foreign business groups in connection with their local and international investments. Prior to Lazard, he worked from 1990 to 2004 at ING Bank and ING Barings in several areas of the institution, including as President for ING Brazil from 2001 through 2004. Mr. Lyrio holds a degree in economic sciences from the Pontifical Catholic University - PUC of Rio de Janeiro.

As of April 23, 2021, the members of our audit committee, on an individual basis and as a group, directly owned less than 1.0% of our common shares.

## B. Compensation

Aggregate compensation for the members of our board of directors and our executive officers is determined annually at our shareholders' meeting, in accordance with our bylaws. Our board of directors is responsible for the distribution of such amount between its members and the members of our board of executive officers. Our shareholders' meeting held on April 18, 2019 approved the global compensation for the members of our board of directors, fiscal council and board of executive officers for the fiscal year of 2019 in the amount of up to R\$150 million.

For the years ended December 31, 2020, 2019, and 2018, the aggregate compensation of all of our directors, officers and members of our fiscal council was R\$133.7 million, R\$93.2 million and R\$119.2 million, respectively, which includes bonuses in the aggregate amount of R\$10.7 million, R\$6.7 million and R\$33.0 million, respectively. In addition, for 2020, 2019 and 2018 we paid an aggregate of R\$0.522 million, R\$0.516 million and R\$0.415 million into our pension plan on behalf of our directors.

Information on elements of compensation for the year ended December 31, 2020 is detailed in the table below (the percentages reflect the percentage of total remuneration represented by the category)

Elements of Remuneration	Board of Directors	Board of Executive Officers (Statutory)	Fiscal Council
Fixed Remuneration	83.0%	19.7%	83.3%
Benefits	0.2%	0.7%	0.0%
Social Contribution	16.8%	4.3%	16.7%
Variable Remuneration	0.0%	9.4%	0.0%
Long Term Incentive Plan	0.0%	65.9%	0.0%
<b>TOTAL</b>	<b>100.0%</b>	<b>100.0%</b>	<b>100.0%</b>

In addition to receiving a fixed salary, our entire board of executive officers participate in a profit-sharing program based on the achievement of certain personal and corporate goals. We also provide the following benefits, among others, to certain members of our board of directors and our entire board of executive officers: life insurance, health care plans, dental care, meal vouchers, transport, payroll loans and private pension plans. In addition to the benefits, we offer our management team long-term incentive programs. A quick overview of such programs follows below.

### Phantom Shares Plan

Our phantom shares plan is settled in cash and based on the market price of our shares. We grant the phantom shares in addition to the salaries of beneficiaries. The phantom shares vest within three years of working at Suzano and, after such period they can be redeemed by the beneficiary at an exercise price corresponding to a given percentage over the average market price of our shares at closing in the 90 trading days prior to the exercise date.

Phantom shares are granted to the eligible beneficiaries in accordance with general conditions established in specific regulations managed by the (non-statutory) people committee, under the guidelines and conditions defined thereby. Every year, the people committee establishes the corporate performance indicators (condition for acquisition) which, if achieved, entitle beneficiaries to receive phantom shares.

Annually, if certain performance targets are met, our main executives and certain non-executive employees who are beneficiaries are granted “phantom shares” in an amount determined by dividing the number of salaries paid and the arithmetic mean of the closing prices of our shares in the last 90 trading sessions. The number of salaries paid is determined based on (i) the achievement of targets; and (ii) the discretionary quantities attributed by the people committee with regard to the level of achievement of the corporate indicators.

After they are granted, the phantom shares may be redeemed in cash by the beneficiaries provided they fulfill the stipulated vesting period (3 years at the Company).

## **Stock Option Plan**

On August 29, 2008, our shareholders approved our stock option plan, establishing the main terms regarding stock options for the acquisition of our class A preferred shares for our officers, directors and other employees. The terms and conditions to grant such stock options were approved by the board of directors, assisted by a special committee. The options granted under such plan may not exceed 2% of our paid-in capital stock.

On January 18, 2013, 9 million stock options were granted, divided into five tranches of 1,800,000 options each. The vesting period for each of the tranches depends on the performance of the beneficiary during the vesting period, meaning that such vesting period can be anticipated if the relevant performance goals are achieved.

The options were vested as follows: (i) the first tranche was vested within 24 months, and could have been reduced to 12 months; (ii) the second tranche was vested within 36 months, and could have been vesting reduced to 24 months; (iii) the third tranche was vested within 60 months, and could have been vesting reduced to 36 months; (iv) the fourth tranche was vested within 72 months, and could have been vesting reduced to 48 months; and (v) the fifth tranche is vested within 84 months, and could have been vesting reduced to 60 months. Once the options were vested, the beneficiary had 90 days to exercise the options. As the goals were reached, the fifth tranche was anticipated from 84 months to 60 months as provided in the related agreement.

On January 1, 2018, we established a restricted shares plan based on our performance. The plan associated the number of restricted shares granted to our performance in relation to the ROIC goal. The size of the restricted stock grant was defined in financial terms and is subsequently converted into shares based on the last 60 pre-announcements on December 31 of our shares at the B3. The target was reached, and the shares will be transferred after the applicable 36-month lock-up period.

On January 1, 2019, we established a new restricted shares plan based on our performance, which associated the number of restricted shares granted to our performance in relation to our EBITDA goal. The size of the restricted stock grant was defined in financial terms and is subsequently converted into shares based on the last 60 pre-announcements on December 31 of our shares at the B3. The target was not achieved.

On January 1, 2020, we established a new restricted shares plan based on our performance, which associated the number of restricted shares granted to our performance in relation to our OCG (Operating Cash Generation). The size of the restricted stock grant was defined in financial terms and is subsequently converted into shares based on the last 60 pre-announcements on December 31 of our shares at the B3. The target was reached, and the shares will be transferred after the applicable 36-month lock-up period.

At the end of the vesting period, this strategic financial metric is evaluated and the number of shares acquired is determined. However, the beneficiaries must comply with a lockup period of 36 months, during which they are able to negotiate the shares in the market. If beneficiaries leave Suzano before the end of the reference fiscal year for the measurement of Operating Cash Generation (OCG), they will lose the right to the next grant of restricted shares.

## Share Appreciation Rights Plan

Since 2014, we make available to certain of our executives and employees a Share Appreciation Rights Plan, under which the payment, in cash, is linked to the price of our shares and, for a group of executives, is also linked to the performance of our shares in relation to our competitors. The difference between this plan and the phantom shares plan is the fact that there is a minimum appreciation requirement for vesting.

The options have an exercise price (or minimum level of share appreciation) that represents the average of the last 90 trading days prior to the grant date. The plan is composed of one tranche with a vesting period ending three years after the grant and maturing six months after the end of the vesting period. After 5 years, the options are exercised automatically.

The beneficiary is invited to participate in the plan. The acceptance by the beneficiary requires the investment of an amount equivalent to 5% of the grant at the date of the grant, and 20% at the end of the vesting period, which must be deposited in our bank account.

The beneficiary's gain varies depending on the performance of our shares and may vary up to 25% more depending of the relative performance of our shares and the competing shares. This percentage is calculated based on our performance for the relevant period in comparison with our competitors' performance and may vary between 75% and 125%.

## Maximum, Minimum and Average Individual Remuneration of our Board of Directors, Board of Executive Officers and Fiscal Council

Year 2020	Number of Members	Number of Remunerated Members	Highest Remuneration (in reais)	Lowest Remuneration (in reais)	Average Remuneration (in reais)
Board of Directors	9.58	9.58	8,247,042.26	960,004.80	1,965,928.69
Board of Executive Officers	8	8	22,112,160.86	6,071,057.78	14,241,022.26
Fiscal Council	3	3	317,280.00	317,280.00	317,280.00

### Note on Calculations:

- The average annual remuneration of each body was calculated by dividing the total amount of annual compensation (fixed, variable and indirect benefits, including social contribution) for each body by the number of remunerated members in the respective body.
- The lowest annual individual remuneration (fixed, variable and indirect benefits, including social contribution) of each body excludes all members of the respective body who have held the position for less than 12 months.
- The highest annual individual remuneration (fixed, variable and indirect benefits, including social contribution) of each body makes no exclusions, considering all remuneration received by the respective member for functions exercised in the last 12 months.

## Employee compensation policies

### Policy on salaries and variable compensation

The Company ensures a competitive compensation policy, conducting an annual survey of positions and salaries among the biggest and best companies in diverse various segments, at its discretion. The compensation consists of a fixed monthly salary, which is related to the level of complexity of the position, and an annual share in the Company's results through the variable compensation program.

The variable compensation program mostly aims at leveraging business and results, encouraging employees to effectively contribute to the Company's growth, strengthening the commitment to sustainable results, while making the short- and long-term visions compatible, enabling that the Company's growth results in a financial compensation, as well as retaining employees.

### Short-Term Variable Compensation Programs

We have two variable compensation programs based on the definition of group and individual targets. These targets are cascaded across all hierarchical levels.



## *Long-Term Variable Compensation Programs*

We have share-based compensation plans for certain non-management employees within our two Long-Term Incentive (LTI) plans linked to the price our stock, paid in local currency. These are the Phantom Shares Plan and the Share Appreciation Right (SAR) plan, described above. Both plans depend on the stock price, and the SAR plan also depends on the performance of our shares in relation to our main competitors.

On November 10, 2017, we migrated our class “A” preferred shares (SUZB5) to common shares (SUZB3). Since then, our common shares have become the underlying asset of our LTI plans.

### **Benefits policy**

Below is a list of some of the benefits offered to employees:

**Dental Care:** we offer dental care to employees from certain units, which also covers their dependents. At the Mucuri unit, the benefit also covers the parents of employees.

**Health Insurance Plan:** we offer medical assistance to employees through health insurance plans managed by third-parties, according to the relevant work location. Employees, their dependents (i.e., spouse or partner, children younger than 21 and single, children younger than 24 who are students, and children with disabilities in any age) and interns are entitled to health insurance. The health insurance offered by us has a copayment model, i.e., the employee copays a percentage of the costs of medical procedures, following the rules of the insurance plan and applicable regulations. No monthly fixed contribution is paid. There is an accredited network in all locations to serve employees and their dependents. In addition, employees are entitled to reimbursement of expenses incurred at non-accredited locations, in accordance with the rules of the plan.

**Meal Voucher:** Credit provided on the last business day of each month, to a prepaid meal card, at locations that do not have a cafeteria.

**Cafeteria:** Outsourced restaurants that offer meals at manufacturing units, distribution centers and logistic centers (breakfast, lunch, dinner and supper).

**Food Voucher:** Credit provided on the last business day of each month, to a prepaid food card.

**Transportation Voucher:** Benefit intended to cover expenses with daily commute to and from work.

**Christmas Basket:** All employees are eligible for this benefit, which is delivered in December through a prepaid Christmas card.

**Toy and/or Toy Check:** All employees with children aged up to 12 years are entitled to this benefit. Employees receive a prepaid toy card, which is always delivered in December.

**Studying is Growing Program:** In partnership with employees who are parents, this benefit aims to improve the academic performance of their children through cash prizes to students who obtain good grades at the end of the academic year. These prizes are paid in accordance with predefined criteria and analysis of the student’s report card by the 1st quarter of the subsequent year, and are deposited into the employee’s account.

**School Supplies Kit:** Every year, we deliver school supplies to the children of employees, according to the level enrolled. Employees’ children older than 5 (completed by January 31 of a given year) who are in pre-school, primary or secondary education are eligible for this benefit.

**Child Care Assistance:** Benefit envisaged in the collective bargaining agreement, by which expenses with day care or babysitter services are reimbursed. All female employees who are mothers, male employees who are widowers or legally separated and who hold custody of their children aged 0 to 72 months (depending on the location where the employee works) are entitled to this benefit. The benefit amount is credited to the employee’s payroll. For this, the employee must submit monthly proof of the expenses to the HR department at their unit and there is no deductible.

**Allowance for Child with Disability:** This benefit is envisaged in the collective bargaining agreement, by which expenses with specialized treatment and education of employees' children with disabilities are reimbursed. All employees who have children with disabilities or who hold legal custody of a person with disabilities are entitled to this benefit. The benefit is granted upon submission of the respective medical certificate attesting to the disability. The benefit amount is credited in the payroll and the employee must submit monthly proof of expenses to the HR department at the unit. There is no age limit for dependents to receive this benefit. There is no deductible for the employee.

**Tribute for Time of Service:** At the end of each year, employees completing their 10, 20, 30 and 40 –year anniversary of service at Suzano are honored. Watches and certificates are offered according to their time with us.

**Life Insurance:** This benefit insures the employee and their dependents in case of death and/or disability. The amount insured corresponds to 36 times the employee's salary (capped at R\$1.2 million).

**Payroll Loans:** This benefit is offered to active employees and is governed by the Brazilian Labor Code (CLT) (employees on INSS leave, interns and contractors are not eligible). To obtain the benefit, employees must have been working at the Company for at least six months. The loan is repayable in up to 36 months with a maximum monthly installment up to 30% of available compensation. Total deductions (including the loan installment, to be deducted from payroll) cannot exceed 40% of available compensation.

**Private Pension Plan:** Suzano Prev is our supplementary pension plan, managed by BrasilPrev. All employees aged between 14 and 89 are entitled to this benefit.

### C. Board Practices

Our board of directors meets at least four times per year and whenever necessary, according to our interest or when called by its chairman or by the majority of its members. Our board of directors is responsible for, among other things, establishing our general business policies and for electing our executive officers and supervising their activities. Our board of executive officers meets periodically to review our production, commercial and financial operations. Our board of directors and our board of executive officers is governed by each of their respective internal rules, which have been approved by our board of directors in 2019 and 2018, respectively. These rules set forth the structure and functioning, as well as rights and obligations of the members of our board of directors and board of executive officers.

According to the Brazilian Corporation Law and our by-laws, the members of our board of directors are elected by the holders of our common shares at the general shareholders meeting. The members of our board of directors serve two-year terms. In May 2020, the sitting and alternate members of our board of directors were elected to serve a two-year mandate starting on May 22, 2020. In February 2021 the members of our board of executive officers, were elected to serve a one-year mandate starting on February 10, 2021.

### D. Employees

As of December 31, 2020, we employed a total of 15,653 employees (Suzano + Portocel + Ecofuturo + Futuragene + 50% Veracel), distributed as follows:

	<b>As of December 31, 2020</b>
Management	1,111
Specialists/Engineers	58
Administrative	3,807
Operations	10,678
<b>Total</b>	<b>15,653</b>

The increase in the number of employees (1,119 people) compared to 2019 results from the recomposition of the workforce in forestry operations and the internalization of outsourced employees in the area of industrial maintenance.

On December 31, 2020, 22,672 workers (Suzano = 21,508 + 50% Veracel = 1,164) employed by outsourced subcontractors and service providers were used. This scenario represents a 5,6% reduction in outsourced subcontractors and service providers compared to the previous year, equivalent to a reduction of 1337 employees. The workforce is mostly allocated in forestry operations and logistics with 42% of workers, followed by 32% of workers distributed in industrial operations and 26% of workers in support and administrative activities.





In the years of 2020, 2019 and 2018, the number of accidents in our facilities were 146, 195 and 103, respectively.

Our relationship with our employees is subject to the terms and conditions set forth in each of the collective labor agreements executed by us with the local unions to which our employees belong.

**E. Share Ownership**

As of April 23, 2021 the members of our board of directors and our executive officers, other than members of the Feffer family, as a group, directly owned less than 1.0% of our common shares. See Item 7. “Major Shareholders and Related Party Transactions.”

## ITEM 7. MAJOR SHAREHOLDERS AND RELATED PARTY TRANSACTIONS

### A. Major Shareholders

As of April 23, 2021, our capital stock fully subscribed and paid in was [R\$9,235.5 million] divided into [1,361,263,584] common shares.

The table below presents certain information as of April 23, 2021, regarding (i) any person known to us as the owner of 5% or more of our outstanding common stock, (ii) total amount of the common stock owned by the members of our board of directors, executive officers and fiscal council; and (iii) total amount of the common stock owned by our related parties.

Shareholder	Number of Common Shares	Total Capital (%)
Suzano Holding S.A (1)	367,612,329	27.0%
David Feffer	53,443,764	3.9%
Daniel Feffer	48,077,095	3.5%
Ruben Feffer	46,856,578	3.4%
Jorge Feffer	46,432,360	3.4%
Alden Fundo de Investimento em Ações	26,154,744	1.9%
Other Related Parties (2)	30,137,921	2.2%
Board of Directors, Executive Officers and Fiscal Council	3,727,508	0.3%
<i>(Other Shareholders) Public Float:</i>	726,779,281	53.4%
Treasury Shares	12,042,004	0.9%
<b>Total</b>	<b>1,361,263,584</b>	<b>100.0%</b>

- (1) The controlling shareholders of Suzano Holding S.A. are David Feffer, Daniel Feffer, Jorge Feffer and Ruben Feffer.
- (2) Includes other relatives of the Feffer family.

In addition, as of April 23, 2021, 3.3% of our common shares were held in the form of ADSs. Our major shareholders do not have different voting rights from other shareholders.

### Shareholders' Agreements

#### *Feffer Voting Agreement*

David Feffer, Daniel Feffer, Jorge Feffer, Ruben Feffer, Suzano Holding S.A. and Alden Fundo de Investimento em Ações (“Fundo Alden”), as well as their stocks, their successors and permitted assignees, as the case may be, are parties to a voting agreement dated September 28, 2017 relating to their respective stakes in our company. The voting agreement became effective on November 10, 2017 and shall be in force for an initial 10-year term, which will be automatically renewed for another 10-year period unless any shareholder provides notice of non-renewal two years prior to the initial expiration. The voting agreement (a) will terminate automatically if the shareholders' agreement of Suzano Holding is terminated, and (b) may be terminated at any time by any two of David Feffer, Daniel Feffer, Jorge Feffer, Ruben Feffer and any of their successors or permitted assignees. The shareholders' agreement Suzano Holding was entered into on September 28, 2017 and similarly will be in force for an initial 10-year term, which will automatically renew for another 10-year term unless a shareholder provides notice of non-renewal two years prior to the initial expiration.

Pursuant to the voting agreement, the parties are required to vote as a block at our shareholders' meetings. Prior to each of our shareholders' meetings, the parties are required to hold a meeting to determine the vote to be cast by each party with respect to all matters submitted for voting at such shareholders' meeting. Each party is entitled to one vote at such preliminary meetings, and decisions are taken by vote of the majority of the shares bound by the agreement.

#### *Feffer Stock Transfer Agreement*

David Feffer, Daniel Feffer, Jorge Feffer and Ruben Feffer are parties to a stock transfer agreement dated as of, and effective on, September 28, 2017, which will be in force for an initial 10-year term, to be automatically renewed for an additional 10-year period unless any party provides notice of non- renewal during the year prior to the year of expiration.

Pursuant to the stock transfer agreement, each party and its successors agrees to not transfer, sell, assign or encumber shares subject to the stock transfer agreement (including through market transactions on an exchange), subject to certain exceptions, without the prior written consent of the other parties.

The stock transfer agreement also includes customary rights of first offer and rights of first refusal to all parties in the event of a sale or transfer of one of the parties. Moreover, the stock transfer agreement prohibits the transfer of shares to a third party that, directly or indirectly, engages in a competing activity, or that presents a common interest with whom engages in a competing activity, in each case with respect to our company.

## B. Related-Party Transactions

For transactions with related parties, we shall observe the usual market prices and conditions, as well as the corporate governance practices adopted by us and those recommended and/or required by the legislation.

### Transactions with Suzano Holding S.A.

The transactions with our controlling shareholder, Suzano Holding S.A, in the year ended December 31, 2020, totaled R\$5.0 million, mainly related to administrative expenses sharing and, to a lesser extent, to guarantees provided by Suzano Holding S.A.

### Other transactions

We are currently engaged in commercial pulp transactions with Ibema Companhia Brasileira de Papel (“Ibema”) that is a joint venture between us and Ibema Participações S.A. (“Ibemapar”) concluded in January 2016. Currently, we hold 49.9% of Ibema’s share capital and Ibemapar holds the remaining 50.1%. In the year ended December 31, 2020, 2019 and 2018, our net revenues from these transactions was R\$117.3 million, R\$111.3 million and R\$107.3 million, respectively.

We also enter into expense sharing with certain other parties controlled by some of our controlling shareholders in the ordinary course of business.

## C. Interests of Experts and Counsel

Not applicable.

## ITEM 8. FINANCIAL INFORMATION

### A. Consolidated Statements and Other Financial Information

See Item 18. “Financial Statements.”

### Legal Proceedings

We are currently party to numerous legal proceedings in Brazil relating to civil, administrative, tax, labor, environmental and corporate issues arising in the normal course of our business. Our audited consolidated financial statements only include provisions for probable and reasonably estimable losses and expenses we may incur in connection with pending proceedings. The roll forward of provisions according to the nature of each lawsuit is set forth below:

		<b>December 31,</b>		<b>December 31,</b>
		<b>2020</b>		<b>2019</b>
	<b>Judicial deposits</b>	<b>Provision</b>	<b>Provision, net</b>	<b>Provision, net</b>
		<i>(in thousands of R\$)</i>		
Tax	(135,641)	2,984,230	2,848,589	3,052,370
Labor	(57,780)	217,180	159,400	176,675
Civil	(3,495)	251,461	247,966	283,432
	<u>(196,916)</u>	<u>3,452,871</u>	<u>3,255,955</u>	<u>3,512,477</u>

Although the amounts of any liability that could arise against us with respect to these actions cannot be accurately predicted, in our opinion, except as described below, such actions, if decided adversely to us, would not, individually or in the aggregate, have a material adverse effect on our financial condition. The amount of the legal cases assessed as reasonably possible, as of December 31, 2020, is R\$7,145.1 million for tax proceedings, R\$264.0 million for labor proceedings and R\$3,068.9 million for civil proceedings.

## Tax Proceedings

As of December 31, 2020, we were involved as the defendant in approximately 51 administrative and judicial proceedings of tax and welfare nature, which likelihood of loss is probable, involving a plurality of taxes, such as corporate income tax (“IRPJ”), social contribution on net income (“CSLL”), retained income tax (“IRRF”), social integration program (“PIS”), social contribution on revenue (“COFINS”), tax on industrialized products (“IPI”), social contribution, tax on rural real estate (“ITR”), value added tax on goods and services (“ICMS”), tax on services (“ISS”) and real estate tax (“IPTU”).

As of December 31, 2020, we had provisions, net of judicial deposits, of R\$2,848.6 million related to tax claims for which our legal counsel considers that the likelihood of loss is probable. In addition, the total amount related to proceedings in which we are defendants, and for which our legal counsel considers the likelihood of loss possible, is R\$7,145.1 million. As of December 31, 2020, we had no provision accrued for claims which likelihood of loss is possible.

The remaining tax and welfare proceedings refer to other taxes, such as social contribution, IRPJ, CSLL, ITR, ICMS, ISS, IRRF, PIS and COFINS, mainly due to divergences on the interpretation of applicable tax rules and ancillary tax obligations.

We list below our liabilities (i) individually classified as possible losses deemed relevant by us or (ii) which updated value involves, individually, an amount higher than R\$100 million:

*Tax Assessment – IRPJ/CSLL – exchange of industrial and forestry assets:* In December 2012, a tax assessment was issued by the Brazilian Federal Revenue (“RFB”) against us, with respect to IRPJ and CSLL under the allegation that there was no taxed capital gain in February 2007, when we finalized an exchange of industrial and forestry assets with International Paper.

In January 2016, the Tax Federal Administrative Court (“CARF”) rejected the appeal filed by us. The appeal was rejected as per the casting vote of CARF’s President. After notification of the decision, in May 2016, since no new appeal at the administrative level is permitted, we filed a complaint with the judicial courts and are currently awaiting the defendant’s response (Brazilian federal government). We presented judicial guarantee, which was accepted. We continued not provisioning this matter, given that, based on the opinion of our internal and external legal counsel, the likelihood of loss is possible. In the year ended December 31, 2020 the amount is R\$2,296.0 million (R\$2,251.5 million as of December 31, 2019).

*Tax Assessment – IRPJ/CSLL – disallowance of depreciation, amortization and depletion expenses – 2010:* In December 2015, a tax assessment was issued by the RFB against us, with respect to IRPJ and CSLL. The main argument of the assessment is the non-deductibility of depreciation, amortization and depletion expenses, during the fiscal year of 2010.

- (i) We filed an administrative appeal, which was judged partially valid. We filed an appeal against this decision in November 2017. On October 16, 2018, the trial was converted into diligence, through resolution n. 1402-000723. Currently, the resolution is expected to be formalized. In the year ended December 31, 2020 the amount is R\$712.5 million (R\$695.7 million as of December 31, 2019).

*IRPJ/CSLL – partial approval – 1997:* we requested approval to offset 1997 tax losses with amounts owed to the tax authorities. In March 2009, the authorities approved only R\$83.0 million, which generated a difference of R\$51.0 million. We are still awaiting the conclusion of the analysis of the credits discussed at the administrative level following a favorable decision of CARF in August 2019, which granted the Voluntary Appeal filed by us. For the remaining credit, we

- (ii) have appealed the rejection of the tax credits and obtained a partially favorable decision and the final decision is under discussion in the judicial level. Shortly after, an appeal was filed, which was judged in session, determining the conversion of the trial in diligence. On November 6, 2018, a decision was filed reinforcing the tax authorities’ conclusion at the first approval and our arguments. In the year ended December 31, 2020 the amount is R\$104.9 million (R\$254.1 million as of December 31, 2019).

*Tax Incentive — Agency for the Development of the Northeastern Brazil (ADENE):* in 2002 the RFB granted our request to benefit from reductions in corporate income tax and nonrefundable surcharges calculated on operating profits (as defined) for Aracruz facilities A and B (period from 2003 to 2013) and plant C (period from 2003 to 2012), when the qualification reports for the tax reductions are approved by SUDENE. In 2004, we were served an Official Notice by the liquidator of the former Superintendence for the Development of the Northeast (“SUDENE”), who reported that the right to use the

(iii) benefit previously granted is unfounded and would be cancelled. In 2005, the RFB served us an assessment notice requiring the payment of the amounts of the tax incentive used, plus interest. After administrative discussions, the assessment notice was partially upheld and recognized our right to the tax incentive through 2003. Our management, supported by our legal counsel, believes that the decision to cancel the tax benefits is erroneous and should not prevail, either with respect to benefits already used, or with respect to benefits not used until the corresponding final periods. In the year ended December 31, 2020 the amount is R\$127.4 million (R\$125.2 million as of December 31, 2019).

*PIS/COFINS – Goods and Services – 2009 to 2011:* in December 2013, the RFB issued an assessment against us demanding the collection of PIS and COFINS credits disallowed because they were allegedly not linked to our operating activities. In the first instance, the objection filed by us was dismissed. After the Voluntary Appeal was filed, it was

(iv) partially provided in April 2016. From this decision, the National Treasury filed a Special Appeal to the Superior Chamber and we filed a Statement of Appeal, which are still pending judgment. The updated amount involved up to December 31, 2020 is R\$166.4 million (R\$162.8 million as of December 31, 2019).

*Compensation – IRRF – period 2000:* We filed a lawsuit requesting the compensation of IRRF credits originated in the year ended December 31, 2000 regarding debts owed to the RFB. In April 2008, the RFB partially recognized the credit in our favor. From this decision, we filed a Voluntary Appeal with CARF, which is pending judgment. In the year ended

(v) December 31, 2020 the amount is R\$109.9 million (R\$108.3 million as of December 31, 2019).

*Tax assessment – Corporate Income Tax and Social Contribution:* on October 5, 2020, we were notified about the tax assessment issued by the RFB claiming the payment of Corporate Income Tax and Social Contribution, in the total amount of R\$454.9 million, resulting from the remeasurement of profit of our wholly-owned subsidiary Suzano Trading Ltd in the

(vi) years ended December 31, 2014, 2015 and 2016. In addition to us, certain Statutory Executive Officers’ (“Officers”) from Suzano Trading were also included as co-responsible. The legal counsel considered the risk of loss as possible in regards to us and, in reference to the Officers, also possible but with greater chances of success (possible to remote).

*Tax assessment – taxation on a universal basis – year 2015:* on November 3, 2020, we received a tax assessment for the collection of income tax and social contribution, alleging unpaid tax related to the year ended December 31, 2015, due to

(vii) the absence of profits earned by subsidiaries abroad in the determination of taxable income and social contribution calculation basis. The legal advisors hired by us classify the prognosis as a possible loss. Currently, the defense presented at the administrative level is awaiting judgment. In the year ended December 31, 2020 the amount is R\$145.0 million.

## **Labor Proceedings**

As of December 31, 2020, we were involved in 1,010 labor proceedings assessed as reasonably probable, representing a contingency provision, net of judicial deposit, of R\$159.4 million duly provisioned in our audited consolidated financial statements. In addition, we are involved in 1,653 labor proceedings assessed as reasonably possible, with a total amount under dispute totaling R\$264.0 million. We are also party to several disputes involving unions located in the states of Bahia, Espírito Santo, São Paulo and Mato Grosso do Sul.

The labor claims involving us involve the usual matters under dispute in other agroindustrial companies, such as overtime and termination payments, additional compensation for allegedly unsafe/unhealthy labor conditions, in addition to lawsuits filed by outsourced and third-party employees claiming that we are secondarily or jointly liable for compensation owed to them by their original employers.

### **Civil and Environmental Proceedings**

As of December 31, 2020, we were involved in 58 judicial civil and environmental proceedings assessed as reasonably probable, representing a contingency provision, net of judicial deposits, of R\$248.0 million duly provisioned in our audited consolidated financial statements .. In addition, we have 324 civil and environmental proceedings assessed as reasonably possible, amount under dispute totaling R\$3,068.9 million.

The civil judicial proceedings refer mainly to indemnification claims, real estate possession challenges, claims for the revision of contractual provisions, bankruptcy, reimbursement of funds claimed from landowners and land lawsuits. The environmental judicial proceedings involving us mainly relate to licensing issues and environmental impacts of our activities. We are also a party in several administrative civil proceedings (*inquéritos civis*) discussing our obligations to restore native forest in the state of São Paulo. Material claims are outlined below.

### ***Environmental Matters***

We currently have three relevant public civil claims (*ação civil pública*) filed by the Federal Public Prosecution Office in the north and northeast regions of Brazil, which challenge the jurisdiction of the state's environmental agency to grant environmental licenses. The Federal Public Prosecution Office alleges that the environmental licensing proceedings related to the forest formation and installation of our industrial plant in the state of Maranhão should be carried out by the Brazilian Federal Environmental Agency – IBAMA. The risks involved in such proceedings include delays in our plantation schedule and the suspension of the activities carried out in our Maranhão unit until a new permit is issued. Although an injunction was granted for one of these claims suspending the forest formation in a certain region of the state of Maranhão, we believe there are good grounds underlying our defense, since the IBAMA does not acknowledge having jurisdiction to conduct the related licensing proceedings, and there is no clear legal ground to sustain such jurisdiction. The superior court is still to rule on an appeal against the injunction granted against us, and the other claims are still pending judgement by the trial judge.

In addition, we are involved in a dispute related to possible environmental damages in Cubatão (a city in the state of São Paulo), allegedly caused by Cia Santista de Papel, a company that was acquired by Ripasa S.A. Celulose e Papel, which in turn was acquired by us in 2008. This lawsuit is ongoing for over thirty years and involves more than twenty other companies. Claimants in this lawsuit seek reparation for the environmental damage allegedly caused to Serra do Mar's State Park (an area under environmental protection) by several companies that maintained activities in the industrial district of Cubatão until the 1990s.

On September 2017, the lawsuit was ruled in favor of the plaintiff, sentencing the defendant companies to recover the damages allegedly caused or, should the environment be already recovered, to pay a compensation of equal value of the cost of the recovery. This compensation would be allocated to expand Serra do Mar's State Park. The ruling, however, did not determined the amount that should be paid as compensation, leaving the definition of this value to a latter procedural stage.

This ruling was contested by the companies in an appeal, and a decision by the State Supreme Court is still pending.

In December 2020 the Prosecutors Office of the State of Bahia served us in a public civil claim (*ação civil pública*) questioning the applicability of the concept of "Consolidated Rural Areas", established by Federal Law No. 12.651 / 2012, in the areas inserted in the Mata Atlântica Biome. The process is still in a preliminary stage awaiting the judge's decision of injunction.

### ***Civil Matters***

Regarding civil matters, we are involved in two public civil claims (*ação civil pública*) filed by the Federal Public Prosecution Office requesting (i) a preliminary injunction to prohibit our trucks from transporting wood in federal highways above legal weight restrictions, (ii) an increase in the amount of fines for cases of overweight, and (iii) compensation for damages to property allegedly caused to federal highways, the environment and the economic order, and compensation for moral damages. One of these claims was ruled against us. We presented an appeal to the Court of Appeals, requesting an interim relief to stay the effects of such ruling until a final decision is reached. We are currently waiting for the ruling on the interim relief by the 1st Regional Federal Court Appeals.

We were served in March 2014 in a public civil claim (*ação civil pública*) filed by the Federal Prosecutor's Office regarding real property acquired by us in the northern part of the state of Espírito Santo. The Federal Prosecutor requested the nullity of the deeds, compensation for moral damages and suspension of financing for our operations in the municipalities of São Mateus and Conceição da Barra, both located in the state of Espírito Santo. A preliminary injunction was granted, which blocked around 6,000 hectares of our land in such municipalities and suspended any financing for us by BNDES for either production or planting of eucalyptus pulp on the properties relating to the public civil claim.

In September 2015, we were served a notice of another public civil claim (*ação civil pública*) filed by the same Federal Prosecutor's Office, requesting the nullity of the deeds of other certain properties acquired in the northern part of the state of Espírito Santo. A preliminary injunction was granted blocking around 5,601 hectares of our land in the same municipalities of São Mateus and Conceição da Barra. We filed our judicial defense and an appeal against such injunction, which is still pending judgment.

Both cases involving the State of Espírito Santo mentioned above are pending ruling by the Federal District Court of São Mateus and remain in pre-trial phase. We believe that there are good grounds for our defense since the acquisition of land discussed in both Public Civil Claims was made in accordance with applicable laws and practices applicable at the time of purchase.

In November 2020, a sea logistic supplier initiated an arbitration proceeding against us due to the early termination of the agreement. The counterparty seeks to enforce a put provision (imposing the ownership and acquisition of barges) allegedly foreseen in the agreement as a penalty for the early termination, and the payment of purported losses and damages suffered because of termination. Our position is that the put is not due, and, even if it was due, the put provision is abusive under the economic ratio of the contract. The case is still in the preliminary stage, pending the indication of the presiding arbitrator for constitution of the arbitral tribunal and signing of the Terms of Reference.

### **Administrative and Other Proceedings**

There have been news reports in the Brazilian press alleging that certain contracts of Argeplan Arquitetura e Engenharia, a Brazilian engineering company unrelated to us, were under investigation, including a wood supply contract entered into with Fibria in September 2005. Following such news reports, we performed a review and concluded that there were no irregularities in connection with the signing of this contract, and that the contract (which is one of many third-party wood supply contracts that we enter into) is on market terms and is in line with industry practices in the pulp sector. Furthermore, official reports prepared by the competent authorities do not indicate any irregularities relating to such contract or the relationship between Suzano and Argeplan Arquitetura e Engenharia. This contract expired in August 2019.

### ***Land Disputes***

In April and October 2006, and in December 2009, the Brazilian Institute for Land Reform – INCRA, published a public notice informing that certain reports issued by commissions created by INCRA concluded that approximately 34,430 hectares of land located in the state of Espírito Santo should belong to certain quilombola communities (comunidades quilombolas de Linharinho, São Jorge e São Domingos). From that total area, approximately 25,330 hectares corresponded to property owned by us. The issues raised by INCRA reports are still underway, and there is no final decision by the INCRA. We are confident that the acquisition of this area by us complied with the applicable legislation and was duly registered with the appropriate governmental offices.



## Dividends

### General

The Brazilian Corporation Law and our bylaws require that we distribute annually to our shareholders a mandatory minimum dividend, which we refer to as the mandatory dividend, equal to at least 25% of our net income after taxes, after certain deductions, including accumulated losses and any amounts allocated to employee and management participation, any amount allocated to our legal reserve, and any amount allocated to the contingency reserve and any amount written off in respect of the contingency reserve accumulated in previous fiscal years, in each case in accordance with Brazilian law.

In accordance with article 26 of our bylaws, the minimum mandatory dividend corresponds to the lower of: (i) 25% of the adjusted annual net profits, and (ii) 10% of the Operating Cash Flow Generation in the relevant fiscal year. The Operating Cash Flow Generation (“GCO”) is calculated using the following formula:  $GCO = \text{Adjusted EBITDA} - \text{Maintenance Capex}$ , where “GCO” means the consolidated Generation of Operational Cash of the Fiscal Year, expressed in national currency, “EBITDA” means our net profit of the fiscal year expressed in national currency, before the income tax and social contribution on net income, financial income and expenses, depreciation, amortization and depletion. “Adjusted EBITDA” means the EBITDA excluding items not recurrent and/or not cash and gains (losses) arising from changes in fair value of sale of the biological assets.

Dividends must be distributed within 60 days from the annual shareholders’ meeting in which the distribution was approved, unless a shareholders’ resolution determines another date, not later than the end of the fiscal year in which such dividend was declared. The Brazilian Corporation Law permits, however, a company to suspend the mandatory distribution of dividends if its board of directors reports to the shareholders’ meeting that the distribution would be incompatible with the financial condition of the company, subject to approval by the shareholders’ meeting and review by the fiscal council. Net income not distributed due to the suspension mentioned here must be attributed to a special reserve and, if not absorbed by subsequent losses, must be paid as dividends as soon as the financial situation of the company permits.

The amounts available for distribution are determined on the basis of financial statements prepared in accordance with the requirements of the Brazilian Corporation Law. In addition, amounts arising from tax incentive benefits or rebates are appropriated to a separate capital reserve in accordance with the Brazilian Corporation Law. This investment incentive reserve is not normally available for distribution, although it can be used to absorb losses under certain circumstances or be capitalized. Amounts appropriated to this reserve are not available for distribution as dividends.

The Brazilian Corporation Law permits a company to pay interim dividends out of preexisting and accumulated profits for the preceding fiscal year or semester, based on financial statements approved by its shareholders. We may prepare financial statements semiannually or for shorter periods. Our board of directors may declare a distribution of dividends based on the profits reported in semiannual financial statements. Our board of directors may also declare a distribution of interim dividends based on profits previously accumulated or in profits reserve, which are reported in such financial statements or in the last annual financial statement approved by resolution taken at a shareholders’ meeting.

In general, shareholders who are not Brazilian residents must register their equity investment with the Central Bank of Brazil to have dividends, sales proceeds or other amounts with respect to their shares eligible to be remitted outside of Brazil. The common shares underlying the ADSs are held in Brazil by Banco Itaú S.A., also known as the custodian, as agent for the depositary, which is the registered owner on the records of the registrar for our shares.

Payments of cash dividends and distributions, if any, are made in *reais* to the custodian on behalf of the depositary, which then converts such proceeds into U.S. Dollars and causes such U.S. Dollars to be delivered to the depositary for distribution to holders of ADSs. In the event that the custodian is unable to convert immediately the foreign currency received as dividends into U.S. Dollars, the amount of U.S. Dollars payable to holders of ADSs may be adversely affected by devaluations of the Brazilian currency that occur before the dividends are converted. Under the Brazilian Corporation Law, dividends paid to persons who are not Brazilian residents, including holders of ADSs, will not be subject to Brazilian withholding tax.

### *Payment of dividends*

In accordance with the Brazilian Corporation Law and our bylaws, our shareholders approved that there would be no distribution of dividends for the fiscal year of 2020 and 2019, given that there was no net profit for each of such year, and the payment of R\$600.0 million in dividends for the fiscal year of 2018, (equivalent to US\$115.5 million based on an exchange rate of R\$5.1967 to US\$1.00, the commercial selling rate for U.S. dollars at December 31, 2020 as reported by the Central Bank of Brazil). We paid no dividends during 2020, in comparison to R\$606.6 million and R\$210.2 million paid in 2019 and 2018, respectively.

#### **B. Significant Changes**

Significant changes or events have occurred after the close of the balance sheet at December 31, 2020. For further information on such events, please see note 32 to our audited consolidated financial statements.

## ITEM 9. THE OFFER AND LISTING

### A. Offer and Listing Details

Our ADSs are listed on the New York Stock Exchange under the trading symbol “SUZ.” Our common shares trade on the São Paulo Stock Exchange under the symbol “SUZB3.” On December 31, 2020, we had approximately 57,000 shareholders of record at the B3.

### B. Plan of Distribution

Not applicable.

### C. Markets

#### Trading on the São Paulo Stock Exchange

Settlement of transactions conducted on the B3 becomes effective two business days after the trade date. Delivery of, and payment for, shares is made through the facilities of separate clearinghouses for each exchange, which maintain accounts for member brokerage firms. The seller is ordinarily required to deliver the shares to the clearinghouse on the second business day following the trade date. The clearinghouse for the B3 is *Companhia Brasileira de Liquidação e Custódia*, or CBLC.

In order to better control volatility, the B3 has adopted a “circuit breaker” system pursuant to which trading sessions may be suspended for a period of 30 minutes or one hour whenever the indices of these stock exchanges fall below the limits of 10% and 15%, respectively, in relation to the index registered in the previous trading session.

The B3 is less liquid than the New York Stock Exchange or other major exchanges in the world. At December 31, 2020, the aggregate market capitalization of the 77 companies listed on the São Paulo Stock Exchange Index (Ibovespa) was equivalent to approximately US\$926 million. Although any of the outstanding shares of a listed company may trade on a Brazilian stock exchange, in most cases fewer than half of the listed shares are actually available for trading by the public, the remainder being held by small groups of controlling persons, governmental entities or one principal shareholder.

Trading on the B3 by non-residents of Brazil is subject to certain limitations under Brazilian foreign investment and tax legislation. See Item 10. “Additional Information — Taxation” and Item 10. “Additional Information — Exchange Controls.”

#### B3 Corporate Governance Standards

The B3 has three listing segments:

- Level 1;
- Level 2; and
- *Novo Mercado* (New Market)

These listing segments have been designed for the trading of shares issued by companies that voluntarily undertake to abide by corporate governance practices and disclosure requirements in addition to those already required under the Brazilian Corporation Law. The inclusion of a company in any of these listing segments requires adherence to a series of corporate governance rules. These rules are designed to increase shareholders’ rights and enhance the quality of information provided by Brazilian corporations.

In 2004, we listed our shares on the Level 1 segment of the BM&FBOVESPA (former name of the B3), thus guaranteeing transparency in our operations and accountability to our shareholders. In September 2017, we approved the admission of our shares for trading on the listing segment called *Novo Mercado* of B3, followed by the conversion of the preferred shares issued by us into common shares at the ratio of one preferred share, class “A” or class “B”, for one common share. In addition, we also approved the restatement of our bylaws to adapt them to *Novo Mercado* rules and a change of our methodology to calculate mandatory dividends, also reflecting best corporate governance practices. We concluded the migration to *Novo Mercado* segment of B3 in November 2017.

As a result, in addition to the disclosure obligations imposed by the Brazilian Corporation Law and the CVM, we also must comply with the following additional disclosure requirements set forth by the *Novo Mercado* rules:

- no later than six months following our listing on the *Novo Mercado*, we must disclose financial statements and consolidated financial statements at the end of each quarter (except the last quarter of the year) and at the end of each fiscal year, including a statement of cash flows which must indicate, at a minimum, the changes in our cash and cash equivalents, divided into operating, financing and investing activities;
- from the date on which we release our financial statements relating to the second fiscal year following our listing on the *Novo Mercado* we must, no later than four months after the end of the fiscal year: (i) prepare our annual financial statements and consolidated financial statements, if applicable, in accordance with U.S. GAAP or IFRS, in *reais* or U.S. dollars, in the English language, together with management reports, (b) notes to the financial statements, including information on net income and shareholders' equity calculated at the end of such fiscal year in accordance with Brazilian GAAP, as well as management proposals for allocation of net income, and (c) our independent auditors' report; or (ii) disclose, in the English language, complete financial statements, management reports and notes to the financial statements, prepared in accordance with the Brazilian Corporation Law, accompanied by (a) an additional note regarding the reconciliation of year-end net income and shareholders' equity calculated in accordance with Brazilian GAAP to U.S. GAAP or IFRS, as the case may be, which must include the main differences between the accounting principles used, and (b) the independent auditors' report; and
- from the date on which we release our first financial statement prepared as provided above, no more than 15 days following the term established by law for the publication of quarterly financial information, we must: (i) disclose, in its entirety, our quarterly financial information translated into the English language or (ii) disclose our financial statements and consolidated financial statements in accordance with Brazilian GAAP, U.S. GAAP or IFRS as provided above, accompanied by the independent auditors' report.

No later than six months following the listing of our common shares on the *Novo Mercado*, we must disclose the following information together with our ITR:

- our consolidated balance sheet, consolidated income statement and a discussion and analysis of our consolidated performance, if we are obliged to disclose consolidated financial statements at year-end;
- any direct or indirect ownership interest exceeding 5.0% of our capital stock, considering any ultimate individual beneficial owner;
- the number and characteristics, on a consolidated basis, of our common shares held directly or indirectly by any controlling shareholders, members of our board of directors, board of executive officers and fiscal committee;
- changes in the numbers of our common shares held by any controlling shareholders, members of our board of directors, board of executive officers and fiscal committee in the immediately preceding 12 months;
- in an explanatory note, our statement of cash flows and consolidated statement of cash flows, which should indicate the cash flows changes in cash balance and cash equivalent, separated into operating, financing and investing activities; and
- the number of free-float shares, and their percentage in relation to the total number of issued shares.

The following information must also be included in our *formulário de referência* within seven business days of the occurrence of the following events, among others:

- change in management or of an audit committee member;
- change in capital stock;

- issuance of new securities even if for private subscription;
- change in the rights of the securities issued;
- change in direct or indirect holdings by controlling shareholders or variations in their share positions equal to or greater than 5% of the same types or class of stocks of the issuer; when any natural or legal person, or a group of persons representing the same interest, has a direct or indirect share that is equal to or higher than 5% of the same type or class of stocks of the issuer, provided that the issuer is aware of such change;
- any change in the share position held by the persons mentioned in the two preceding items, in an amount greater than 5% of the same types or class of stocks of the issuer, provided that the issuer is aware of such change;
- merger, merger of shares, or spin-off;
- change in the projections or estimates or disclosure of new projections or estimates;
- execution, amendment or termination of a shareholders' agreement filed at the company's headquarters or to which the controlling shareholder is party that provides for the exercise of voting rights or the control of the company; and
- bankruptcy, judicial recovery, liquidation, or court approval of an extrajudicial recovery.

All members of our board of directors, our board of executive officers and our fiscal council have signed a management compliance statement (*Termo de Anuência dos Administradores*) under which they take personal responsibility for compliance with the *Novo Mercado* listing agreement, the rules of the Market Arbitration Chamber and the regulations of the *Novo Mercado*.

Additionally, pursuant to the *Novo Mercado* rules, we must, by December 10 of each year, publicly disclose and send to the B3 an annual calendar with a schedule of our corporate events. Any subsequent modification to such schedule must be immediately and publicly disclosed and sent to B3.

#### **Significant Differences between our Corporate Governance Practices and NYSE Corporate Governance Standards**

See Item 16G. "Corporate Governance — Significant Differences between our Corporate Governance Practices and NYSE Corporate Governance Standards."

##### **D. Selling Shareholders**

Not applicable.

##### **E. Dilution**

Not applicable.

##### **F. Expenses of the Issue**

Not applicable.

## ITEM 10. ADDITIONAL INFORMATION

### A. Share Capital

As of the date hereof, our outstanding, fully paid-in share capital is R\$ 9,269.2 million, comprised of 1.361.263.584 registered, book-entry common shares, with no par value. There has been one increase in the total amount of our share capital in January 10, 2019, with the issuance of 255.437.439 common shares, with no par value. In September, 2017, we approved the admission of our shares for trading on the listing segment called Novo Mercado of B3, followed by the conversion of the preferred shares issued by us into common shares at the ratio of one preferred share, class “A” or class “B”, for one common share. In addition, we also approved the restatement of our bylaws to adapt them to Novo Mercado rules and the change of the methodology to calculate mandatory dividends, also reflecting best corporate governance practices. We concluded the migration to Novo Mercado segment of B3 in November 2017 and the conversion of the preferred shares issued by us into common shares became effective.

The rights attributed to the new common shares (converted from our preferred shares) are identical to the rights previously granted to our then existing common shares. The rights attributed to the new common shares include: (i) the right to vote in our shareholders’ meetings; (ii) the right to receive 100% of the amount paid per voting share in the controlling block in the event our control is sold; (iii) the right to receive dividends and interest on own capital declared by us. For further information, see Item 10.B below and Exhibit 2.1 to this annual report, “Description of Securities Registered under Section 12 of the Exchange Act—I. Common Shares”.

### B. Memorandum and Articles of Association

Our bylaws, approved by our shareholders at our general meeting held on April 27, 2021, are filed as Exhibit 1.1 to this annual report. The information otherwise contemplated by this Item has previously been reported in our registration statement on Form F-4 filed with the Commission on August 6, 2018 (Reg. No. 333-226596). This description does not purport to be complete and is qualified in its entirety by reference to our Bylaws, the Brazilian corporation law and the rules and regulations of the CVM and the *Novo Mercado*.

### Voting Rights

Each common share entitles its holder to one vote at the matters of the shareholders’ meetings, in accordance with the Brazilian Corporation Law, our bylaws and the Novo Mercado regulation.

### Shareholders’ Meetings

According to Brazilian Corporation Law, shareholders must be previously notified through a notice published three times in Brazilian official gazettes in order for an annual or extraordinary shareholders’ meeting to be held. The notification must occur at least 30 days prior to the meeting scheduled date, pursuant to Provisional Presidential Decree No. 1,040, dated March 29<sup>th</sup>, 2021 (in case such Provisional Decree is not converted into law until July 27<sup>th</sup>, 2021, the notification deadline will be changed from 30 to 15 days prior to the meeting scheduled date). If the meeting so noticed is not held for any reason on first notice, a second notification must be published at least eight days before the second meeting date.

On the first notice, meetings may be held only if shareholders holding at least one-fourth of voting shares are represented. Extraordinary meetings for the amendment of the bylaws may be held on the first notice only if shareholders holding at least two thirds of the voting capital are represented. On a second call, the meetings are held regardless of quorum.

Pursuant to our bylaws and Brazilian Corporation Law, shareholders at our annual shareholders’ meeting, which is required to be held within the first four months following the end of the fiscal year, will convene to: (i) take the management accounts; examine, discuss and vote on the financial statements; (ii) decide on the uses to which the net income of the fiscal year should be put and on the distribution of dividends; and (iii) elect the members of the Fiscal Council and, when applicable, the members of the Board of Directors.

An Extraordinary Shareholders’ Meeting shall be convened whenever the Company interests so require, and/or to resolve on following matters pursuant to the Brazilian Corporation Law and Provisional Presidential Decree No. 1,040, dated March 29<sup>th</sup>, 2021: (i) amend our bylaws; (ii) elect or dismiss members of the Board of Directors (*Conselho de Administração*), at any time; (iii) install our fiscal council and elect its members, if such body was not installed in the annual shareholders’ meeting; (iv) authorize the issuance of debentures; (v) suspend the rights of a shareholder in the event such shareholder does not comply with obligations imposed by law or our bylaws; (vi) accept or reject in-kind contributions offered by a shareholder in consideration for issuance of capital stock; (v) pass resolutions to reorganize the legal form of, merge, consolidate or split the company, to dissolve and liquidate the company, to elect and

dismiss our liquidators and to examine their accounts; (ix) authorize management to declare us insolvent and to request a judicial recovery (*recuperação judicial*, a procedure involving protection from creditors available under Brazilian law); (x) authorize the sale or the contribution, to another company, of assets representing, at least, 50% of the company's total assets, according to the previous financial statement approved by the shareholders; (xi) the execution of transactions with related parties that meet the criteria of relevance to be defined by the Brazilian Securities and Exchanges Commission (*CVM*) (in case the Provisional Decree is not converted into law until July 27<sup>th</sup>, 2021, items (ix), (x) and (xi) will be removed from the list of matters on which the Shareholders' Meeting shall be convened to resolve).

Still according to our bylaws, the Shareholders Meeting which has as a matter of its agenda the resolution over the change or the exclusion of Article 30 regarding the tender offer in case of acquisition of relevant interest, shall be called, with at least, sixty (60) days in advance.

## **Dividends**

The Brazilian Corporation Law and our bylaws require that we distribute annually to our shareholders a mandatory minimum dividend, which we refer to as the mandatory dividend, after certain deductions, including accumulated losses and any amounts allocated to employee and management participation, any amount allocated to our legal reserve, and any amount allocated to the contingency reserve and any amount written off in respect of the contingency reserve accumulated in previous fiscal years, in each case in accordance with Brazilian law.

In accordance with article 26 of our bylaws, the minimum mandatory dividend corresponds to the lower of: (i) 25% of the adjusted net profits, and (ii) 10% of the Operating Cash Flow Generation in the relevant fiscal year. The Operating Cash Flow Generation (“GCO”) is calculated using the following formula:  $GCO = \text{Adjusted EBITDA} - \text{Maintenance Capex}$ , where “EBITDA” means the net profit of the fiscal year of the Company expressed in national currency, before the income tax and social contribution on net income, financial income and expenses, depreciation, amortization and depletion. “Adjusted EBITDA” means EBITDA excluding items not recurrent and/or not cash and gains (losses) arising from changes in fair value of sale of the biological assets. “Maintenance Capex” means the amount, expressed in national currency, of the investments in maintenance executed in the fiscal year.

## **Acquisition of a Relevant Interest**

Any person, including, without limitation, any natural or legal person, investment fund, condominium, securities portfolio, universality of rights, or other form of organization, resident, domiciled or headquartered in Brazil or abroad solely or jointly with another bound person(s) (person or group of persons bound by a voting agreement or similar agreement, or acting jointly representing the same interests), shareholder(s) or not of the Company, which subscribes, acquires or, in any other form, including, without limitation, by means of exchange, conversion, corporate reorganization (including, but not limiting to the merger of the Company and/or of its shares or the merger by the Company of other company or the shares thereof), or even upon acquisition of preemptive rights and/or subscription of shares or other securities issued by the Company convertible into shares or which give the right to its subscription or purchase of shares of the Company, becomes holder, directly or indirectly, in Brazil or offshore, of any percentage equal to or greater than twenty percent (20%) of the total shares issued by the Company shall, within the maximum term of thirty (30) days counting from the date of the event which results in the ownership of the relevant interest, launch or, in the case of a registered tender offer in the terms of CVM Rule 361/02, file a registry request before CVM of, a tender offer for the acquisition of the totality of the shares issued by the Company, which shall be liquidated in the maximum term of (a) forty eight (48) days counting from the launch of the offer not subject to registration, and (b) one hundred and eighty (180) days counting from the date of registry filing, in the case of an offer subject to registration, in the terms of the law and applicable legislation, except for certain delays which do not arise from any act or omission of the offeror.



## **Disclosure of Significant Interest**

CVM rules provides that all shareholders or groups of shareholders will be required to disclose, through notice to us and to the stock exchanges on which our securities are traded, the negotiation of securities that results in the shareholder surpassing or decreasing the thresholds of 5%, 10%, 15%, and so on, of participation in a certain class or type of share representative of a company's capital stock.

Pursuant to our bylaws, any person who holds Outstanding Shares in an amount greater than five percent (5%) of the total shares issued by us, and that wishes to carry out a new acquisition of shares issued by us ("New Acquisition"), shall be obliged, prior to each New Acquisition, to communicate in writing to our Investor Relations Officer, at least three (3) business days prior to the date of the New Acquisition: (i) the number of Outstanding Shares that it intends to acquire; (ii) the intention to acquire; (iii) if it has an interest to appoint a member to the Board of Directors or to the Audit Committee; (iv) the source of the resources that will be used for such acquisition; and (v) the strategic plans related to its investment in the Company. By "Outstanding Shares" we mean all shares issued by us, except those (i) owned, directly or indirectly, by the controlling shareholder or persons related thereto; (ii) in the Company's treasury; (iii) held by a company controlled by us; and (iv) directly or indirectly held by our directors, officer or other members of our management.

In the event that the person does not comply with such obligations, the provisions regarding the tender offer for the acquisition of the totality of the shares shall be observed.

## **Sale of Control**

In the event of a direct or indirect sale of our shareholding control, through a single or series of transactions, the acquirer must conduct a public tender offer for all shares held by the remaining shareholders in order to ensure equal treatment of all shareholders (tag-along right). The tender offer is subject to applicable laws and regulations, our bylaws and the rules of the Novo Mercado.

## **Delisting from the Novo Mercado**

According to the new Novo Mercado Listing Rules – applicable as of January 2, 2018 – the withdrawal from the Novo Mercado may be: (i) voluntary; or (ii) mandatory, as a result of the violation of any the rules of the Novo Mercado or the deregistration as publicly-held company.

The withdrawal, however, shall only occur after the launching of a public tender offer for our outstanding shares, which shall (i) follow, as applicable, the CVM regulation that rules that the mandatory tender offer for the deregistration as publicly held company (including the abovementioned possibility to request a second valuation report); and (ii) be launched at a fair price, as appointed in the appraisal report issued by a specialized institution with proven experience for the purposes of the tender offer; and (iii) be approved by at least one third (1/3) of the shareholders representing the free float that participate in the tender offer auction (whether by selling its shares or expressly agreeing with the withdrawal from the Novo Mercado).

The obligation to launch such public tender offer, however, may be waived by the majority of the shareholders representing our free float present at the shareholders' meeting convened to resolve on that matter. Such shareholders' meeting may be held on first call with the attendance of shareholders representing two thirds (2/3) of the free float or, on second call, with the attendance of any number of shareholders representing the free float.

The withdrawal from the Novo Mercado does not necessarily result in our deregistration as a publicly-held company on the B3. If we participate in a corporate reorganization involving the transfer of our shareholders' base to a company that is not listed in the Novo Mercado, such resulting company or companies must apply for listing on Novo Mercado within one hundred and twenty (120) days from the date of the general shareholders meeting that approved the reorganization, unless the majority of the shareholders representing our free float present at such shareholders' meeting agrees with the non-listing of the resulting company.

Pursuant to the new rules of the Novo Mercado, the voluntary withdrawal shall be preceded by a public tender offer at fair market value. For the withdrawal to move forward, shareholders representing more than one third (1/3) of the outstanding shares shall need to accept the tender offer or expressly agree to delist without selling the shares.

According to the rules of the Novo Mercado, in the event of a transfer of our shareholding control within 12 months following our delisting from the Novo Mercado, the selling controlling shareholder(s) and the acquirer must offer to acquire the remaining shares for the same price and terms offered to the selling controlling shareholders, duly updated, or pay the difference, if any, between the tender offer price accepted by the former shareholders, duly updated, and the price obtained by the controlling shareholder in selling its shares.

### **Delisting as Publicly-Held Company**

Our delisting as publicly-held company shall be conditioned to: (i) the launching of a public tender offer for the acquisition of all of our outstanding shares in accordance with the provisions of Brazilian Corporation Law, the CVM rules and regulations, by us, our controlling shareholders or a group of controlling shareholders and (ii) the acceptance of at least two thirds (2/3) of the shareholders representing the free float that show up at the tender offer auction (whether by selling its shares or expressly agreeing with the delisting), in which case we would become a privately-held company. The price offered for such outstanding shares must at least correspond to the fair value of such shares as set forth in the respective appraisal report issued by a specialized institution with proven experience hired by the offeror for the purposes of the tender offer.

Shareholders holding at least ten percent of the free float of our shares may require our management to call a special shareholders' meeting to determine whether to perform another valuation using the same or a different valuation method. This request must be made within 15 days following the disclosure of the price to be paid for the shares in the public tender offer. If the new valuation price is equal to or lower than the original valuation price, the shareholders making such request as well as those who vote in its favor must reimburse the Company for any costs incurred in preparing the new appraisal report. If the new valuation price is higher than the original valuation price, the offeror shall then decide whether to proceed with the public tender offer observing the new price or withdraw the tender offer, in which case the Company will continue to be registered as a publicly-held company.

### **Preemptive Rights**

Each of our shareholders has a general preemptive right to subscribe for shares or convertible securities in any capital increase, in proportion to its shareholding, except (i) (i) in case of sale on a stock exchange or by public subscription, (ii) pursuant to an exchange for shares in a public offer for the acquisition of control, in accordance with the Brazilian Corporate Law, (iii) for subscription of shares in accordance with the special law for tax incentives,

conversion of debentures and other securities into shares, since, in these cases, the preemptive right must be exercised when the security is issued, (v) in the event of the grant and exercise of any stock option to acquire or subscribe for shares of our capital stock; and (vi) in the context of a capital increase derived from merger, merger of shares and/or spin-off implemented according to Brazilian Corporation Law. A minimum period of 30 days following the publication of notice of

- (i) the issuance of shares or convertible securities is allowed for exercise of the right, and the right is negotiable. However, according to our bylaws, our board of Directors can eliminate this preemptive right or reduce the 30-day period in case we issue debentures that are convertible into shares, warrants (*bônus de subscrição*) or shares within the limits authorized by the bylaws and the Brazilian Corporate Law: (i) through a stock exchange or through a public offering or (ii) through an exchange of shares in a public offering to acquire control of another publicly-held company.

You may not be able to exercise the preemptive rights relating to the common shares underlying your ADSs unless a registration statement under the Securities Act is effective with respect to the shares to which the rights relate or an exemption from the registration requirements of the Securities Act is available and our ADS depository determines to make the rights available to you. See Item 3. "Key Information — Risk Factors — Holders of ADSs may be unable to exercise the preemptive rights relating to our shares underlying the ADSs."

## Right of Withdrawal

The Brazilian Corporation Law provides that, under certain circumstances, a shareholder has the right to withdraw its equity interest from the company and to receive payment for the portion of shareholders' equity attributable to its equity interest. Withdrawal rights may be exercised by dissenting or non-voting shareholders, if a vote of at least 50% of voting shares authorizes us:

- to establish new shares or to disproportionately increase an existing class of preferred shares relative to the other classes of shares, unless such action is provided for or authorized by the bylaws;
- to modify a preference, privilege or condition of redemption or amortization conferred on one or more classes of preferred shares, or to create a new class with greater privileges than the existing classes of preferred shares;
- to reduce the mandatory distribution of dividends;
- to merge with another company (including if we are merged into one of our controlling companies) or to consolidate, except as described in the fourth paragraph following this list;
- to approve our participation in a centralized group of companies, as defined under the Brazilian Corporation Law, and subject to the conditions set forth therein, except as described in the fourth paragraph following this list;
- to change our corporate purpose;
- to terminate a state of liquidation of the corporation;
- to dissolve the corporation;
- to transfer all of our shares to another company or in order to make us a wholly owned subsidiary of such company, known as a merger of shares (*incorporação de ações*), except as described in the fourth paragraph following this list;
- to approve the acquisition of control of another company at a price which exceeds certain limits set forth in the Brazilian Corporation Law, except as described in the fourth paragraph following this list; or
- to conduct a spin-off that results in (a) a change of our corporate purposes, except if the assets and liabilities of the spinoff company are contributed to a company that is engaged in substantially the same activities, (b) a reduction in the mandatory dividend or (c) any participation in a centralized group of companies, as defined under the Brazilian Corporation Law.

In addition, in the event that the entity resulting from *incorporação de ações*, or a merger of shares, a consolidation or a spinoff of a listed company fails to become a listed company within 120 days of the shareholders' meeting at which such decision was taken, the dissenting or non-voting shareholders may also exercise their withdrawal rights.

Only holders of shares adversely affected by the changes mentioned in the first and second items above may withdraw their shares. The right of withdrawal lapses 30 days after publication of the minutes of the relevant shareholders' meeting. In the first two cases mentioned above, however, the resolution is subject to confirmation by the preferred shareholders, which must be obtained at a special meeting held within one year. In those cases, the 30-day term is counted from the date the minutes of the special meeting are published. We would be entitled to reconsider any action giving rise to withdrawal rights within 10 days following the expiration of such rights if the withdrawal of shares of dissenting shareholders would jeopardize our financial stability.

The Brazilian Corporation Law allows companies to redeem their shares at their economic value, subject to certain requirements. Since our bylaws currently do not provide that our shares be subject to withdrawal at their economic value, our shares would be subject to withdrawal at their book value, determined on the basis of the last balance sheet approved by the shareholders. If the shareholders' meeting giving rise to withdrawal rights occurs more than 60 days after the date of the last approved balance sheet, a shareholder may demand that its shares be valued on the basis of a new balance sheet that is of a date within 60 days of such shareholders' meeting.

Pursuant to the Brazilian Corporation Law, in events of consolidation, merger, *incorporação de ações*, participation in a group of companies, and acquisition of control of another company, the right to withdraw does not apply if the shares meet certain tests relating to liquidity and dispersal of the type or class of shares on the market. In such cases, shareholders will not be entitled to withdraw their shares if the shares are a component of a general securities index in Brazil or abroad admitted to trading on the securities markets, as defined by the CVM, and the shares held by persons unaffiliated with the controlling shareholder represent more than half of the outstanding shares of the relevant type or class.

## Arbitration

We, our shareholders, managers and members of the Audit Committee, whether sitting or alternate members, if any, undertake to resolve, through arbitration, before the Market Arbitration Chamber (*Câmara de Arbitragem do Mercado*), pursuant to its regulations, any controversies that may arise between them, relating to or arising from their respective condition as an issuer, shareholder, administrator and/or member of the Audit Committee, in particular, of the provisions contained in Law No. 6,385/76, the Brazilian Corporations Law, our bylaws, in the rules issued by the National Monetary Council, by the Central Bank of Brazil and by the Brazilian Securities and Exchanges Commission (*CVM*), as well as in the other rules applicable to the operation of the capital markets in general, in addition to those contained in the Novo Mercado Rules, the other regulations of B3 and the Novo Mercado Listing Agreement.

### C. Material Contracts

## Financing Agreements

For a description of the main agreements comprising our short and long-term indebtedness as of December 31, 2020, see Item 5. “Operating and Financial Review and Prospects—B. Liquidity and Capital Resources—Sources and Uses of Funds—Indebtedness.”

### D. Exchange Controls

There are no restrictions on ownership of our common shares by individuals or legal entities domiciled outside Brazil. However, the right to convert dividend payments and proceeds from the sale of common shares into foreign currency and to remit such amounts outside Brazil is subject to exchange control restrictions and foreign investment legislation, which generally require, among other things, obtaining an electronic registration with the Central Bank of Brazil.

Under Resolution No. 4.373/2014, foreign investors may invest in almost all financial assets and engage in almost all transactions available in the Brazilian financial and capital markets, provided that some requirements are fulfilled. In accordance with Resolution No. 4.373/2014, the definition of foreign investor includes individuals, legal entities, mutual funds and other collective investment entities that are domiciled or headquartered abroad.

Investors under Resolution No. 4.373/2014, who are not a Tax Haven Holder or a country that does not impose income tax or in which the maximum income tax rate is lower than 20%, are entitled to favorable tax treatment. See “Taxation—Material Brazilian Tax Considerations.”

Resolution No. 1,927 provides for the issuance of depositary receipts in foreign markets in respect of shares of Brazilian issuers. An application was filed to have the ADSs approved by the Central Bank of Brazil and the CVM under Annex V, and we received final approval before the ADSs Offering.

An electronic registration, which replaced the amended Certificate of Registration, was issued in the name of the depositary with respect to the ADSs and is maintained by the Custodian on behalf of the Depositary. This electronic registration was carried on through the SISBACEN. Pursuant to the electronic registration, the Custodian and the Depositary are able to convert dividends and other distributions with respect to the common shares represented by the ADSs into foreign currency and remit the proceeds outside Brazil. In the event that a holder of ADSs exchanges the ADSs for common shares, the holder will be entitled to continue to rely on the Depositary’s electronic registration for only five business days after the exchange. Thereafter, a holder must seek to obtain its own electronic registration. Unless the common shares are held pursuant to Resolution No. 4.373/2014 by a duly registered investor or a holder of common shares, who applies for and obtains a new electronic registration, that holder may not be able to obtain and remit abroad U.S. Dollars or other foreign currencies upon the disposition of the common shares, or distributions with respect thereto. In addition, if the foreign investor resides in a tax haven jurisdiction or is not an investor registered pursuant to Resolution No. 4.373/2014, the investor will also be subject to less favorable tax treatment.

## **E. Taxation Brazilian Tax Considerations**

The following discussion contains a description of the material Brazilian income tax consequences of the purchase, ownership and disposition of shares or ADSs by a holder which is non-resident or not domiciled in Brazil for Brazilian tax purposes (“Non-Brazilian Holder”). It does not purport to be a comprehensive description of all Brazilian tax considerations that may be applicable to any particular Non-Brazilian Holder.

This summary is based upon tax laws of Brazil and administrative and judicial decisions as in effect on the date of this annual report, which are subject to changes (possibly with retroactive effect) and to differing interpretations. You should consult your own tax advisors as to the Brazilian tax consequences of the purchase, ownership and sale of our common shares or ADSs.

Although there is no treaty for the avoidance of double taxation between Brazil and the United States, the tax authorities of the two countries have been having discussions that may culminate in such a treaty. No assurance can be given, however, as to whether or when a treaty will enter into force or how it will affect the U.S. holders of our common shares or ADSs.

For purposes of Brazilian taxation, there are two types of Non-Brazilian Holders of common shares or ADSs: (a) Non-Brazilian Holders registered before the Central Bank of Brazil and the CVM to invest in Brazil in accordance with Central Bank of Brazil Resolution No. 4,373/14 (“4,373/2014 Holders”); and (b) other Non-Brazilian Holders, which include Non-Brazilian Holders who invest in Brazilian companies under Law No. 4,131/1962. As a general rule, 4,373/2014 Holders are subject to a favorable tax regime in Brazil, as described below.

Central Bank of Brazil Resolution No. 4,373/2014 permits foreign investors, defined to include individuals, legal entities, mutual funds and other collective investment entities, domiciled or headquartered abroad to invest in almost all financial assets and to engage in almost all transactions available in the Brazilian financial and capital markets, provided that certain legal and regulatory requirements are fulfilled. The foreign investors must (a) appoint at least one representative in Brazil with powers to perform actions relating to the foreign investment; (b) file the appropriate foreign investor registration form; (c) obtain the register as a foreign investor before the Brazilian securities commission; and (d) obtain the register of the foreign investment before the Central Bank of Brazil.

## **U.S. Federal Income Tax Considerations**

This summary describes certain U.S. federal income tax considerations that are likely to be relevant to the purchase, ownership and disposition of our common shares or ADSs by a U.S. holder (as defined below). This summary is based on the Internal Revenue Code of 1986 (the “Code”), as amended, its legislative history, existing and proposed regulations promulgated thereunder, published rulings and court decisions, all as currently in effect. These authorities are subject to change, possibly on a retroactive basis. In addition, this summary assumes the deposit agreements governing our shares and ADSs, and all other related agreements, will be performed in accordance with their terms.

This summary is not a comprehensive discussion of all of the tax considerations that may be relevant to a particular investor’s decision to purchase, hold, or dispose of our shares or ADSs. In particular, this summary is directed only to U.S. holders that hold our shares or ADSs as capital assets and does not address tax consequences to U.S. holders who may be subject to special tax rules, such as banks, brokers or dealers in securities or currencies, traders in securities electing to mark to market, financial institutions, life insurance companies, tax exempt entities, regulated investment entities, entities that are treated as partnerships for U.S. federal income tax purposes (or partners therein), holders that own or are treated as owning 10% or more of our shares, by vote or value, persons holding our shares or ADSs as part of a hedging or conversion transaction or a straddle, persons whose functional currency is not the U.S. dollar, or U.S. expatriates. Moreover, this summary does not address state, local or foreign taxes, the U.S. federal estate and gift taxes, or the Medicare contribution tax applicable to net investment income of certain non-corporate U.S. holders, or alternative minimum tax consequences of acquiring, holding or disposing of our shares or ADSs.

As used below, a “U.S. holder” is a beneficial owner of our shares or ADSs that is, for U.S. federal income tax purposes, a citizen or individual resident of the United States or a U.S. domestic corporation or that otherwise is subject to U.S. federal income taxation on a net income basis in respect of such shares or ADSs.

**You should consult your own tax advisors about the consequences of the acquisition, ownership, and disposition of our shares or ADSs, including the relevance to your particular situation of the considerations discussed below and any consequences arising under foreign, state, local or other tax laws.**

### **Treatment of our ADSs for U.S. Federal Income Tax Purposes**

In general, a holder of our ADSs will be treated, for U.S. federal income tax purposes, as the beneficial owner of the underlying shares that are represented by those ADSs.

### **Taxation of Dividends**

Subject to the discussion below under “—Passive Foreign Investment Company Status,” the gross amount of any distribution of cash or property with respect to our shares or ADSs that is paid out of our current or accumulated earnings and profits (as determined for United States federal income tax purposes) will generally be includible in your taxable income as ordinary dividend income on the day on which you receive the dividend, in the case of our shares, or the date the depositary receives the dividends, in the case of our ADSs, and will not be eligible for the dividends-received deduction allowed to corporations under the Code. We do not expect to maintain calculations of our earnings and profits in accordance with U.S. federal income tax principles. U.S. holders therefore should expect that distributions generally will be treated as dividends for U.S. federal income tax purposes.

If you are a U.S. holder, dividends paid in a currency other than U.S. dollars generally will be includible in your income in a U.S. dollar amount calculated by reference to the exchange rate in effect on the day you receive the dividends, in the case of our shares, or the date the depositary receives the dividends, in the case of our ADSs. U.S. holders should consult their own tax advisers regarding the treatment of foreign currency gain or loss, if any, on any foreign currency received that is converted into U.S. dollars after it is received.

Subject to certain exceptions for short-term positions, the U.S. dollar amount of dividends received by an individual with respect to our shares or ADSs will be subject to taxation at a preferential rate if the dividends are “qualified dividends.” Dividends paid on the our shares or ADSs will be treated as qualified dividends if:

- our shares and ADSs are readily tradable on an established securities market in the United States; and
- we were not, in the year prior to the year in which the dividend was paid, and are not, in the year in which the dividend is paid, a passive foreign investment company (a “PFIC”).

Our ADSs are listed on the NYSE, effective as of December 10, 2018, and our ADSs should qualify as readily tradable on an established securities market in the United States so long as they are so listed. As described in more detail under “—Passive Foreign Investment Company Status,” below, based on our audited financial statements and relevant market and shareholder data, we believe that we were not treated as a PFIC for U.S. federal income tax purposes with respect to our 2019 and 2020 taxable years and will not be a PFIC in our current taxable year. Holders should consult their own tax advisers regarding the availability of the reduced dividend tax rate in light of their own particular circumstances.

Because our shares are not themselves listed on a U.S. exchange, dividends received with respect to our shares that are not represented by ADSs may not be treated as qualified dividends. U.S. holders should consult their own tax advisers regarding the potential availability of the reduced dividend tax rate in respect of our shares.

Dividend distributions with respect to our shares or ADSs generally will be treated as “passive category” income from sources outside the United States for purposes of determining a U.S. holder’s U.S. foreign tax credit limitation. Subject to the limitations and conditions provided in the Code and the applicable U.S. Treasury Regulations, a U.S. holder may be able to claim a foreign tax credit against its U.S. federal income tax liability in respect of any Brazilian income taxes withheld at the appropriate rate applicable to the U.S. holder from a dividend paid to such U.S. holder. Alternatively, the U.S. holder may deduct such Brazilian income taxes from its U.S. federal taxable income, provided that the U.S. holder elects to deduct rather than credit all foreign income taxes for the relevant taxable year. The rules with respect to foreign tax credits are complex and involve the application of rules that depend on a U.S. holder’s particular circumstances. Accordingly, U.S. holders are urged to consult their tax advisers regarding the availability of the foreign tax credit under their particular circumstances.



U.S. holders that receive distributions of additional shares or ADSs or rights to subscribe for our shares or ADSs as part of a pro rata distribution to all our shareholders generally will not be subject to U.S. federal income tax in respect of the distributions, unless the U.S. holder has the right to receive cash or property, in which case the U.S. holder will be treated as if it received cash equal to the fair market value of the distribution.

### **Taxation of Dispositions of our Shares or ADSs**

Subject to the discussion below under “—Passive Foreign Investment Company Status,” if a U.S. holder realizes gain or loss on the sale, exchange or other taxable disposition of our shares or ADSs, that gain or loss will be capital gain or loss and generally will be long-term capital gain or loss if the shares or ADSs have been held for more than one year. Long-term capital gain realized by a U.S. holder that is an individual generally is subject to taxation at a preferential rate. The deductibility of capital losses is subject to limitations.

Gain, if any, realized by a U.S. holder on the sale or other disposition of our shares or ADSs generally will be treated as U.S. source income for U.S. foreign tax credit purposes. Consequently, if a Brazilian withholding tax is imposed on the sale or disposition of the shares, a U.S. holder that does not receive significant foreign source income from other sources may not be able to derive effective U.S. foreign tax credit benefits in respect of such Brazilian taxes.

U.S. holders should consult their own tax advisors regarding the application of the foreign tax credit rules to their investment in, and disposition of, our shares or ADSs.

If a U.S. holder sells or otherwise disposes of our shares or ADSs in exchange for currency other than U.S. dollars, the amount realized generally will be the U.S. dollar value of the currency received at the spot rate on the date of sale or other disposition (or, if the shares or ADSs are traded on an established securities market at such time, in the case of cash basis and electing accrual basis U.S. holders, the settlement date). An accrual basis U.S. holder that does not elect to determine the amount realized using the spot exchange rate on the settlement date will recognize foreign currency gain or loss equal to the difference between the U.S. dollar value of the amount received based on the spot exchange rates in effect on the date of the sale or other disposition and the settlement date. A U.S. holder generally will have a tax basis in the currency received equal to the U.S. dollar value of the currency received at the spot rate on the settlement date. Any currency gain or loss realized on the settlement date or the subsequent sale, conversion, or other disposition of the non-U.S. currency received for a different U.S. dollar amount generally will be U.S.-source ordinary income or loss, and will not be eligible for the reduced tax rate applicable to long-term capital gains. If an accrual basis U.S. holder makes the election described in the first sentence of this paragraph, it must be applied consistently from year to year and cannot be revoked without the consent of the IRS. A U.S. holder should consult its own tax advisors regarding the treatment of any foreign currency gain or loss realized with respect to any currency received in a sale or other disposition of the shares or ADSs. Deposits and withdrawals of shares by U.S. holders in exchange for ADSs will not result in the realization of gain or loss for U.S. federal income tax purposes.

### **Passive Foreign Investment Company Status**

Special U.S. tax rules apply to companies that are considered to be PFICs. We will be classified as a PFIC in a particular taxable year if, either:

- 75 percent or more of our gross income for the taxable year is passive income; or
- the average percentage of the value of our assets that produce or are held for the production of passive income is at least 50 percent.

For this purpose, passive income generally includes dividends, interest, gains from certain commodities transactions, rents, royalties and the excess of gains over losses from the disposition of assets that produce passive income.

We believe, and the following discussion assumes, that we were not a PFIC for our taxable year ending December 31, 2020 and that, based on the present composition of our income and assets and the manner in which we conduct our business, we will not be a PFIC in our current taxable year. However, the determination of whether we are a PFIC is a factual determination made annually, and our status could change depending, among other things, upon changes in the composition of our gross income and the relative quarterly average value of our assets. Accordingly, we cannot be certain that we will not be a PFIC in the current year or in future years. If we were a PFIC for any taxable year in which you hold our shares or ADSs, you generally would be subject to additional taxes on certain distributions and any gain realized from the sale or other taxable disposition of our shares or ADSs regardless of whether we continued to be a PFIC in any subsequent year, unless you elect to mark your shares or ADSs to market for tax purposes on an annual basis. You are encouraged to consult your own tax advisor as to our status as a PFIC and the tax consequences to you of such status.





## **Foreign Financial Asset Reporting**

Certain U.S. holders that own “specified foreign financial assets” with an aggregate value in excess of US\$50,000 on the last day of the taxable year or US\$75,000 at any time during the taxable year are generally required to file an information statement along with their tax returns, currently on Form 8938, with respect to such assets. “Specified foreign financial assets” include any financial accounts held at a non-U.S. financial institution, as well as securities issued by a non-U.S. issuer that are not held in accounts maintained by financial institutions. The understatement of income attributable to “specified foreign financial assets” in excess of US\$5,000 extends the statute of limitations with respect to the tax return to six years after the return was filed. U.S. holders who fail to report the required information could be subject to substantial penalties. Holders are encouraged to consult with their own tax advisors regarding the possible application of these rules, including the application of the rules to their particular circumstances.

## **Backup Withholding and Information Reporting**

Dividends paid on, and proceeds from the sale or other disposition of, our shares or ADSs to a U.S. holder generally may be subject to the information reporting requirements of the Code and may be subject to backup withholding unless the U.S. holder provides an accurate taxpayer identification number and makes any other required certification or otherwise establishes an exemption. Backup withholding is not an additional tax. The amount of any backup withholding from a payment to a U.S. holder will be allowed as a refund or credit against the U.S. holder’s U.S. federal income tax liability, provided the required information is furnished to the IRS in a timely manner.

A holder that is a foreign corporation or a non-resident alien individual may be required to comply with certification and identification procedures in order to establish its exemption from information reporting and backup withholding.

## ITEM 11. QUANTITATIVE AND QUALITATIVE DISCLOSURES ABOUT MARKET RISK

We are exposed to various market risks, including changes in foreign currency exchange rates, interest rates, correction indexes and prices of commodities that may affect the financial results of Suzano. In order to manage the impacts in the results in adverse scenarios, we have provided procedures for the monitoring of political exposure for the implementation of risk management.

The policies establish the limits and instruments to be implemented with the goal of: (i) protection of cash flow due to currency devaluation, (ii) interest rate exposure mitigation, (iii) reduction in the impacts of commodity price fluctuation and (iv) exchange of debt indexes.

In the process of market risk management, the identification, evaluation and implementation, as well as the contracting of financial instruments for risk protection are performed. The development management area accompanies the fulfillment of the limits established in our policies.

### Exchange Rate Risk

As a predominantly exporting company, our results are exposed to exchange variations. As such, fluctuations in the exchange rate, especially with regards to the U.S. dollars, may impact our results.

We issue debt securities in the international markets as an important part of the capital structure that is also exposed to fluctuations in the exchange rate. The mitigation of these risks comes from our own exports, which creates a natural hedge. Furthermore, we enter in derivatives transactions in the financial markets, including using strategies with options, as a way to ensure attractive levels of operating margins for a portion of our income. The foreign exchange hedging strategy follows our financial policies.

The net exposure of assets and liabilities in foreign currency, which is substantially in U.S dollars, is set forth below:

	December 31,		
	2020	2019	2018
	<i>(in millions of R\$)</i>		
<b>Assets</b>			
Cash and cash equivalents	6,370.2	2,527.8	1,144.0
Trade accounts receivable	1,938.6	2,027.0	1,661.1
Derivative financial instruments	621.4	9,440.1	493.7
	8,930.2	13,994.9	3,298.8
<b>Liabilities</b>			
Trade accounts payables	(492.6)	(1,085.2)	(72.7)
Loans and financing	(58,145.1)	(45,460.1)	(26,384.7)
Liabilities for asset acquisitions and subsidiaries	(313.0)	(288.2)	(333.0)
Derivative financial instruments	(6,994.4)	(11,315.9)	(1,464.6)
	(65,945.1)	(58,149.4)	(28,255.0)
<b>Liability exposure</b>	<b>(57,014.9)</b>	<b>(44,154.5)</b>	<b>(24,956.2)</b>

## Sensitivity Analysis – Foreign Exchange Exposure

For purposes of risk analysis, we use scenarios to evaluate the sensitivity that the variations in long and short positions, indexed in foreign currency, may suffer. We take as a base case the values recognized in accounting on December 31, 2020 and December 31, 2019 and, from there onwards, appreciations and depreciations are simulated, between 25% and 50%, of the *real* compared to other foreign currencies. The following table shows the probable values and the variations based on them.

	<b>December 31, 2020</b>		
	<b>As of</b>	<b>Effect on income and equity</b>	
	<b>Probable</b>	<b>Possible Increase (Δ25%)</b>	<b>Remote Increase (Δ50%)</b>
	<i>(in millions of R\$)</i>		
Cash and cash equivalents	6,370.2	1,592.5	3,185.1
Trade accounts receivable	1,938.6	484.6	969.3
Trade accounts payables	(492.6)	(123.2)	(246.3)
Loans and financing	(58,145.1)	(14,536.3)	(29,072.5)
Liabilities for assets acquisitions and subsidiaries	(313.0)	(78.2)	(156.5)
Derivatives Non-deliverable forward (“NDF”)	7.9	(102.8)	(205.5)
Derivatives Options	(780.9)	(3,386.1)	(7,232.4)
Derivatives Swap	(6,503.9)	(4,436.5)	(8,873.1)
	<b>(57,918.75)</b>	<b>(20,585.95)</b>	<b>(41,631.9)</b>

	<b>December 31, 2019</b>		
	<b>As of</b>	<b>Effect on income and equity</b>	
	<b>Probable</b>	<b>Possible Increase (Δ25%)</b>	<b>Remote Increase (Δ50%)</b>
	<i>(in millions of R\$)</i>		
Cash and cash equivalents	2,527.8	632.0	1,263.9
Trade accounts receivable	2,027.0	506.8	1,013.5
Trade accounts payables	(1,085.2)	(271.3)	(542.6)
Loans and financing	(45,460.1)	(11,365.0)	(22,730.1)
Liabilities for assets acquisitions and subsidiaries	(288.2)	(72.1)	(144.1)
Derivatives Options	(2,198.8)	(4,087.5)	(8,175.0)
Derivatives Swap	67.0	(2,710.5)	(6,048.3)
	<b>(44,410.5)</b>	<b>(17,367.6)</b>	<b>(35,362.7)</b>

## Commodity Price Risk

We are exposed to commodity prices reflected primarily in the sale price of pulp in the international market. Increases and decreases in production capacities in the global market, as well as the macroeconomic conditions may impact our operational results.

It is not possible to guarantee that prices will remain at levels that are beneficial to our results. We may use financial instruments to mitigate the sales price of part of the production, but in certain cases the employment of price protection for pulp may not be available.

We are also exposed to international oil prices, reflected in the logistical costs of transportation and commercialization.

On December 31, 20120 the Company held a long position in VLSFO (very-low sulfur fuel oil) in the notional amount of US\$37.6 million to hedge its logistics costs.

	December 31, 2020		
	As of	Effect on income	
	Probable	Possible Increase (Δ25%)	Remote Increase (Δ50%)
	<i>(in millions of R\$)</i>		
Oil Derivatives	(15.8)	43.6	87.2
	<u>(15.8)</u>	<u>43.6</u>	<u>87.2</u>

### Sensitivity Analysis – Exposure to Commodity Prices

We did not have open assets indexed to commodities in 2020.

### Derivatives by Contract Type

As of December 31, 2020, 2019 and 2018, the open positions of derivatives negotiated in the over-the-counter market, grouped by class of asset and reference index, are represented below.

	Notional value in US\$ millions			Fair value in millions of R\$		
	2020	2019	2018	2020	2019	2018
<b>Instruments contracted with protection strategy Operational hedge</b>						
Zero-cost collar (R\$ vs. US\$)	3,212.3	3,425.0	3,040.0	(780.5)	67.1	(134.8)
NDF (R\$ x US\$)	80.0	—	150.0	7.9	—	17.0
Fixed Swap (US\$) vs. CDI	-	—	—	—	—	—
Fixed Swap CDI vs. (US\$)	-	—	—	—	—	—
<b>Subtotal</b>	<b>3,292.3</b>	<b>3,425.0</b>	<b>3,190.0</b>	<b>(772.6)</b>	<b>67.1</b>	<b>(117.8)</b>
<b>Commodity hedge</b>						
Swap VLSFO/Brent (oil)	37.8	0.4	5.3	15.8	(0.1)	(1.1)
Swap US-CPI standing wood (U.S.\$)	646.1	679.5	—	354.9	268.5	—
<b>Subtotal</b>	<b>683.9</b>	<b>679.9</b>	<b>5.3</b>	<b>370.7</b>	<b>268.4</b>	<b>(1.1)</b>
<b>Debt hedge Interest rate hedge</b>						
Swap LIBOR vs. Fixed (US\$)	3,683.3	2,750.0	2,757.1	—	(444.9)	(170.7)
Swap IPCA vs. CDI (R\$)	843.8	843.8	—	—	233.3	—
Swap IPCA vs. Fixed (US\$)	121.0	121.0	—	—	30.5	—
Swap CDI vs. Fixed (US\$)	2,267.1	3,115.6	2,402.1	—	(1,940.4)	(853.1)
Swap Fixed (R\$) vs. Fixed (US\$)	350.0	350.0	—	—	(33.0)	—
<b>Subtotal</b>	<b>7,265.2</b>	<b>7,180.4</b>	<b>5,159.2</b>	<b>(6,374.1)</b>	<b>(2,154.5)</b>	<b>(1,023.8)</b>
<b>Total in derivatives</b>	<b>11,241.4</b>	<b>11,285.3</b>	<b>8,354.5</b>	<b>(6,776.0)</b>	<b>(1,818.9)</b>	<b>(1,142.8)</b>
<b>Current assets</b>				<b>484</b>	<b>260.3</b>	<b>352.5</b>
<b>Non-current assets</b>				<b>857.4</b>	<b>838.7</b>	<b>141.5</b>
<b>Current liabilities</b>				<b>(1,991.1)</b>	<b>(893.4)</b>	<b>(596.5)</b>
<b>Non-current liabilities</b>				<b>(6,126.3)</b>	<b>(2,024.5)</b>	<b>(1,040.2)</b>
				<u><b>(6,776.0)</b></u>	<u><b>(1,818.9)</b></u>	<u><b>(1,142.8)</b></u>

## ITEM 12. DESCRIPTION OF SECURITIES OTHER THAN EQUITY SECURITIES

The Bank of New York Mellon, as depositary, has agreed to reimburse us for expenses it incurs that are related to the establishment and maintenance of our ADS program. The depositary has agreed to reimburse us for our continuing and annual stock exchange listing fees. It has also agreed to pay the standard out-of-pocket maintenance costs for the ADRs, and to reimburse us annually for certain investor relations programs or special promotional activities. In certain instances, the depositary has agreed to provide additional payments to us based on any applicable performance indicators relating to the ADR facility. There are limits on the amount of expenses for which the depositary will reimburse us, but the amount of reimbursement available to us is not necessarily tied to the amount of fees the depositary collects from investors.

The depositary collects its fees for delivery and surrender of ADSs directly from investors depositing shares or surrendering ADSs for the purpose of withdrawal or from intermediaries acting for them. The depositary collects fees for making distributions to investors by deducting those fees from the amounts distributed or by selling a portion of distributable property to pay the fees. The depositary may collect its annual fee for depositary services by deduction from cash distributions or by directly billing investors or by charging the book-entry system accounts of participants acting for them.

**PART II**

**ITEM 13. DEFAULTS, DIVIDEND ARREARAGES AND DELINQUENCIES**

See discussion at Item 5. “Operating and Financial Review and Prospects—Liquidity and Capital Resources—Covenants.”

**ITEM 14. MATERIAL MODIFICATIONS TO THE RIGHTS OF SECURITY HOLDERS AND USE OF PROCEEDS**

None.

## ITEM 15. CONTROLS AND PROCEDURES

*Disclosure Controls and Procedures:* Our management, with the participation of our Chief Executive Officer and our Chief Financial Officer, after evaluating the effectiveness of our disclosure controls and procedures (as defined in the Exchange Act under Rule 13a-15(e)) as of the end of the period covered in this annual report, has concluded that, as of that date, our disclosure controls and procedures were effective to provide reasonable assurance that the information required to be disclosed by us in the reports that we file or submit under the Exchange Act was being recorded, processed, summarized and reported within the time periods specified in the applicable rules and forms, and was accumulated for and communicated to our management, including our Chief Executive Officer and Chief Financial Officer, to allow for timely decisions regarding the required disclosure.

*Management's Report on Internal Control over Financial Reporting:* Our management is responsible for establishing and maintaining adequate internal control over financial reporting, as such term is defined in Exchange Act Rule 13a-15(f) and for its assessment of the effectiveness of internal control over financial reporting. Our internal control over financial reporting is a process designed by, or under the supervision of, the principal executive and principal financial officers, or persons performing similar functions, and effected by the Company's Statutory Audit Committee, the Company's Board of Directors, management, and other personnel to provide reasonable assurances regarding the reliability of financial reporting and the preparation of financial statements for external purposes in accordance with and in compliance with the International Financial Reporting Standards ("IFRS") as issued by the International Accounting Standards Board ("IASB").

Our internal control over financial reporting includes those policies and procedures that (a) pertain to the maintenance of records that, in reasonable detail, accurately and fairly reflect the transactions and dispositions of our assets; (b) provide reasonable assurance that transactions are recorded as necessary to permit preparation of financial statements in accordance with and in compliance with IFRS as issued by the IASB, and that our receipts and expenditures are being made only in accordance with authorizations of our management and directors; and (c) provide reasonable assurance regarding prevention or timely detection of unauthorized acquisition, use, or disposition of our assets that could have a material effect on our audited consolidated financial statements.

Because of its inherent limitations, internal control over financial reporting may not prevent or detect misstatements. Also, projections of any evaluation of effectiveness to future periods are subject to the risk that controls may become inadequate because of changes in conditions, or that the degree of compliance with our policies or procedures may deteriorate.

The effectiveness of our internal control over financial reporting as of December 31, 2020 is based on the criteria established in Internal Control — Integrated Framework (2013), issued by the Committee of Sponsoring Organizations of the Treadway Commission (COSO). Based on that assessment, management has concluded that our internal control over financial reporting was effective as of December 31, 2020.

*Audit of the Effectiveness of Internal Control over Financial Reporting:* Our independent registered public accounting firm, PriceWaterhouseCoopers Auditores Independentes, has audited the effectiveness of our internal control over financial reporting, as stated in their report as of December 31, 2020, which is included herein.

*Changes in Internal Control over Financial Reporting:* There was no change in our internal control over financial reporting that occurred in the period covered by this annual report that has materially affected, or is reasonably likely to materially affect, our internal control over financial reporting.



**ITEM 16. A. AUDIT COMMITTEE FINANCIAL EXPERT**

Our board of directors has determined that Mr. Carlos Biedermann, a member of our audit committee, is an audit committee financial expert within the meaning of Sarbanes-Oxley and related regulations.

## ITEM 16. B. CODE OF ETHICS

Our board of directors has adopted a code of conduct (“Code of Conduct”) that applies to all of our board members, suppliers and employees, including the members of our financial department, our chief executive officer, our chief financial officer and our chief accounting officer. No waiver, either express or implied, of provisions of our Code of Conduct was granted to our chief executive officer, chief financial officer or chief accounting officer in 2020. A copy of our Code of Conduct has been filed as Exhibit 11.1 to this annual report.

Our Code of Conduct addresses, among others, the following topics:

- honest and ethical conduct, treating conflicts and misconduct with absolute secrecy;
- full, fair, accurate, timely, and understandable disclosure in reports and documents that we file with, or submit to public communications made by us;
- compliance with laws, internal procedures and rules and also rules established by Brazilian and international capital market regulatory agencies; and
- the prompt internal reporting of breaches related to our Code to the Ombudsman.

In order to keep the highest governance standards, every two years we review our Code of Conduct to assure that the document is up-to-date and follows best practices and regulations. In 2019, we approved the last revision of our Code of Conduct. All of our employees confirmed their commitment with our Code of Conduct and to undertake to comply with its principles and guidelines while performing their professional activities by performing mandatory training

Additionally, we have conducted awareness actions in order to enforce the importance of business integrity, compliance and the governance instruments – our Code of Conduct and the Ombudsman. Video-learning format regarding the anti-corruption policy and our Code of Conduct have been given to all employees in 2019, in order to reinforce the main guidelines and practices established by our Code of Conduct. This training program was mandatory for all of our employees and at the end of the training each employee signs the training electronically.

## ITEM 16. C. PRINCIPAL ACCOUNTANT FEES AND SERVICES

The following table sets forth by category of service the total fees for services performed by PricewaterhouseCoopers during the fiscal years ended December 31, 2020 and 2019.

Year Ended December 31	2020 <i>(In thousands of reais)</i>	2019 <i>(In thousands of reais)</i>
Audit Fees	23,083.4	21,281.0
Tax Fees	—	74.7
Audit Related Fees	—	—
All Other Fees	—	—
<b>Total</b>	<b>23,083.4</b>	<b>21,355.7</b>

### Audit Fees

Audit fees in 2020 and 2019 consisted of the aggregate fees billed by PricewaterhouseCoopers Auditores Independentes in connection with the audit of our annual financial statements, the reviews of our quarterly financial statements, and the audit of the statutory financial statements of our subsidiaries. Audit fees also include fees for services that can only be reasonably provided by our independent auditors, such as the issuance of comfort and consent letters and the review of periodic documents filed with the SEC.

### Tax Fees

Tax fees consisted of the aggregate fees billed by PricewaterhouseCoopers Auditores Independentes in connection with the consulting services for recovery of tax credits abroad and others.

### Pre-Approval Policies and Procedures

Neither our board of directors nor our audit committee has established pre-approval policies and procedures for the engagement of our registered public accounting firm for services. Our board of directors expressly approves on a case-by-case basis any engagement of our registered public accounting firm for audit and non-audit services provided to us or our subsidiaries. Any services provided by PriceWaterhouseCoopers Auditores Independentes that are not specifically included within the scope of the audit must be pre-approved by our board of directors in advance of any engagement. It is within the scope of our audit committee to provide recommendations to our board of directors regarding any such engagement.

## **ITEM 16. D. EXEMPTIONS FROM THE LISTING STANDARDS FOR AUDIT COMMITTEES**

Under the listed company audit committee rules of the NYSE and the SEC, we must comply with Rule 10A-3 under the Exchange Act, which requires that we establish an audit committee composed of members of the board of directors that meets specified requirements. Pursuant to Exchange Act Rule 10A-3(c)(3), a foreign private issuer is not required to have an audit committee equivalent to or comparable with a U.S. audit committee if the foreign private issuer has a body established and selected pursuant to home country legal or listing provisions expressly requiring or permitting such a body, and if the body meets the requirements that (i) it be separate from the full board, (ii) its members not be elected by management, (iii) no executive officer be a member of the body, and (iv) home country legal or listing provisions set forth standards for the independence of the members of the body. We believe that our statutory audit committee complies with these requirements, and we rely on the exemption provided by Rule 10A-3(c)(3) under the Exchange Act. See Item 6.A. “Directors and Senior Management—Audit Committee” for a description of our statutory audit committee.

**ITEM 16. E. PURCHASES OF EQUITY SECURITIES BY THE ISSUER AND AFFILIATED PURCHASERS**

During the fiscal year ended December 31, 2020, neither any “affiliated purchaser,” as defined in Rule 10b-18(a)(3) under the Exchange Act, nor we have purchased any of our equity securities.

**ITEM 16. F. CHANGES IN REGISTRANT'S CERTIFYING ACCOUNTANT**

Not applicable.

## **ITEM 16. G. CORPORATE GOVERNANCE**

### **Significant Differences between our Corporate Governance Practices and NYSE Corporate Governance Standards**

We are subject to the NYSE corporate governance listing standards. As a foreign private issuer, the standards applicable to us are considerably different than the standards applied to U.S. listed companies. Under the NYSE rules, we are required only to: (i) have an audit committee or audit board, pursuant to an applicable exemption available to foreign private issuers, that meets certain requirements, as discussed below, (ii) provide prompt certification by our chief executive officer of any material noncompliance with any corporate governance rules, and (iii) provide a brief description of the significant differences between our corporate governance practices and the NYSE corporate governance practice required to be followed by U.S. listed companies. The significant differences between our corporate governance practices and those required for U.S. listed companies follows below.

#### **Majority of Independent Directors**

The NYSE rules require that a majority of a company's board of directors must consist of independent directors. Independence is defined by various criteria, including the absence of a material relationship between the director and the listed company. Under Brazilian law, according to the provisions of the Novo Mercado, at least 20% or two of the members of our board of directors (whichever is the greater) must be independent directors, as defined under Brazilian law. Currently, our board of directors consists of nine members, six of which are independent members.

#### **Executive Sessions**

NYSE rules require that the non-management directors must meet at regularly scheduled executive sessions without management. The Brazilian Corporation Law does not have a similar provision. According to the Brazilian Corporation Law, up to one third of the members of a company's board of directors can be elected by management. In our case, none of our directors serve both as executive officer and director, simultaneously. There is no requirement under Brazilian law that our directors meet regularly in the absence of our executive officers. As a result, our directors do not typically meet in executive sessions.

#### **Nominating/Corporate Governance Committee**

NYSE rules require that listed companies have a nominating/corporate governance committee composed entirely of independent directors and governed by a written charter addressing the committee's purpose and detailing its responsibilities, which include, among others, identifying and selecting qualified board member nominees and developing a set of corporate governance principles applicable to a company. We are not required under applicable Brazilian law to have a nominating committee/corporate governance committee, and accordingly, to date, we have not established such a committee. Our directors are elected by our shareholders at a general shareholders' meeting. Our corporate governance practices are adopted by all members of our board directors.

#### **Compensation Committee**

NYSE rules require that listed companies have a compensation committee composed entirely of independent directors and governed by a written charter addressing the committee's required purpose and detailing its required responsibilities, which include, among other things, reviewing corporate goals relevant to CEO compensation, evaluating CEO performance and approving CEO compensation levels and recommending to the board non CEO compensation, incentive compensation and equity based plans. We are not required under applicable Brazilian law to have a compensation committee, although we have established an advisory committee, comprised of board members and independent members, to advise on certain of these matters. Under the Brazilian Corporation Law, the total amount available for compensation of our directors and executive officers and for profit sharing payments to our executive officers must be established by our shareholders at the annual general meeting. Our board of directors, based on recommendations and analysis of the compensation committee, is responsible for determining the compensation and profit-sharing of our executive officers, as well as the compensation of our board and committee members, which is established according to market standards and internal rules of compensation

## **Audit Committee**

Under NYSE Rule 303A.06 and the requirements of Rule 10A-3 of the SEC, domestic listed companies are required to have an audit committee consisting entirely of independent directors that otherwise complies with Rule 10A-3. In addition, a company's audit committee must have a written charter that addresses the matters outlined in NYSE Rule 303.A.06(c), have an internal audit function and otherwise fulfill the requirements of the NYSE and Rule 10A-3. Under the B3 listing rules for its *Novo Mercado* segment, we are required to have a "statutory audit committee" that complies with the CVM rules. The statutory audit committee is an advisory committee of the board of directors, and provides assistance in matters involving accounting, internal controls, financial reporting and compliance. The statutory audit committee also recommends the appointment of our independent auditors to our board of directors and evaluates the effectiveness of internal financial and legal compliance controls. The statutory audit committee is not equivalent to or comparable with a U.S. audit committee. Pursuant to Exchange Act Rule 10A-3(c)(3), which provides for an exemption under the rules of the SEC regarding the audit committees of listed companies, a foreign private issuer is not required to have an audit committee equivalent to or comparable with a U.S. audit committee if the foreign private issuer has a body established and selected pursuant to home country legal or listing provisions expressly requiring or permitting such a body, and if the body meets the requirements that (i) it be separate from the full board, (ii) its members not be elected by management, (iii) no executive officer be a member of the body, and (iv) home country legal or listing provisions set forth standards for the independence of the members of the body. See Item 6.A, "Directors and Senior Management—Audit Committee" for a description of our statutory audit committee.

## **Shareholder Approval of Equity Compensation Plans**

NYSE rules require that shareholders be given the opportunity to vote on all equity compensation plans and material revisions thereto, with limited exceptions. Under Brazilian corporate law, shareholders must approve all stock option plans. In addition, any issuance of new shares that exceeds our authorized share capital is subject to shareholder approval.

## **Corporate Governance Guidelines**

NYSE rules require that listed companies adopt and disclose corporate governance guidelines. We have not adopted any formal corporate governance guidelines beyond those required by applicable Brazilian law. We believe that the corporate governance guidelines applicable to us under Brazilian corporate law are consistent with the guidelines established by the NYSE.

## **Code of Business Conduct and Ethics**

NYSE rules require that listed companies adopt and disclose a code of business conduct and ethics for directors, officers and employees, and promptly disclose any waivers of the code for directors or executive officers. Applicable Brazilian law does not have a similar requirement. We believe our code substantially addresses the matters required to be addressed by the NYSE rules. A copy of our Code of Conduct has been filed as Exhibit 11.1 to this annual report. For a further discussion of our Code of Conduct, see Item 16.B "Code of Ethics."

## **Internal Audit Function**

NYSE rules require that listed companies maintain an internal audit function to provide management and the audit committee with ongoing assessments of the company's risk management processes and system of internal control. Brazilian law does not require that companies maintain an internal audit function. However, as an issuer on the New York Stock Exchange, we maintain an internal audit function. Our internal audit function is under the supervision of our statutory audit committee and is responsible for independently evaluating corporate, forest and industrial processes, verifying compliance with standards and policies adopted by us and analyzing possible cases of irregularities, such as fraud, bribery, corruption, conflicts of interest, insider information, embezzlement and damage to property.

The internal audit considers a risk-based approach and the views of our management and members of our audit committee. The audit results are reported to our chief executive officer and our statutory audit committee.



**ITEM 16. H. MINE SAFETY DISCLOSURE**

Not applicable.

**PART III**

**ITEM 17. FINANCIAL STATEMENTS**

Not applicable.

## ITEM 18. FINANCIAL STATEMENTS

See pages F-1 through F-108, included herein.

124

---

## ITEM 19. EXHIBITS

### No. Description

---

[1.1 Bylaws of Suzano, dated as of April 27, 2021.](#)

[2.1 Description of Securities.](#)

[3.1 English translation of the Suzano Shareholders' Agreement dated as of September 28, 2017, by and among the Suzano Controlling Shareholders \(incorporated by reference to Exhibit 10.2 of Registration Statement on Form F-4 filed with the Securities and Exchange Commission on August 6, 2018 \(File No. 333-226596\)\).](#)

[3.2 English translation of the Suzano Share Transfer Agreement dated as of September 28, 2017, by and among certain of the controlling shareholders of Suzano \(incorporated by reference to Exhibit 10.3 of Registration Statement on Form F-4 filed with the Securities and Exchange Commission on August 6, 2018 \(File No. 333-226596\)\).](#)

[8.1 List of Subsidiaries.](#)

[11.1 Code of Ethics.](#)

[12.1 Certifications Pursuant to Section 302 of the Sarbanes-Oxley Act of 2002.](#)

[13.1 Certifications Pursuant to Section 906 of the Sarbanes-Oxley Act of 2002.](#)

[15.1 Consent Letter of PricewaterhouseCoopers Auditores Independentes.](#)

101.INS XBRL Instance Document

101.SCH XBRL Taxonomy Extension Schema Document

101.CAL XBRL Taxonomy Extension Calculation Linkbase Document

101.DEF XBRL Taxonomy Extension Definition Linkbase Document

101.LAB XBRL Taxonomy Extension Label Linkbase Document

101.PRE XBRL Taxonomy Extension Presentation Linkbase Document

The amount of our long-term debt securities or our subsidiaries authorized under any individual outstanding agreement does not exceed 10% of our total assets on a consolidated basis. We hereby agree to furnish the SEC, upon its request, a copy of any instruments defining the rights of holders of our long-term debt or of our subsidiaries for which consolidated or unconsolidated financial statements are required to be filed.

125

---

## SIGNATURES

The registrant hereby certifies that it meets all the requirements for filing on Form 20-F and has duly caused this annual report to be signed on its behalf by the undersigned, thereunto duly authorized, in the city of São Paulo, on April 29, 2021.

Suzano S.A.

By: /s/ Walter Schalka

Name: Walter Schalka

Title: Chief Executive Officer

By: /s/ Marcelo Feriozzi Bacci

Name: Marcelo Feriozzi Bacci

## **Report of independent registered public accounting firm**

To the Board of Directors and Shareholders  
Suzano S.A.

### **Opinions on the financial statements and internal control over financial reporting**

We have audited the accompanying consolidated balance sheets of Suzano S.A. and its subsidiaries (the “Company”) as of December 31, 2020 and 2019, and the related consolidated statements of income (loss), of comprehensive income (loss), of changes in equity and of cash flows for each of the three years in the period ended December 31, 2020, including the related notes (collectively referred to as the “consolidated financial statements”). We also have audited the Company’s internal control over financial reporting as of December 31, 2020, based on criteria established in Internal Control - Integrated Framework (2013) issued by the Committee of Sponsoring Organizations of the Treadway Commission (COSO).

In our opinion, the consolidated financial statements referred to above present fairly, in all material respects, the financial position of the Company as of December 31, 2020 and 2019, and the results of its operations and its cash flows for each of the three years in the period ended December 31, 2020 in conformity with International Financial Reporting Standards as issued by the International Accounting Standards Board. Also in our opinion, the Company maintained, in all material respects, effective internal control over financial reporting as of December 31, 2020, based on criteria established in Internal Control - Integrated Framework (2013) issued by the COSO.

#### *Change in Accounting Principle*

As discussed in Notes 3.2.17 and 19 to the consolidated financial statements, the Company changed the manner in which it accounts for leases in 2019.

### **Basis for opinions**

The Company’s management is responsible for these consolidated financial statements, for maintaining effective internal control over financial reporting, and for its assessment of the effectiveness of internal control over financial reporting, included in the accompanying Management’s Report on Internal Control over Financial Reporting. Our responsibility is to express opinions on the Company’s consolidated financial statements and on the Company’s internal control over financial reporting based on our audits. We are a public accounting firm registered with the Public Company Accounting Oversight Board (United States) (PCAOB) and are required to be independent with respect to the Company in accordance with the US federal securities laws and the applicable rules and regulations of the Securities and Exchange Commission and the PCAOB.

We conducted our audits in accordance with the standards of the PCAOB. Those standards require that we plan and perform the audits to obtain reasonable assurance about whether the consolidated financial statements are free of material misstatement, whether due to error or fraud, and whether effective internal control over financial reporting was maintained in all material respects.

Our audits of the consolidated financial statements included performing procedures to assess the risks of material misstatement of the consolidated financial statements, whether due to error or fraud, and performing procedures that respond to those risks. Such procedures included examining, on a test basis, evidence regarding the amounts and disclosures in the consolidated financial statements. Our audits also included evaluating the accounting principles used and significant estimates made by management, as well as evaluating the overall presentation of the consolidated financial statements. Our audit of internal control over financial reporting included obtaining an understanding of internal control over financial reporting, assessing the risk that a material weakness exists, and testing and evaluating the design and operating effectiveness of internal control based on the assessed risk. Our audits also included performing such other procedures as we considered necessary in the circumstances. We believe that our audits provide a reasonable basis for our opinions.

## **Definition and limitations of internal control over financial reporting**

A company's internal control over financial reporting is a process designed to provide reasonable assurance regarding the reliability of financial reporting and the preparation of financial statements for external purposes in accordance with generally accepted accounting principles. A company's internal control over financial reporting includes those policies and procedures that (i) pertain to the maintenance of records that, in reasonable detail, accurately and fairly reflect the transactions and dispositions of the assets of the company; (ii) provide reasonable assurance that transactions are recorded as necessary to permit preparation of financial statements in accordance with generally accepted accounting principles, and that receipts and expenditures of the company are being made only in accordance with authorizations of management and directors of the company; and (iii) provide reasonable assurance regarding prevention or timely detection of unauthorized acquisition, use, or disposition of the company's assets that could have a material effect on the financial statements.

Because of its inherent limitations, internal control over financial reporting may not prevent or detect misstatements. Also, projections of any evaluation of effectiveness to future periods are subject to the risk that controls may become inadequate because of changes in conditions, or that the degree of compliance with the policies or procedures may deteriorate.

## **Critical audit matters**

The critical audit matters communicated below are matters arising from the current period audit of the consolidated financial statements that were communicated or required to be communicated to the audit committee and that (i) relate to accounts or disclosures that are material to the consolidated financial statements and (ii) involved our especially challenging, subjective, or complex judgments. The communication of critical audit matters does not alter in any way our opinion on the consolidated financial statements, taken as a whole, and we are not, by communicating the critical audit matters below, providing separate opinions on the critical audit matters or on the accounts or disclosures to which they relate.

## **Goodwill impairment test - Pulp Cash-Generating Unit**

As described in Notes 3.2.18 and 16.1 to the consolidated financial statements, the goodwill associated with the Pulp Cash-Generating unit ("CGU") was R\$ 7,897,051 thousand as of December 31, 2020, arising from Fibria acquisition. Potential impairment is identified by comparing the value in use of the CGU to its carrying amount, including goodwill. Value in use is estimated by management using a discounted cash flow model. Management's cash flow projections for Pulp CGU included significant judgments and assumptions relating to net average pulp prices and the discount rate.

The principal considerations for our determination that performing procedures relating to the goodwill impairment test of Pulp CGU is a critical audit matter are there was the significant judgment by management when developing the value in use measurement for the CGU. This in turn led to a high degree of auditor judgment, subjectivity, and effort in performing procedures to evaluate management's cash flow projections and the significant assumptions net average pulp prices and discount rate. In addition, professionals with specialized skill and knowledge were used to assist in performing these procedures and evaluating the audit evidence obtained regarding the estimated discounted cash flow model and discount rate.

Addressing the matter involved performing procedures and evaluating audit evidence in connection with forming our overall opinion on the consolidated financial statements. These procedures included testing the effectiveness of controls relating to management's goodwill impairment test, including controls over the valuation of the Company's Pulp CGU. These procedures also included, among others, testing management's process for developing the value in use estimate; evaluating the appropriateness of the discounted cash flow model; testing the completeness, accuracy, and relevance of underlying data used in the model; and evaluating the significant assumptions used by management, related to the net average pulp prices and the discount rate. Evaluating management's assumptions relating to net average pulp prices involved evaluating whether the assumptions used by management were reasonable considering; (i) the current and past performance of the CGU, (ii) the consistency with external market and industry data, and (iii) whether these assumptions were consistent with evidence obtained in other areas of the audit. Professionals with specialized skill and knowledge were used to assist in the evaluation of the Company's discounted cash flow model and the discount rate.

## **Deferred tax assets**

As described in Notes 3.2.19 and 12 to the consolidated financial statements, the Company's consolidated deferred tax assets balance recorded in non-current assets was R\$ 8,677,002 thousand as of December 31, 2020, arising from tax loss carryforwards, negative tax base and temporary differences. Deferred tax assets are recognized to the extent that it is probable that future taxable profit will be available to be used to offset tax loss carryforwards, negative tax base and temporary differences, based on projections of future results. Management's cash flow projections included significant judgments and assumptions relating to net average pulp and paper prices and the transfer price with the subsidiary based in Austria.

The principal considerations for our determination that performing procedures relating to the deferred tax assets is a critical audit matter are there was the significant judgment by management when estimating the recoverable amount of deferred tax assets and the timing when tax loss carryforwards, negative tax base and temporary differences will occur. This in turn led to a high degree of auditor judgment, subjectivity, and effort in performing procedures to evaluate management's cash flow projections and significant assumptions, related to the net average pulp and paper prices and the transfer price with the subsidiary based in Austria. In addition, professionals with specialized skill and knowledge were used to assist in performing these procedures and evaluating the audit evidence obtained regarding the estimated cash flow model.

Addressing the matter involved performing procedures and evaluating audit evidence in connection with forming our overall opinion on the consolidated financial statements. These procedures included testing the effectiveness of controls relating to management's projections, including controls over the valuation of the recoverable amount of deferred tax assets. These procedures also included, among others, testing management's process for estimating the recoverable amount; evaluating the appropriateness of the cash flow model; testing the completeness, accuracy, and relevance of underlying data used in the model; and evaluating the significant assumptions used by management, related to the net average pulp and paper prices and the transfer price with the subsidiary based in Austria. Evaluating management's assumptions relating to net average pulp and paper prices involved evaluating whether the assumptions used by management were reasonable considering: (i) the current and past performance of the Company, (ii) the consistency with external market and industry data, and (iii) whether these assumptions were consistent with evidence obtained in other areas of the audit.

#### **Provision for judicial liabilities relating to tax**

As described in Notes 3.2.22 and 20 to the consolidated financial statements, the Company's consolidated provision for judicial liabilities relating to tax was R\$ 2,848,589 (net of judicial deposits) thousand as of December 31, 2020. The Company recognizes liabilities in the consolidated financial statements for the resolution of pending litigation when management determines that a loss is probable and the amount of the loss can be reasonably estimated. No liability for an estimated loss is accrued in the consolidated financial statements for unfavorable outcomes when, after assessing the information available, (i) management concludes that it is not probable that a loss will be incurred in any of the pending litigation; or (ii) management is unable to estimate the loss for any of the pending matters.

The principal considerations for our determination that performing procedures relating to provision for judicial liabilities relating to tax is a critical audit matter are there was significant judgement by management when assessing the likelihood of a loss being incurred and when determining whether a reasonable estimate of the loss for each claim can be made, which in turn led to a high degree of auditor judgment and effort in evaluating management's assessment of the loss contingencies associated with litigation claims. Professionals with specialized skill and knowledge were used to assist in the evaluation of the likelihood of loss being incurred.

Addressing the matter involved performing procedures and evaluating audit evidence in connection with forming our overall opinion on the consolidated financial statement. These procedures included testing the effectiveness of controls relating to management's evaluation of tax litigation claims, including controls over determining whether a loss is probable and whether the amount of loss can be reasonably estimated. These procedures also included, among others, obtaining and evaluating the letters of audit inquiry with internal and external legal counsel, evaluating the reasonableness of management's assessment regarding whether an unfavorable outcome is reasonably possible or probable and reasonably estimable, and evaluating the sufficiency of the Company's litigation contingency disclosures. Professionals with specialized skill and knowledge were used to assist in the evaluation of the likelihood of loss being incurred.

#### **Valuation of biological assets**

As described in Notes 3.2.15 and 13 to the consolidated financial statements, the Company's consolidated biological assets balance was R\$ 11,161,210 thousand at December 31, 2020 and are measured at fair value, less estimated costs to sell. Fair value is estimated by management using a discounted cash flow model. Management's cash flow projections included significant judgments and assumptions relating to gross average sale price of eucalyptus and the average annual growth (IMA) of biological assets.

The principal considerations for our determination that performing procedures relating to the valuation of biological assets is a critical audit matter are (i) there was a high degree of auditor subjectivity in applying our procedures relating to the fair value measurement of the biological assets due to the significant amount of judgment required by management when developing these estimates; (ii) significant audit effort was required in assessing the significant assumptions relating to biological assets, average annual growth (IMA) and gross average sale price of eucalyptus and (iii) professionals with specialized skill and knowledge were used to assist in performing these procedures and evaluating the audit evidence obtained regarding the estimated discount cash flow model and discount rate.

Addressing the matter involved performing procedures and evaluating audit evidence in connection with forming our overall opinion on the consolidated financial statements. These procedures included testing the effectiveness of controls relating to the completeness of data and the model used to measure the fair value of the biological assets. Our procedures also included, among others, testing management's process for developing the fair value estimate; evaluating the appropriateness of the discounted cash flow model; testing the completeness, accuracy, and relevance of underlying data used in the model; and evaluating the significant assumptions used by management, related to the average annual growth (IMA) and the gross average eucalyptus sale price. Evaluating management's assumptions relating to average annual growth (IMA) and gross average eucalyptus sale price involved evaluating whether the assumptions used by management were reasonable considering; (i) the consistency with external market and industry data; and (ii) whether these assumptions were consistent with evidence obtained in other areas of the audit. Professionals with specialized skill and knowledge were used to assist in the evaluation of the Company's discounted cash flow model and the discount rate.

São Paulo, Brazil  
February 10, 2021

/s/PricewaterhouseCoopers  
Auditores Independentes

We have served as the Company's auditor since 2017.

---

F-4



### **Management's Report on Internal Control over Financial Reporting**

1 The management of Suzano S.A. and subsidiaries (the "Company") is responsible for establishing and maintaining adequate internal control over financial reporting and for its assessment of the effectiveness of internal control over financial reporting.

2 The Company's internal control over financial reporting is a process designed by, or under the supervision of, the principal executive and principal financial officers, or persons performing similar functions, and effected by the Company's Statutory Audit Committee, the Company's Board of Directors, management, and other personnel to provide reasonable assurance regarding the reliability of financial reporting and the preparation of financial statements for external purposes in accordance with and in compliance with the International Financial Reporting Standards ("IFRS") as issued by the International Accounting Standards Board ("IASB"). The Company's internal control over financial reporting includes those policies and procedures that (a) pertain to the maintenance of records that, in reasonable detail, accurately and fairly reflect the transactions and dispositions of the assets of the Company; (b) provide reasonable assurance that transactions are recorded as necessary to permit preparation of financial statements in accordance with and in compliance with IFRS as issued by the IASB, and that receipts and expenditures of the Company are being made only in accordance with authorizations of management and directors of the Company; and (c) provide reasonable assurance regarding prevention or timely detection of unauthorized acquisition, use, or disposition of the Company's assets that could have a material effect on the consolidated financial statements.

3 Because of its inherent limitations, internal control over financial reporting may not prevent or detect misstatements. Also, projections of any evaluation of effectiveness to future periods are subject to the risk that controls may become inadequate because of changes in conditions, or that the degree of compliance with the policies or procedures may deteriorate.

4 The effectiveness of the Company's internal control over financial reporting as of December 31, 2020, is based on the criteria established in Internal Control - Integrated Framework (2013) issued by the Committee of Sponsoring Organizations of the Treadway

Commission (COSO). Based on that assessment, management has concluded that, as of December 31, 2020, the Company's internal control over financial reporting is effective.

São Paulo, February 10, 2021

/s/ Walter Schalka  
 \_\_\_\_\_  
 Walter Schalka  
 Chief Executive Officer

/s/ Marcelo Feriozzi Bacci  
 \_\_\_\_\_  
 Marcelo Feriozzi Bacci  
 Chief Financial Officer  
 and Investor Relations Officer

F-5

Suzano S.A.



**Consolidated financial statements**  
**Year ended December 31, 2020 and 2019**

*(In thousands of R\$, unless otherwise stated)*

**CONSOLIDATED BALANCE SHEETS**

ASSET	Note	December 31, 2020	December 31, 2019
<b>CURRENT</b>			
Cash and cash equivalents	5	6,835,057	3,249,127
Marketable securities	6	2,212,079	6,150,631
Trade accounts receivable	7	2,915,206	3,035,817
Inventories	8	4,009,335	4,685,595
Recoverable taxes	9	406,850	997,201
Derivative financial instruments	4.5	484,043	260,273
Advances to suppliers	10	43,162	170,481
Other assets		738,924	335,112
		<u>17,644,656</u>	<u>18,884,237</u>
Assets held for sale	1.2.2	313,338	
<b>Total current assets</b>		<u>17,957,994</u>	<u>18,884,237</u>
<b>NON-CURRENT</b>			
Marketable securities	6	184,778	179,703
Recoverable taxes	9	834,575	708,914
Deferred taxes	12	8,677,002	2,134,040
Derivative financial instruments	4.5	857,377	838,699
Advances to suppliers	10	1,015,115	1,087,149
Judicial deposits		257,789	268,672
Other assets		235,341	228,881
Biological assets	13	11,161,210	10,571,499
Investments	14	359,071	322,446
Property, plant and equipment	15	39,156,890	41,120,945
Right of use	19.1	4,344,078	3,850,237
Intangible	16	16,759,528	17,712,803
<b>Total non-current</b>		<u>83,842,754</u>	<u>79,023,988</u>
<b>TOTAL ASSET</b>		<u>101,800,748</u>	<u>97,908,225</u>

The accompanying notes are an integral part of this consolidated financial statements.



Suzano S.A.



**Consolidated financial statements**  
**Year ended December 31, 2020 and 2019**

*(In thousands of R\$, unless otherwise stated)*

**CONSOLIDATED BALANCE SHEETS**

<b>LIABILITIES</b>	<b>Note</b>	<b>December 31, 2020</b>	<b>December 31, 2019</b>
<b>CURRENT</b>			
Trade accounts payable	17	2,361,098	2,376,459
Loans, financing and debentures	18.1	2,043,386	6,227,951
Lease liabilities	19.2	620,177	656,844
Derivative financial instruments	4.5	1,991,118	893,413
Taxes payable		170,482	307,639
Payroll and charges		492,728	400,435
Liabilities for assets acquisitions and subsidiaries	23	101,515	94,414
Dividends payable		6,232	5,720
Advance from customers		25,171	59,982
Other liabilities		360,916	456,338
<b>Total current liabilities</b>		<b>8,172,823</b>	<b>11,479,195</b>
<b>NON-CURRENT</b>			
Loans, financing and debentures	18.1	70,856,496	57,456,375
Lease liabilities	19.2	4,571,583	3,327,226
Derivative financial instruments	4.5	6,126,282	2,024,500
Liabilities for assets acquisitions and subsidiaries	23	400,713	447,201
Provision for judicial liabilities	20.1	3,255,955	3,512,477
Employee benefit plans	21.2	785,045	736,179
Deferred taxes	12	570	578,875
Share-based compensation plans	22.3	195,135	136,505
Other liabilities		98,768	121,723
<b>Total non-current liabilities</b>		<b>86,290,547</b>	<b>68,341,061</b>
<b>TOTAL LIABILITIES</b>		<b>94,463,370</b>	<b>79,820,256</b>
<b>EQUITY</b>			
	25		
Share capital		9,235,546	9,235,546
Capital reserves		10,612	6,416,864
Treasury shares		(218,265)	(218,265)
Retained earnings reserves			317,144
Other reserves		2,129,944	2,221,341
Retained loss		(3,926,015)	
<b>Controlling shareholder´s</b>		<b>7,231,822</b>	<b>17,972,630</b>
<b>Non-controlling interest</b>		<b>105,556</b>	<b>115,339</b>
<b>Total equity</b>		<b>7,337,378</b>	<b>18,087,969</b>
<b>TOTAL LIABILITIES AND EQUITY</b>		<b>101,800,748</b>	<b>97,908,225</b>

The accompanying notes are an integral part of this consolidated financial statements.

**Consolidated financial statements**  
**Year ended December 31, 2020, 2019 and 2018**

*(In thousands of R\$, unless otherwise stated)*

**CONSOLIDATED STATEMENTS OF INCOME (LOSS)**

	Note	12 months YTD		
		December 31, 2020	December 31, 2019	December 31, 2018
<b>NET SALES</b>	<b>28</b>	<b>30,460,277</b>	26,012,950	13,443,376
Cost of sales	<b>30</b>	<b>(18,966,331)</b>	(20,743,482)	(6,922,331)
<b>GROSS PROFIT</b>		<b>11,493,946</b>	5,269,468	6,521,045
<b>OPERATING INCOME (EXPENSES)</b>				
Selling	<b>30</b>	<b>(2,174,652)</b>	(1,905,279)	(598,726)
General and administrative	<b>30</b>	<b>(1,443,192)</b>	(1,173,358)	(825,209)
Income from associates and joint ventures	<b>14</b>	<b>36,142</b>	31,993	7,576
Other, net	<b>30</b>	<b>531,150</b>	405,754	(96,875)
<b>OPERATING PROFIT BEFORE NET FINANCIAL INCOME (EXPENSES)</b>		<b>8,443,394</b>	2,628,578	5,007,811
<b>NET FINANCIAL INCOME (EXPENSES)</b>				
	<b>27</b>			
Financial expenses		<b>(4,459,425)</b>	(4,178,848)	(1,500,374)
Financial income		<b>327,475</b>	493,246	459,707
Derivative financial instruments		<b>(9,422,682)</b>	(1,075,252)	(2,735,196)
Monetary and exchange variations, net		<b>(12,530,891)</b>	(1,964,927)	(1,066,650)
<b>NET INCOME (LOSS) BEFORE TAXES</b>		<b>(17,642,129)</b>	(4,097,203)	165,298
<b>Income and social contribution taxes</b>				
Current	<b>12</b>	<b>(181,926)</b>	(246,110)	(586,568)
Deferred	<b>12</b>	<b>7,109,120</b>	1,528,571	741,084
<b>NET INCOME (LOSS) FOR THE YEAR</b>		<b>(10,714,935)</b>	(2,814,742)	319,814
<b>Attributable to</b>				
Controlling shareholders'		<b>(10,724,828)</b>	(2,817,518)	319,693
Non-controlling interest		<b>9,893</b>	2,776	121
<b>Earnings (loss) per share</b>				
Basic	<b>26.1</b>	<b>(7.94890)</b>	(2.08825)	0.29236
Diluted	<b>26.2</b>	<b>(7.94890)</b>	(2.08825)	0.29199

The accompanying notes are an integral part of this consolidated financial statements.

(In thousands of R\$, unless otherwise stated)

## CONSOLIDATED STATEMENTS OF COMPREHENSIVE INCOME (LOSS)

	December 31, 2020	December 31, 2019	December 31, 2018
<b>Net income (loss) for the year</b>	<b>(10,714,935)</b>	<b>(2,814,742)</b>	<b>319,814</b>
<b>Other comprehensive income (loss)</b>			
Exchange rate variation and fair value investments in equity measured at fair value through other comprehensive income	6,290	3,576	
Tax effect of the above items	(2,139)	(1,216)	
Actuarial gain on post-employment plans of the subsidiaries	3,522	2,749	
Tax effect of the above item	(1,015)	(935)	
Actuarial loss on post-employment plans of the subsidiaries	(37,188)	(147,640)	(69,305)
Tax effect of the above item	12,644	50,198	23,564
<b>Items with no subsequent effect on income</b>	<b>(17,886)</b>	<b>(93,268)</b>	<b>(45,741)</b>
Exchange rate variation on conversion of financial statements of the subsidiaries abroad <sup>(1)</sup>	(2,857)	45,819	137,546
<b>Items with subsequent effect on income</b>	<b>(2,857)</b>	<b>45,819</b>	<b>137,546</b>
	<b>(10,735,678)</b>	<b>(2,862,191)</b>	<b>411,619</b>
<b>Attributable to</b>			
Controlling shareholders'	(10,745,571)	(2,864,967)	411,498
Non-controlling interest	9,893	2,776	121

- 1) As of December 31, 2020 includes the exchange variation related to investments abroad of wholly-owned subsidiaries whose functional currencies are different from the Brazilian Real (notes 3.1.1 and 3.2.5).  
As of December 31, 2019 and 2018 includes the (i) exchange variation related to investments abroad of wholly-owned subsidiaries and (ii) hyperinflation referring to the wholly owned subsidiary Stenfar (note 3.2.6).

The accompanying notes are an integral part of this consolidated financial statements.

F-9

Suzano S.A.

## Consolidated financial statements Year ended December 31, 2020, 2019 and 2018



(In thousands of R\$, unless otherwise stated)

## CONSOLIDATED STATEMENTS OF CHANGES IN EQUITY

	Attributed to of controlling shareholders															Non-controlling interest	Total
	Share Capital		Capital reserves				Retained earnings reserves					Dividends proposed	Other reserves	Retained earnings (losses)	Total		
Share Capital	Share issuance costs	Tax incentives	Stock options granted	Share issuance costs	Other	Treasurys shares	Tax incentives	Legal Reserve	Reserve for capital increase	Special statutory reserve							
Balances at December 31, 2017	6,241,753		396,006	14,237	(15,442)		(241,088)	406,897	2,281,319	234,602		2,298,327		11,616,610	11,616,610		



<b>income for the year</b>													
<b>Transactions with shareholders</b>													
Loss absorption				(684,563)	(105,670)	(1,730,629)	(242,612)			2,763,474			
Share capital increase	3,027,528											3,027,528	
Share issuance costs		(33,735)		15,442								(18,293)	
Stock options granted				879								879	
Non-controlling interest arising from business combination													98,635
Unclaimed dividends forfeited										1,126	1,126		
Dividends paid												(596,534)	(596,534)
<b>Internal changes in equity</b>				(684,563)		684,563							
Transfers of tax incentives													
Realization of deemed cost, net of taxes										(52,918)	52,918		
Issue of common shares related to business combination						6,410,885						6,410,885	6,410,885
<b>Balances at December 31, 2019</b>	<b>9,269,281</b>	<b>(33,735)</b>	<b>5,979</b>	<b>6,410,885</b>	<b>(218,265)</b>	<b>317,144</b>				<b>2,221,341</b>	<b>17,972,630</b>	<b>115,339</b>	<b>18,000,000</b>
<b>Total comprehensive income</b>													
Net (loss) for the year											(10,724,828)	(10,724,828)	9,893
Other comprehensive income for the year											(20,743)	(20,743)	
<b>Transactions with shareholders</b>													
Loss absorption (note 25.6)				(6,410,885)		(317,144)				6,728,029			
Stock options granted			4,633								4,633		
Realization of fair value attributable to non-controlling interest													(19,676)
Unclaimed dividends forfeited										130	130		
<b>Internal changes in equity</b>													
Partial Realization of deemed cost, net of taxes										(70,654)	70,654		
<b>Balances at December 31, 2020</b>	<b>9,269,281</b>	<b>(33,735)</b>	<b>10,612</b>	<b>(218,265)</b>						<b>2,129,944</b>	<b>(3,926,015)</b>	<b>7,231,822</b>	<b>105,556</b>

The accompanying notes are an integral part of this consolidated financial statements.

**Consolidated financial statements**  
**Year ended December 31, 2020, 2019 and 2018**

(In thousands of R\$, unless otherwise stated)

**CONSOLIDATED STATEMENTS OF CASH FLOWS**

	December 31, 2020	December 31, 2019	December 31, 2018
<b>OPERATING ACTIVITIES</b>			
<b>Net income (loss) for the year</b>	<b>(10,714,935)</b>	<b>(2,814,742)</b>	<b>319,814</b>
<b>Adjustment to</b>			
Depreciation, depletion and amortization (Notes 27 and 30) <sup>(1)</sup>	6,565,441	7,898,775	1,563,223
Amortization of right of use (Note 19.1)	186,768	154,217	
Sublease of ships	(35,841)		
Interest expense on lease liabilities	397,746	226,103	
Results from sale, disposals and provision for losses (impairment) of property, plant and equipment and biological assets, net (Note 30)	(53,807)	77,930	13,580
Income (loss) from associates and joint ventures (Note 14.2)	(36,142)	(31,993)	(7,576)
Exchange rate and monetary variations, net (Note 27)	12,530,891	1,964,927	1,446,207
Interest expenses with financing, loans and debentures, net (Note 27)	3,286,254	3,363,019	872,208
Premium expenses with repurchase of bonds (Note 27)	391,390		
Capitalized interest (Note 27)	(10,636)	(4,213)	
Accrual of interest on marketable securities	(94,868)	(392,018)	(127,037)
Amortization of fundraising costs (Note 27)	101,741	185,807	44,499
Derivative (gains) losses, net (Note 27)	9,422,682	1,075,252	2,735,196
Fair value adjustment of biological assets (Note 13)	(466,484)	(185,399)	129,187
Deferred income tax and social contribution (Note 12.3)	(7,109,120)	(1,528,571)	(741,084)
Tax credits - gains in tax lawsuit (ICMS from the PIS/COFINS calculation basis) (note 9)		(128,115)	
Interest on employee benefits (Note 21.2)	53,092	44,496	35,920
Provision for (reversal of) judicial liabilities, net (Note 20.1)	1,288	26,807	13,285
Allowance for doubtful accounts, net (Note 7.3)	6,022	(12,286)	6,450
Provision for (reversal of) inventory losses, net (Note 8.1)	65,675	107,269	(25,096)
Provision for loss of ICMS credits, net (Note 9.1)	(82,293)	129,283	
Impairment of non-financial assets (Note 16.1)	45,435		
Other	35,451	(56,517)	235,081
<b>Decrease (increase) in assets</b>			
Trade accounts receivables	884,451	991,476	(186,026)
Inventories	651,203	873,420	(622,151)
Recoverable taxes	659,930	241,934	50,960
Other assets	54,651	(26,478)	(12,720)
<b>Increase (decrease) in liabilities</b>			
Trade accounts payables	140,480	(1,555,697)	1,473
Taxes payable	47,212	240,871	432,603
Payroll and charges	92,278	(234,948)	(100,124)
Other liabilities	(266,546)	(62,294)	225,616
<b>Cash provided by operations, net</b>	<b>16,749,409</b>	<b>10,568,315</b>	<b>6,303,488</b>
Payment of interest with financing, loans and debentures (Note 18.2)	(3,244,949)	(2,977,957)	(806,758)
Payment of premium with repurchase of bonds (Note 18.2)	(378,381)		
Interest received from marketable securities	186,853	377,804	
Payment of income taxes	(188,296)	(391,725)	(327,282)
<b>Cash provided by operating activities</b>	<b>13,124,636</b>	<b>7,576,437</b>	<b>5,169,448</b>
<b>INVESTING ACTIVITIES</b>			
Additions to property, plant and equipment (Note 15)	(1,503,255)	(2,001,674)	(1,251,486)
Additions to intangible assets (Note 16)	(2,307)	(17,715)	(7,217)

Additions to biological assets (Note 13)	<b>(3,392,298)</b>	(2,849,038)	(1,164,995)
Proceeds from sale of property, plant and equipment	<b>183,504</b>	198,644	95,481
Increase of capital in subsidiaries and associates (Note 14.3)		(45,856)	
Marketable securities, net	<b>3,841,493</b>	19,378,893	(19,340,022)
Advance for acquisition of wood from operations with development	<b>135,693</b>	(355,447)	1,402
Acquisition of subsidiaries, net cash		(26,002,540)	(294,473)
Dividends received	<b>753</b>		
Other investments		(286)	
<b>Cash (used) in investing activities, net</b>	<b>(736,417)</b>	<b>(11,695,019)</b>	<b>(21,961,310)</b>
<b>FINANCING ACTIVITIES</b>			
Proceeds from loans, financing and debentures (note 18.2)	<b>14,761,796</b>	18,993,837	25,645,822
Payment of derivative transactions (note 4.5.4)	<b>(4,465,640)</b>	(135,449)	(1,586,415)
Payment of loans, financing and debentures (note 18.2)	<b>(19,092,810)</b>	(13,994,708)	(3,738,577)
Payment of leases (note 19.2)	<b>(824,245)</b>	(645,071)	
Payment of dividends		(606,632)	(210,205)
Sale of treasury shares to meet stock-based compensation plan		(879)	8,514
Liabilities for assets acquisitions and subsidiaries	<b>(164,240)</b>	(479,480)	(84,090)
Other financing		10,191	
<b>Cash provided (used) by financing activities</b>	<b>(9,785,139)</b>	<b>3,141,809</b>	<b>20,035,049</b>
<b>EXCHANGE VARIATION ON CASH AND CASH EQUIVALENTS</b>			
	<b>982,850</b>	(161,553)	67,433
<b>Increase (reduction) in cash and cash equivalents, net</b>	<b>3,585,930</b>	<b>(1,138,326)</b>	<b>3,310,620</b>
Cash and cash equivalents at the beginning for the year	<b>3,249,127</b>	4,387,453	1,076,833
Cash and cash equivalents at the end for the year	<b>6,835,057</b>	3,249,127	4,387,453
<b>Increase (reduction) in cash and cash equivalents, net</b>	<b>3,585,930</b>	<b>(1,138,326)</b>	<b>3,310,620</b>

- 1) In the year ended December 31, 2019 includes the full amortization of the inventories step up, resulting from the business combination with Fibria, in the amount of R\$2,178,903.

The accompanying notes are an integral part of this consolidated financial statements.

Suzano S.A.

Explanatory notes to the consolidated financial statements  
Year ended December 31, 2020 and 2019



## 1. COMPANY'S OPERATIONS

Suzano S.A., together with its subsidiaries ("Suzano" or collectively "Company"), is a public company with its headquarters office in Brazil, at Avenida Professor Magalhaes Neto, no. 1,752 - 10th floor, rooms 1010 and 1011, Bairro Pituba, in the city of Salvador, State of Bahia, and the main business office in the city of São Paulo.

Suzano owns shares traded in B3 S.A. ("*Brasil, Bolsa, Balcão*" - "B3"), listed on the New Market under the ticker SUZB3 and American Depositary Receipts ("ADRs") in a ratio of 1 (one) common share, Level II, traded in the New York Stock Exchange ("NYSE") under the ticker SUZ.

The Company holds 11 industrial units, located in the cities of Aracruz (Espírito Santo, State), Belém (Pará, State), Eunápolis and Mucuri (Bahia, State), Maracanaú (Ceará, State), Imperatriz (Maranhão, State), Jacareí, Limeira, Rio Verde and Suzano, being 2 units (São Paulo, State) and Três Lagoas (Mato Grosso do Sul, State).

These units produce hardwood pulp from eucalyptus, paper (coated paper, paperboard, uncoated paper and cut size paper) and packages of sanitary paper (consumer goods - tissue) to serve the domestic and foreign markets.

Pulp and paper are sold in the foreign market directly by Suzano, as well as through its wholly-owned subsidiaries in Austria, the United States of America, Switzerland, Argentina and sales offices in China.

The Company's corporate purpose also includes the commercial operation of eucalyptus forest for its own use, the operation of port terminals, and the holding of interest, as partner or shareholder, in any other company or project, and the generation and sale of electricity.

The Company is controlled by Suzano Holding S.A., through a Voting Agreement whereby it holds 45.77% of the common shares of its share capital.

These consolidated financial statements was approved by Board of Directors on February 10, 2021.

F-12

Suzano S.A.



**Explanatory notes to the consolidated financial statements**  
**Year ended December 31, 2020 and 2019**

**1.1. Equity interest**

The Company holds equity interest in the following entities:

Entity	Main activity	Country	Type of investment	Accounting method	% equity interest	
					December 31, 2020	December 31, 2019
AGFA – Com. Adm. e Participações Ltda. <sup>(1)</sup>	Holding	Brazil	Direct	Consolidated		100.00%
Asapir Produção Florestal e Comércio Ltda. <sup>(1)</sup>	Eucalyptus cultivation	Brazil	Direct	Consolidated		100.00%
Celluforce Inc.	Nanocrystalline pulp research and development	Canada	Direct	Fair value through other comprehensive income	8.30 %	8.30 %
Comercial e Agrícola Paineiras Ltda. <sup>(1)</sup>	Lease of reforestation land	Brazil	Direct	Consolidated		99.99%
Ensyn Corporation	Biofuel research and development	United States of America	Direct	Equity	25.30%	25.30%
F&E Technologies LLC	Biofuel production, except alcohol	United States of America	Direct	Equity	50.00%	50.00%
F&E Tecnologia do Brasil S.A. <sup>(2)</sup>	Biofuel production, except alcohol	Brazil	Direct	Consolidated	100.00%	100.00%
Facepa - Fábrica de Papel da Amazônia S.A. <sup>(1)</sup>	Industrialization and commercialization of tissue paper	Brazil	Direct /Indirect	Consolidated		92.80 %
Fibria Celulose (USA) Inc.	Business office	United States of America	Direct	Consolidated	100.00 %	100.00 %
Fibria Overseas Finance Ltd.	Financial fundraising	Cayman Island	Direct	Consolidated	100.00%	100.00%
Fibria Terminais Portuários S.A. <sup>(1)</sup>	Port operation	Brazil	Direct	Consolidated		100.00%
Fibria Terminal de Celulose de Santos SPE S.A.	Port operation	Brazil	Direct	Consolidated	100.00%	100.00%
FuturaGene AgriDev Xinjiang Company Ltd.	Biotechnology research and development	China	Indirect	Consolidated	100.00%	100.00%
FuturaGene Biotechnology Shangai Company Ltd.	Biotechnology research and development	China	Indirect	Consolidated	100.00%	100.00%
FuturaGene Brasil Tecnologia Ltda. <sup>(1)</sup>	Biotechnology research and development	Brazil	Direct /Indirect	Consolidated		100.00 %



FuturaGene Delaware Inc.	Biotechnology research and development	United States of America	Indirect	Consolidated	100.00%	100.00%
FuturaGene Hong Kong Ltd.	Biotechnology research and development	Hong Kong	Indirect	Consolidated	100.00%	100.00%
FuturaGene Inc.	Biotechnology research and development	United States of America	Indirect	Consolidated	100.00%	100.00%
FuturaGene Israel Ltd.	Biotechnology research and development	Israel	Indirect	Consolidated	100.00%	100.00%
FuturaGene Ltd.	Biotechnology research and development	England	Indirect	Consolidated	100.00%	100.00%
Gansu FuturaGene Biotech Co. Ltd. <sup>(3)</sup>	Biotechnology research and development	China	Indirect	Consolidated		100.00%
Ibema Companhia Brasileira de Papel	Industrialization and commercialization of paperboard	Brazil	Direct	Equity	49.90 %	49.90 %
Itacel - Terminal de Celulose de Itaqui S.A.	Port operation	Brazil	Indirect	Consolidated	100.00%	100.00%
Maxcel Empreendimentos e Participações S.A.	Holding	Brazil	Direct	Consolidated	100.00%	100.00%
Mucuri Energética S.A.	Power generation and distribution	Brazil	Direct	Consolidated	100.00 %	100.00 %
Ondurman Empreendimentos Imobiliários Ltda. <sup>(1)</sup>	Lease of reforestation land	Brazil	Direct /Indirect	Consolidated		100.00%
Paineiras Logística e Transportes Ltda.	Road freight transport	Brazil	Direct	Consolidated	100.00%	100.00%
Portocel - Terminal Espec. Barra do Riacho S.A.	Port operation	Brazil	Direct	Consolidated	51.00%	51.00%
Projetos Especiais e Investimentos Ltda.	Commercialization of equipment and parts	Brazil	Direct	Consolidated	100.00 %	100.00 %
Rio Verde Participações e Propriedades Rurais S.A. <sup>(4)</sup>	Forest assets	Brazil	Direct	Consolidated	100.00%	100.00%
SFBC Participações Ltda. <sup>(5)</sup>	Packaging production	Brazil	Direct	Consolidated	100.00%	
Spinnova OY <sup>(6)</sup>	Research and development of sustainable raw materials (wood) for the textile industry	Finland	Direct	Equity	23.44 %	24.06 %
Stenfar S.A. Indl. Coml. Imp. Y. Exp. <sup>(7)</sup>	Commercialization of computer paper and materials	Argentina	Direct	Consolidated	100.00 %	100.00 %
Suzano Austria GmbH.	Business office	Austria	Direct	Consolidated	100.00%	100.00%
Suzano Canada Inc.	Lignin research and development	Canada	Direct	Consolidated	100.00 %	100.00 %
Suzano International Trade GmbH.	Business office	Austria	Direct	Consolidated	100.00%	100.00%
Suzano Operações Industriais e Florestais S.A. <sup>(8)</sup>	Industrialization, commercialization and exportation of pulp	Brazil	Direct	Consolidated	100.00 %	
Suzano Participações do Brasil Ltda. <sup>(9)</sup>	Holding	Brazil	Direct	Consolidated		100.00%
Suzano Pulp and Paper America Inc.	Business office	United States of America	Direct	Consolidated	100.00 %	100.00 %
Suzano Pulp and Paper Europe S.A.	Business office	Switzerland	Direct	Consolidated	100.00%	100.00%
Suzano Shanghai Ltd. <sup>(10)</sup>	Business office	China	Direct	Consolidated	100.00%	
Suzano Trading International KFT	Business office	Hungary	Direct	Consolidated	100.00%	100.00%
Suzano Trading Ltd.	Business office	Cayman Island	Direct	Consolidated	100.00%	100.00%
Veracel Celulose S.A. <sup>(11)</sup>	Industrialization, commercialization and exportation of pulp	Brazil	Direct	Proportional Consolidated	50.00 %	50.00 %

1) On December 31, 2020, merger of the entity by Suzano S.A.

2) On May 31, 2020, reorganization of equity interest as a result of the merger of Suzano Participações do Brasil Ltda. by Suzano S.A. Previously, the participation of this entity was directly held by Suzano Participações do Brasil Ltda. and indirectly by Suzano S.A. After the merger, it was held wholly-owned by Suzano S.A.

3) On April 8, 2020, disposal of equity interest.

- 4) On May 31, 2020 reorganization of equity interest as a result of the merger of Suzano Participações do Brasil Ltda. by Suzano S.A. Previously, the participation of this entity was directly held by Suzano Participações do Brasil Ltda. and indirectly by Suzano S.A. After the merger, it was held wholly-owned by Suzano S.A.
- On August 31, 2020, entity established as a result of corporate restructuring. On December 31, 2020, reorganization of equity interest as a result of the merger of
- 5) Facepa - Fábrica de Papel da Amazônia S.A. by Suzano S.A. Previously, the participation of this entity was wholly-owned held by Facepa - Fábrica de Papel da Amazônia S.A. and indirectly by Suzano S.A. After the merger, it was held directly by Suzano S.A.
- 6) On January 29, 2020, dilution of equity interest due to the acquisition of interest by another investor.
- 7) On December 31, 2020, reorganization of equity interest as a result of the merger of Comercial e Agrícola Paineiras Ltda. by Suzano S.A. Previously, the participation of this entity was 90% held by Suzano S.A and 10% by Comercial e Agrícola Paineiras Ltda. After the merger, it was held wholly-owned by Suzano S.A.
- 8) On December 02, 2020, establishment of legal entity arising from corporate reorganization.
- 9) On May 31, 2020, merger of the entity by Suzano S.A.
- 10) On February 26, 2020, establishment of legal entity arising from corporate reorganization.
- 11) Joint operation with Stora Enso, a company located in Finland.

F-13

**Suzano S.A.**

**Explanatory notes to the consolidated financial statements  
Year ended December 31, 2020 and 2019**



**1.2. Major events in the year ended**

**1.2.1. Effects arising from COVID 19**

With the advent of the pandemic COVID-19, Suzano has adopted and has maintained preventive and mitigating measures, in compliance with the rules and policies established by national and international health authorities, in order to minimize as far as possible, the harmful effects of the pandemic of COVID-19, popularly known as the new coronavirus, referring to the safety of people, society and their businesses.

Thus Company's initiatives are based on three pillars:

- (i) Protection for people: in order to provide security to its employees and third parties who in its operations, Suzano adopted a series of measures aimed at minimizing the exposure of its team and / or mitigating exposure risks.
- (ii) Protection of society: one of Suzano's three cultural drivers is: "It is only good for us, if it is good for the world". Therefore, from the beginning of the pandemic to the present, the Company has adopted a series of measures to protect society, including:
- Donation of toilet paper, napkins and disposable diapers produced by the Company for needy regions.
  - Acquisition of 159 respirators and 1,000,000 hospital masks for donation to the Federal and State Governments.
  - Participation in joint action with Positivo Tecnologia, Klabin, Flextronics and Embraer, to support the Brazilian company Magnamed, in the production of respirators to deliver to the Federal Government. Suzano's disbursement in this action was R\$9,584.
  - Construction of a field hospital in Teixeira de Freitas (BA) in conjunction with Veracel, which has already been handed over to the state government and opened in July 2020.

- Establishment a partnership with Fatec of Capão Bonito for the production of gel alcohol.
- Loan of forklifts to move donations received by the Red Cross.
- Maintenance of all direct jobs.

- Maintenance, for 90 days (until the end of June 2020) of payment of 100% of the cost of the payroll of service providers' workers who had their activities suspended due to the pandemic, aiming at the consequent preservation of jobs.

F-14

---

Suzano S.A.

**Explanatory notes to the consolidated financial statements**  
**Year ended December 31, 2020 and 2019**



- Creation of the a support program for small suppliers, a social support program for small farmers to sell their products through the home delivery system in 38 communities supported by Suzano's Rural and Territorial Development Program ("PDRT") in 5 states and social program with the objective of provide 125,000 masks in communities for donation in 5 states.
- Launch a program to support its portfolio of small and medium-sized paper customers entitled "Tamo Junto" with the objective of ensuring that these companies have the financial and management capacity to resume activities.

The disbursements made for carrying out the social actions implemented by Suzano, totaled R\$48,590 through December 31, 2020 (Note 30).

- (iii) Protection for business: to date, the Company continues with its normal operations and a crisis management committee has been implemented.

The paper and pulp sector were recognized by the World Health Organization ("WHO"), as well as by several countries, as a producer of goods essential to society. Therefore, in order to fulfill the responsibility arising from the essentiality of the business, Suzano has taken measures to ensure, to the greatest extent possible, operational normality and full service to its customers, increasing the level of wood and raw material inventories in the factories and has been advancing its inventories of finished goods product bringing them closer to their customers to mitigate possible risks of disruption in the factories' supply chain and the sale of their products.

The current situation resulting from the COVID-19 also implies a higher credit risk, especially for its customers in the paper business. Thus, the Company has also been monitoring the evolution of this risk and implementing measures to mitigate it, and so far, there has been no significant financial impact.

Due to the social isolation measures adopted in Brazil and in several countries around the world, causing schools and offices to close, for example, the demand for printing and writing papers was reduced. In light of this situation, as announced by paper producers in several countries around the world, Suzano decided to temporarily reduce its paper production volume. As previously disclosed in the quarterly information for the period ended March 31, 2020, the Company temporarily stopped the production at the paper production lines of the Mucuri and Rio Verde units, however, the activities of the factories were resumed at normal level at the beginning of July 2020.

Finally, it is worth noting that, as a result of the current scenario, the Company has made and maintained a vast communication effort to further increase the interaction with its main stakeholders, with the objective of guaranteeing the adequate transparency and flow of information with the them in a timely manner to the dynamics of the social and economic conjuncture.

F-15

---

**1.2.2. Sale of rural properties and forests (“Transaction”)**

On November 20, 2020, the Company announced that it entered into an agreement for purchase and sale of forests, commitment to purchase and sale rural properties and other covenants, with Bracell SP Celulose Ltda. (“BSP”) and Turvinho Participações Ltda. (“Turvinho”, and in conjunction with BSP, “Buyers”), for which the Company sold and Buyers (i) acquired 21,066 hectares of rural property located in the central region of the State of São Paulo, partly through sale and partly by transfer of Suzano’s lease agreement to the Buyers; (ii) acquired mature and immature forests and (iii) committed to purchase an additional volume of wood, for the price of R\$1,056,756, whose composition of the consideration corresponds to:

- (i) Sale of rural properties: R\$680,895
- (ii) Sale of eucalyptus forests (mature) and forests in formation (immature): R\$375,860
- (iii) Transfer of lease agreements: R\$1

The Administrative Council for Economic Defense (“CADE”) analyzed the conditions applicable to this type of operation and approved the transaction, without restrictions, on December 8, 2020. On December 29, 2020, the process was completed and filed, issuing the Transit Certificate in Transaction Judgment.

The closing of the transaction, as established in the contract, took place on the 5th business day following the issuance of the CADE Certificate of Approval, with the transaction completion date, January 5, 2021, as described in Note 32.1.

For the year ended December 31, 2020, in compliance with IFRS 5 Non-Current Assets Held for Sale and Discontinued Operations, the Company reclassified to the item of non-current assets held for sale, the assets available immediately and under current conditions (rural properties and mature eucalyptus forests), in the total amount of R\$ 313,338, of which:

- (iv) Property, plant and equipment: referring to rural properties in the amount of R\$289,867, corresponding to the book value and deemed cost; and
- (v) Biological Assets: referring to mature eucalyptus forests (over 7 years of planting) in the amount of R\$23,471, corresponding to the book value of the formation cost.

For rural properties that have eucalyptus forests in formation (immature), the Company and Turvinho signed a lending agreement on the date of completion of the transaction (“Closing”). The contract will remain in effect until the biological assets reaches the cut-off point (mature), when the wood will be delivered to Bracell. The projection of wood delivery will occur during the period from the year ended in 2021 to 2027.

The biological assets corresponding to eucalyptus forests in formation (immature), in the amount of R\$140,142, remains classified in biological assets, until its formation and delivery of the wood to Bracell.

**1.2.3. Approval of the legal merger of Facepa**

On December 28, 2020, the Company approved in the Extraordinary Shareholders Meeting of Suzano the legal merger of Facepa, a wholly-owned subsidiary of Suzano, with the transfer of all its equity to Suzano and its consequent winding up (“Legal Merger”), provided that the share capital of the Company not changed due to the Legal Merger. Because of the Legal Merger, Suzano succeeded Facepa in all its rights and obligations.

**Explanatory notes to the consolidated financial statements**  
**Year ended December 31, 2020 and 2019**

The following table summarizes, the balance sheet of Facepa as of December 31, 2020:

<b>ASSET</b>	
<b>CURRENT</b>	
Cash and cash equivalentes	47,397
Trade accounts receivable	53,777
Inventories	34,977
Recoverable taxes	45,738
Other assets	1,845
<b>Total current asset</b>	<b>183,734</b>
<b>NON-CURRENT</b>	
Recoverable taxes	183
Deferred taxes	4,498
Judicial deposits	1,231
	<b>5,912</b>
Investment	15,839
Property, plant and equipment	65,487
Right of use	1,389
Intangible	120
	<b>82,835</b>
<b>Total non-current asset</b>	<b>88,747</b>
<b>TOTAL ASSET</b>	<b>272,481</b>
<b>LIABILITIES</b>	
<b>CURRENT</b>	
Trade accounts payable	219,578
Lease liabilities	451
Taxes payable	1,813
Payroll and charge	7,064
Dividends payable	8,004
Other liabilities	4,515
<b>Total current liabilities</b>	<b>241,425</b>
<b>NON-CURRENT</b>	
Loans and financing	3,650
Lease liabilities	1,011
Provision for judicial liabilities	7
<b>Total non-current liabilities</b>	<b>4,668</b>
<b>TOTAL LIABILITIES</b>	<b>246,093</b>
<b>EQUITY</b>	
Share capital	24,713
Accumulated profit	1,675
<b>Total equity</b>	<b>26,388</b>
<b>TOTAL LIABILITIES AND EQUITY</b>	<b>272,481</b>

**1.3. Major events in the year ended**
**1.3.1. Business combination with Fibria**

On January 3, 2019, acquisition date of control by Suzano, after all fulfilled conditions for the conclusion of business combination and shareholding base, Fibria's shares were exchanged for Suzano's shares and on January 14, 2019, Suzano concluded the corporate reorganization process, following the terms of the Agreement signed by both entities on March 15, 2018.

Suzano performed a valuation analysis of the fair value of the assets acquired and liabilities assumed of Fibria and, using the total transferred consideration for the Merger, and allocated for such assets and liabilities.

Suzano S.A.



**Explanatory notes to the consolidated financial statements  
Year ended December 31, 2020 and 2019**

The following table summarizes the final purchase price allocation based on the appraisal report prepared by an independent and specialized entity:

Cash consideration	27,797,441
Issuance of shares by Suzano	9,438,413
<b>Total consideration</b>	<b>37,235,854</b>
Book value of Fibria's shareholders' equity	14,149,004
Write-off of the book value of existing goodwill, net of the deferred income taxes	(3,495,077)
Mandatory minimum dividends (eliminated from the balance sheet at the date of acquisition)	724,829
<b>Book value of Fibria's shareholders' equity, net of goodwill</b>	<b>11,378,756</b>
Fair value adjustment on business combination with Fibria (assets and liabilities):	
Inventories	2,178,903 <sup>(1)</sup>
Property, plant and equipment	9,362,315 <sup>(2)</sup>
Customer relationship	9,030,779 <sup>(3)</sup>
Port assets	749,060 <sup>(4)</sup>
Contingent liabilities	(2,970,546) <sup>(5)</sup>
Loans and financing	(59,921) <sup>(6)</sup>
Taxes recoverable	(235,843) <sup>(7)</sup>
Other assets and liabilities, net	451,624 <sup>(8)</sup>
Deferred taxes, net	(546,324) <sup>(9)</sup>
<b>Total impact of fair value</b>	<b>17,960,047</b>
<b>Goodwill on the expectation of future profitability</b>	<b>7,897,051<sup>(10)</sup></b>

- 1) Measured considering the balance of finished products based on selling price, net of selling expenses and an accepted margin based on the results achieved in 2018.
- 2) Determined based on the analysis of market data on comparable transactions and cost quantification, based on the estimate of replacement or replacement value of the assets.
- 3) In order to determine the fair value adjustment in the customer portfolio, the income approach and the method were used to measure the present value of the income that will be generated during the remaining useful life of the asset. Considering the 5-year history of Fibria's sales data and the churn rate that measures customer satisfaction and customer permanence in the portfolio, the adjustment was measured using estimated discounted cash flows.

4) Fibria has concession contracts and port assets to assist in port operations in Brazil. For fair value measurement of these assets was considered the income approach, the Multi Period Excess Earnings Method (“MPEEM”) that measures the present value of the income that will be generated during the remaining useful life of the asset and method of direct cost differential.

5) In the business combination, for the contingencies fair value measurement, whose chances of loss were classified as possible and remote, Fibria’s Management and its external and independent advisors were considered for their fair values, whose amounts were measured based on the analyzes of Company’s external lawyers.

6) The adjustment to fair value of loans and financing was measured based on the fair value of the Bonds, based on the quotation of the security in the secondary market, and the adjustment to present value considering the market rate at the base date on December 31, 2018.

7) For the measurement of the fair value of the taxes to be recovered, the amount to be recovered, discounted to the present value considering the expected Selic rate for the tax period, was considered.

8) In other net assets and liabilities, including supply contracts, accounts receivable and advances to suppliers, the income evaluation methodology, the present value and the direct cost differential were used.

9) Deferred asset on income tax on fair value adjustments of assets of Veracel and Portocel. For the remaining fair value, we did not recognize deferred liability on income taxes liabilities due to Fibria’s Legal Merger in April 2019.

10) Goodwill is attributable to the strong market position and expected future profitability of Fibria in negotiations in the eucalyptus pulp market.

### 1.3.2. Approval of the legal merger of Fibria

On April 1st, 2019, the Company approved in the Extraordinary Shareholders Meeting of Suzano the legal merger of Fibria, a wholly-owned subsidiary of Suzano, with the transfer of all its equity to Suzano and its consequent winding up (“Legal Merger”), provided that the share capital of the Company not changed due to the Legal Merger. Because of the Legal Merger, the Suzano succeeded Fibria in all its rights and obligations.

Suzano S.A.

Explanatory notes to the consolidated financial statements  
Year ended December 31, 2020 and 2019



The following table summarizes, the main items balance sheet of Fibria as of March 31, 2019.

<b>ASSETS</b>	
<b>CURRENT</b>	
Cash and cash equivalents	29,086
Marketable securities	2,734,027
Trade accounts receivable	3,572,059
Inventories	1,714,560
Recoverable taxes	768,439
Derivative financial instruments	256,675
Other assets	161,238
<b>Total current assets</b>	<b>9,236,084</b>
<b>NON-CURRENT</b>	
Marketable securities	175,559
Recoverable taxes	546,234
Deferred taxes	1,364,363
Derivative financial instruments	723,084

Advances to suppliers	696,767
Judicial deposits	190,533
Other assets	100,877
Biological assets	4,355,102
Investments	9,481,900
Property, plant and equipment	14,633,114
Right of use	2,301,427
Intangible assets	118,920
<b>Total non-current</b>	<b>34,687,880</b>
<b>TOTAL ASSETS</b>	<b>43,923,964</b>
<b>LIABILITIES</b>	
<b>CURRENT</b>	
Trade accounts payable	955,210
Loans and financing	816,180
Lease liabilities	420,241
Taxes payable	36,057
Payroll and charges	104,246
Related parties	1,179,254
Derivative financial instruments	254,444
Dividends payable	4,015
Other liabilities	946,099
<b>Total current liabilities</b>	<b>4,715,746</b>
<b>NON-CURRENT</b>	
Loans and financing	8,139,390
Derivative financial instruments	678,833
Lease liabilities	1,972,531
Related parties	16,305,560
Employee benefits	144,557
Provision for judicial liabilities	190,698
Other liabilities	175,934
<b>Total non-current liabilities</b>	<b>27,607,503</b>
<b>TOTAL LIABILITIES</b>	<b>32,323,249</b>
<b>EQUITY</b>	<b>11,600,715</b>
<b>TOTAL EQUITY AND LIABILITIES</b>	<b>43,923,964</b>

F-19

Suzano S.A.

Explanatory notes to the consolidated financial statements  
Year ended December 31, 2020 and 2019



## 2. BASIS OF PREPARATION AND PRESENTATION OF FINANCIAL STATEMENTS

The Company's consolidated financial statements are prepared in accordance with and in compliance with the International Financial Reporting Standards ("IFRS") issued by the International Accounting Standards Board ("IASB") and disclose all the applicable significant information related to the financial statements, which is consistent with the information utilized by Management in the performance of its duties.

The Company's consolidated financial statements are expressed in thousands of Brazilian Reais ("R\$"), as well as the amounts of other currencies disclosed in the financial statements, when applicable, were also expressed in thousands, unless otherwise stated.



The preparation of consolidated financial statements requires Management to make judgments, use estimates and adopt assumptions in the process of applying accounting practices, that affect the disclosed amounts of revenues, expenses, assets and liabilities, including contingent liabilities. The accounting practices requiring a higher level of judgment and which are more complex, as well as areas in which assumptions and estimates are significant, are disclosed in note 3.2.34.

The consolidated financial statements were prepared on the historical cost basis, except for the following material items recognized:

- (i) derivative and non-derivative financial instruments measured at fair value;
- (ii) share-based payments and employee benefits measured at fair value;
- (iii) biological assets measured at fair value; and
- (iv) deemed cost of property, plant and equipment.

The main accounting policies applied in the preparation of these consolidated financial statements are presented in note 3.

The consolidated financial statements were prepared under the going concern assumption.

---

F-20

**Suzano S.A.**

**Explanatory notes to the consolidated financial statements  
Year ended December 31, 2020 and 2019**



---

### **3. SUMMARY OF SIGNIFICANT ACCOUNTING POLICIES**

The consolidated financial statements were prepared in accordance with information from Suzano and its subsidiaries on the same base date, as well as consistent accounting policies and practices.

The accounting policies have been consistently applied to all consolidated companies.

There was no change in relation to such policies and methods for calculating estimates, except for the new accounting policies presented in note 3.1, adopted as of January 1, 2020 and whose estimated impact was disclosed in the annual financial statements of December 31, 2019.

#### **3.1. New accounting policies and changes in the accounting policies adopted**

##### **3.1.1. Change in the functional currency**

Due to the merger with Fibria, the Company had several changes in the structure, activities and operations during the year of 2019 that led management to conclude that they needed to reassess the functional currency of its subsidiaries whose functional currency was different from Brazilian Reais.

Those facts resulted in the corporate reorganization, as well as, it has impacted how management conducted the Company's business in order to achieve the alignment between the cultures of the two Companies, the unification of processes, operating, systems, tax strategies and synergy gains arising from the business combination. In this process some of Company's wholly-owned subsidiaries were considered an extension of the activities of the parent company.

---

F-21

**Explanatory notes to the consolidated financial statements**  
**Year ended December 31, 2020 and 2019**

---

These circumstances collectively justify the change in the functional currency to Brazilian Real and they have occurred gradually during 2019, therefore it was not practicable to determine the date of the change at a precise point during the reporting period. Thus, the Company changed the functional currency of those wholly-owned subsidiaries as of January 1, 2020.

The cumulative translation adjustment (“CTA”) arising from the translation of a foreign operation previously recognized in other comprehensive income will not be reclassified from equity to profit or loss until the disposal of the operations. The total or partial disposal of interest in wholly-owned subsidiaries occurs through sale or dissolution, of all or part of operation.

Therefore, the financial statements of foreign subsidiaries, whose functional currency are different from Brazilian Reais, were translated using the criteria established below:

- (i) assets and liabilities are translated at the exchange rate in effect at period end;
- (ii) revenues and expenses are translated based on the monthly average rate;
- (iii) the cumulative effects of gains or losses upon translation are recognized as accumulated foreign currency translation adjustments component of other comprehensive income.

And as from January 1, 2020, the financial statements of foreign subsidiaries, whose functional currency became the Brazilian Real, are converted using the criteria established below:

- (iv) monetary assets and liabilities are translated at the exchange rate in effect at period-end;
- (v) non-monetary assets and liabilities are translated at the historical rate of the transaction;
- (vi) revenues and expenses are translated based on monthly average rate;
- (vii) the cumulative effects of gains or losses on the conversion of the above items are recorded in the financial result of the year.

**3.1.2. Business combination – IFRS 3**

This pronouncement was amended and clarifies definition of a “business”. It is also permitted a simplified assessment of whether an acquired set of activities and assets is a group of assets rather than a business. The Company assessed the content of this pronouncement and did not identify any impacts.

**Explanatory notes to the consolidated financial statements**  
**Year ended December 31, 2020 and 2019**

---

**3.1.3. Presentation of financial statements – IAS 1 and Accounting policies, changes in accounting estimates and errors – IAS 8**

This pronouncement was amended and clarifies definition of a “material” and how it should be applied by (i) including in the definition guidance that until now has featured elsewhere in IFRS Standards, (ii) improving the explanations accompanying the definition and, (iii) ensuring that the definition of material is consistent across all IFRS Standards. The Company assessed the content of this pronouncement and did not identify any impacts.

### 3.1.4. Conceptual framework for financial reporting

This pronouncement was changed and includes new concepts on the presentation, measurement and disclosure of the financial statements, the main highlights being:

- (i) the objective of the financial report;
- (ii) the qualitative characteristics of useful financial information;
- (iii) the description of the reporting entity and its limit;
- (iv) definitions of assets, liabilities, equity, income and expenses;
- (v) criteria for the inclusion of assets and liabilities in the financial statements (recognition) and guidance on when to remove them (derecognition);
- (vi) measurement bases and guidance on when to use them;
- (vii) concepts and guidelines on presentation and disclosure.

These changes help to ensure that accounting standards are conceptually consistent and that similar transactions are treated in the same way, in order to provide useful information for investors and creditors.

The Company assessed the content of this pronouncement and did not identify any impacts.

### 3.1.5. Lease – IFRS 16

This pronouncement was changed as a result of benefits related to COVID-19 granted to lessee under lease agreements. The Company assessed the content of this pronouncement and did not identify any impacts, for the clauses of the current lease agreements remained unchanged.

### 3.1.6. Interest rate reform – IAS 39 / IFRS 7 and IFRS 9 - Phase 1 (Applicable on/or after January 1, 2020)

These pronouncements were amended by the IASB in response to the ongoing reform of the Interbank offered rates (“Ibor”) and other reference interest rates, issuing a package of amendments to IFRS standards. According to the IASB, the changes are aimed at helping companies to provide investors with useful information about the effects of the reform on its financial statements.

Suzano S.A.

**Explanatory notes to the consolidated financial statements  
Year ended December 31, 2020 and 2019**



---

The changes made by the IASB, in 2020, complement the issued in 2019 and considers the effects, in the financial statements, when a company substitutes, as a result of the reform, the old reference interest rate with an alternative.

The adoption of this pronouncement is divided into 2 (two) phases, being:

- (i) Phase 1: the changes to this phase were issued in September 2019 and provided temporary exemptions from the application of specific hedge accounting requirements for relationships affected by uncertainties that arise as a result of the IBOR reform (exemptions from Phase 1). The Company assessed the amendments and did not identify any impacts; and
- (ii) Phase 2: the changes to this phase were issued in August 2020 and can be summarized as follows: changes in contractual cash flows, hedge accounting requirements and disclosures (Note 3.3.1).

## **3.2. Accounting policies adopted**

### **3.2.1. Consolidated financial statements**

The consolidated financial statements were prepared based on the information of Suzano and its subsidiaries in the year ended December 31, 2020, as well as in accordance with consistent accounting practices and policies, except to Futuragene PLC, which period end is November 30, 2020, however, has no material impact in the consolidated financial statements, and if there is any significant event up to December 31, 2020, it is adjusted in the consolidated financial statement. The Company consolidates all subsidiaries over which it has direct or indirect control, that is, when it is exposed or has rights to variable returns on its investment with the investee and has the capacity and ability to direct the relevant activities of the investee and has the ability to direct the investee's relevant activities.

Additionally, all transactions and balances between Suzano and its subsidiaries, associates and joint ventures are eliminated in the consolidated financial statements, as well as unrealized gains or losses arising from these transactions, net of tax effects. Non-controlling interest is highlighted.

### **3.2.2. Subsidiaries**

These all entities over which the Company has the power to govern the financial and operating policies of the entity, generally through a majority voting rights. The Company controls an entity when the Company is exposed to, or has rights to, variable returns on its investment with the investee and has the ability to affect those returns through its power over the entity.

Subsidiaries are consolidated from the date on which control is obtained and de-consolidated from the date that control ceases.

---

F-24

---

Suzano S.A.

**Explanatory notes to the consolidated financial statements**  
**Year ended December 31, 2020 and 2019**



### **3.2.3. Joint operations**

These are all entities in which the Company maintains the contractually established control over its economic activity and exists only when the strategic, financial and operational decisions regarding the activity require the unanimous consent of the parties sharing the control.

In the consolidated financial statements, the balance of assets, liabilities, revenues and expenses are recognized proportionally to the interest in joint operation.

### **3.2.4. Associated and joint ventures**

These are all entities are initially recognized at cost and adjusted thereafter for the equity method, being increased or reduced from its interest in the investee's income after the acquisition date.

In the investments in associates, the Company must have significant influence, which is the power to participate in the financial and operating policy decisions of the investee, without having its control or joint control of those policies. In investments in joint ventures there is a contractually agreed sharing of control through an arrangement, which exists only when decisions about the relevant activities require the unanimous consent of the parties sharing control.

In the consolidated financial statements, the balance of assets, liabilities, revenues and expenses are eliminated, as well as unrealized gains and losses and investments in these entities and their respective equity accounting results.

In relation to associates Ensyn and Spinnova, which period end is November 30, 2020 for their financial statements, they have no material impact in the consolidated financial statement and, if any significant event had occurred until December 31, 2020, it would be adjusted in the consolidated financial statement.

### **3.2.5. Translation of financial statements to functional and presentation currency**

The Company defined that for all its wholly owned subsidiaries, the functional and presentation currency is the Real. Except for investments in associates abroad related to Ensyn Corporation, F&E Technologies LLC and Spinnova OY, the functional currencies are different from the Real, whose accumulated gain or loss effects on the conversion of financial statements, are recorded in other comprehensive income, in equity.

The individual financial statements of each foreign subsidiaries included in the consolidated financial statement, are prepared in accordance with local currency of the subsidiary operates and translated into Company's functional and presentation currency.

#### **3.2.5.1. Transactions and balances in foreign currency**

These are translated using the following criteria:

- (i) monetary assets and liabilities are translated at the exchange rate in effect at year-end;
- (ii) non-monetary assets and liabilities are translated at the historical rate of the transaction;
- (iii) revenues and expenses are translated based on monthly average rate; and
- (iv) the cumulative effects of gains or losses upon translation are recognized in the other comprehensive income.

F-25

---

**Suzano S.A.**

**Explanatory notes to the consolidated financial statements  
Year ended December 31, 2020 and 2019**



### **3.2.6. Hyperinflationary economies**

Entities based in Argentina, a country considered to have a hyperinflationary economy, are subject to the requirements of IAS 29 - Financial Reporting in Hyperinflationary Economies.

Non-monetary items, as well as incomes and expenses, are adjusted by the changes in the inflation index between the initial recognition and the closing date, so that the balances are stated at current value.

However, the Company's wholly-owned subsidiary based in Argentina, the functional currency has been the Real since January 1, 2020, as disclosed in note 3.2.7.1 of the financial statements ended on December 31, 2019, therefore it is no longer an entity with hyperinflationary currency and discontinued the preparation and presentation of its individual financial statement in accordance with IAS 29 - Financial Reporting in Hyperinflationary Economies.

The amounts in the financial statements on that date were considered as historical cost, being the basis of the book values of the subsequent financial statements, that is, the updated values are the cost bases of the non-monetary items in the subsequent financial statements, being subject to the requirements of the note 3.2.7.1 above disclosed.

### **3.2.7. Business combinations**

These are accounted for using the acquisition method when control is transferred to acquirer. The cost of an acquisition is the sum of the consideration paid, evaluated based on the fair value at acquisition date, and the amount of any non-controlling interests in the acquire. For each business combination, the Company recognizes any non-controlling interest in the acquire either at fair value or at the non-controlling interest's proportionate share of the acquirer's net assets. The costs directly attributable to the acquisition are recorded as expense when incurred, except for costs related to the issuance of debt instruments or equity instruments, which are presented as debt reduction or equity, respectively.

In a business combination, assets acquired and liabilities assumed are evaluate in order to classify and allocate them assessing the terms of the agreement, economic circumstances and other conditions at the acquisition date.

Goodwill is initially measured as the excess of the consideration paid over the fair value of the net assets acquired. After initial recognition, goodwill is measured at cost, net of any accumulated impairment losses. For purposes of impairment testing, the goodwill recognized in a business combination, as from the acquisition date, is allocated to each of the Company's cash generating units.

Gains on an advantageous purchase are recognized immediately in the result. The borrowing costs are recorded in the income statement as incurred.

**Suzano S.A.**

**Explanatory notes to the consolidated financial statements  
Year ended December 31, 2020 and 2019**



Contingent liabilities related to tax, civil and labor classified in the acquired company as possible and remote risk is recognized by the acquirer, at its fair values.

Transactions in the acquisition of shares with shared control over the net assets traded apply complementary guidance to IFRS 3 - Business Combination, IFRS 11 and IAS 28 - Investments in Associates and Joint Ventures. Based on the equity method, investment is initially recognized at cost. The carrying amount of the investment is adjusted for recognition of changes in the Company's share in the acquirer's Shareholders' equity as of the acquisition date. Goodwill is segregated from carrying amount of the investment. Other intangible assets identified in the transaction shall be allocated in proportion to the interest acquired by the Company, by the difference between the carrying amounts recorded in the acquired entity and its fair value assets, which may be amortized.

### **3.2.8. Segment information**

An operating segment is a component of the Company that carries out business activities from which it can obtain revenues and incur expenses. The operating segments reflect how the Company's management reviews financial information to make decisions. The Company's management has identified reportable segments, which meet the quantitative and qualitative disclosure requirements. The segments identified for disclosure represent mainly sales channels.

### **3.2.9. Cash and cash equivalents**

Include cash on hand, bank deposits and highly liquid short-term investments with maturities, upon acquisition, of 90 days or less, which are readily convertible into known amounts of cash and subject to insignificant risk of change in value. The investments classified in this group, due to their nature, are measured at fair value through the profit or loss.

### **3.2.10. Financial assets**

#### **3.2.10.1. Classification**

Financial assets are classification based on the purpose for which the financial assets were acquired, as set forth below:

- (i) financial assets at amortized cost;
- (ii) financial assets at fair value through other comprehensive income;
- (iii) financial assets at fair value through profit or loss.

Regular purchases and sales of financial assets are recognized on the trade date, it means, the date on which the Company commits to purchase or sell the asset. Financial assets are derecognized when the rights to receive cash flows from the investments have expired or have been transferred but only if Fibria has transferred substantially all risks and rewards of ownership.

Suzano S.A.

**Explanatory notes to the consolidated financial statements**  
**Year ended December 31, 2020 and 2019**



**3.2.10.1.1. Financial instruments measured at amortized cost**

Financial assets at amortized cost are financial assets held by the Company (i) in order to receive their contractual cash flow and not to sell to realization a profit or loss and (ii) whose contractual terms give rise, on specified dates, to cash flows that exclusively, payments of principal and interest on the principal amount outstanding. Any changes are recognized under financial income (expense) in income statement.

It includes the balance of cash and cash equivalents, trade accounts receivable and other assets.

**3.2.10.1.2. Financial assets at fair value through other comprehensive income**

Financial assets at fair value through other comprehensive income are financial assets held by the Company (i) either to receive their contractual cash flow as the for sale with realization of profit or loss and (ii) whose contractual terms give rise on specified dates, to cash flows constituting, exclusively, payments of principal and interest on the principal amount outstanding. In addition, investments in equity instruments where, on initial recognition, the Company elected to present subsequent changes in its fair value to other comprehensive income, are classified in this category. Any changes are recognized under net financial income (expense) in income statement, except for the fair value of investment in equity instruments, which are recognized in other comprehensive income.

This category includes the balance of other investments (Note 14).

**3.2.10.1.3. Financial assets at fair value through profit or loss**

Financial assets at fair value through profit or loss are either designated in this category or not classified in any of the other categories. .. Any changes are recognized under financial income (expense) in income statement for non-derivative financial instruments and for financial derivative instruments under income from derivative financial instruments.

This category includes the balance of marketable securities, financial assets at fair value through profit or loss are the balance of derivative financial instruments, including embedded derivatives, stock options and other securities.

**3.2.10.2. Settlement of financial instruments**

Financial assets and liabilities are settled and the net amount is recorded in the balance sheet when there is a (i) legally enforceable right to settle the recognized amounts and (ii) there is an intention to settle on a net basis or realize the asset and settle the liability simultaneously.

Suzano S.A.

**Explanatory notes to the consolidated financial statements**  
**Year ended December 31, 2020 and 2019**



**3.2.10.3. Impairment of financial assets**

**3.2.10.3.1. Financial instruments measured at amortized cost**

Annually, the Company assesses if there is evidence that a financial asset is impaired. A financial is impaired only if there is evidence of an impairment as a result of one or more events that occurred after the initial recognition of the asset and that loss event has an impact on the estimated future cash flows of the financial asset that can be reliably estimated.

The criteria that the Company uses to determine if there is evidence of an impairment loss include:

- (i) significant financial difficulty of the issuer or debtor;
- (ii) default or late interest or principal payments in the agreement;
- (iii) where Company, for economic or legal reasons relating to the borrower's financial difficulty, grants to the borrower a concession that the lender would not otherwise receive;
- (iv) it becomes probable that the borrower will enter bankruptcy or other financial reorganization;
- (v) the disappearance of an active market for that financial asset because of financial difficulties;
- (vi) observable data indicating that there is a measurable decrease in the estimated future cash flows from a portfolio of financial assets since the initial recognition of those assets, although the decrease cannot yet be identified with the individual financial assets in the portfolio.

The amount of an impairment loss is measured as the difference between the carrying amount of the asset and the present value of estimated future cash flows discounted at the financial asset's original effective interest rate. If the financial asset is impaired the carrying amount of the asset is reduced and a loss is recognized in the income statement.

In a subsequent measurement, if there is an improvement in the asset rating, such as an improvement in the debtor's credit rating, the reversal of the previously recognized impairment loss is recognized in the income statement.

### **3.2.10.3.2. Financial assets at fair value through other comprehensive income**

Annually, the Company evaluate if there is evidence that a financial asset is impaired.

For such financial assets, a significant or prolonged decrease in the fair value of the security below its cost is an evidence that the assets are impaired. If any such evidence exists, impairment loss is measured by the difference between the acquisition cost and the current fair value, less any loss previously recognized in other comprehensive income, shall be recognized in the income statement.

**Suzano S.A.**

**Explanatory notes to the consolidated financial statements  
Year ended December 31, 2020 and 2019**



---

### **3.2.11. Derivative financial instruments and hedging activities**

Derivatives financial instruments are recognized at fair value on the date the derivative agreement is entered into and are subsequently remeasured at fair value. Changes in fair value are recorded in under result of derivative financial instruments in the income statement.

Embedded derivatives in non-derivative main contracts are required to be separated when their risks and characteristics are not-closely related to those of main contracts and these are not measured at fair value through profit or loss.

Non-option embedded derivatives are separated from the main contracts in accordance with its stated or implied substantive terms, so that they have zero fair value on initial recognition.

### **3.2.12. Trade accounts receivables**



These are recorded at the invoiced amount, in the normal course of the Company's business, adjusted to exchange rate variation when denominated in foreign currency and, if applicable, net of expected credit losses.

The Company applies the aging-based provision matrix with the appropriate grouping of your portfolio. When necessary, based on individual analysis, the provision for expected loss is supplemented.

The Company adopts procedures and analysis to establish credit limits.

The Company examines on a monthly basis the maturity of receivables and identifies those customers with overdue balances assessing the specific situation of each client including the risk of loss, the existence of contracted insurance, letters of credit, collateral and the customer's financial situation. In the event of default, collection attempts are made, which include direct contact with customers and collection through third parties. Should these efforts prove unsuccessful, court measures are considered and credit expected loss is recognized. The notes are written-off from the credit expected loss when Management considers that they are not recoverable after taking all appropriate measures to collect them.

### **3.2.13. Inventories**

These are evaluated at average acquisition or formation cost of finished products, net of recoverable taxes, not exceeding their net realizable value.

Finished products and work-in-process consist of raw materials, direct labor, production costs, freight, storage and general production expenses, which are related to the processes required to make the products available for sale.

Imports in transit are presented at the cost incurred until the balance sheet date.

The raw materials derived from biological assets are measured based on their fair value less cost to sell at the point of harvest and freight costs.

Provisions for obsolescence, adjustments to net realizable value, impaired items and slow-moving inventories are recorded when necessary. Usual production losses are recorded and are an integral part of the production cost of the respective month, whereas abnormal losses, if any, are recorded directly as cost of sales.

Suzano S.A.

**Explanatory notes to the consolidated financial statements**  
**Year ended December 31, 2020 and 2019**



---

### **3.2.14. Non-current assets held for sale**

These are measured at carrying amount or fair value less costs to sell, whichever is lower, and are not depreciated or amortized. Such items are only classified under this account when the sale is highly probable and they are available for immediate sale under their current conditions.

### **3.2.15. Biological assets**

The biological assets for production (mature and immature forests) are reforestation eucalyptus forests, with a formation cycle between planting until the harvest of approximately 7 (seven) years, measured at fair value. Depletion is measured by the amount of biological assets depleted (harvested) and measured at fair value less estimated costs to sell.

For the determination of the fair value, the income approach technique was applied using the discounted cash flow model, according to the projected productivity cycle for these assets. The assumptions used to measure the fair value are reviewed every six months, as the Company considers that this interval is sufficient so that there is no significant gap in the fair value balance of biological assets booked. Significant assumptions are presented in note 13.

The gain or loss on the assessment of fair value is recognized in the operating income (expenses), net.

Biological assets in formation under the age of 2 (two) years, accounted for at the formation cost and the areas of permanent environmental preservation, which are not recorded, and it is not included in the measurement at fair value, because it is not characterized as biological assets.

### **3.2.16. Property, plant and equipment**

Stated at the cost of acquisition, formation, construction or dismantling, net of recoverable taxes. Such cost is deducted of accumulated depreciation and accumulated impairment losses, when incurred, at the highest of the value of use and sale, less cost to sell. The borrowing costs are capitalized as a component of construction in progress, pursuant to with IAS 23, considering the weighted average interest rate of the Company's debt at the capitalization date.

Depreciation is recognized based on the estimated economic useful life of each asset on a straight-line basis. The estimated useful life, residual values and depreciation methods are annually reviewed and the effects of any changes in estimates are accounted for prospectively. Land is not depreciated.

The Company annually performs an analysis of impairment indicators of property, plant and equipment. An impairment for loss for property, plant and equipment, is only recognized if the related cash-generating unit is devalued. Such condition is also applied if the asset's recoverable amount is less than it is carrying amount. The recoverable amount of asset or cash-generating unit is the highest of its value in use and its fair value less cost to sell.

---

F-31

---

**Suzano S.A.**



### **Explanatory notes to the consolidated financial statements Year ended December 31, 2020 and 2019**

---

The cost of major renovations is capitalized if the future economic benefits exceed the performance standard initially estimated for the asset and are depreciated over the remaining useful life of the related asset.

Repairs and maintenance are expensed when incurred.

Gains and losses on disposals of property, plant and equipment are measured by comparing the proceeds with the book value and are recognized as other operating income a (expense), net at the disposal date.

### **3.2.17. Leasing**

The Company adopted IFRS 16 as of January 1, 2019. This standard determines that lessees must recognize future liabilities in their liabilities and their right to use the leased asset for all lease agreements, with exemption allowed to short-term or low-value contracts. Short-term or low-value contracts for the exemption of the standard refers to contracts where the individual value of the assets is lower than U.S.\$5 and maturity date is before 12 months, represented, mainly, by equipment of technology and vehicles. The Company adopted the standard using a modified retrospective approach that does not require the restatement of the comparative balances, before the leases were recognized under IAS 17 - Leases.

In adopting IFRS 16, the Company recognized the lease liabilities in relation to the agreements that meet the definition of lease, whose liabilities were measured at the present value of the remaining lease payments, discounted based on the incremental loan nominal rate. Assets associated with the right of use were measured at the amount equal to the lease liability on January 1st, 2019, with no impact on retained earnings.

The Company used the following practical expedients allowed by the standard:

- (i) the use of a single discount rate for a portfolio of leases with similar characteristics;

- (ii) leases whose maturity will occur within 12 months of the date of initial adoption of the standard, accounting was as short-term leases directly in the income statement;
- (iii) the accounting of lease payments as expenses in the case of leases for which the underlying asset is of low value;
- (iv) the use of hindsight in determining the lease term, when the agreement contains options to extend or terminate the lease; and
- (v) the Company excluded initial direct costs of measuring the right to use asset at the date of initial adoption.

**Suzano S.A.**



**Explanatory notes to the consolidated financial statements  
Year ended December 31, 2020 and 2019**

---

A contract is, or contains a lease, if the contract transfers the right to control the use of an identified asset for a period in exchange for consideration, for which it is necessary to assess whether:

- (i) the contract involves the use of an identified asset, which may be explicit or implicit, and may be physically distinct or represent substantially the entire capacity of a physically distinct asset. If the supplier has a substantial right to replace the asset, then the asset is not identified;
- (ii) the Company has the right to obtain substantially all the economic benefits from using the asset during the contract period; and
- (iii) the Company has the right to direct the use of the asset. The Company has the right to decide to change how and for what purpose the asset is used, if:
  - has the right to operate the asset, or
  - designed the asset, in a way that predetermines how and for what purpose it will be used.

At the beginning of the contract, the Company recognizes a right-of-use asset and a lease liability that represents the obligation to make payments related to the underlying asset of the lease.

The right-to-use asset is initially measured at cost and comprises the initial amount of the lease liability adjusted for any payment made on or before the contract start date, plus any direct initial costs incurred and estimated disassembly, removal costs, restoration of the asset in the place where it is located, less any incentive received.

The right-to-use asset is subsequently depreciated using the straight-line method from the start date to the end of the useful life of the right to use or the end of the lease term. Except for land agreements that are automatically extended for the same period by means of notification to the lessor, for the other agreements are not allowed automatic renewals and for an indefinite period, as well as the exercise of termination is a right of both parties.

The lease liability is initially measured at the present value of the payments not made, less the incremental loan rate.

The lease liability is measured at amortized cost using the effective interest method. It is remeasured when there is a change:

- (i) in future payments resulting from a change in index or rate;
- (ii) in the estimate of the expected amount to be paid in the guaranteed residual value; or
- (iii) in the assessment of whether the Company will exercise the purchase option, extension or termination.

When the lease liability is remeasured, the corresponding adjustment amount is recorded in the book value of the right-of-use asset or in the profit and loss statement, if the book value of the right-of-use asset has been reduced to zero.

Suzano S.A.



**Explanatory notes to the consolidated financial statements  
Year ended December 31, 2020 and 2019**

The Company does not have lease agreements with clauses of:

- (i) variable payments that are based on the performance of the leased assets;
- (ii) guarantee of residual value;
- (iii) restrictions, such as, for example, obligation to maintain financial ratios.

Short-term or low-value contracts for the exemption of the standard refers to contracts where the individual value of the assets is lower than U.S.\$5 and maturity date is before 12 months, are expensed as incurred.

**3.2.18. Intangible assets**

These are measured at cost at the time they are initially recognized. The cost of intangible assets acquired in a business combination corresponds to the fair value at the acquisition date. After initial recognition, intangible assets are presented at cost less accumulated amortization and impairment losses, when applicable.

The useful life of intangible assets is assessed as finite or indefinite.

Intangible assets with a finite life are amortized over the economic useful life and reviewed for impairment whenever there is an indication that their carrying values may be impaired. The amortization period and method for an intangible asset with a finite useful life are reviewed at least at the end of each fiscal year. The amortization of intangible assets with a finite useful life is recognized in the statement of income as an expense related to its use and consistently with the economic useful life of the intangible asset.

Intangible assets with indefinite useful lives are not amortized, but are tested annually for impairment losses, individually or at the level of the CGU. The allocation is made to the CGU or group of CGUs that represents the lowest level within the entity, in which the goodwill is monitored for management's internal purposes, and that has benefited from the business combination. The Company records in this subgroup mainly goodwill for expected future profitability (goodwill) and easement of passage.

Such test involved the adoption of assumptions and judgments, disclosed in Note 16.

**3.2.19. Current and deferred income tax and social contribution**

Income taxes comprise income tax and social contribution on net income, current and deferred. These taxes are recognized in the income statement, except to the extent that they are related to items recognized directly in equity. In this case, they are recognized in equity under the equity adjustment.

The current charge is calculated based on the tax laws enacted in the countries in which the Company and its subsidiaries and affiliates operate and generate taxable income. Management periodically evaluates the positions assumed in the income tax returns with respect to situations in which the applicable tax regulations give rise to interpretations and establishes provisions, when appropriate, based on the amounts that must be paid to the tax authorities.

**Explanatory notes to the consolidated financial statements**  
**Year ended December 31, 2020 and 2019**

---

Deferred tax and contribution liabilities are recognized on temporary differences between the tax bases of assets and liabilities and their carrying amounts in the financial statements. Deferred taxes and contributions are determined based on the rates in force on the balance sheet date and, which must be applied when they are realized or when they are settled.

Deferred tax assets and contributions are recognized to the extent that it is probable that future taxable profit will be available to be used to offset temporary differences, based on projections of future results prepared and based on internal assumptions and future economic scenarios that may, therefore, undergo changes.

The projection for realization of deferred tax assets was prepared based on Management's estimates that are based on significant judgments and assumptions relating to net average pulp and paper prices and the transfer price with the subsidiary based in Austria. However, there are other assumptions that are not under the control of the Company, such as inflation rates, exchange rates, pulp prices practiced in the international market and other economic uncertainties in Brazil, future results may differ from those considered in the preparation of the consolidated projection.

Deferred income tax and social contribution are recognized on temporary differences arising from investments in subsidiaries and associates, except when the timing of the reversal of temporary differences is controlled by the Company, and if it is probable that the temporary difference will not be reversed in a foreseeable future.

Deferred taxes and contributions, assets and liabilities, are presented at the net amount in the balance sheet when there is a legal right and the intention to offset them when calculating current taxes, generally related to the same legal entity and the same tax authority.

**3.2.20. Trade accounts payable**

Corresponds to the obligations payable for goods or services acquired in the normal course of the Company's business, recognized at fair value and, subsequently, measured at amortized cost using the effective interest rate method, adjusted to present value and exchange rate variation when denominated in foreign currency, when applicable.

**3.2.21. Loans and financing**

Loans and financing are initially recognized at their fair value, net of costs incurred in the transaction and are subsequently stated at amortized cost. Any difference between the amounts raised and settled is recognized in the statement of income during the period in which the loans and financing are outstanding, using the effective tax rate method.

General or specific borrowing costs, directly attributed to the acquisition, construction or production of a qualified asset, are capitalized as a part of the cost of asset when it is probable that they will result in future economic benefits for the entity and that these costs may be measured with reliability. Other loan costs are recognized as expense in the period they are incurred.

**Explanatory notes to the consolidated financial statements**  
**Year ended December 31, 2020 and 2019**

---

**3.2.22. Provision, contingent assets and liabilities**

Contingent assets are not recorded. The recognition is only performed when are guarantees or judicial decisions favorable and the amount can be measured with safety. Contingent assets, for which such conditions are not met, are only disclosed in the notes to the financial statements when material.

The provisions are provided to the extent that the Company expects that is probable that it will disburse cash and the amount can be reliably estimated. Tax, civil, environment and labor proceedings are accrued when losses are assessed as probable and the amounts involved can be reliably measured. When the expectation of loss is possible, a description of the processes and amounts involved is disclosed in the notes to the financial statements. Contingent liabilities assessed as remote losses are neither accrued nor disclosed.

A contingent liabilities of business combinations are recognized if they arise from a present obligation that arose from past events and if their fair value can be measured reliably and subsequently are measured at the higher of:

- (i) the amount that would be recognized in accordance with the accounting policy for the provisions above that comply with IAS 37; or
- (ii) the amount initially recognized less, where appropriate, of recognized revenue in accordance with the policy of recognizing revenue from customer contracts IFRS 15.

### **3.2.23. Asset retirement obligations**

These primarily relate to future costs for the decommissioning of industrial landfill and related assets. A provision is recorded as a long-term obligation against property, plant and equipment. The provision and the corresponding property, plant and equipment are initially recorded at fair value, based on the present value of estimated cash flows for future cash payments discounted by an adjusted risk-free rate. The long-term obligation accrues interest using a long-term discount rate. The property, plant and equipment are depreciated on a straight-line basis over the useful life of the principal against to cost of sales of the income statement.

### **3.2.24. Share based payments**

The Company's executives and managers receive their compensation partially as share-based payment plans to be settled in cash and shares, and alternatively in cash.

Plan-related expenses are recognized in the income statement as a corresponding entry to financial liabilities during the vesting period when services will be rendered. The financial liability is measured by its fair value every balance sheet date and its variation is recorded in the income statement as administrative expenses.

At the option exercise date, if such options are exercised by executive in order to receive Company's shares, financial liabilities are reclassified under stock options granted in shareholders' equity. In case of option exercise paid in cash, the Company settles the financial liability in favor to the Company's executives.

Suzano S.A.

**Explanatory notes to the consolidated financial statements**  
**Year ended December 31, 2020 and 2019**



---

### **3.2.25. Employee benefits**

The Company offers benefits related to supplementary contribution plan to all employees and medical assistance and insurance life for a determined group of former employees, and for the last two benefits an actuarial appraisal is annually prepared by an independent actuary and are reviewed by Management.

Actuarial gains and losses are recognized in other reserves when incurred. The interest incurred, resulting from changes in the present value of the actuarial liability, is recorded in income statement under the financial expenses.

### **3.2.26. Other assets and liabilities current and non-current**

Assets are recognized only when it is probable that the economic benefit associated with the transaction will flow to the entity and its cost or value can be measured reliably.

A liability is recognized when the Company has a legal or constructive obligation arising from a past event, and it is probable that an economic resource will be required to settle this liability.

### **3.2.27. Government grants and assistance**

Government grants and assistance are recognized at fair value when it is reasonably certain that the conditions established by the granting Governmental Authority were observed and that these subsidies will be obtained. These are recorded as revenue or expense deduction in the income statement for the period of enjoyment of benefit and subsequently are allocated to the tax incentives reserve under shareholders' equity.

### **3.2.28. Dividend and interest on own capital**

The distribution of dividends or interest on shareholders' equity is recognized as a liability, calculated based on Corporate Law, the bylaws and the Company's Dividend Policy, which establishes that the minimum annual dividend is the lowest amount between (i) 25% of adjusted net income or (ii) the consolidated operating cash flow for the year and, provided they are declared before the end of the year. Any portion in excess of the minimum mandatory dividends, if declared after the balance sheet date, must be recorded under the additional dividends proposed in shareholders' equity, until approved by the shareholders at the General Assembly. After approval, reclassification to current liabilities is made.

The tax benefit of interest on equity is recognized in the income statement.

F-37

---

Suzano S.A.



**Explanatory notes to the consolidated financial statements**  
**Year ended December 31, 2020 and 2019**

---

### **3.2.29. Share capital**

Common shares are classified under shareholders' equity. Incremental costs directly attributable to a public offer are stated under shareholders' equity as a deduction from the amount raised, net of taxes.

In 2019, the Company reclassified the share issuance costs from capital reserve to share capital.

### **3.2.30. Revenue recognition**

Revenue from contracts with customers are recognized as at which the products to customers transfer of control, represented by the ability to determine the use of products and obtain substantially all the remaining benefits from the products.

The Company follows the five-step model: (i) identification of contracts with customers; (ii) identification of performance obligations under contracts; (iii) determining the transaction price; (iv) allocation of the transaction price to the performance obligation provided for in the contracts and (v) recognition of revenue when the performance obligation is met.

For operating segment Pulp, revenue recognition is based on the parameters provided by (i) International Commercial Terms ("Incoterms"), when destined for the foreign market and (ii) lead time, when destined for the internal market.

For operating segment Paper and Consumer Goods, revenue recognition is based on the parameters provided by (i) the corresponding International Commercial Terms ("Incoterms") and (ii) lead time and are products destined for external and internal market.

Are measured at the fair value of the consideration received or receivable, net of taxes, returns, rebates and discounts and recognized in accordance with the accrual basis of accounting, when the amount is reliably measured.

Accumulated experience is used to estimate and provide for the rebates and discounts, using the expected value method, and revenue is only recognized to the extent that it is highly probable that a significant reversal will not occur. A refund liability (included in trade



accounts receivable) is recognized for expected rebates and discounts payable to customers in relation to sales made until the end of the reporting period. No significant element of financing is deemed present as the sales are made with a short credit term.

### **3.2.31. Financial income and expenses**

Include interest income on financial assets, at the effective interest rate that includes the amortization of funding raising costs, gains and losses on derivative financial instruments, interest on loans and financing, exchange variations on loans and financing and other assets and financial liabilities and monetary variations on other assets and liabilities. Interest income and expenses are recognized in the income statement using the effective interest method.

F-38

---

Suzano S.A.



### **Explanatory notes to the consolidated financial statements Year ended December 31, 2020 and 2019**

---

### **3.2.32. Earnings (losses) per share**

Basic earnings (losses) per share are calculated by dividing the net profit (loss) attributable to the holders of ordinary shares of the Company by (losses) the weighted average number of ordinary shares during the year.

Diluted earnings per share are calculated by dividing the net profit (loss) attributable to the holders of ordinary shares of the Company by the weighted average number of ordinary shares, during the year, plus the weighted average number of ordinary shares that would be issued when converting all dilutive potential ordinary shares into ordinary shares.

### **3.2.33. Employee and management profit sharing**

Employees are entitled to profit sharing based on certain goals agreed annually. For the Administrators, the statutory provisions proposed by the Board of Directors and approved by the shareholders are used as a basis. Provisions for participation are recognized in the administrative expense, during the period in which the targets are attained.

### **3.2.34. Accounting judgments, estimates and assumptions**

As disclosed in note 2, Management used judgments, estimates and accounting assumptions regarding the future, whose uncertainty may lead to results that require a significant adjustment to the book value of certain assets, liabilities, income and expenses in future years, are presented below:

- control, significant influence and consolidation (Note 1.1);
- share-based payment transactions (Note 22);
- transfer to control for revenue recognition (Note 28);
- fair value of financial instruments (Note 4);
- annual analysis of the impairment of non-financial assets (Notes 15 and 16);
- expected credit losses (Note 7);
- net realizable value provision for inventories (Note 8);
- annual analyses of recoverability of taxes (Notes 9 e 12);
- fair value of biological assets (Note 13);
- useful life of property, plant and equipment and intangible assets with defined useful life (Notes 15 and 16);
- annual analysis recoverable amount of goodwill (Note 16);
- provision for legal liabilities (Note 20);
- pension and post-employment plans (Note 21);

The Company reviews the estimates and underlying assumptions used in its accounting estimates on annual basis. Revisions to accounting estimates are recognized in the period in which the estimates are revised.

F-39

---



**3.3. New standards, revisions and interpretations not yet in force**

The new and changed standards and interpretations issued, but not yet in force until the issuance of the Company's consolidated financial statements, are described below. The Company intends to adopt these new standards, changes and interpretations, if applicable, when it come into force and does not expect to have a material impact on the financial statements.

**3.3.1. Interest Rate Reform – IAS 39 / IFRS 7 and IFRS 9 - Phase 2 (Applicable on / or after January 1, 2021, early adoption permitted)**

In continuity with that disclosed in note 3.1.6 about phase 2, it is summarized as follows:

- (i) changes in contractual cash flows: Practical expedient that allows to replace, as a consequence of the reform, the effective interest rate of a financial asset or financial liability with a new economically equivalent rate, without derecognition of the contract;
- (ii) hedge accounting requirements: End of exemptions for evaluating the effectiveness of hedge accounting relationships (Phase 1); and
- (iii) disclosure: Requirements about the disclosure of risks to which the entity is exposed by the reform, risk management and evolution of the IBORs transition.

The Company assessed the phase 2 amendments and does not expect to have significant impacts on its debts and derivatives linked to LIBOR (note 4.4.2).

**3.3.2. IAS 37 - Onerous contracts: Cost to fulfill an onerous contract (Applicable for annual periods on/or after January 1, 2022, early adoption permitted)**

The amendments to IAS 37 Provisions, Contingent Liabilities and Contingent Assets clarify what “costs to fulfill a contract” represent when a onerous contract is assessed. Some entities that apply the “incremental cost” approach may have the value of their provisions increased, or new provisions recognized for onerous contracts as a result of the new definition.

The need for clarification was caused by the introduction of IFRS 15, which replaced the existing requirements related to revenue, including guidelines contained in IAS 11, which dealt with construction contracts. While IAS 11 specified which costs were included as costs to fulfill a contract, IAS 37 did not do, generating a diversity of practice. The amendment aims to clarify which costs should be included in the assessment.

**3.3.3. Property, plant and equipment - IAS 16 – Revenue earned before an asset is ready for its intended use (Applicable for annual periods beginning on/or after January 1, 2022, early adoption permitted)**

In the process of building an item of property, plant and equipment for its intended use, an entity may in the same time produce and sell products generated in the process of construction of the item of property, plant and equipment. Before the change proposed by the IASB, in practice, several ways of accounting for such revenues were found. The IASB has amended the standard to provide guidance on accounting for such revenues and related production costs.

With the new proposal, the sale revenue is no longer deducted from the cost of property, plant and equipment, but is recognized in the income statement together with the production costs of these items. IAS 2 Inventories must be applied in the identification and measurement of production costs.

**3.3.4. Business Combination IFRS 3 - Reference to the conceptual framework**

The amendments update IFRS 3 so that it refers to the 2018 Conceptual Framework instead of the 1989 Structure. It also include in IFRS 3 the requirement that, for obligations within the scope of IAS 37, the buyer applies IAS 37 to determine whether there is a present obligation on the acquisition date due to past events. For a tax within the scope of IFRIC 21 - Levies, the buyer applies IFRIC 21 to determine whether the event that resulted in the obligation to pay the tax occurred up to the date of acquisition.

The amendments add an explicit statement that the buyer does not recognize contingent assets acquired in a business combination.

The changes are applicable to business combinations whose acquisition date occurs on or after the beginning of the first reporting period beginning on/or after January 1, 2022. Early adoption is permitted if the entity also adopts all other updated references (published together with the updated Conceptual Framework) on the same date or earlier.

**3.3.5. Presentation of the financial statements – IAS 1 – Classification of liabilities as current and non-current (Applicable for annual periods beginning on/or after January 1, 2023, early adoption permitted)**

The amendments to IAS 1 affect only the presentation of liabilities as current or non-current in the balance sheet and not the amount or the time of recognition of any asset, liability, income or expense, or the information disclosed about these items.

The amendments clarify that the classification of liabilities as current or non-current is based on the rights existing at the balance sheet date, specify that the classification is not affected by expectations about whether an entity will exercise its right to postpone the settlement of the liability, explain that the rights exist if restrictive clauses are complied with at the balance sheet date, and introduce the definition of 'settlement' to clarify that refers to the transfer to a counterparty; a cash value, equity instruments, other assets or services.

**4. FINANCIAL INSTRUMENTS AND RISKS MANAGEMENT****4.1. Financial risks management****4.1.1. Overview**

The Company's Financial Policies were reviewed and approved at the Board of Directors' meeting held on August 13, 2020. During the review (i) a new Financial Risk Management Policy, which includes concepts, roles and general limits applicable to all other policies was prepared (ii) a new Counterparty and Issuer Risk Policy was prepared (iii) the Debt, Derivative and Cash Management Policies was revised. The purpose of this review is to improve the governance of financial issues and clarify the understanding of concepts and rules by the different target groups for these policies.

As a result of its activities, the Company is exposed to several financial risks, the main factors considered by management are set forth below:

- (i) liquidity;
- (ii) credit;

- (iii) exchange rate;
- (iv) interest rate;
- (v) fluctuations of commodity prices; and
- (vi) capital.

The Management is focused on generating consistent and sustainable results over time, however, arising from external risk factors, unintended level of volatility can influence the Company's cash flows and income statement.

The Company has policies and procedures for managing market risk which aims:

- (i) reduce, mitigate or transfer exposure aiming to protect the Company's cash flows and assets against fluctuations of market prices of raw material and products, exchange rates and interest rates, price and adjustment index ("market risk") or other assets or instruments traded in liquid markets or not to which the value of the assets, liabilities and cash flows are exposed;
- (ii) establish limits and instruments with the purpose of allocating the Company's cash within acceptable credit risk exposure parameters of financial institutions; and
- (iii) optimize the process of hiring financial instruments for protection against exposure to risk, drawing on natural hedges and correlations between the prices of different assets and markets, avoiding any waste of funds used to hiring inefficient transactions. All financial transactions entered into by the Company aim to protect existing exposures, with the assumption of new risks prohibited, except those arising from its operating activities.

---

F-42

---

**Suzano S.A.**



**Explanatory notes to the consolidated financial statements  
Year ended December 31, 2020 and 2019**

---

Hedging instruments are hired exclusively for hedging purposes and are based on the following terms:

- (i) cash flow protection against currency mismatch;
- (ii) revenue flow protection for debt settlement and interest to fluctuation of interest rate and currencies; and
- (iii) fluctuation in pulp price and other supplies related to production.

Treasury team is responsible for identification, evaluating and seeking protection against possible financial risk. Board of Directors approves the financial policies that establish the principles and guidance for global risk management, the areas involved in these activities, the use of derivative and non-derivative financial instruments and the allocation of cash surplus.

The Company uses the most liquid financial instruments, and:

- (i) does not hired leveraged transactions or with other forms of embedded options that change its purpose of protection (hedge);
- (ii) does not have double indexed debt or other forms of implied options; and
- (iii) does not have any transaction that require margin deposits or other forms of collateral for counterparty credit risk.

The Company does not adopt hedge accounting. Therefore, gains and losses from derivative operations are fully recognized in the statements of income, as disclosed in Note 27.

#### 4.1.2. Rating

All transactions with financial instruments are recognized for accounting purposes and classified in the following categories:

	Note	December 31, 2020	December 31, 2019
<b>Assets</b>			
<b>Amortized cost</b>			
Cash and cash equivalents	5	6,835,057	3,249,127
Trade accounts receivable	7	2,915,206	3,035,817
Other assets		974,265	563,993
		<u>10,724,528</u>	<u>6,848,937</u>
<b>Fair value through other comprehensive income</b>			
Other investments	14	26,338	20,048
		<u>26,338</u>	<u>20,048</u>
<b>Fair value through profit or loss</b>			
Derivative financial instruments	4.5.1	1,341,420	1,098,972
Marketable securities	6	2,396,857	6,330,334
		<u>3,738,277</u>	<u>7,429,306</u>
		<u>14,489,143</u>	<u>14,298,291</u>
<b>Liabilities</b>			
<b>Amortized cost</b>			
Loans, financing and debentures	18.1	72,899,882	63,684,326
Lease liabilities	19.2	5,191,760	3,984,070
Liabilities for assets acquisitions and subsidiaries	23	502,228	541,615
Trade accounts payable	17	2,361,098	2,376,459
Other liabilities		459,684	578,061
		<u>81,414,652</u>	<u>71,164,531</u>
<b>Fair value through profit or loss</b>			
Derivative financial instruments	4.5.1	8,117,400	2,917,913
		<u>8,117,400</u>	<u>2,917,913</u>
		<u>89,532,052</u>	<u>74,082,444</u>
		<u>75,042,909</u>	<u>59,784,153</u>

F-43

Suzano S.A.

Explanatory notes to the consolidated financial statements  
Year ended December 31, 2020 and 2019



#### 4.1.3. Fair value of loans and financing

The financial instruments are recognized at their contractual amounts. Derivative financial instrument agreements, used exclusively for hedging purposes, are measured at fair value.

In order to determine the market values of financial instruments traded in public and liquid markets, the market closing prices were used at the balance sheet dates. The fair value of interest rate and indexes swaps is calculated as the present value of their future cash flows discounted at the current interest rates available for operations with similar remaining terms and maturities. This calculation is based on the quotations of B3 and ANBIMA for interest rate transactions in Brazilian Reais and the British Bankers Association and Bloomberg for *London Interbank Offered Rate* (“LIBOR”) rate transactions. The fair value of forward or forward exchange agreements is determined using the forward exchange rates prevailing at the balance sheet dates, in accordance with B3 prices.

In order to determine the fair value of financial instruments traded in over-the-counter or unliquidated markets, a number of assumptions and methods based on normal market conditions and not for liquidation or forced sale, are used at each balance sheet date, including the use of option pricing models such as Garman-Kohlhagen, and estimates of discounted future cash flows. The fair value of agreements for the fixing of oil bunker prices is obtained based on the Platts index.

The result of the trading of financial instruments is recognized at the closing or hiring dates, where the Company undertakes to buy or sell these instruments. The obligations arising from the hiring of financial instruments are eliminated from our financial statements only when these instruments expire or when the risks, obligations and rights arising there from are transferred.

The estimated fair values of loans and financing are set forth below:

	Yield used to discount	December 31, 2020	December 31, 2019
<b>Quoted in the secondary market</b>			
<b>In foreign currency</b>			
Bonds	Secondary Market	43,703,482	30,066,087
<b>Estimated to present value</b>			
<b>In foreign currency</b>			
Export credits ("Pre-payment")	LIBOR	20,546,778	17,213,963
Export credits ("ACC/ACE")	DDI		575,521
<b>In local currency</b>			
BNP – Forest Financing	DI 1		193,646
BNDES – TJLP	DI 1	1,399,177	1,895,959
BNDES – TLP	DI 1	647,235	535,812
BNDES – Fixed	DI 1	76,732	113,979
BNDES – Selic ("Special Settlement and Custody System")	DI 1	960,215	693,969
BNDES - Currency basket	DI 1	27,239	54,420
CRA ("Agribusiness Receivables Certificate")	DI 1/IPCA	3,286,792	6,039,983
Debentures	DI 1	5,498,793	5,534,691
FINAME ("Special Agency of Industrial Financing")	DI 1		14,168
FINEP ("Financier of Studies and Projects")	DI 1		5,138
NCE ("Export Credit Notes")	DI 1	1,322,813	1,445,383
NCR ("Rural Credit Notes")	DI 1	283,702	288,122
Export credits ("Pre-payment")	DI 1	1,490,242	1,464,798
FDCO ("West Center Development Fund")	DI 1		571,904
		<b>79,243,200</b>	<b>66,707,543</b>

F-44

Suzano S.A.



**Explanatory notes to the consolidated financial statements**  
Year ended December 31, 2020 and 2019

The Management considers that for its other financial liabilities measured at amortized cost, its book values approximate to their fair values and therefore the information on their fair values is not being presented.

#### 4.2. Liquidity risk

The Company's guidance is to maintain a strong cash and marketable securities position to meet its financial and operating obligations. The amount kept as cash is used for payments expected in the normal course of its operations, while the cash surplus amount is invested in highly liquid financial investments according Cash Management Policy.

The cash position is monitored by the Company's senior management, by means of management reports and participation in performance meetings with determined frequency. In the year ended December 31, 2020, the impacts in cash and marketable securities were as

expected and the Company believes that, even with the impact of the devaluation of the real against the U.S. Dollars caused by the pandemic of COVID-19, payments of derivative instruments that matured in this period were offset by higher generation of operating cash.

As material fact disclosed to the market on February 14, 2020, the Company, voluntarily prepaid the principal amount of U.S.\$750,000 (equivalent, on the transaction date, to R\$3,240,229), related to an export prepayment, with quarterly interest payments of 1.15% p.a. plus quarterly LIBOR, which was scheduled to mature in February 14, 2023. At the same time, the Company entered into a new transaction related to an export prepayment in the amount of U.S.\$850,000 (equivalent, on the transaction date, to R\$3,672,259), of 1.15% p.a. plus quarterly LIBOR, which was scheduled to mature in February 13, 2026. Furthermore, as material fact disclosed to the market on February 28, 2020, the Company through its wholly-owned subsidiary Suzano Trading Ltd. ("Suzano Trading") exercised its right to redeem all of the outstanding aggregate principal amount of the 5.875% p.a. senior notes issued by it and guaranteed by Suzano due January 2021 ("2021 Notes") currently outstanding, in the total aggregate principal amount of U.S.\$189,630.

Such transactions were performed under market conditions, considered attractive by the Company, and even though they were carried out before the crisis caused by the COVID-19 pandemic, they were in line with the debt management strategy based on cost reduction and extension of the term portfolio, thus reinforcing our liquidity position.

F-45

Suzano S.A.



**Explanatory notes to the consolidated financial statements  
Year ended December 31, 2020 and 2019**

In line with the announcement to the market on March 30, 2020, there was a disbursement of U.S.\$500,000 (equivalent to R\$2,638,221 on the transaction date) of its revolving credit facility maintained with certain financial institutions, of 1.30% plus quarterly LIBOR and maturity in February 2024. The disbursement is in line with the preventive measures that the Company has been taking to mitigate eventual impacts resulting from the COVID-19 pandemic and to bring even more strength to the liquidity position of the Company. On August 13, 2020, the Company announcement the market that returned in advance this revolving credit facility and such resources are fully available as a source of additional liquidity for the Company, if necessary.

All derivatives financial instruments were in the over-the-counter derivatives and do not require deposit of guarantee margins.

The remaining contractual maturities of financial liabilities are disclosed at the date of this financial information reporting date. The amounts as set forth below, consist in the undiscounted cash flows and include interest payments and exchange rate variation, and therefore may not be reconciled with the amounts disclosed in the balance sheet.

	<b>December 31, 2020</b>					
	<b>Total book value</b>	<b>Total future value</b>	<b>Up to 1 year</b>	<b>1 - 2 years</b>	<b>2 - 5 years</b>	<b>More than 5 years</b>
<b>Liabilities</b>						
Trade accounts payables	2,361,098	2,361,098	2,361,098			
Loans, financing and debentures <sup>(1)</sup>	72,899,882	101,540,320	4,034,595	6,619,518	36,751,023	54,135,184
Lease liabilities	5,191,760	9,552,075	620,177	806,560	2,198,419	5,926,919
Liabilities for asset acquisitions and subsidiaries	502,228	573,920	116,376	112,155	253,419	91,970
Derivative financial instruments <sup>(1)</sup>	8,117,400	10,868,858	1,999,811	1,296,199	4,133,320	3,439,528
Other liabilities	459,684	459,684	360,916	98,768		
	<u>89,532,052</u>	<u>125,355,955</u>	<u>9,492,973</u>	<u>8,933,200</u>	<u>43,336,181</u>	<u>63,593,601</u>

1) The variation is due to the increase in the exchange rate variation in the year ended December 31, 2020.

**December 31,  
2019**

	<b>Total book value</b>	<b>Total future value</b>	<b>Up to 1 year</b>	<b>1 - 2 years</b>	<b>2 - 5 years</b>	<b>More than 5 years</b>
<b>Liabilities</b>						
Trade accounts payables	2,376,459	2,376,459	2,376,459			
Loans, financing and debentures	63,684,326	89,708,210	8,501,278	5,692,149	29,088,292	46,426,491
Lease liabilities	3,984,070	7,109,966	559,525	1,426,011	1,186,386	3,938,044
Liabilities for asset acquisitions and subsidiaries	541,615	618,910	103,132	101,149	315,989	98,640
Derivative financial instruments	2,917,913	8,299,319	1,488,906	415,791	1,258,200	5,136,422
Other liabilities	578,061	578,061	456,338	121,723		
	<u>74,082,444</u>	<u>108,690,925</u>	<u>13,485,638</u>	<u>7,756,823</u>	<u>31,848,867</u>	<u>55,599,597</u>

### 4.3. Credit risk management

It is related to the possibility of non-compliance with the counterparty commitment in an operation. Credit risk is managed on a group and arises from cash equivalents, marketable securities, derivative financial instruments, bank deposits, Bank Deposit Certificates (“CDB”), fixed income box, repurchase agreements, letters of credit, insurance, receivable terms of customers, advances to suppliers for new projects, among others.

F-46

Suzano S.A.



**Explanatory notes to the consolidated financial statements  
Year ended December 31, 2020 and 2019**

#### 4.3.1. Trade accounts receivable and advances to supplier

As a result of the crisis caused by COVID-19, the Company started to accept requests for the extension of customer invoices, limiting these postponements to those invoices close to maturity, with due interest charges. However, in July 2020, the Company began to receive fewer requests for extensions, returning to levels prior to the crisis.

Most of the customers who requested extension are related to the domestic market in the paper segment and do not represent a significant amount compared to the Company’s total accounts receivable.

The internal analyzes and credit metrics do not demonstrate that these delays may have a significant impact on the Company’s liquidity position. There was also an increase in delays in Latin America, however, for this region, the Company has credit insurance policies that mitigate most of the risks arising from the default of its customers.

The Company has commercial and credit policies aimed at mitigating any risks arising from its customers’ default, mainly through hiring of credit insurance policies, bank guarantees provided by first-tier banks and collaterals according to liquidity. Moreover, portfolio customers are subject to internal credit analysis aimed at assessing the risk regarding payment performance, both for exports and for domestic sales.

For customer credit assessment, the Company applies a matrix based on the analysis of qualitative and quantitative aspects to determine individual credit limits to each customer according to the identified risk. Each analyze is submitted for approval according to established hierarchy and, if applicable, to approval from the Management’s meeting and the Credit Committee.

The risk classification of trade accounts receivable is set forth below:



	December 31, 2020	December 31, 2019
Low <sup>(1)</sup>	2,813,038	2,775,364
Average <sup>(2)</sup>	54,115	168,836
High <sup>(3)</sup>	89,942	133,613
	<u>2,957,095</u>	<u>3,077,813</u>

- 1) Current and overdue to 30 days.  
2) Overdue between 30 and 90 days.  
3) Overdue more than 90 days.

Part of the amounts above does not consider the expected credit losses calculated based on the provision matrix of R\$41,889 and R\$41,996 as of December 31, 2020 and 2019, respectively.

F-47

Suzano S.A.



Explanatory notes to the consolidated financial statements  
Year ended December 31, 2020 and 2019

#### 4.3.2. Banks and financial institutions

The Company, in order to mitigate credit risk, maintains its financial operations diversified among banks, with a main focus on first-tier financial institutions classified as high-grade by the main risk rating agencies.

The book value of financial assets representing the exposure to credit risk is set forth below:

	December 31, 2020	December 31, 2019
Cash and cash equivalents	6,835,057	3,249,127
Marketable securities	2,396,857	6,330,334
Derivative financial instruments	986,526	830,426
	<u>10,218,440</u>	<u>10,409,887</u>

The counterparties, substantially financial institutions, in which transactions are performed classified under cash and cash equivalents, marketable securities and derivatives financial instruments, are rated by the rating agencies. The risk rating is set forth below:

Risk rating <sup>(1)</sup>	Cash and cash equivalents and marketable securities		Derivative financial instruments	
	December 31, 2020	December 31, 2019	December 31, 2020	December 31, 2019
AAA		190,360	17,412	
AA-		56,388	417,510	
A+		606,757	1,617	27,363
A		188,458	73,135	165,851
A-		211,238	130,546	222,761
brAAA	7,704,501	7,153,079	305,311	404,693
brAA+	163,955	745,177	32	9,758
brAA	836,546	372,188	40,963	
brAA-	278,712	23,050		
brA	240,382	17,847		
Others	<u>7,818</u>	<u>14,919</u>		



**9,231,914****9,579,461****986,526****830,426**

1) We use the Brazilian Risk Rating and the rating is given by agencies Fitch Ratings, Standard & Poor's and Moody's.

#### 4.4. Market risk management

The Company is exposed to several market risks, mainly, related to fluctuations in exchange rate variation, interest rates, inflation rates and commodity prices that may affect its results and financial situation.

F-48

Suzano S.A.



#### Explanatory notes to the consolidated financial statements Year ended December 31, 2020 and 2019

To mitigate the impacts, the Company has processes to monitor exposures and policies that support the implementation of risk management.

The policies establish the limits and the instruments to be implemented for the purpose of:

- (i) protecting cash flow due to currency mismatch;
- (ii) mitigating exposure to interest rates;
- (iii) reducing the impacts of fluctuation in commodity's prices; and
- (iv) change of debt indexes.

The market risk management comprises the identification, the assessment and the implementation of the strategy, with the effective hiring of adequate financial instruments.

##### 4.4.1. Exchange rate risk management

The fundraising financing and the currency hedge policy of the Company are guided considering substantial part of net revenue arises from exports with prices negotiated in U.S.Dollar, while substantial part of the production costs is attached to the Brazilian Real. This structure allows the Company to hire export financing in U.S.Dollar and to reconcile financing payments with the cash flows of receivables from sales in foreign market, using the international bond market as an important portion of its capital structure, and providing a natural cash hedge for these commitments.

Moreover, the Company hires U.S.Dollar selling transactions in the futures markets, including strategies involving options, to ensure attractive levels of operating margins for a portion of revenue. Such transactions are limited to a percentage of the net surplus foreign currency over an 18-months' time horizon and therefore, are matched to the availability of currency for sale in the short term.

The net exposure of assets and liabilities in foreign currency which is substantially in U.S. Dollars, is set forth below:

	<b>December 31, 2020</b>	<b>December 31, 2019</b>
<b>Assets</b>		
Cash and cash equivalents	6,370,201	2,527,834
Trade accounts receivables	1,938,614	2,027,018
Derivative financial instruments	621,385	9,440,141
	<b>8,930,200</b>	<b>13,994,993</b>
<b>Liabilities</b>		
Trade accounts payables	(492,617)	(1,085,207)

Loans and financing	(58,145,087)	(45,460,138)
Liabilities for asset acquisitions and subsidiaries	(313,022)	(288,172)
Derivative financial instruments	(6,994,363)	(11,315,879)
	<u>(65,945,089)</u>	<u>(58,149,396)</u>
<b>Net liability exposure</b>	<b><u>(57,014,889)</u></b>	<b><u>(44,154,403)</u></b>

F-49

Suzano S.A.



**Explanatory notes to the consolidated financial statements**  
**Year ended December 31, 2020 and 2019**

#### 4.4.1.1. Sensitivity analysis – foreign exchange rate exposure – except financial instruments derivatives

For market risk analysis, the Company uses scenarios to jointly evaluate assets and liabilities positions in foreign currency, and the possible effects on its results. The probable scenario represents the amounts recognized, as they reflect the translation into Brazilian *Reais* on the base date of the balance sheet (R\$ to U.S.\$ = R\$5.1967).

This analysis assumes that all other variables, particularly, the interest rates, remains constant. The other scenarios considered the appreciation/depreciation of the Brazilian real against the U.S.\$ at the rates of 25% and 50%, before taxes.

The following table set forth the potential impacts in absolute amounts:

	December 31, 2020		
	Effect on profit or loss and equity		
	Probable (base value)	Possible (25%)	Remote (50%)
Cash and cash equivalents	6,370,201	1,592,550	3,185,101
Trade accounts receivable	1,938,614	484,654	969,307
Trade accounts payable	(492,617)	(123,154)	(246,309)
Loans and financing	(58,145,087)	(14,536,272)	(29,072,544)
Liabilities for asset acquisitions and subsidiaries	(313,022)	(78,256)	(156,511)

#### 4.4.1.2. Sensitivity analysis – foreign exchange rate exposure – financial instruments derivatives

The Company contracts sales operations of U.S. Dollar in the futures markets, including strategies with options, in order to ensure attractive levels of operating margins for a portion of revenue. These operations are limited to a percentage of the net foreign exchange surplus over the 18-month horizon and, therefore, are attached to the availability of ready-to-sell foreign exchange in the short term.

Due to pandemic COVID-19 and the effects on all global economies over the past 12 months, financial markets have experienced volatility throughout the period with a strong sense of aversion to risk, with a consequent substantial devaluation of the Real against the U.S. Dollars.

For the calculation of mark-to-market (“MtM”) the PTAX of the penultimate business day of the quarter was used, in December 2019 it was R\$4.0307 and in December 2020 it was R\$5.1967, with an increase of 29%. These market movements caused a negative impact on the mark-to-market hedge position entered by the Company.

This analysis assumes that all other variables, particularly, the interest rates, remains constant. The other scenarios considered the appreciation/depreciation of the Brazilian real against the U.S.\$ at the rates of 25% and 50%, before taxes, from the base scenario of December 31, 2020.

It is important to mention that the impact caused by fluctuations in the exchange rate, whether positive or negative, will also affect the hedged asset. Therefore, even though there was a negative impact on the fair value of derivative transactions in the year due to the COVID-19 pandemic, this impact was partially offset by the positive effect on the Company’s cash flow. In addition, considering that

hedge contracts are limited by the policy in a maximum of 75% of the total exposure in U.S. Dollars, the exchange rate devaluation will always benefit, in a net way, the Company's cash generation in the long run.

Suzano S.A.



**Explanatory notes to the consolidated financial statements  
Year ended December 31, 2020 and 2019**

The following table set forth the potential impacts assuming these scenarios:

	<b>December 31, 2020</b>				
	<b>Effect on profit or loss and equity</b>				
	<b>Probable (base value)</b>	<b>Possible (+25%)</b>	<b>Remote (+50%)</b>	<b>Possible (-25%)</b>	<b>Remote (-50%)</b>
	<b>5.1967</b>	<b>6.4959</b>	<b>7.7951</b>	<b>3.8975</b>	<b>2.5984</b>
<b>Financial instruments derivatives</b>					
Derivative Non-Deliverable Forward ("NDF")	7,948	(102,756)	(205,512)	102,756	205,512
Derivative options	(780,896)	(3,386,080)	(7,232,365)	3,253,805	7,301,982
Derivative swaps	(6,503,859)	(4,436,537)	(8,873,083)	4,436,554	8,873,100

**4.4.2. Interest rate risk management**

Fluctuations in interest rates may imply effects of increased or reduced costs on new loans and operations already contracted.

The Company is constantly looking for alternatives for the use of financial instruments in order to avoid negative impacts on its cash flow.

Considering the extinction of LIBOR over the next few years, the Company is evaluating its contracts with clauses that envisage the discontinuation of the interest rate. Most debt contracts linked to LIBOR have some clause to replace this rate with a reference index or equivalent interest rate and, for contracts that do not have a specific clause, a renegotiation will be carried out between the parties. Derivative contracts linked to LIBOR provide for a negotiation between the parties for the definition of a new rate or an equivalent rate will be provided by the calculation agent.

It is worth mentioning that the clauses related to replacement of the indexes in the Company's debt contracts indexed to LIBOR, establish that any replacement of the indexation rate in the contracts can only be evaluated in two circumstances (i) after the communication from an official government entity with formalization of the replacement/extinguishment of the effective rate of the contract, and this communication must define the exact date on which LIBOR will be extinguished and / or (ii) syndicated operations begin to be executed at a rate indexed to the Secured Overnight Financing Rate ("SOFR"). Therefore, the negotiation of debt contracts and its related derivatives will be started after these events.

The Company has mapped all contracts subject to IBOR reform that have yet to transition to an alternative benchmark rate and as of December 31, 2020 the Company has R\$20,118,831 related to loan and financing contracts and R\$1,567,520 related to derivative contracts and so far, it awaits the event of official extinction of LIBOR to start negotiating its contracts with counterparties.

Suzano S.A.



**Explanatory notes to the consolidated financial statements**  
**Year ended December 31, 2020 and 2019**

The Company understands that it will not be necessary to change the risk management strategy due to the change in the indexes of the financial contracts linked to LIBOR.

The Company believes it is reasonable to assume that the negotiation of the indexes in its contracts, when the official trigger allows, will move towards the replacement of LIBOR by SOFR, because the available information indicates that SOFR will be the new interest rate adopted by the capital market. Based on the information available, the Company does not expect to have significant impact on its debts and derivatives linked to LIBOR.

**4.4.2.1. Sensitivity analysis – exposure to interest rates – except financial instruments derivatives**

For market risk analysis, the Company uses scenarios to evaluate the sensitivity that variations in operations impacted by the rates: Interbank Deposit Rate (“CDI”), Long Term Interest Rate (“TJLP”), Special System for Settlement and Custody (“SELIC”) and the London Interbank Offered Rate (“LIBOR”) which may impact the results. The probable scenario represents the amounts already booked, as they reflect the best estimate of the Management.

This analysis assumes that all other variables, particularly exchange rates, remain constant. The other scenarios considered appreciation/depreciation of 25% and 50% in the market interest rates.

The following table set forth the potential impacts in absolute amounts:

	<b>December 31,</b>		
	<b>2020</b>		
	<b>Effect on profit or loss and equity</b>		
	<b>Probable</b>	<b>Possible (25%)</b>	<b>Remote (50%)</b>
<b>CDI/SELIC</b>			
Cash and cash equivalents	115,032	546	1,093
Marketable securities	2,396,857	11,385	22,770
Loans and financing	9,715,511	46,149	92,297
<b>TJLP</b>			
Loans and financing	1,553,635	17,673	35,345
<b>LIBOR</b>			
Loans and financing	18,923,543	11,277	22,555

**4.4.2.2. Sensitivity analysis – exposure to interest rates – financial instruments derivatives**

This analysis assumes that all other variables remain constant. The other scenarios considered appreciation/depreciation of 25% and 50% in the market interest rates.

Suzano S.A.



**Explanatory notes to the consolidated financial statements**  
**Year ended December 31, 2020 and 2019**

The following table set forth the potential impacts assuming these scenarios:

**December 31,**  
**2020**

	Effect on profit or loss and equity				
	Probable	Probable (+25%)	Remote (+50%)	Probable (-25%)	Remote (-50%)
<b>CDI</b>					
<b>Financial instruments derivatives</b>					
<b>Liabilities</b>					
Derivative Non-Deliverable Forward ('NDF')	7,948	(2,409)	(4,786)	2,442	4,916
Derivative options	(780,896)	(43,105)	(85,545)	43,800	88,323
Derivative swaps	(6,503,859)	(22,941)	(45,441)	23,367	47,086
<b>LIBOR</b>					
<b>Financial instruments derivatives</b>					
<b>Liabilities</b>					
Derivative swaps	(6,503,859)	45,349	90,699	(45,364)	(90,726)

#### 4.4.2.3. Sensitivity analysis for changes in the consumer price index of the US economy

For the measurement of the probable scenario, the United States Consumer Price Index (US-CPI) was considered on December 31, 2020. The probable scenario was extrapolated considering an appreciation/depreciation of 25% and 50% in the US-CPI to define the possible and remote scenarios, respectively, in absolute amounts.

	December 31, 2020		
	Impact of an increase/decrease of US-CPI on the fair value		
	Probable (base value)	Possible (25%)	Remote (50%)
	2.16%	2.70%	3.24%
Embedded derivative in forestry partnership and standing wood supply agreements	354,900	(158,373)	(324,287)

#### 4.4.3. Commodity price risk management

The Company is exposed to commodity prices that reflect mainly on the pulp sale price in the foreign market. The dynamics of opening and closing production capacities in the global market and the macroeconomic conditions may have an impact on the Company's operating results.

Through a specialized team, the Company monitors the pulp price and analyses future trends, adjusting the forecast that aims to assisting preventive measures to properly conduct the different scenarios. There is no liquid financial market to sufficiently mitigate the risk of a material portion of the Company's operations. Pulp price protection operations available on the market have low liquidity and low volume and large distortion in price formation. No relevant changes were observed in relation to pulp prices and future markets related to this index due to the crisis caused by the pandemic of COVID-19.

The Company is also exposed to international oil prices, which is reflected on logistical costs for selling to the export market. In this case, the Company assess, when comprehend necessary, hiring derivative financial instruments to set marine fuel price. The crisis caused by the COVID-19 pandemic significantly impacted the global demand for oil and its derivatives, which caused a substantial devaluation of the prices of these assets in the spot and future markets, during the first quarters of 2020. In this context, and considering attractive market conditions, the Company increased its marine fuel hedge position in line with its hedge strategy and policies and set a good part of its exposure at levels below the estimated price levels for the 2020 budget.

In the year ended December 31, 2020, the contracted position to hedge its logistics costs was purchased in the amount of US\$37,757 (US\$0.3645 as of December 31, 2019).

#### 4.4.3.1. Commodity price risk management

This analysis assumes that all other variables, except price risk, remain constant. The other scenarios considered appreciation/depreciation of 25% and 50% of oil price in the market.

The following table set forth the potential impacts assuming these scenarios:

	December 31, 2020		
	Impact of an increase/decrease of price risk		
	Probable (base value)	Possible (25%)	Remote (50%)
VLSFO/Brent derivative	15,759	43,614	87,227

#### 4.5. Derivative financial instruments

The Company determines the fair value of derivative contracts, which differ from the amounts realized in the event of early settlement due to bank spreads and market factors at the time of quotation. The amounts presented by the Company are based on an estimate using market factors and use data provided by third parties, measured internally and compared to calculations performed by external consultants.

Fair value does not represent an obligation for immediate disbursement or cash receipt, given that such effect will only occur on the dates of contractual fulfillment or on the maturity of each transaction, when the result will be determined, depending on the case and market conditions on the agreed dates.

A summary of the methodologies used for purposes of determining fair value by type of instrument is presented below:

- (i) Swap: the future value of the asset and liability are estimated by the cash flows projected by the market interest rate of the currency in which the tip of the swap is denominated. The present value of the US dollar-denominated tip is measured using the discount using the exchange coupon curve (the remuneration, in US dollars, of the Reais invested in Brazil) and in the case of the BRL-denominated tip, the discount is made using Brazil's interest curve, being the future curve of the DI, considering both the credit risk of the Company and the counterparty. The exception is pre-fixed contracts x US\$ where the present value at the tip denominated in US\$ is measured through the discount using the LIBOR curve, disclosed by Bloomberg. The fair value of the contract is the difference between these two points. Interest rate curves were obtained from B3.

Suzano S.A.



Explanatory notes to the consolidated financial statements  
Year ended December 31, 2020 and 2019

- (ii) Options (Zero Cost Collar): the fair value was calculated based on the Garman-Kohlhagen model, considering both Company's and the counterparty credit risk. Volatility information and interest rates are observable and obtained from B3 exchange information to calculate the fair values.

- (iii) Non-deliverable forward (NDF): a projection of the future currency quote is made, using the exchange coupon curves and the future DI curve for each maturity. Next, it is verified the difference between this quotation obtained and the rate that was contracted for the operation, considering the credit risk of the Company and the counterparty. This difference is multiplied by the notional value of each contract and brought to present value by the future DI curve. Interest rate curves were obtained from B3.

(iv) Swap US-CPI: liability cash flows are projected by the US inflation curve US-CPI, obtained by the implicit rates for inflation-linked US securities (“Treasury Protected against Inflation - TIPS”), disclosed by Bloomberg. Cash flows from the asset components are projected at the fixed rate implicit in the embedded derivative. The fair value of the embedded derivative is the difference between the two components, adjusted to present value by the curve of the exchange coupon obtained from B3.

(v) Swap VLSFO/Brent (marine fuel): a future projection of the asset price is made, using the future price curve disclosed by Bloomberg. Next, it is verified the difference between this projection obtained and the rate that the operation was contracted, considering both of Company’s and counterpart’s credit risk. This difference is multiplied by the notional value of each contract and adjusted to present value by the LIBOR curve disclosed by Bloomberg.

The yield curves used to calculate the fair value in December 31, 2020, are as set forth below:

Interest rate curves				
Term	Brazil	United States of America	Dollar coupon	
1 month	1.92 % p.a.	0.14 % p.a.	4.95 % p.a.	
6 months	2.11 % p.a.	0.20 % p.a.	1.56 % p.a.	
1 year	2.86 % p.a.	0.19 % p.a.	1.20 % p.a.	
2 years	4.19 % p.a.	0.20 % p.a.	1.01 % p.a.	
3 years	5.08 % p.a.	0.25 % p.a.	0.99 % p.a.	
5 years	6.05 % p.a.	0.44 % p.a.	1.16 % p.a.	
10 years	7.20 % p.a.	0.95 % p.a.	1.56 % p.a.	

F-55

Suzano S.A.



Explanatory notes to the consolidated financial statements  
Year ended December 31, 2020 and 2019

#### 4.5.1. Outstanding derivatives by type of contract, including embedded derivatives

The positions of outstanding derivatives are set forth below:

	Notional value in U.S.\$		Fair value	
	December 31, 2020	December 31, 2019	December 31, 2020	December 31, 2019
<b>Instruments contracted with protection strategy</b>				
<b>Operational Hedge</b>				
Zero Cost Collar <sup>(1)</sup>	3,212,250	3,425,000	(780,457)	67,078
NDF (R\$ x US\$)	80,000		7,948	
<b>Debt hedge</b>				
<b>Interest rate hedge</b>				
Swap LIBOR to Fixed (U.S.\$) <sup>(1)</sup>	3,683,333	2,750,000	(1,059,192)	(444,910)
Swap IPCA to CDI (notional in Reais)	843,845	843,845	285,533	233,255
Swap IPCA to Fixed (U.S.\$)	121,003	121,003	(114,834)	30,544
Swap CDI x Fixed (U.S.\$) <sup>(1)</sup>	2,267,057	3,115,614	(4,977,309)	(1,940,352)
Pre-fixed Swap to U.S.\$ (U.S.\$)	350,000	350,000	(508,328)	(33,011)
<b>Commodity Hedge</b>				
Swap US-CPI standing wood (U.S.\$) <sup>(2)</sup>	646,068	679,485	354,900	268,547
Swap VLSFO/Brent	37,757	365	15,759	(92)
			<b>(6,775,980)</b>	<b>(1,818,941)</b>



Current assets	484,043	260,273
Non-current assets	857,377	838,699
Current liabilities	(1,991,118)	(893,413)
Non-current liabilities	(6,126,282)	(2,024,500)
	<b>(6,775,980)</b>	<b>(1,818,941)</b>

- 1) The variation is due to the increase in the exchange rate in the year ended December 31, 2020.
- 2) The embedded derivative refers to swap contracts for the sale of US-CPI variations within the term of the forest partnership and standing wood supply contracts.

The current contracts and the respective protected risks are set forth below:

- (i) Swap CDI x Fixed US\$: positions in conventional swaps exchanging the variation in the Interbank Deposit rate (“DI”) for a fixed rate in United States Dollars (“US\$”). The objective is to change the debt index in Reais to US\$, in compliance with the Company’s natural exposure of receivables in US\$.
- (ii) Swap IPCA x CDI: positions in conventional swaps exchanging variation of the Amplified Consumer Price Index (“IPCA”) for DI rate. The objective is to change the debt index in Reais, in compliance with the Company’s cash position in Reais, which is also indexed to DI.
- (iii) IPCA swap x Fixed US\$: positions in conventional swaps exchanging variation of the IPCA for a fixed rate in US\$. The objective is to change the debt index in Reais to US\$, in compliance with the Company’s natural exposure of receivables in US\$.

F-56

Suzano S.A.



**Explanatory notes to the consolidated financial statements  
Year ended December 31, 2020 and 2019**

- (iv) Swap LIBOR x Fixed US\$: positions in conventional swaps exchanging post-fixed rate (LIBOR) for a fixed rate in US\$. The objective is to protect the cash flow from changes in the US interest rate.
- (v) Pre Fixed Swap R\$ x Fixed US\$: positions in conventional swaps a fixed rate in Reais for a fixed rate in US\$. The objective is to change the exposure of debts in Reais to US\$, in compliance with the Company’s natural exposure of receivables in US\$.
- (vi) Zero-Cost Collar: positions in an instrument that consists of the simultaneous combination of purchase of put options and sale of call options of US\$, with the same principal and maturity value, with the objective of protecting the cash flow of exports. In this strategy, an interval is established where there is no deposit or receipt of financial margin on position adjustments. The objective is to protect the cash flow of exports against decrease Real.
- (vii) NDF - Non Deliverable Forward: positions sold in futures contracts of US\$ with the objective of protecting the cash flow of exports against the decrease in the Real.
- (viii) Swap Very Low Sulphur Fuel Oil (“VLSFO”)/Brent(oil): oil purchase positions, with the objective of protecting logistical costs related to ocean freight contracts, against the increase in oil prices.
- (ix) Swap US-CPI: The embedded derivative refers to sale swap contracts of variations of US-CPI within the terms of the forest partnership and standing wood supply contracts.



The COVID-19 pandemic negatively impacted the financial markets and, consequently, caused increased volatility throughout the year, devaluing the Real against the US Dollar by 40%, as previously mentioned. The variation in the fair value of derivatives for the year ended December 31, 2020 compared to the fair value measured on December 31, 2019 is explained substantially by this significant devaluation of the local currency. There were also less significant impacts caused by the variation in the Pre, Foreign Exchange Coupon and LIBOR curves in transactions.

It is important to highlight that, the outstanding agreements in the year ended December 31, 2020, are over-the-counter market, without any kind of guarantee margin or early settlement clause forced by changes from mark to market, including possible variations caused by the COVID-19 pandemic.

#### 4.5.2. Fair value by maturity schedule

	December 31, 2020	December 31, 2019
2020		(633,644)
2021	(1,507,075)	98,850
2022	(918,030)	(154,734)
2023	(433,195)	185,209
2024	(705,859)	(197,718)
2025	(1,684,124)	(606,827)
2026 onwards	(1,527,697)	(510,077)
	<u>(6,775,980)</u>	<u>(1,818,941)</u>

F-57

Suzano S.A.



Explanatory notes to the consolidated financial statements  
Year ended December 31, 2020 and 2019

#### 4.5.3. Outstanding of assets and liabilities derivatives positions

The outstanding derivatives positions are set forth below:

	Currency	Notional value		Fair value	
		December 31, 2020	December 31, 2019	December 31, 2020	December 31, 2019
<b>Debt hedge</b>					
<b>Assets</b>					
Swap CDI x Fixed (U.S.\$)	R\$	8,594,225	11,498,565	719	11,673,117
Swap Pre-Fixed to U.S.\$ (U.S.\$)	R\$	1,317,226	1,317,226	136,192	1,478,336
Swap LIBOR x Fixed (U.S.\$)	US\$	3,683,333	2,750,000	61,120	11,063,970
Swap IPCA x CDI	IPCA	974,102	933,842	285,533	1,093,067
Swap IPCA x U.S.\$	IPCA	520,973	499,441		579,307
				<u>483,564</u>	<u>25,887,797</u>
<b>Liabilities</b>					
Swap CDI x Fixed (U.S.\$)	US\$	2,267,057	3,115,614	(4,978,028)	(13,613,469)
Swap LIBOR x Fixed (U.S.\$)	US\$	350,000	350,000	(644,520)	(1,511,347)
Swap LIBOR x Fixed (U.S.\$)	US\$	3,683,333	2,750,000	(1,120,312)	(11,508,880)
Swap IPCA x CDI	R\$	843,845	843,845		(859,812)
Swap IPCA x U.S.\$	US\$	121,003	121,003	(114,834)	(548,763)
				<u>(6,857,694)</u>	<u>(28,042,271)</u>
				<u>(6,374,130)</u>	<u>(2,154,474)</u>
<b>Operational hedge</b>					

Zero cost collar (U.S.\$ x R\$)	US\$	3,212,250	3,425,000	(780,457)	67,078
NDF (R\$ x U.S.\$)	US\$	80,000		7,948	
				<u>(772,509)</u>	<u>67,078</u>
<b>Commodity hedge</b>					
Swap US-CPI (standing wood)	US\$	646,068	679,485	354,900	268,547
Swap VLSFO/Brent	US\$	37,757	365	15,759	(92)
				<u>370,659</u>	<u>268,455</u>
				<u>(6,775,980)</u>	<u>(1,818,941)</u>

#### 4.5.4. Fair value settled amounts

The settled derivatives positions are set forth below:

	December 31, 2020	December 31, 2019
<b>Operational hedge</b>		
Zero cost collar (R\$ x U.S.\$)	(2,268,158)	(104,040)
NDF (R\$ x U.S.\$)	(60,815)	63,571
	<u>(2,328,973)</u>	<u>(40,469)</u>
<b>Commodity hedge</b>		
Swap Bunker (oil)	(85,468)	3,804
	<u>(85,468)</u>	<u>3,804</u>
<b>Debt hedge</b>		
Swap CDI x Fixed (U.S.\$)	(1,888,906)	(68,362)
Swap IPCA x CDI	10,601	23,024
Swap IPCA x USD	10,054	
Swap Pre-Fixed to U.S.\$ (U.S.\$)	59,351	(26,358)
Swap LIBOR x Fixed (U.S.\$)	(242,299)	(27,088)
	<u>(2,051,199)</u>	<u>(98,784)</u>
	<u>(4,465,640)</u>	<u>(135,449)</u>

F-58

Suzano S.A.



Explanatory notes to the consolidated financial statements  
Year ended December 31, 2020 and 2019

#### 4.6. Fair value hierarchy

For the year ended on December 31, 2020, there were no changes between the 3 (three) levels of hierarchy and no transfers between levels 1, 2 and 3 during the periods disclosed.

	December 31, 2020			
	Level 1	Level 2	Level 3	Total
<b>Assets</b>				
<b>Fair value through profit or loss</b>				
Derivative financial instruments		1,341,420		1,341,420
Marketable securities	444,712	1,952,145		2,396,857
	<u>444,712</u>	<u>3,293,565</u>		<u>3,738,277</u>

<b>Fair value through other comprehensive income</b>				
Other investments - CelluForce			26,338	26,338
			<u>26,338</u>	<u>26,338</u>
Biological assets			11,161,210	11,161,210
			<u>11,161,210</u>	<u>11,161,210</u>
<b>Total assets</b>	<b>444,712</b>	<b>3,293,565</b>	<b>11,187,548</b>	<b>14,925,825</b>
			<u><u>11,187,548</u></u>	<u><u>14,925,825</u></u>
<b>Liabilities</b>				
<b>Fair value through profit or loss</b>				
Derivative financial instruments		8,117,400		8,117,400
		<u>8,117,400</u>		<u>8,117,400</u>
<b>Total liabilities</b>		<b>8,117,400</b>		<b>8,117,400</b>
		<u><u>8,117,400</u></u>		<u><u>8,117,400</u></u>

					December 31, 2019					
					Level 1	Level 2	Level 3	Total		
<b>Assets</b>										
<b>Fair value through profit or loss</b>										
Derivative financial instruments						1,098,972				1,098,972
Marketable securities				1,631,319		4,699,015				6,330,334
				<u>1,631,319</u>		<u>5,797,987</u>				<u>7,429,306</u>
<b>Fair value through other comprehensive income</b>										
Other investments - CelluForce							20,048			20,048
							<u>20,048</u>			<u>20,048</u>
Biological assets							10,571,499			10,571,499
							<u>10,571,499</u>			<u>10,571,499</u>
<b>Total assets</b>				<b>1,631,319</b>		<b>5,797,987</b>	<b>10,591,547</b>			<b>18,020,853</b>
				<u><u>1,631,319</u></u>		<u><u>5,797,987</u></u>	<u><u>10,591,547</u></u>			<u><u>18,020,853</u></u>
<b>Liabilities</b>										
<b>Fair value through profit or loss</b>										
Derivative financial instruments						2,917,913				2,917,913
						<u>2,917,913</u>				<u>2,917,913</u>
<b>Total liabilities</b>						<b>2,917,913</b>				<b>2,917,913</b>
						<u><u>2,917,913</u></u>				<u><u>2,917,913</u></u>

F-59

Suzano S.A.



Explanatory notes to the consolidated financial statements  
Year ended December 31, 2020 and 2019

#### 4.7. Capital management

The main objective is to strengthen its capital structure, aiming to maintain an adequate financial leverage, and to mitigate risks that may affect the availability of capital in business development.

The Company monitors constantly significant indicators, such as, consolidated financial leverage, which is the ratio of total net debt to its adjusted Earnings Before Interest, Taxes, Depreciation, and Amortization (“Adjusted EBITDA”).

#### 5. CASH AND CASH EQUIVALENTS

	Average yield p.a. %	December 31, 2020	December 31, 2019
<b>Cash and banks</b>	<b>0.41</b>	<b>6,212,318</b>	<b>2,464,097</b>
<b>Cash equivalents</b>			
<b>Local currency</b>			
Fixed-term deposits <sup>(1)</sup>	<b>70.45 of CDI</b>	<b>115,032</b>	<b>630,075</b>
<b>Foreign currency</b>			
Fixed-term deposits <sup>(1)</sup>	<b>0.43</b>	<b>507,707</b>	<b>154,955</b>
		<b>6,835,057</b>	<b>3,249,127</b>

- 1) Refers to Time Deposit and Sweep Account applications, maturing up to 90 days.  
Time Deposit is a remunerated bank deposit with a specific maturity period.  
Sweep Account: is a paid sweep account. At the end of the day, the balance remaining in the account is automatically applied and automatically made available the next business day in the morning.

## 6. MARKETABLE SECURITIES

	Average yield p.a. %	December 31, 2020	December 31, 2019
<b>In local currency</b>			
Investment funds	<b>133.36 of CDI</b>	<b>6,445</b>	<b>6,683</b>
Private funds	<b>157.67 of CDI</b>	<b>175,317</b>	<b>1,431,303</b>
Public titles measured at fair value through profit or loss	<b>157.67 of CDI</b>	<b>444,712</b>	<b>1,631,319</b>
Private Securities (Compromised)	<b>102.42 of CDI</b>	<b>1,585,605</b>	<b>3,081,326</b>
Private Securities (Compromised) - Escrow Account <sup>(1)</sup>	<b>102.00 of CDI</b>	<b>184,778</b>	<b>179,703</b>
		<b>2,396,857</b>	<b>6,330,334</b>
<b>Current</b>		<b>2,212,079</b>	<b>6,150,631</b>
<b>Non-Current</b>		<b>184,778</b>	<b>179,703</b>

- 1) Refers to the guarantee account, which will be released only after obtaining the applicable governmental approvals and compliance by the Company with the precedent conditions to the conclusion of the Losango Project provided for in the agreement entered with CMPC Celulose Riograndense SA ("CMPC"). The Losango Project was a transaction to buy and sell lands and forests involving Fibria and CMPC, entered into in December 2012.

F-60

Suzano S.A.



Explanatory notes to the consolidated financial statements  
Year ended December 31, 2020 and 2019

## 7. TRADE ACCOUNTS RECEIVABLE

### 7.1. Breakdown of balances

	December 31, 2020	December 31, 2019
<b>Domestic customers</b>		
Third parties	<b>970,796</b>	<b>1,027,035</b>
Related parties (Note 11) <sup>(1)</sup>	<b>47,685</b>	<b>23,760</b>

<b>Foreign customers</b>		
Third parties	1,938,614	2,027,018
(-) Expected credit losses	(41,889)	(41,996)
	<u>2,915,206</u>	<u>3,035,817</u>

1) The balance refers to transactions with Ibema, an entity that is not consolidated by the Company.

The Company performs factoring transactions for certain customers' receivables where, substantially all risks and rewards related to these receivables are transferred to the counterpart, so that these receivables are derecognized from accounts receivable in the balance sheet. This transaction refers to an additional cash generation opportunity and may be discontinued at any time without significant impact on the Company's operation and is therefore classified as a financial asset measured at amortized cost. The impact of these factoring transactions on the accounts receivable in the balance sheet for the year ended December 31, 2020, is R\$5,388,370 (R\$3,544,625 as of December 31, 2019).

## 7.2. Breakdown of trade accounts receivable by maturity

	December 31, 2020	December 31, 2019
<b>Current</b>	<u>2,603,229</u>	<u>2,552,459</u>
<b>Overdue</b>		
Up to 30 days	209,210	180,909
From 31 to 60 days	51,420	148,388
From 61 to 90 days	2,062	20,448
From 91 to 120 days	6,665	20,680
From 121 to 180 days	8,618	17,899
More than 180 days	34,002	95,034
	<u>2,915,206</u>	<u>3,035,817</u>

## 7.3. Rollforward of the expected credit losses

	December 31, 2020	December 31, 2019
<b>Beginning balance</b>	(41,996)	(37,179)
Business combination		(5,947)
Addition	(9,350)	(18,650)
Reversal	3,328	6,364
Write-off	7,737	13,383
Exchange rate variation	(1,608)	33
<b>Ending balance</b>	<u>(41,889)</u>	<u>(41,996)</u>

F-61

Suzano S.A.

Explanatory notes to the consolidated financial statements  
Year ended December 31, 2020 and 2019



The Company maintains guarantees for overdue securities in its commercial operations, through credit insurance policies, letters of credit and other guarantees. These guarantees avoid the need to recognize expected credit losses, in accordance with the Company's credit policy.

## 7.4. Main customers

The Company has no customer responsible for more than 10% of net sales of pulp segment for the year ended December 31, 2020. As of December 31, 2019, only 1 (one) customer was responsible for 10% of net sales of pulp segment.

## 8. INVENTORIES

	December 31, 2020	December 31, 2019
<b>Finished goods</b>		
<b>Pulp</b>		
Domestic (Brazil)	553,229	575,335
Foreign	1,102,994	2,229,206
<b>Paper</b>		
Domestic (Brazil)	225,058	199,635
Foreign	87,638	70,199
<b>Work in process</b>	81,465	75,377
<b>Raw material</b>	1,450,507	1,047,433
<b>Spare parts and other</b>	508,444	488,410
	<u>4,009,335</u>	<u>4,685,595</u>

Inventories are shown net of estimated losses.

### 8.1. Rollforward of estimated losses

	December 31, 2020	December 31, 2019
<b>Beginning balance</b>	(106,713)	(33,195)
Business combination		(11,117)
Addition <sup>(1)</sup>	(77,173)	(111,077)
Reversal	11,498	9,734
Write-off <sup>(2)</sup>	92,503	38,942
<b>Ending balance</b>	<u>(79,885)</u>	<u>(106,713)</u>

1) The addition of inventory in the year ended December 31, 2020, refers substantially to the raw material in the amount of R\$56,305 (R\$57,384 as of December 31, 2019).

2) The write-off of inventory, in the year ended December 31, 2020, refers mainly to the amounts of (i) finished pulp product of R\$32,018 (R\$666 as of December 31, 2019) and (ii) raw material of R\$49,550 (R\$26,083 as of December 31, 2019).

F-62

Suzano S.A.



Explanatory notes to the consolidated financial statements  
Year ended December 31, 2020 and 2019

For the year ended December 31, 2020, and 2019 there were no inventory items pledged as collateral.

## 9. RECOVERABLE TAXES

	December 31, 2020	December 31, 2019
IRPJ/CSLL – prepayments and withheld taxes	223,754	575,351
PIS/COFINS – on acquisition of property, plant and equipment <sup>(1)</sup>	126,990	61,376
PIS/COFINS – operations	287,206	507,919

PIS/COFINS – exclusion ICMS <sup>(2)</sup>	128,115	128,115
ICMS – on acquisition of property, plant and equipment <sup>(3)</sup>	112,672	115,560
ICMS – operations <sup>(4)</sup>	1,393,260	1,515,840
Reintegra program <sup>(5)</sup>	110,121	108,657
Other taxes and contributions	24,089	18,758
Provision for loss of ICMS credits <sup>(6)</sup>	(1,164,782)	(1,304,329)
Provision for loss of PIS/COFINS credits		(21,132)
	<b>1,241,425</b>	<b>1,706,115</b>
<b>Current</b>	<b>406,850</b>	<b>997,201</b>
<b>Non-current</b>	<b>834,575</b>	<b>708,914</b>

- 1) Social Integration Program (“PIS”) and Social Security Funding Contribution (“COFINS”): Credits whose realization is in connection with depreciation year of the corresponding asset.

The Company filed legal actions claiming the exclusion of ICMS from the PIS and COFINS contribution tax basis, in relation to certain operations for certain periods starting from March 1992. Regarding this subject, the Federal Supreme Court (“STF”)

- 2) initially decided on March 15th, 2017, that ICMS is not included in the tax basis of the aforementioned contributions. The Federal Government made an appeal (“*Embargos de Declaração*”) in October 2017, requesting the reversal of the Supreme Court’s initial decision among other items. The appeal has yet to be judged.

Based on the Supreme Court’s initial decision and the legal opinion provided by external legal consultants, the Company believes that the probability of the Supreme Court altering its decision is remote. The Company thus started to exclude the ICMS from the tax basis of the referred contributions since August 2018, a practice also supported by court decisions.

For certain PIS and COFINS credits to be recovered, the Company has received final favorable court decisions. The balance recognized in the statement of income (loss) in 2019 within other operational results, regarding certain claims for the calculation period from 2006 to July 2018. The Company has estimated the amount attributable to these claims based on the available relevant fiscal documents, and this amount is subject to adjustments to be recorded by management in the future periods.

The Company has additional claims for which a final decision has not been received and for which no asset or gain have been recorded (Note 20.3.1).

- 3) Tax on Sales and Services (“ICMS”): Credits from the acquisition of property, plant and equipment are recovered on a linear basis over a four period, from the acquisition date, in accordance with the relevant regulation, ICMS Control on Property, Plant and Equipment (“CIAP”).

- 4) ICMS credits accrued due to the volume of exports and credit generated in operations of entry of products: Credits are concentrated in the state of Espírito Santo, Maranhão, Mato Grosso do Sul, São Paulo and Bahia, where the Company realizes the credits through sale of credits to third parties, after approval from the State Ministry of Finance. Credits are also being realized through consumption in its consumer goods (tissue) operations in the domestic market that are already operational in Maranhão.

- 5) Special Regime of Tax Refunds for Export Companies (“Reintegra”): Reintegra is a program that aims to refund the residual costs of taxes paid throughout the exportation chain to taxpayers, to make them more competitive in foreign markets.

- 6) Includes the provision for discount on sale to third parties of the accumulated ICMS credit in Maranhão and the provision for full loss of the low probability of realization of the units of Espírito Santo, Mato Grosso do Sul and Bahia due to the difficulty of its realization.

## 9.1. Rollforward of provision for loss

	ICMS	PIS/COFINS	Total
<b>Balance as of December 31, 2018</b>	<u>(10,792)</u>	<u></u>	<u>(10,792)</u>
Business combination with Fibria	(1,211,109)		(1,211,109)
Addition	<u>(82,428)</u>	<u>(21,132)</u>	<u>(103,560)</u>
<b>Balance as of December 31, 2019</b>	<u>(1,304,329)</u>	<u>(21,132)</u>	<u>(1,325,461)</u>
Addition	<u>(64,107)</u>	<u></u>	<u>(64,107)</u>
Write-off	57,254	21,132	78,386
Reversal <sup>(1)</sup>	<u>146,400</u>	<u></u>	<u>146,400</u>
<b>Balance as of December 31, 2020</b>	<u>(1,164,782)</u>	<u></u>	<u>(1,164,782)</u>

- 1) Refers to the reversal of the provision for loss resulting from the recovery of ICMS credits from the State of Espírito Santo through sale to third parties.

## 10. ADVANCE TO SUPPLIERS

	December 31, 2020	December 31, 2019
Forestry development program	<u>1,015,115</u>	1,087,149
Advance to suppliers	<u>43,162</u>	170,481
	<u>1,058,277</u>	<u>1,257,630</u>
<b>Current</b>	<b>43,162</b>	170,481
<b>Non-current</b>	<b>1,015,115</b>	1,087,149

The forestry development program consists of an incentive partnership for regional forest production, where independent producers plant eucalyptus in their own land to supply the agricultural product wood to Company. Suzano provides eucalyptus seedlings, input subsidies and cash advances, and the latter are not subject to valuation at present value since they will be settled, preferably, in forests. In addition, the Company supports producers through technical advice on forest management but does not have joint control over decisions effectively implemented. At the end of the production cycles, the Company has contractually guaranteed the right to make an offer to purchase the forest and/or wood for market value, however, this right does not prevent producers from negotiating the forest and / or wood with other market participants, provided that the incentive amounts are fully paid.

## 11. RELATED PARTIES

The Company's commercial and financial operations with controlling shareholder and Companies owned by controlling shareholder Suzano Holding S.A. ("Suzano Group"). For transactions with related parties, it is determined that the usual market prices and conditions for these transactions are observed, as well as the corporate governance practices adopted by the Company and those recommended and/or required by the legislation.

For the year ended December 31, 2020, there were no material changes in the terms of the agreements, deal and transactions entered into, nor were there any new contracts, agreements or transactions of different natures entered into between the Company and its related parties.

Suzano S.A.

Explanatory notes to the consolidated financial statements  
Year ended December 31, 2020 and 2019



### 11.1. Balances recognized in assets and liabilities



	Nature	Balances receivable (payable)	
		December 31, 2020	December 31, 2019
<b>Transactions with controlling shareholders</b>			
Suzano Holding S.A.	Granting of guarantees and administrative expenses	3	3
		<u>3</u>	<u>3</u>
<b>Transactions with companies of the Suzano Group and other related parties</b>			
Management	Reimbursement for expenses	(5)	(1)
Bexma Participações Ltda.	Reimbursement for expenses	1	1
Bizma Investimentos Ltda.	Reimbursement for expenses	1	1
Ensyn Technologies	Reimbursement for expenses	2,829	
Ibema Companhia Brasileira de Papel	Sale of pulp	47,685	23,755
Ibema Companhia Brasileira de Papel	Sale of other products	695	
Ibema Companhia Brasileira de Papel	Purchase of products	(2,834)	(2,467)
Ibema Companhia Brasileira de Papel	Dividends receivable	6,415	
Ibema Companhia Brasileira de Papel	Interest on shareholders' equity	1,218	
Instituto Ecofuturo - Futuro Para o Desenvolvimento Sustentável	Social services	1	(9)
Nemonorte Imóveis e Participações Ltda.	Consultori imobiliária	(15)	
		<u>55,991</u>	<u>21,280</u>
		<u>55,994</u>	<u>21,283</u>
<b>Assets</b>			
Trade accounts receivable		47,685	23,760
Other accounts receivable		11,163	
<b>Liabilities</b>			
Trade accounts payable		(2,849)	(2,477)
Other accounts payable		(5)	
		<u>55,994</u>	<u>21,283</u>

## 11.2. Amounts transacted in the year

	Nature	Expenses (income)		
		December 31, 2020	December 31, 2019	December 31, 2018
<b>Transactions with controlling shareholders</b>				
Suzano Holding S.A.	Granting of guarantees and administrative expenses	(5,029)	(5,945)	(12,723)
		<u>(5,029)</u>	<u>(5,945)</u>	<u>(12,723)</u>
<b>Transactions with companies of the Suzano Group and other related parties</b>				
Management	Reimbursement for expenses	(392)	(8,415)	541
Bexma Participações Ltda.	Reimbursement for expenses	11	11	10
Bizma Investimentos Ltda.	Reimbursement for expenses	12	10	
Ensyn Corporation	Loan charges	689		
Ficus Empreendimentos e Participações Ltda.	Reimbursement for expenses	(655)	(763)	
Fundação Arymax	Reimbursement for expenses	2		
Ibema Companhia Brasileira de Papel	Sale of paper	117,305	111,325	107,252
Ibema Companhia Brasileira de Papel	Purchase of products	(5,464)	(7,744)	16
Instituto Ecofuturo - Futuro para o Desenvolvimento Sustentável	Social services	(4,168)	(5,272)	(4,184)
IPFL Holding S.A.	Reimbursement for expenses	5	4	4

Lazam MDS Corretora e Adm. Seguros S.A.	Sale of paper	3	7	(31)
Mabex Representações e Participações Ltda.	Aircraft services	(50)	(100)	(390)
Nemonorte Imóveis e Participações Ltda.	Real estate advisory	(191)	(330)	(491)
		<u>107,107</u>	<u>88,733</u>	<u>102,727</u>
		<u>102,078</u>	<u>82,788</u>	<u>90,004</u>

F-65

Suzano S.A.



**Explanatory notes to the consolidated financial statements**  
**Year ended December 31, 2020 and 2019**

**11.3. Management compensation**

Expenses related to the compensation of key management personnel, which include the Board of Directors, Fiscal Council and Board of Statutory Executive Officers, recognized in the statement of income for the year, are set for the below:

	December 31, 2020	December 31, 2019	December 31, 2018
<b>Short-term benefits</b>			
Salary or compensation	47,089	39,459	48,663
Direct and indirect benefits	852	1,747	2,828
Bonus	11,326	8,007	16,752
	<u>59,267</u>	<u>49,213</u>	<u>68,243</u>
<b>Long-term benefits</b>			
Share-based compensation plan	75,022	45,739	62,150
	<u>75,022</u>	<u>45,739</u>	<u>62,150</u>
	<u>134,289</u>	<u>94,952</u>	<u>130,393</u>

Short-term benefits include fixed compensation (salaries and fees, vacation, mandatory bonus and “13<sup>th</sup> salary” bonus), payroll charges (Company share of contributions to social security – INSS) and variable compensation such as profit sharing, bonus and benefits (company car, health plan, meal voucher, market voucher, life insurance and private pension plan).

Long-term benefits include the stock option plan and phantom shares for executives and key members of the Management, in accordance with the specific regulations as disclosed in Note 22.

**12. INCOME AND SOCIAL CONTRIBUTION TAXES**

The Company and its wholly-owned subsidiaries located in Brazil are subject to the tax regime based on taxable income. The wholly-owned subsidiaries located abroad are taxed in their respective jurisdictions, according to local regulations.

In Brazil, the Law n°. 12,973/14 revoked article 74 of Provisional Measure n°.2,158/01 and determines that the parcel of the adjustment of the value of the investment in wholly-owned subsidiary, direct and indirect, located abroad, equivalent to the profit earned by it before income tax, except for exchange rate variation, must be added in the determination of taxable income and the social contribution calculation basis of the controlling entity located in Brazil, at the each year ended.

Management’s Company believes on the validity of the provisions of international treaties entered into Brazil to avoid double taxation. In order to guarantee its right to non-double taxation, the Company filed a lawsuit in April 2019, which aims at a non-double taxation, in Brazil, of profit earned by its wholly-owned subsidiary located in Austria, according to Law n°. 12,973/14. Due to the preliminary injunction granted in favor of the Company in the records of the aforementioned lawsuit, the Company decided not to add the profit from Suzano International Trading GmbH, located in Austria, in determining of taxable income and social contribution basis of the net profit of the Company for the year ended December 31, 2020. There is no provision for tax related to the profit of such wholly-owned subsidiary in 2020.

Suzano S.A.



**Explanatory notes to the consolidated financial statements**  
**Year ended December 31, 2020 and 2019**

**12.1. Deferred income and social contribution taxes**

	<b>December 31, 2020</b>	<b>December 31, 2019</b>
Tax loss carryforwards	1,013,008	600,249
Negative tax base	329,412	146,346
<b>Assets temporary differences</b>		
Provision for judicial liabilities	233,100	265,571
Operating provisions and other losses	1,051,096	914,696
Exchange rate variation <sup>(1)</sup>	6,112,906	2,001,942
Losses on derivatives (“MtM”) <sup>(1)</sup>	2,303,833	618,427
Fair value adjustment on business combination – Amortization	718,645	713,656
Unrealized profit on inventories	176,847	293,322
Lease	287,066	22,044
Provision of deferred taxes on results of subsidiaries abroad	33,893	
Other temporary differences <sup>(3)</sup>	158,172	
	<b>12,417,978</b>	<b>5,576,253</b>
<b>Liabilities temporary differences</b>		
Goodwill - Tax benefit on unamortized goodwill	469,875	216,857
Property, plant and equipment - deemed cost adjustment	1,385,642	1,506,220
Accelerated tax depreciation	1,025,136	1,113,200
Borrowing cost	110,036	104,549
Fair value of biological assets	237,879	53,502
Tax provision on results of subsidiaries abroad <sup>(2)</sup>		463,850
Fair value adjustment on business combination – Deferred taxes, net	469,419	502,347
Tax credits - gains in tax lawsuit (ICMS from the PIS/COFINS calculation basis)	43,559	43,559
Other temporary differences		17,004
	<b>3,741,546</b>	<b>4,021,088</b>
<b>Non-current assets</b>	<b>8,677,002</b>	<b>2,134,040</b>
<b>Non-current liabilities</b>	<b>570</b>	<b>578,875</b>

- 1) The variation is due to the increase in the exchange rate in the year ended December 31, 2020.

Amount reversed as a result of a favorable judgement entered for Company, which ensured Company’s right to calculate and pay the Corporate Income Tax and Social Contribution on Net Income due in Brazil, without adding to its taxable base the profit earned as of January 2019 by its wholly-owned subsidiary Suzano International Trade GmbH (former Fibria International Trade GmbH), in

- 2) accordance with the terms of the Brazil-Austria Double Taxation Treaty, either with regard to the merged company Fibria Celulose SA (wholly-owned subsidiary merged on April 1, 2019) in relation to the 1st quarter 2019 base period early terminated due to the merger, either with respect to the subsequent calculation base periods when Suzano International Trade GmbH was already a subsidiary of the Company.

- 3) On December 29, 2020, with the final decision of CADE’s approval related to the purchase and sale agreement of rural property (note 1.2.2), Management and legal advisors understand that all conditions suspensive were implemented, with the tax recognition of capital gain being required, pursuant to art. 117 of the National Taxation Code. As the accounting recognition will only occur at the Closing of the Transaction, on January 5, 2021 (note 32.1) with the fulfillment of the performance obligation and delivery of

the ownership of the properties to the client, there was a need to establish the deferred tax asset on this difference temporary, in the amount of R\$175,202.

Except for tax loss carryforwards, the negative basis of social contribution and accelerated depreciation are only achieved by the Income Tax (“IRPJ”), other tax bases were subject to both taxes.

The breakdown of accumulated tax losses and social contribution tax loss carryforwards is set forth below:

	December 31, 2020	December 31, 2019
Tax loss carry forward	4,052,013	2,400,998
Social contribution tax loss carryforward	3,660,133	1,626,064

F-67

Suzano S.A.



**Explanatory notes to the consolidated financial statements**  
**Year ended December 31, 2020 and 2019**

The rollforward of net balance of deferred income tax is set for the below:

	December 31, 2020	December 31, 2019
<b>Beginning balance</b>	<b>1,555,165</b>	<b>(1,029,135)</b>
Tax loss	412,759	270,559
Tax loss carryforwards	183,066	139,719
(Reversal) provision for judicial liabilities	(32,471)	31,262
Operating provision (reversal) and other losses	136,400	(21,757)
Exchange rate variation <sup>(1)</sup>	4,110,964	552,421
Derivative losses (“MtM”) <sup>(1)</sup>	1,685,406	319,860
Fair value adjustment on business combination – Amortization	37,917	699,527
Unrealized profit on inventories	(116,475)	65,492
Lease	265,022	(3,274)
Tax benefit on unamortized goodwill	(253,018)	(203,696)
Property, plant and equipment - Deemed cost	120,578	46,359
Accelerated depreciation	88,064	82,982
Borrowing cost	(5,487)	44,727
Fair value of biological assets	(184,377)	(60,778)
Reversal/(provision) of deferred taxes on the result of subsidiaries abroad <sup>(2)</sup>	497,743	(351,485)
Business combination		1,034,842
Tax credits - gains in tax lawsuit (ICMS from the PIS/COFINS calculation basis)		(43,559)
Other temporary differences	175,176	(18,901)
<b>Ending balance</b>	<b>8,676,432</b>	<b>1,555,165</b>

1) The variation is due to the increase in the exchange rate in the year ended December 31, 2020.

2) On December 29, 2020, with the final decision of CADE’s approval related to the purchase and sale agreement of rural property (note 1.2.2), Management and legal advisors understand that all conditions suspensive were implemented, with the tax recognition of capital gain being required, pursuant to art. 117 of the National Taxation Code. As the accounting recognition will only occur at the Closing of the Transaction, on January 5, 2021 (note 32.1) with the fulfillment of the performance obligation and delivery of the ownership of the properties to the client, there was a need to establish the deferred tax asset on this difference temporary, in the amount of R\$175,202.

F-68

**Explanatory notes to the consolidated financial statements**  
**Year ended December 31, 2020 and 2019**
**12.2. Reconciliation of the effects of income tax and social contribution on profit or loss**

	December 31, 2020	December 31, 2019
Loss before taxes	<u>(17,642,129)</u>	<u>(4,097,203)</u>
Income tax and social contribution benefit (expense) at statutory nominal rate of 34%	<u>5,998,324</u>	<u>1,393,049</u>
<b>Tax effect on permanent differences</b>		
Taxation (difference) on profit of wholly-owned subsidiaries abroad <sup>(1)</sup>	1,373,845	(24,933)
Equity method	12,288	10,878
Thin capitalization <sup>(2)</sup>	(675,356)	(95,003)
Credit related to Reintegra Program	6,278	4,515
Tax incentives applicable to income tax <sup>(3)</sup>	10,668	18,919
Director bonus	(7,677)	(43,913)
Offset income tax abroad	72,890	
Merger of subsidiaries <sup>(4)</sup>	67,311	
Donations / Fines - Other	68,623	18,949
	<u>6,927,194</u>	<u>1,282,461</u>
<b>Income tax</b>		
Current	(173,322)	(220,311)
Deferred	5,225,655	1,093,200
	<u>5,052,333</u>	<u>872,889</u>
<b>Social Contribution</b>		
Current	(8,604)	(25,799)
Deferred	1,883,465	435,371
	<u>1,874,861</u>	<u>409,572</u>
Income and social contribution benefits (expenses) on the year	<u>6,927,194</u>	<u>1,282,461</u>
Effective rate of income and social contribution tax expenses	39.27%	31.30%

1) The effect of the difference in taxation of subsidiaries is substantially due to the difference between the nominal rates of Brazil and subsidiaries abroad.

2) The Brazilian thin capitalization rules establish that interest paid or credited by a Brazilian entity to a related party abroad may only be deducted for income tax and social contribution purposes if the interest expense is viewed as necessary for the activities of the local entity and when determined limits and requirements are met. On December 31, 2020 the Company did not meet all limits and requirements, therefore a provision for tax payment was recorded.

3) Tax incentives applicable to ICMS, which is deducted from the calculation basis of Income Tax and Social Contribution.

4) Merger of legal entities (note 1.1).

**12.3. Tax incentives**

Company has a tax incentive for the partial reduction of the income tax obtained by the operations carried out in areas of the Northeast Development Superintendency (“SUDENE”) in the Mucuri (BA), Eunápolis – Veracel (BA) and Imperatriz (MA) regions. The IRPJ reduction incentive is calculated based on the activity profit (exploitation profit) and considers the allocation of the operating profit by the incentive production levels for each product. The incentive of lines 1 and 2 of Mucuri (BA) facility expire, respectively, in 2024 and 2027, Imperatriz facility expire in 2024 and Eunápolis – Veracel (BA) facility expire in 2025.

**13. BIOLOGICAL ASSETS**

The rollforward of biological assets is set forth below:

<b>Balances on December 31, 2018</b>	<b>4,935,905</b>
Business combination	4,579,526
Addition	2,849,039
Depletion	(1,905,118)
Gain on fair value adjustment	185,399
Disposal	(23,764)
Other write-offs	(49,488)
<b>Balances on December 31, 2019</b>	<b>10,571,499</b>
Addition	3,392,975
Depletion	(3,094,742)
Transfers <sup>(1)</sup>	(23,471)
Gain on fair value adjustment	466,484
Disposal	(93,847)
Other write-offs	(57,688)
<b>Balances on December 31, 2020</b>	<b>11,161,210</b>

1) Includes transfer to assets held for sale as disclosed in note 1.2.2.

F-70

Suzano S.A.



The calculation of fair value of the biological assets falls under Level 3 in the hierarchy set forth in IFRS 13 — Measurement of Fair Value, due to the complexity and structure of calculation.

The main assumptions, Average annual growth (“IMA”), discount rate, and average gross selling price of eucalyptus, stand out as being the most sensitive where increases or reductions in these assumptions generate significant gains or losses in the measurement of fair value.

The assumptions used in measurement of the fair value of biological assets were:

- (i) Average cycle of forest formation of 6 and 7 years;
- (ii) Effective area of forest from the 3<sup>rd</sup> year of planting;

- (iii) IMA consists of the estimated volume of production of wood with bark in m<sup>3</sup> per hectare, ascertained based on the genetic material used in each region, silvicultural practices and forest management, production potential, climate factors and ground conditions;
- (iv) The estimated average standard cost per hectare includes expenses on silvicultural and forest management applied to each year of formation of the biological cycle of forests, plus costs of land lease agreements and opportunity cost of own land;
- (v) The average gross selling prices of eucalyptus were based on specialized research on transactions carried out by the Company with independent third parties; and
- (vi) The discount rate used in cash flows is measured based on capital structure and other economic assumptions in an independent market participant in the sale of standing wood (forests).

The following table discloses the measurement of the premises adopted:

	<b>December 31, 2020</b>	December 31, 2019
Planted useful area (hectare)	<b>1,020,176</b>	988,720
Mature assets	<b>111,866</b>	86,352
Immature assets	<b>908,310</b>	902,368
Average annual growth (IMA) – m <sup>3</sup> /hectare/year	<b>38.43</b>	38.34
Average gross sale price of eucalyptus – R\$/m <sup>3</sup>	<b>70.22</b>	66.81
Discount rate - %	<b>8.9%</b>	8.4%

The pricing model considers net cash flows, after deduction of taxes on profit at the applicable rates.

The fair value adjustment justified by variation of indicators mentioned above, which combined, resulted in a positive variation of R\$466,484 recognized under other operating income (expense), net.

F-71

Suzano S.A.



**Explanatory notes to the consolidated financial statements**  
**Year ended December 31, 2020 and 2019**

	<b>December 31, 2020</b>	December 31, 2019
Physical changes	<b>156,906</b>	(347,409)
Price	<b>309,578</b>	532,808
	<b>466,484</b>	185,399

The Company manages the financial risks related to agricultural activities in a preventive manner. To reducing risks from edaphoclimatic factors, the weather is monitored through meteorological stations and, in the event of pests and diseases, our Department of Forestry Research and Development, an area specialized in physiological and phytosanitary aspects, has procedures to diagnose and act rapidly against any occurrences and losses.

On December 31, 2020, the Company has R\$140,142 of biological assets in formation pledged related to the sale of forests to Bracell, as disclosed in the notes 1.2.2 and 32.1. The Company has no biological assets pledged as of December 31, 2019.

## 14. INVESTMENTS

### 14.1. Investments breakdown



	December 31, 2020	December 31, 2019
Investments in associates and joint ventures	96,373	140,936
Goodwill	236,360	161,462
Other investments evaluated at fair value through other comprehensive income	26,338	20,048
	<u>359,071</u>	<u>322,446</u>

Investments are shown net of estimated losses.

#### 14.2. Investments in associates and joint ventures

	Information of joint ventures as of December 31, 2020			Company Participation			
	Equity	Income of the year	Participation equity (%)	In equity		In the income of the year	
				December 31, 2020	December 31, 2019	December 31, 2020	December 31, 2019
<b>Associate</b>							
Ensyn Corporation	21,629	(30,153)	25.30%	5,472	21,437	(7,629)	12,860
Spinnova Oy	65,643	(25,183)	23.44%	15,387	86,969	(5,903)	(1,332)
				<u>20,859</u>	<u>108,406</u>	<u>(13,532)</u>	<u>11,528</u>
<b>Joint ventures</b>							
Ibema Companhia Brasileira de Papel	140,893	99,547	49.90%	70,305	28,489	49,674	20,307
F&E Technologies LLC	10,419		50.00%	5,209	4,041		158
				<u>75,514</u>	<u>32,530</u>	<u>49,674</u>	<u>20,465</u>
				<u>96,373</u>	<u>140,936</u>	<u>36,142</u>	<u>31,993</u>

F-72

Suzano S.A.



Explanatory notes to the consolidated financial statements  
Year ended December 31, 2020 and 2019

#### 15. PROPERTY, PLANT AND EQUIPMENT

	Lands	Buildings	Machinery, equipment and facilities	Work in progress	Other <sup>(1)</sup>	Total
Average rate %		3.52	5.77		15.76	
<b>Cost</b>						
<b>Balance as of December 31, 2018</b>	5,104,717	3,058,520	16,441,031	466,156	332,089	25,402,513
Additions	337,932	1,943	136,855	1,477,420	47,524	2,001,674
Write-offs	(92,705)	(36,276)	(172,458)	(1,462)	(34,858)	(337,759)
Business combination	2,151,338	3,918,552	20,255,811	425,868	454,759	27,206,328
Fair value adjustment - Fibria	2,637,671	1,502,021	5,109,939		195,684	9,445,315
Fair value adjustment – Facepa			3,072	(883)	(111)	2,078
Fair value adjustment – Ibema			5,448			5,448
Transfer and other <sup>(2)</sup>	182,621	323,029	740,879	(1,397,398)	(61,761)	(212,630)
<b>Balance as of December 31, 2019</b>	<u>10,321,574</u>	<u>8,767,789</u>	<u>42,520,577</u>	<u>969,701</u>	<u>933,326</u>	<u>63,512,967</u>
<b>Additions</b>	<u>2,274</u>	<u>2,825</u>	<u>194,086</u>	<u>1,289,738</u>	<u>14,332</u>	<u>1,503,255</u>



Write-offs	(213,399)	(26,564)	(92,915)	(18,853)	(25,189)	(376,920)
Transfer and other <sup>(2)</sup>	(198,144)	459,084	562,747	(1,357,202)	137,126	(396,389)
<b>Balance as of December 31, 2020</b>	<b>9,912,305</b>	<b>9,203,134</b>	<b>43,184,495</b>	<b>883,384</b>	<b>1,059,595</b>	<b>64,242,913</b>
<b>Depreciation</b>						
Balance as of December 31, 2018		(906,616)	(7,248,143)		(227,495)	(8,382,254)
Additions		(255,888)	(2,123,193)		(91,170)	(2,470,251)
Write-offs		26,886	115,732		13,944	156,562
Business combination		(1,804,967)	(9,552,825)		(249,087)	(11,606,879)
Additions - Fair value adjustment from business combination – Fibria		(63,495)	(543,468)		(17,364)	(624,327)
Fair value adjustment from business combination – Facepa		(5,742)	(6,481)		(95)	(12,318)
Fair value adjustment from business combination - Ibema			(593)			(593)
Transfer and other <sup>(2)</sup>		29,906	508,585		9,547	548,038
<b>Balance as of December 31, 2019</b>		<b>(2,979,916)</b>	<b>(18,850,386)</b>		<b>(561,720)</b>	<b>(22,392,022)</b>
<b>Additions</b>		<b>(291,862)</b>	<b>(2,390,583)</b>		<b>(110,012)</b>	<b>(2,792,457)</b>
<b>Write-offs</b>		<b>25,992</b>	<b>64,397</b>		<b>8,067</b>	<b>98,456</b>
<b>Balance as of December 31, 2020</b>		<b>(3,245,786)</b>	<b>(21,176,572)</b>		<b>(663,665)</b>	<b>(25,086,023)</b>
<b>Book value</b>						
Balance as of December 31, 2019	10,321,574	5,787,873	23,670,191	969,701	371,606	41,120,945
<b>Balance as of December 31, 2020</b>	<b>9,912,305</b>	<b>5,957,348</b>	<b>22,007,923</b>	<b>883,384</b>	<b>395,930</b>	<b>39,156,890</b>

1) Includes vehicles, furniture and utensils and computer equipment.

2) Includes transfers carried out between the items of property, plant and equipment, intangible assets, inventories and non-current assets held for sale as disclosed in note 1.2.2 (On December 31, 2019 includes right of use).

For the year ended December 31, 2020, the Company did not identify any indicators of impairment of property, plant and equipment.

### 15.1. Items pledged as collateral

For the year ended December 31, 2020, property, plant and equipment items that are pledge as collateral for loans transactions and lawsuits, consisting substantially of the units of, Imperatriz, Limeira, Mucuri, Suzano and Três Lagoas totaled R\$20,903,151 (R\$24,985,741 consisting substantially of the units of Aracruz, Imperatriz, Limeira, Mucuri, Suzano and Três Lagoas as of December 31, 2019).

F-73

Suzano S.A.



Explanatory notes to the consolidated financial statements  
Year ended December 31, 2020 and 2019

### 15.2. Capitalized expenses

For the year ended December 31, 2020, the Company capitalized interest in the amount of R\$10,636 (R\$4,213 as of December 31, 2019). The weighted average interest rate utilized to determine the capitalized amount was 9.06% p.a. (9.50% p.a. as of December 31, 2019).

## 16. INTANGIBLE

### 16.1. Goodwill and intangible assets with indefinite useful life

	December 31, 2020	December 31, 2019
Vale Florestar <sup>(1)</sup>		45,435
Facepa	119,332	119,332
Fibria <sup>(2)</sup>	7,897,051	7,897,051
Other <sup>(3)</sup>	1,196	1,196
	<b>8,017,579</b>	<b>8,063,014</b>

- 1) Vale Florestar's main asset is eucalyptus forests planted in leased areas, in the State of Pará, which were acquired for the purpose of supplying wood to the Maranhão Unit. On December 31, 2020, the Company tested goodwill on expected future profitability arising from business combinations with Vale Florestar and identified an impairment of R\$45,435 recognized in other operating results.
- 2) Amount arising from the business combination with Fibria, held on January 3, 2019, when the Company acquired the net assets of Fibria for total consideration of R\$37,235,854 (note 1.3.1).
- 3) Refer to other intangible assets with indefinite useful life such as servitude and electricity.

The goodwill is based on expected future profitability supported by valuation reports, after purchase price allocation.

Goodwill are allocated to cash-generating units as presented in Note 29.4.

The calculation of the value in use of non-financial assets is done annually using the discounted cash flow method. In 2020, the Company used the strategic plan and annual budget with growing projections until 2025 and the average perpetuity of the cash generating units considering a nominal rate of 3.27% p.a. from this date, based on historical information of previous years, economic and financial projections from each specific market that the Company has operations and additionally include official information disclosed by independent institutions and government agencies.

The discount rate, after taxes, adopted by the Management was 9.19% p.a., calculated based on weighted average cost of capital ("WACC"). The assumptions in the table set forth below were also adopted:

	2021	2022	2023	2024	2025
<b>Net average pulp price – Foreign market (USD/t)</b>					
Asia	495,0	651,7	457,5	492,5	502,4
Europa	490,5	640,1	504,7	505,9	516,1
North America	535,9	647,9	510,9	512,0	522,4
Latin America	511,3	637,6	502,8	503,9	514,1
<b>Net average pulp price – Internal market (USD/t)</b>	421,6	641,4	505,7	506,9	517,1
<b>Average exchange rate (R\$/U.S.\$)</b>	5,01	4,82	4,81	4,82	4,88
<b>Discount rate (pos-tax)</b>	9.19% p.a.	9.19% p.a.	9.19% p.a.	9.19% p.a.	9.19% p.a.
<b>Discount rate (pre-tax)</b>	13.0% p.a.	13.0% p.a.	13.0% p.a.	13.0% p.a.	13.0% p.a.

F-74

Suzano S.A.



Explanatory notes to the consolidated financial statements  
Year ended December 31, 2020 and 2019

The recoverability of property, plant and equipment was tested in 2020 and no impairment loss was identified.

## 16.2. Intangible assets with determined useful life

	December 31, 2020	December 31, 2019
<b>Beginning balance</b>	<b>9,649,789</b>	180,311
Business combination		308,681
Additions	2,307	17,715
Fair value adjustment on business combination		702
Amortization	<b>(980,385)</b>	(74,332)
Fair value adjustment on business combination		10,159,550
Port concession		54,470
Lease agreements		44,371
Supplier agreements		172,094
Port services agreements		694,590
Cultivars		142,744
Customer portfolio		9,030,779
Software		20,502
Fair value adjustment on business combination – Amortization (Fibria)		(956,577)
Port concession		(2,147)
Lease agreements		(7,499)
Supplier agreements		(72,097)
Port services agreements		(29,362)
Cultivars		(20,392)
Customer portfolio		(820,980)
Software		(4,100)
Fair value adjustment on business combination – Amortization (Facepa and Ibema)		(15,454)
Exchange rate variation		2,930
Transfers and others	70,238	26,263
<b>Ending balance</b>	<b>8,741,949</b>	9,649,789
<b>Represented by</b>	<b>Average rate %</b>	
Non-compete agreement	46.1 and 5	5,706
Research and development agreement	5.4	66,272
Ports concession	4.3	209,506
Lease agreements	16.9	29,373
Supplier agreements	12.9	85,182
Port service contracts	4.2	639,275
Cultivars	14.3	101,960
Development and implementation of systems	11.2	1,392
Trademarks and patents	10.0	16,627
Customer portfolio	9.1	7,388,820
Supplier agreements	17.6	41,250
Software	20.0	123,788
Others	5.0	32,798
		<b>8,741,949</b>

F-75

Suzano S.A.



Explanatory notes to the consolidated financial statements  
Year ended December 31, 2020 and 2019

17. TRADE ACCOUNTS PAYABLE

	December 31, 2020	December 31, 2019
<b>In local currency</b>		
Related party (note 11.1) <sup>(1)</sup>	2,849	2,477
Third party	1,865,632	1,288,775
<b>In foreign currency</b>		
Third party <sup>(2)</sup>	492,617	1,085,207
	<b>2,361,098</b>	<b>2,376,459</b>

1) The balance refers to transactions with Ibema and Nemonorte, entities that are not consolidated by the Company.

2) The Company had a take or pay agreement with Klabin S.A., following the requirements imposed by the European Union's competition authority, this contract expired in July 2019. On December 31, 2019, the amount of R\$936,887 in the consolidated refers to purchases of Klabin's pulp.

F-76

Suzano S.A.



**Explanatory notes to the consolidated financial statements  
Year ended December 31, 2020 and 2019**

**18. LOANS, FINANCING AND DEBENTURES**

**18.1. Breakdown by type**

Type	Interest rate	Average annual interest rate - %	Current		Non-current		Total	
			December 31, 2020	December 31, 2019	December 31, 2020	December 31, 2019	December 31, 2020	December 31, 2019
<b>In foreign currency</b>								
BNDES	UMBNDDES	4.84	2,506	26,307	24,486	27,620	26,992	53,927
Bonds <sup>(1)</sup>	Fixed	5.33	779,046	640,177	37,232,554	27,375,673	38,011,600	28,015,850
Export credits (ACC - pre-payment)	LIBOR/ Fixed	1.64	718,623	1,994,868	19,400,208	15,431,478	20,118,831	17,426,346
Others			2,516	3,481			2,516	3,481
			<b>1,502,691</b>	<b>2,664,833</b>	<b>56,657,248</b>	<b>42,834,771</b>	<b>58,159,939</b>	<b>45,499,604</b>
<b>In local currency</b>								
BNDES	TJLP	6.77	276,441	283,658	1,254,222	1,517,649	1,530,663	1,801,307
BNDES	TLP	10.04	25,535	18,404	522,367	441,233	547,902	459,637
BNDES	Fixed	4.94	29,115	39,325	47,177	77,333	76,292	116,658
BNDES	SELIC	5.50	98,531	78,458	1,068,959	718,017	1,167,490	796,475
FINAME	TJLP/Fixed			4,781		9,564		14,345
BNB	Fixed			37,815		156,904		194,719
CRA ("Agribusiness Receivables Certificates")	CDI/IPCA	7.59	32,156	2,860,938	3,025,527	2,952,451	3,057,683	5,813,389
NCE (Export credit note)	CDI	5.52	15,184	131,914	1,275,045	1,270,065	1,290,229	1,401,979
Rural producer Certificate	CDI	7.81	2,738	5,840	273,578	273,303	276,316	279,143
Export credits ("Pre payment")	Fixed	7.62	77,570	77,694	1,313,661	1,312,586	1,391,231	1,390,280
FCO ("Central West Fund"), FDCO ("Central West	Fixed			76,596		475,905		552,501

Development Fund”) and FINEP								
Debtentures	CDI	6.12	7,590	9,997	5,415,061	5,412,035	5,422,651	5,422,032
Others (Revolving Cost, Working capital and Industrial Development Fund (“FDI”) and fair value adjustment on business combination	Fixed	0.40	(24,165)	(62,302)	3,651	4,559	(20,514)	(57,743)
			<u>540,695</u>	<u>3,563,118</u>	<u>14,199,248</u>	<u>14,621,604</u>	<u>14,739,943</u>	<u>18,184,722</u>
			<u>2,043,386</u>	<u>6,227,951</u>	<u>70,856,496</u>	<u>57,456,375</u>	<u>72,899,882</u>	<u>63,684,326</u>
Interest on financing			935,010	886,886		136,799	935,010	1,023,685
Non-current funding			<u>1,108,376</u>	<u>5,341,065</u>	<u>70,856,496</u>	<u>57,319,576</u>	<u>71,964,872</u>	<u>62,660,641</u>
			<u>2,043,386</u>	<u>6,227,951</u>	<u>70,856,496</u>	<u>57,456,375</u>	<u>72,899,882</u>	<u>63,684,326</u>

F-77

Suzano S.A.



Explanatory notes to the consolidated financial statements  
Year ended December 31, 2020 and 2019

### 18.2. Rollforward in loans, financing and debentures

	December 31, 2020	December 31, 2019
<b>Beginning balance</b>	<u>63,684,326</u>	<u>35,737,509</u>
Amounts from the business combination		20,667,096
Reclassification - accounts payable from lease operations		(18,225)
Fundraising	14,761,796	18,993,837
Interest accrued	3,286,254	3,362,250
Premium with repurchase of bonds	391,390	
Exchange rate variation, net	13,365,471	1,781,562
Settlement of principal	(19,092,810)	(13,994,708)
Settlement of interest	(3,244,949)	(2,977,957)
Settlement of premium with repurchase of bonds	(378,381)	
Amortization of fundraising costs	87,959	185,807
Other	38,826	(52,845)
<b>Ending balance</b>	<u>72,899,882</u>	<u>63,684,326</u>

F-78

Suzano S.A.



Explanatory notes to the consolidated financial statements  
Year ended December 31, 2020 and 2019

### 18.3. Breakdown by maturity – non current

2022	2023	2024	2025	2026	2027 onwards	Total
------	------	------	------	------	-----------------	-------

<b>In foreign currency</b>							
BNDES - Currency basket	13,356	11,130					24,486
Bonds			1,823,773	1,741,909	2,707,642	30,959,230	37,232,554
Export credits (ACC pre-payment)	1,576,020	9,549,933	4,555,079	3,250,602	468,574		19,400,208
	<b>1,589,376</b>	<b>9,561,063</b>	<b>6,378,852</b>	<b>4,992,511</b>	<b>3,176,216</b>	<b>30,959,230</b>	<b>56,657,248</b>
<b>In local currency</b>							
BNDES – TJLP	269,029	268,272	240,281	292,870	169,102	14,668	1,254,222
BNDES – TLP	18,866	18,866	18,866	17,618	21,161	426,990	522,367
BNDES – Fixed	24,558	18,606	4,013				47,177
BNDES – Selic	97,511	121,202	113,061	238,538	200,697	297,950	1,068,959
CRA (“Agribusiness Receivables Certificates”)	1,512,680	1,512,847					3,025,527
Export credit note				640,800	634,245		1,275,045
Rural producer certificate				137,500	136,078		273,578
Export credits (“Pre payment”)			1,313,661				1,313,661
Debentures				2,340,550	2,327,011	747,500	5,415,061
Others (Revolving costs, working capital, FIDC and FDI)	3,651						3,651
	<b>1,926,295</b>	<b>1,939,793</b>	<b>1,689,882</b>	<b>3,667,876</b>	<b>3,488,294</b>	<b>1,487,108</b>	<b>14,199,248</b>
	<b>3,515,671</b>	<b>11,500,856</b>	<b>8,068,734</b>	<b>8,660,387</b>	<b>6,664,510</b>	<b>32,446,338</b>	<b>70,856,496</b>

F-79

Suzano S.A.



Explanatory notes to the consolidated financial statements  
Year ended December 31, 2020 and 2019

#### 18.4. Breakdown by currency

	December 31, 2020	December 31, 2019
Brazilian Reais	14,727,803	18,170,261
U.S. Dollar	58,145,087	45,460,138
Currency basket	26,992	53,927
	<b>72,899,882</b>	<b>63,684,326</b>

#### 18.5. Fundraising costs

The fundraising costs are amortized based on terms agreements and effective interest rate.

Type	Cost	Amortization	Balance to be amortized	
			December 31, 2020	December 31, 2019
Bonds	390,104	151,536	238,568	201,467
CRA and NCE	125,222	92,848	32,374	47,443
Export credits (ACC pre-payment)	102,769	46,741	56,028	40,382
Debentures	24,467	8,428	16,039	19,065

BNDES (“IOF”) <sup>(1)</sup>	62,658	22,047	40,611	38,447
Others	18,147	16,725	1,422	4,590
	<u>723,367</u>	<u>338,325</u>	<u>385,042</u>	<u>351,394</u>

1) Tax on Financial Operations

## 18.6. Relevant transactions entered into the year

### 18.6.1. Export Prepayment Agreements (“EPP”)

On February 14, 2020, Suzano, through its wholly-owned subsidiaries Suzano Pulp and Paper Europe S.A., Suzano Austria GmbH and Fibria Overseas Finance Ltd., entered into a syndicated export prepayment agreement in the amount of US\$850,000 (equivalent, on the transaction date, to R\$3,672,259), with a term of six years and maturity in February 2026, grace period of 4 years, quarterly interest payments of 1.15% p.a. plus LIBOR 3M. This transaction is fully and unconditionally guaranteed by Suzano S.A.

On December 17, 2020, the Company, through its wholly-owned subsidiary Suzano International Trade GmbH, signed in a bilateral export prepayment contract with Banco Santander, in the amount of US\$100,000 (equivalent on the transaction date to R\$517,402) with a term of one year and with an interest rate of 1.3825% p.a.

On December 23, 2020, the Company, through its wholly-owned subsidiary Suzano Pulp and Paper Europe SA, signed in a bilateral export prepayment contract with the bank Rabobank in the amount of US\$140,000 (equivalent on the transaction date to R\$709,444) with a term of one year and an interest rate of 1.35% p.a.

All the above operations are fully guaranteed by Suzano S.A.

### 18.6.2. Revolving credit facility

On April 2, 2020, the Company through its wholly-owned subsidiary Suzano Pulp and Paper Europe S.A, disbursement of US\$500,000 (equivalent, on the transaction date, to R\$2,638,221) of its revolving credit facility maintained with certain financial institutions with quarterly payments of 1.30% plus quarterly LIBOR and maturity in February 2024.

F-80

Suzano S.A.



Explanatory notes to the consolidated financial statements  
Year ended December 31, 2020 and 2019

### 18.6.3. Brazilian National Bank for Economic and Social Development (BNDES)

On June 29, 2020, the Company raised with BNDES the amount of R\$400,000 indexed to the Selic interest rate, plus fixed interest of 1.96% p.a., with an average term of 124 months, maturing in February 2040. This funding is in line with the company’s strategy of lengthening of the average of its obligations and efficiency in servicing its debt (cost of debt).

On December 22, 2020, the Company raised with BNDES the amount of R\$131,774, of which R\$ 100,000 referring to a second release of the contract raised above and R\$31,774 indexed to the long-term interest rate (“TLP”), plus fixed interest of 1.77% p.a., with an average term of 121 months, maturing in November 2034.

### 18.6.4. Issuance of Sustainability-linked Notes 2031 (“Notes 2031”)

On September 14, 2020, the Company, through its wholly-owned subsidiary Suzano Austria GmbH (“Suzano Austria”), issued Senior Notes totaling US\$ 750,000 (R\$ equivalent to R\$3,973,831 on the transaction date) with yield of 3.950% per annum, with a coupon of 3.750% p.a., to be paid semi-annually as of January 15, 2021 and with the principal amount due on January 15, 2031.

The Notes have environmental performance indicators (“KPIs”) associated with a goal of reducing GHG emissions by the Company by 2025, evidencing Suzano’s commitment as part of the solution to the global climate crisis and in convergence to the implementation of



its Long Term Goal. Under the terms of the Notes, if the Company does not satisfy the Sustainability Performance Target and provide confirmation thereof to the Trustee together with a related confirmation by the External Verifier at least 30 days prior to July 16, 2026, the interest rate payable on the Notes will be increased by 25 basis points from July 16, 2026 to the Maturity Date. Additionally, pursuant to the Sustainability-Linked Securities Framework, the Company has committed to publish annually a Sustainability Report, together with a verification assurance report issued by the External Verifier. Thus, the new debt securities are characterized as sustainability-linked bonds, according to the principles promulgated by the Capital Markets Association.

#### **18.6.5. Sustainability-Linked Notes 2031 (“Notes 2031”)**

On November 19, 2020, the Company, through its wholly-owned subsidiary Suzano Austria GmbH (“Suzano Austria”), made an additional issue of debt securities under Senior Notes 2031, in the principal amount of US\$500,000 (equivalent to R\$2,666,484 on the transaction date) coupon of 3.750% p.a. (yield to maturity of 3.100% p.a.), to be paid semi-annually as of January 15, 2021 and with the principal amount due on January 15, 2031.

#### **18.7. Relevant transactions settled in the year**

##### **18.7.1. Export Prepayment Agreements (“EPP”)**

On February 14, 2020, Suzano, through its wholly-owned subsidiary Suzano Pulp and Paper Europe S.A., voluntarily prepaid the export prepayment agreement in the amount of U.S.\$755,864 (equivalent, on the transaction date, to R\$3,240,229), with quarterly interest payments of 1.15% p.a. plus quarterly LIBOR, which was scheduled to mature in February 2023.

On December 7, 2020, the Company, through its subsidiary Suzano Pulp and Paper Europe S.A., partially settled the export prepayment agreement in the total amount of US\$300,000 (equivalent on the transaction date to R\$1,355,362), with original maturity in December 2023 and quarterly interest rate of 1.15% p.a. plus quarterly LIBOR.

F-81

---

Suzano S.A.



**Explanatory notes to the consolidated financial statements  
Year ended December 31, 2020 and 2019**

---

##### **18.7.2. Make-whole Senior Notes (“Notes 2021”)**

On March 31, 2020, the Company through its wholly-owned subsidiary Suzano Trading Ltd., redeem all of the outstanding of Senior Notes 2021 in the total amount of US\$199,864 (equivalent, on the transaction date, to R\$1,039,032) considering redemption price of 104.287% plus interest proportional to the period.

##### **18.7.3. Agribusiness Receivables Certificates (“CRA”)**

On April 13, 2020, the Company disbursed the total amount of R\$612,779, from this amount R\$600,000 was related to the payment of principal and R\$12,779 of interest of the Agribusiness Receivables Certificate issued in April 2016, with interest of 98% of the CDI, this payment was made due to the normal maturity of the CRA.

On June 22, 2020, the single installment of the CRA principal of R\$880,155, issued in June 2016, with 97% interest on the CDI, matured. The company disbursed R\$895,655 as principal (R\$880,155) and interest (R\$15,500).

On November 14, 2020, the single installment of the CRA principal in the amount of R\$1,000,000, issued in November 2016, with interest of 96% of the CDI, matured. The Company disbursed the amount of R\$1,009,068, considering the last installment of interest on the operation.

##### **18.7.4. Revolving credit facility**

On August 13, 2020, in accordance with the announced to the market made on March 30, 2020, the Company announced the early return of the revolving credit facility in the amount of US\$ 500,000 (equivalent to R\$2,638,221 on the date of the transaction) hired on April



1, 2020, at LIBOR + 1.30% p.a., with an average term of 47 months and final maturity in February 2024. The settlement was on August 20, 2020 in the amount of R\$ 2,848,097 (principal and interest) and, once realized, these funds became fully available as a source of additional liquidity for the Company, if necessary.

#### 18.7.5. Notes Tender Offer (“Notes 2024, 2025 e 2026”)

The proceeds obtained from the issuance of Notes 2031, detailed in note 18.6.4., were used for the partial repurchase of Senior Notes issued by Fibria Overseas Finance Ltd and Suzano Austria GmbH, Suzano’s wholly-owned subsidiaries, as follows (i) partial settlement of US\$247,207 (equivalent to R\$1,303,473) at a price of 110.8% of the issue value plus the proportional interest of Senior Notes issued by Fibria Overseas currently in circulation with a coupon (interest) of 5.25% p.a. and maturity in May 2024 (“Notes 2024”); (ii) partial settlement of US\$260,348 (equivalent to R\$1,372,763) at the price of 106.6% of the issue value plus the proportional interest of Senior Notes issued by Fibria Overseas currently in circulation with a coupon (interest) of 4.00% p.a. and maturity in January 2025 (“Notes 2025”); and (iii) partial settlement of US\$183,419 (equivalent to R\$967,138 on the payment date) at a price of 115.2% of the issue value plus the proportional interest of Senior Notes issued by Suzano Austria, with a coupon (interest) of 5.75% p.a. and maturity in July 2026 (“Notes 2026”).

F-82

Suzano S.A.



#### Explanatory notes to the consolidated financial statements Year ended December 31, 2020 and 2019

In the execution of the partial repurchase, premium payments were made in the amounts of US\$26,698 (equivalent to R\$140,775 on the transaction date), US\$17,183 (equivalent to R\$90,602 on the transaction date) and US\$25,506 (equivalent to R\$134,488 on the transaction date) to the bondholders of Notes 2024, 2025 and 2026, respectively, recognized in the financial result.

In the partial repurchase of Notes 2026, the Company determined that there was no substantial change under of the existing bonds, therefore, this transaction was recorded as a modification of the financial liability. The amount of US\$2,374 (equivalent R\$ 12,518 on the transaction date) paid for the exchange will be amortized over the term of Notes 2031, in accordance with the requirements of IFRS 9.

The settlement of the process of repurchase occurred on September 15, 2020.

#### 18.7.6. Central West Development Fund (“FDCO”)

On December 28, 2020, the Company prepaid the financing credit agreement raised with the Midwest development Fund in the amount of R\$512,012, with original maturity in December 2027 and semiannual interest rate of 8.00% p.a.

#### 18.8. Guarantees

Some loan and financing agreements have guarantees clauses, in which the financed equipment or other property, plant and equipment are offered by the Company, as disclosed in Note 15.1.

The Company does not have contracts with restrictive financial clauses (financial covenants) to be complied with.

### 19. LEASE

#### 19.1. Right of use

The rollforward of year ended December 31, 2020 is set forth below:

	Lands and Farms	Machines and Equipment’s	Buildings	Ships and boats	Vehicles	Total
<b>Balance as of December 31, 2018</b>						

Initial adoption on January 1, 2019	1,762,943	143,685	41,570	1,408,640	1,012	3,357,850
Additions	260,982	1,529	39,794	612,022		914,327
Amortization <sup>(1)</sup>	(254,280)	(15,163)	(35,365)	(116,207)	(925)	(421,940)
<b>Balance as of December 31, 2019</b>	<b>1,769,645</b>	<b>130,051</b>	<b>45,999</b>	<b>1,904,455</b>	<b>87</b>	<b>3,850,237</b>
Additions	858,085	45,624	90,616	95,768	2,675	1,092,768
Amortization <sup>(1)</sup>	(265,091)	(18,078)	(43,903)	(122,904)	(313)	(450,289)
Write-offs <sup>(2)</sup>	(74,578)	(72,332)	(1,728)			(148,638)
<b>Balance as of December 31, 2020</b>	<b>2,288,061</b>	<b>85,265</b>	<b>90,984</b>	<b>1,877,319</b>	<b>2,449</b>	<b>4,344,078</b>

- 1) On December 31, 2020, the amount of R\$263,613 (R\$268,081 as of December 31, 2019) related to land was reclassified to biological assets to compose the formation cost.
- 2) Lands and Farms, write-off due to the incorporation of legal entities (note 1.1) and machines and equipment, write-off due to the cancellation of contracts.

F-83

Suzano S.A.



Explanatory notes to the consolidated financial statements  
Year ended December 31, 2020 and 2019

For the year ended December 31, 2020, the Company is not committed to lease agreements not yet in force.

## 19.2. Lease liabilities

The balance of lease payables for the year ended December 31, 2020, measured at present value and discounted by the respective discount rates are set forth below:

Nature of agreement	Average rate - % p.a. <sup>(1)</sup>	Maturity <sup>(2)</sup>	Present value of liabilities
Lands and farms	11.45	July 2048	2,361,538
Machines and Equipment's	10.62	July 2032	189,061
Buildings	9.80	December 2030	81,144
Ships and boats	11.39	February 2039	2,557,824
Vehicles	10.04	October 2023	2,193
			<b>5,191,760</b>

- 1) To determine the discount rates, quotes were obtained from financial institutions for agreements with characteristics and average terms similar to the lease agreements.
- 2) Refers to the original maturities of the agreements and, therefore, do not consider eventual renewal clause.

On March 12 and April 12, 2020, for a period of 10 months, two of the ships leased by the Company were made available for chartering from third parties. In the amount of US\$7,500 (equivalent, on the transaction date, to R\$35,841). In the year ended December 31, 2020, this transaction is effective. Additionally, the Company is evaluating the renewal of this transaction under the same conditions as before, only replacing the ships, due to the need for planned operational maintenance.

The rollforward in the balances in the years ended December 31, 2020 and 2019 are as follows:

Balance as of December 31, 2018	
Initial adoption on January 1, 2019	3,428,897
Additions	914,327

Payments	(646,487)
Accrual of financial charges	275,404
Exchange rate variation	11,929
<b>Balance as of December 31, 2019</b>	<b>3,984,070</b>
<b>Additions</b>	<b>1,092,768</b>
<b>Write-offs</b>	<b>(148,638)</b>
<b>Payments</b>	<b>(824,245)</b>
<b>Accrual of financial charges <sup>(1)</sup></b>	<b>486,286</b>
<b>Exchange rate variation</b>	<b>601,519</b>
<b>Balance as of December 31, 2020</b>	<b>5,191,760</b>
<b>Current</b>	<b>620,177</b>
<b>Non-current</b>	<b>4,571,583</b>

1) On December 31, 2020, the amount of R\$88,540 related to interest expenses on leased lands was capitalized to biological assets to compose the formation cost (R\$50,795 as of December 31, 2019).

The maturity schedule of future payment not discounted to present value related to lease liabilities is disclosed in Note 4.2.

F-84

Suzano S.A.

Explanatory notes to the consolidated financial statements  
Year ended December 31, 2020 and 2019



### 19.2.1. Amounts recognized in the statement of income for the year

In the year ended December 31, 2020, and 2019 are set for the below:

	December 31, 2020	December 31, 2019
Expenses relating to short-term assets	7,365	37,007
Expenses relating to low-value assets	12,182	14,349
	<u>19,547</u>	<u>51,356</u>

## 20. PROVISION FOR JUDICIAL LIABILITIES

The Company is involved in certain legal proceedings arising from the normal course of business, which include tax, labor, civil and environment risks.

The Company classifies the risk of unfavorable decisions in the legal proceedings, based on legal advice, which reflect the estimated probable losses. Contingencies classified as possible loss are disclosed based on reasonably estimated amounts.

The Company's management believes that, based on the elements existing at the base date of these unaudited condensed consolidated interim financial information, its provision for tax, civil, environment and labor risks, accounted for according to IAS 37 is sufficient to cover estimated losses related to its legal proceedings, as set forth below:

### 20.1. Rollforward of provisions for probable losses, net of judicial deposits

Nature of provisions	December 31, 2020		
	Judicial deposits	Provision	Provision, net
Taxes and social security	(135,641)	2,984,230	2,848,589

Labor	(57,780)	217,180	159,400
Civil and environment	(3,495)	251,461	247,966
	<u>(196,916)</u>	<u>3,452,871</u>	<u>3,255,955</u>

Nature of provisions	December 31, 2019		
	Judicial deposits	Provision	Provision, net
Taxes and social security	(124,133)	3,176,503	3,052,370
Labor	(50,464)	227,139	176,675
Civil and environment	273	283,159	283,432
	<u>(174,324)</u>	<u>3,686,801</u>	<u>3,512,477</u>

#### 20.1.1. Changes in the provision according to the nature of the proceedings for probable losses

	December 31, 2020				
	Tax and social security	Labor	Civil and environment	Contingent liabilities (1) (2)	Total
<b>Beginning balance</b>	<b>492,413</b>	<b>227,139</b>	<b>64,897</b>	<b>2,902,352</b>	<b>3,686,801</b>
Payments	(23,162)	(43,783)	(14,618)		(81,563)
Write-off	(23,106)	(52,333)	(25,223)	(193,099)	(293,761)
Additions	20,560	64,053	17,337		101,950
Monetary adjustment	9,365	22,104	7,975		39,444
<b>Ending balance</b>	<b>476,070</b>	<b>217,180</b>	<b>50,368</b>	<b>2,709,253</b>	<b>3,452,871</b>

Amounts arising from lawsuits with probability of loss possible and remote, of tax nature in the amount of R\$2,508,162 and civil in

- 1) the amount of R\$201,091, measured and recorded at the estimated fair value resulting from the business combination with Fibria, in accordance with paragraph 23 of IFRS 3 – Business Combination.
- 2) Reversal due to a change in prognosis and/or settlement.

F-85

Suzano S.A.

Explanatory notes to the consolidated financial statements  
Year ended December 31, 2020 and 2019



	December 31, 2019				
	Tax and social security	Labor	Civil and environment	Contingent liabilities (1)	Total
<b>Beginning balance</b>	<b>296,869</b>	<b>50,869</b>	<b>3,532</b>		<b>351,270</b>
Business combination	139,462	185,157	64,974		389,593
Payments	(34)	(34,794)	(5,532)		(40,360)
Write-off	(3,875)	(55,730)	(13,434)		(73,039)
Additions	46,603	50,521	10,100	2,902,352	3,009,576
Monetary adjustment	13,388	31,116	5,257		49,761
<b>Ending balance</b>	<b>492,413</b>	<b>227,139</b>	<b>64,897</b>	<b>2,902,352</b>	<b>3,686,801</b>

- 1) Amounts arising from lawsuits with probability of loss possible and remote, measured and recorded at the estimated fair value resulting from the business combination with Fibria, in accordance with paragraph 23 of IFRS 3 – Business Combination.

### 20.1.2. Tax and social security

For the year ended December 31, 2020, the Company was a defendant in 51 (fifty-one) administrative proceedings as well as tax lawsuits in which the disputed matters related, CSLL, IRRF, PIS, COFINS, Social Security Contribution, ICMS, among others whose amounts are provisioned for when the likelihood of loss is deemed probable by the Company’s external legal counsel and the Management.

### 20.1.3. Labor

For the year ended December 31, 2020, the Company was a defendant in 1,010 (one thousand and ten) labor lawsuits.

In general, labor lawsuits are related primarily to matters frequently contested by employees in agribusiness companies, such as certain wages and/or severance payments, in addition to suits filed by outsourced employees of the Company.

### 20.1.4. Civil and environment

For the year ended December, 2020, the Company is a defendant in approximately in 58 (fifty eight) civil and environmental lawsuits.

Civil proceedings are related primarily to payment of damages, such as those resulting from contractual obligations, traffic-related injuries, possessory actions, environmental restoration obligations, claims and others.

### 20.2. Provisions for possible losses

The Company is involved in tax, civil and labor lawsuits, for which losses have been assessed as possible by management with the support from legal counsel and therefore no provision was recorded:

	December 31, 2020	December 31, 2019
Taxes <sup>(1)</sup>	7,145,147	7,504,398
Labor	263,971	279,934
Civil and environment <sup>(1)</sup>	3,068,884	2,995,576
	<u>10,478,002</u>	<u>10,779,908</u>

- The amounts above does not include the fair value adjustment allocated to probable contingencies of R\$2,677,970, which were
- 1) recorded at fair value resulting from business combinations with Fibria, in accordance with paragraph 23 of IFRS 3 – Business Combination, as presented in note 20.1.1. above.

Suzano S.A.

**Explanatory notes to the consolidated financial statements**  
**Year ended December 31, 2020 and 2019**



### 20.2.1. Tax and social securities

The Company is a defendant in 782 (seven hundred eighty two ) tax proceedings whose likelihood of loss is considered possible, in the total amount of R\$7,145,147 for which there is no provision was recorded.

The other tax and social security lawsuits refer to various taxes, such as IRPJ, CSLL, PIS, COFINS, ICMS, ISS, Withholding Income Tax (“IRRF”), PIS and COFINS, mainly due to differences in interpretation of applicable tax rules and information provided in accessory obligations.

The most relevant tax cases are set forth below:

- (i) Income tax assessment - IRPJ/CSLL - Swap of industrial and forestry assets: in December 2012, the Company received a tax assessment for the collection of income tax and social contribution, alleging unpaid tax on a capital gain in February 2007, closing of the transaction, when the Company executed an agreement with International Paper for the swap of industrial and forestry assets.

On January 19, 2016, the Tax Federal Administrative Court (“CARF - Conselho Administrativo de Recursos Fiscais”) rejected as per the casting vote of CARF’s President, the appeal filed by the Company in the administrative process. The Company was notified of the decision on May 25, 2016 and due to the impossibility of new appeal and the consequent closure of the case at the administrative level, decided to continue the discussion with the Judiciary. The Company presented judicial guarantee, which was accepted, and is now awaiting the judgement of the case. We maintain our position to not constitute provisions for contingencies, based on the Company’s and its external legal advisors’ opinion that the probability of loss on this case is possible. The documents have been concluded for judgment since November 25, 2017. In the year ended December 31, 2020 the amount is R\$2,296,032 (R\$2,251,462 as of December 31, 2019).

- (ii) Income tax assessment - IRPJ/CSLL - disallowance of depreciation, amortization and depletion expenses – 2010: in December 2015, we received a tax assessment requiring the payment of IRPJ and CSLL, questioning the deductibility of depreciation, amortization and depletion expenses of 2010 included by us in the calculation of income tax expense. We present administrative appeal on the legal period, judged partially valid. The decision was object of voluntary recourse, presented by us in November 2017. On October 16, 2018, the judgement was converted into a diligence, through resolution n. 1402-000723. Currently, the resolution is expected to be formalized. In the year ended December 31, 2020 the amount is R\$712,531 (R\$695,679 as of December 31, 2019).

F-87

Suzano S.A.

**Explanatory notes to the consolidated financial statements**  
**Year ended December 31, 2020 and 2019**



- (iii) IRPJ/CSLL - partial approval: the Company requested approval to offset 1997 tax losses with amounts owed to the tax authorities. The authorities approved in March 2009, only R\$83,000, which generated a difference of R\$51,000. The Company is still awaiting the conclusion of the analysis of the credits discussed at the administrative level following a favorable decision of CARF in August 2019, which granted the Voluntary Appeal filed by the Company. For the remaining credit, the Company has appealed the rejection of the tax credits and obtained a partially favorable decision and the final decision is under discussion in the judicial level. Shortly after, an appeal was filed, which was judged in session, it was determined the conversion of the done in diligence. On November 6, 2018, a decision was filed reinforcing the tax authorities’ conclusion at the first approval and our arguments. In the year ended December 31, 2020 the amount is R\$104,873 (R\$254,081 as of December 31, 2019).

- (iv) Tax incentive - Agency for the Development of Northeastern Brazil (“ADENE”): in 2002 the Company was granted its request by the Brazilian Federal Revenue Service (“Receita Federal do Brasil”) to benefit from reductions in corporate income tax and non-refundable surcharges calculated on operating profits (as defined) for Aracruz facilities A and B (period from 2003 to 2013) and plant C (period from 2003 to 2012), when the qualification reports for the tax reductions are approved by SUDENE.

In 2004, the Company was served an Official Notice by the liquidator of the former Superintendence for the Development of the Northeast (“SUDENE”), who reported that, the right to use the benefit previously granted is unfounded and would be cancelled. In 2005, the Brazilian Federal Revenue Service served the Company an assessment notice requiring the payment of the amounts of the tax incentive used, plus interest. After administrative discussion, the assessment notice was partially upheld and recognized the Company’s right to the tax incentive through 2003.

The Company’s Management, supported by its legal counsel, believes that the decision to cancel the tax benefits is erroneous and should not prevail, either with respect to benefits already used, or with respect to benefits not used until the

corresponding final periods. In the year ended December 31, 2020 the amount is R\$127,391 (R\$125,191 as of December 31, 2019).

- (v) PIS/COFINS – Goods and services – 2009 to 2011: in December 2013, the Company was assessed by the Brazilian Federal Revenue Service demanding the collection of PIS and COFINS credits disallowed because they are not allegedly linked to its operating activities. In the first instance, the objection filed by the Company was dismissed. After the Voluntary Appeal was filed, it was partially provided in April 2016. From this decision, the National Treasury filed a Special Appeal to the Superior Chamber and the Company filed a Statement of Appeal, which are still pending judgment. The updated amount involved up to December 31, 2020 is R\$166,355 (R\$162,750 as of December 31, 2019).

- (vi) Offsetting - IRRF - period 2000: the Company filed a lawsuit for offsetting IRRF credits measured in the year ended December 31, 2000 with debts owed to the Brazilian Federal Revenue Service. In April 2008, the Brazilian Federal Revenue Service partially recognized the credit in favor of the Company. From this decision, the Company filed a Voluntary Appeal with CARF, which is pending judgment. In the year ended December 31, 2020 the amount is R\$109,903 (R\$108,320 as of December 31, 2019).

F-88

Suzano S.A.

**Explanatory notes to the consolidated financial statements  
Year ended December 31, 2020 and 2019**



- (vii) Tax assessment - Corporate Income Tax and Social Contribution: on October 5, 2020, the Company was notified about the tax assessment issued by the Brazilian Internal Revenue Service claiming the payment of Corporate Income Tax and Social Contribution, in the total amount of R\$454,898, resulting from the remeasurement of profit of its wholly-owned subsidiary Suzano Trading Ltd in the years ended December 31, 2014, 2015 and 2016. Besides the Company, Statutory Executive Officers' ("Officers") from Suzano Trading were also included as co-responsible. The legal counsel considered the risk of loss as possible in regards to the Company and, in reference to the Officers, also possible but with more chances of winning (possible to remote).

- (viii) Tax assessment - taxation on a universal basis - year 2015: on November 3, 2020, the Company received a tax assessment for the collection of income tax and social contribution, alleging unpaid tax on calendar year 2015, due to the lack of addition, in determining taxable income and the social contribution calculation basis, of profits earned by subsidiaries abroad. The legal advisors hired by the Company classify the prognosis as a possible loss. Currently, the defense presented at the administrative level is awaiting judgment. In the year ended December 31, 2020 the amount is R\$145,026.

**20.2.2. Labor**

On December 31, 2020, the Company was a defendant in 1,653 (one thousand, six hundred and fifty-three) labor lawsuits, totaling R\$263,971.

The Company also has several lawsuits in which employees' unions in the states of Bahia, Espírito Santo, Maranhão, São Paulo and Mato Grosso do Sul are included.

**20.2.3. Civil and environmental**

On December 31, 2020, the Company is a defendant in approximately 324 (three hundred and twenty-four) civil and environmental lawsuits, totaled the amount of R\$3,068,884. Most of these civil lawsuits refers to claims for compensation by former employees or third parties for alleged occupational illnesses and workers' compensation, collection lawsuits and bankruptcy situations, reimbursement of funds claimed from delinquent landowners and possessory actions filed in order to protect the Company's equity. The Company has insurance for public liability that covers, within the limits set in the policy, unfavorable sentences in the civil courts for claims for compensation of losses.

Regarding civil matters, we are involved in 2 (two) Public Civil Claims ("*Ação Civil Pública*") filed by the Federal Public Prosecution Office requesting (i) a preliminary injunction to prohibit Company's trucks from transporting wood in federal highways above legal



weight restrictions (ii) an increase in the fine for cases of overweight and (iii) compensation for damages to property allegedly caused to federal highways, the environment and the economic order, and compensation for moral damages. One of the Claims was ruled against the Company. Suzano presented an appeal to the Court of Appeals, requesting an interim relief to stay the effects of such ruling until a final decision is reached. We are currently waiting for the ruling on the interim relief by the 1st Regional Federal Court Appeals.

F-89

---

Suzano S.A.

**Explanatory notes to the consolidated financial statements**  
**Year ended December 31, 2020 and 2019**



The Company is still defendant in a 2 (two) Public Civil Claim filed by the Federal Prosecutor's Office regarding real properties acquired by Company in the northern region of the state of Espírito Santo. In the 1st, the Federal Prosecutor requested (i) the nullity of the deeds (ii) compensation for moral damages and (iii) suspension of financing for Company's operations in the municipalities of São Mateus and Conceição da Barra, both located in the state of Espírito Santo. A preliminary injunction was granted, which blocked around 6,000 hectares of Company's land in such municipalities and suspended any financing for Suzano by BNDES for either production or planting of eucalyptus pulp on the properties relating to the Public Civil Claim. In the 2nd, the Federal Prosecutor's Office, requesting the nullity of the deeds of some other properties acquired in the northern of the state of Espírito Santo. A preliminary injunction was granted blocking around 5,601 hectares of Company's lands in the same municipalities of São Mateus and Conceição da Barra. Suzano presented its judicial defense and an appeal against such injunction, which is still pending decision. Both cases are pending ruling by the Federal District Court of São Mateus and remain in pre-trial phase. The Company believes that are good grounds for our defense since the acquisition of the lands discussed in both Public Civil Claims was made in accordance with applicable laws and practices applicable at the time of purchase.

Regarding environmental matters, we are involved in 3 (three) relevant Public Civil Claims filed by the Federal Public Prosecution Office in the northeast region of Brazil challenging the State's environmental agency's jurisdiction to grant environmental licenses. The Federal Public Prosecution Office alleges that the environmental licensing proceedings related to the forest formation and installation of our industrial plant in the state of Maranhão should be carried out by the Brazilian Federal Environmental Agency ("Agência Federal do Meio Ambiente - IBAMA"). The risks involved in such cases are delays in our plantation schedule and the suspension of the Maranhão unit activities until new permit is issued. Although an injunction was granted on one of this claims suspending the forest formation in a certain region of the State of Maranhão, we believe there are good grounds for our defense, since IBAMA does not acknowledge having jurisdiction to perform the licensing proceedings and there is no clear legal ground to sustain such jurisdiction. Superior court's is still to rule on an appeal against the injunction granted against Suzano and the other claims are still pending a decision by the trial judge.

In addition, we are involved in a dispute related to possible environmental damage in Cubatão city located in the State of São Paulo), allegedly caused by Companhia Santista, a company that was acquired by Ripasa, which in turn was acquired by Suzano in 2008. This lawsuit is ongoing for over 30 (thirty) years and involves more than 20 (twenty) other companies. The lawsuit seeks reparation for the environmental damage allegedly caused in area under environmental protection of Serra do Mar's State Park by several companies that maintained activities in the industrial district of Cubatão until the 1990s. On September 2017, the lawsuit was ruled in favor of the plaintiff, sentencing the defendant companies to recover the damages allegedly caused or, should the environment be already recovered, to pay a compensation of equal value of the cost of the recovery. This compensation is to be allocated to expand Serra do Mar's State Park. The ruling, however, did not determined the amount that should be paid as compensation, leaving the definition of this value to a latter procedural stage. This ruling was contested by the companies on an appeal and a decision by the State Supreme Court is still pending.

F-90

---

Suzano S.A.

**Explanatory notes to the consolidated financial statements**  
**Year ended December 31, 2020 and 2019**



**20.3. Contingent assets**



### **20.3.1. Exclusion of VAT (ICMS) from PIS and COFINS tax base**

The Company and its wholly-owned subsidiaries have filed lawsuits to discuss their rights to exclude ICMS from the PIS and COFINS tax basis, comprising periods since March 1992 and comprising, eventual amendments in the regulation after the issuance of Law nº 12,973/2014.

Regarding this matter, the Federal Supreme Court (“STF”) ruled on March 15, 2017, at first without the possibility of reversing the understanding on the merits, that the ICMS does not part of the calculation basis of relating contributions. The Federal Government filed an amendment of judgment in October 2017 aiming, among other requests, to modulate the effects of related decision based on the judgment of said amendment of judgment, which are still pending judgment.

Based on the decision of the Supreme Court and the legal opinions of its legal advisors, the Company understands that a change in the outcome of the Supreme Court judgment is unlikely. Accordingly, the ICMS was excluded from the calculation basis of such contributions as from August 2018, based on a favorable decision rendered by the Company, still pending final judgment.

## **21. EMPLOYEE BENEFIT PLANS**

The Company offers supplementary pension plan and defined benefit plan, such as medical assistance and life insurance, as set forth below:

### **21.1. Pension plan**

The Company has two current supplementary retirement plans, as disclosed below.

#### **21.1.1. Pension plan – Suzano Prev**

In 2005, the Company established the Suzano Prev pension plan managed by BrasilPrev, an open private pension entity, which serves employees of Suzano Group Companies, in the defined contribution plan.

Under the terms of the benefit plan agreement, for employees who have a salary above 10 URS’s, in addition to the 0.5% contribution, the contributions of the company follow the employees’ contributions and affect on the portion of the salary that exceeds the 10 URS’s, which can vary from 1% to 6% of the nominal salary. This plan is called Basic Contribution1.

The Company’s contributions to the employee are 0.5% of the nominal salary that does not exceed 10 Suzano reference units (“URS”), even though there is no contribution from the employee. This plan is called Basic Contribution 2.

From August 2020, for employees who have a salary lower than 10 URS’s, they will be able to invest 0.5 or 1.0% of the nominal salary and the Company will monitor the employee’s contributions. The employee can choose to invest up to 12% of the salary in the Suzano Prev pension plan, and the excess of Basic Contribution 1 or 2 may be invested in the supplementary contribution, where there is no counterpart from the Company and the employee must consider the two contributions to limit 12% of the salary.

Contributions made by the Company for the year ended December 31, 2020 totaled R\$9,388 (R\$5,993 as of December 31, 2019) recognized in under employee benefits.

---

Suzano S.A.

**Explanatory notes to the consolidated financial statements  
Year ended December 31, 2020 and 2019**



#### **21.1.2. Pension plan – FUNSEJEM**

Entities from the business combination with Fibria, managed by a private pension entity, which provide post-employment benefits to employees, under defined contribution plans. In this type of plan participants and sponsor contribute to the formation of an individual

savings. In 2000, the Company became a sponsor of the Senador José Ermírio de Moraes Foundation (FUNSEJEM), a not-for-profit pension fund for the employees of the Votorantim Group. Under the fund's regulations, employees' contributions to FUNSEJEM, which may range from 0.5% to 6% of nominal salary.

Contributions made by the Company, for Senador José Ermírio de Moraes Foundation ("FUNSEJEM") pension plan, for the year ended December 31, 2020 amounted to R\$5,071 (R\$9,920 as of December 31, 2019), recognized under cost of sales, selling and general and administrative expenses.

In July 2020, the Company terminated its relationship with FUNSEJEM. On the occasion that the amounts contributed by employees are released by FUNSEJEM, employees will choose for portability to the Suzano Prev pension plan, to the private pension plan or request the total redemption of the constituted balance. This action is still due to the harmonization of practices arising from the business combination with Fibria.

## 21.2. Defined benefits plan

The Company offers the following post-employment in addition to the pension plans, which are measured by actuarial calculation and recognized in the financial statement.

### 21.2.1. Medical assistance

The Company guarantees health care program cost coverage for a group of former employees who retired until 1998 and until 2003 at the Suzano, São Paulo administrative office and Limeira and until 2007 at the Jacareí unit, as well as their spouses for life and dependents while they are underage.

For other group of former employees, who exceptionally, according to the Company's criteria and resolution or according with rights related to the compliance with pertinent legislation, the Company ensures the healthcare program.

Main actuarial risks related are (i) lower interest rates (ii) longer than expected mortality tables, (iii) higher than expected turnover and (iv) higher than expected medical costs growth.

### 21.2.2. Life insurance

The Company offers the life insurance benefit to the group of former employees who retired until 2005 at Suzano and São Paulo administrative office and did not choose for the supplementary retirement plan.

Main actuarial risks related are (i) lower interest rates and (ii) higher than expected mortality.

### 21.2.3. Rollforward of actuarial liability

The rollforward of actuarial liability prepared based on actuarial report, are set forth below:

<b>Balance at December 31, 2018</b>	<b>430,427</b>
Business combination	147,877
Interest on employee benefits	44,496
Actuarial loss	147,640
Benefits paid in the year	(34,261)
<b>Balance on December 31, 2019</b>	<b>736,179</b>
Interest on employee benefits	53,092
Actuarial loss/gain	33,843
Employee contribution	(88)
Exchange rate variation	487
Benefits paid in the year	(38,468)
<b>Balance on December 31, 2020</b>	<b>785,045</b>

**Explanatory notes to the consolidated financial statements**  
**Year ended December 31, 2020 and 2019**
**21.2.4. Economic actuarial assumptions and biometric data**

The main economic actuarial assumptions and biometric data used in the actuarial calculations are set forth below:

	December 31, 2020	December 31, 2019
<b>Economic</b>		
Discount rate – medical assistance and life insurance	4.39% p.a.	3.56% p.a.
Medical cost growth rate	3.25% p.a.	3.25% p.a.
Nominal inflation	3.25% p.a.	3.50% p.a.
Aging factor	0 to 24 years: 1.50% p.a. 25 to 54 years: 2.50% p.a. 55 to 79 years: 4.50% p.a. Above 80 years: 2.50% p.a.	0 to 24 years: 1.50% p.a. 25 to 54 years: 2.50% p.a. 55 to 79 years: 4.50% p.a. Above 80 years: 2.50% p.a.
<b>Biometric</b>		
Table of general mortality	AT-2000	AT-2000
Table of mortality of disable persons	IAPB 57	IAPB 57
Table of entry of disable	Mercer Disability	Mercer Disability
Turnover	1.00% p.a.	1.00% p.a.
<b>Other</b>		
Retirement age	65 years	65 years
Family composition	90% married	90% married
Permanency in the plan	Men 4 years + old	Men 4 years + old
	100%	100%

**21.2.5. Sensitivity analysis**

The Company made the sensitivity analysis regarding the relevant assumptions of the plans on December 31, 2020, as set forth below:

Relevant assumptions	Changes in premise	Increase in present value, net	Decrease in present value, net
Discount rate	0.50%	Decrease of R\$729,203	Increase of R\$824,894
Medical costs growth rate	1.00%	Increase of R\$876,554	Decrease of 689,324

**21.2.6. Forecast and average duration of payments of obligations**

The following amounts represent the expected benefit payments for future years (10 years), from the obligation of benefits granted and the average duration of the plan obligations:

Payments	Medical assistance and life insurance
2021	35,658
2022	38,228
2023	40,886
2024	43,640
2025	46,409
2026 on onwards	274,822

Suzano S.A.



**Explanatory notes to the consolidated financial statements**  
**Year ended December 31, 2020 and 2019**

## 22. SHARE-BASED COMPENSATION PLAN

For year ended December 31, 2020, the Company had 3 (three) share-based, long-term compensation plans, (i) Phantom stock option plan (“PS”) and (ii) Share Appreciation Rights (“SAR”), both settled in local currency and (iii) common stock options, settled in shares.

### 22.1. Long term compensation plans (“PS and SAR”)

Certain executives and key members of the Management have a long-term compensation plan linked to the share price with payment in cash.

Throughout 2020, the Company granted the SAR and PLUS (Share Appreciation Rights) (“SAR”) plans of phantom stock options. In this plan, the beneficiaries should invest 5% of the total amount corresponding to the number of options of phantom shares at the grant date and 20% after 3 (three) years to acquire the option. The Company also granted long-term incentive plans to its key members as part of its retention policy. In this program, the beneficiary does not make any investment.

The vesting period of options may vary from 3 (three) to 5 (five) years, as of the grant date, in accordance with the characteristics of each plan.

The price of the share is calculated based on the average share quote of the 90 previous trading sessions starting from the closing quote on the last business day of the month prior to the month of the grant. The installments of these programs will be adjusted by the variation in the price of the SUZB3 at B3, between the granting and the payment period. On dates when the SUZB3 shares is not traded, the quote of the previous trading session will be considered.

The phantom share options will only be due if the beneficiary is an employee of the Company on the payment date. In case of termination of the employment by initiative of the Company or by initiative of the beneficiary, before the vesting period is completed, the executive will not be entitled to receive all benefits, unless otherwise established in the agreements.

The rollforward is set forth below:

	<u>December 31,</u> <u>2020</u>	<u>December 31,</u> <u>2019</u>	<u>December 31,</u> <u>2018</u>
	<u>Number of shares</u>		
<b>Beginning balance</b>	<b>5,996,437</b>	5,045,357	5,055,519
Granted during of the year	<b>1,770,384</b>	2,413,038	1,415,476
Exercised <sup>(1)</sup>	<b>(1,789,413)</b>	(827,065)	(751,859)
Exercised due to resignation <sup>(1)</sup>	<b>(21,253)</b>	(106,983)	(153,601)
Abandoned / prescribed due to resignation	<b>(183,799)</b>	(527,910)	(520,178)
<b>Ending balance</b>	<b><u>5,772,356</u></b>	<u>5,996,437</u>	<u>5,045,357</u>

The average price for share options exercised and exercised due to termination of employment, for the year ended December 31, 1) 2020 was R\$43.14 (forty-three Brazilian Reais and fourteen cents) (R\$31.75 (thirty-one Brazilian Reais and seventy-five cents) as of December 31, 2019).

**Explanatory notes to the consolidated financial statements**  
**Year ended December 31, 2020 and 2019**

On December 31, 2020, the consolidated outstanding phantom shares option plans are as set forth below:

Plan	Grant date	Exercise date	December 31, 2020	
			Fair value on grant date <sup>(1)</sup>	Quantity of outstanding options granted
SAR 2016	April 1, 2016	April 1, 2021	R\$15.96	6,972
PLUS 2016	April 1, 2016	April 1, 2021	R\$15.96	4,177
SAR 2017	April 3, 2017	April 3, 2022	R\$13.30	121,555
PLUS 2017	April 3, 2017	April 3, 2022	R\$13.30	25,061
ILP 2017 - 48	April 3, 2017	April 3, 2021	R\$13.30	304,512
ILP 2017 - 60	April 3, 2017	April 3, 2022	R\$13.30	304,512
Deferral 2017	March 1, 2018	March 1, 2021	R\$19.88	162,887
Deferral 2017	March 1, 2018	March 1, 2022	R\$19.88	162,887
SAR 2018	April 2, 2018	April 2, 2023	R\$21.45	677,627
PLUS 2018	April 2, 2018	April 2, 2023	R\$21.45	74,592
ILP 2019 - 24	March 1, 2019	March 1, 2024	R\$41.10	520,000
ILP 2019 - 36	March 1, 2019	March 1, 2024	R\$41.10	520,000
Deferral 2018	March 1, 2019	March 1, 2022	R\$41.10	88,632
Deferral 2018	March 1, 2019	March 1, 2023	R\$41.10	88,632
ILP 2019 - 36 H	March 25, 2019	March 25, 2024	R\$42.19	7,500
ILP 2019 - 48 H	March 25, 2019	March 25, 2024	R\$42.19	7,500
ILP 2019 - 24 Apr	01/ April, 2019	01/ April, 2024	R\$42.81	20,000
ILP 2019 - 36 Apr	01/ April, 2019	01/ April, 2024	R\$42.81	20,000
SAR 2019	01/ April, 2019	01/ April, 2024	R\$42.81	747,848
PLUS 2019	01/ April, 2019	01/ April, 2024	R\$42.81	15,572
ILP - Retention 2019 - 24	October 1, 2019	October 1, 2021	R\$31.86	93,518
ILP 2019 - 24 Oct	October 1, 2019	October 1, 2021	R\$31.75	7,800
ILP 2019 - 36 Oct	October 1, 2019	October 1, 2022	R\$31.75	19,500
ILP 2019 - 48 Oct	October 1, 2019	October 1, 2023	R\$31.75	11,700
ILP 2020 - 36 Apr	April 1, 2020	April 1, 2023	R\$38.50	43,705
ILP 2020 - 12 Apr	April 1, 2020	April 1, 2021	R\$38.50	25,500
ILP 2020 - 24 Apr	April 1, 2020	April 1, 2022	R\$38.50	21,250
SAR 2020	April 1, 2020	April 1, 2025	R\$38.50	729,421
ILP 2020 - 36 Apr	April 1, 2020	April 1, 2023	R\$38.50	38,961
ILP 2020 - 12 Jul	July 1, 2020	July 1, 2021	R\$37.74	1,060
ILP 2020- 48 Condition A	May 1, 2020	April 30, 2024	R\$38.34	595,000
ILP 2020- 48 Condition B	May 1, 2020	April 30, 2024	R\$38.34	127,500
ILP 2020- 48 Condition C	May 1, 2020	April 30, 2024	R\$38.34	127,500
ILP - Retention 2020 - 36 Oct 1	October 1, 2020	October 1, 2023	R\$38.79	36,650
ILP - Retention 2020 - 36 Oct 2	October 1, 2020	October 1, 2023	R\$43.14	5,871
ILP Hiring/Retention Bonus 2020 - 36 Oct	October 1, 2020	October 1, 2023	R\$43.14	6,954
				<b>5,772,356</b>

<sup>(1)</sup> Amounts expressed in Reais.

## 22.2. Common stock option plan

Additionally, in 2020 the Company established a Restricted Shares plan based on the Company's performance (Program 6). The Plan associates the quantity of Restricted Shares granted to the Company's performance in relation to the operating cash generation target. The

quantity of the restricted stock granted is defined in financial terms and is subsequently converted into shares based on the last 60 (sixty) stock exchange trading days on December 31, 2020 of SUZB3 at B3.

After measurement of operating cash generation 2020, the Restricted Shares will be granted immediately, as they not have to comply to the vesting period. However, the beneficiaries of the grant must comply to the lockup period of thirty-six (36) months during which they will not be able to market the shares.

In the event that the beneficiaries leave the Company before the end of the fiscal year for the measurement of operating cash generation, they will lose the right to the grant of Restricted Share.

F-95

Suzano S.A.

Explanatory notes to the consolidated financial statements  
Year ended December 31, 2020 and 2019



The position is set forth below:

Program	Date of grant	Deadline for	Price on	Shares	Restricted
		the			
		options to		Granted	transfer of
		become			shares
		exercisable			
Program 4	01/02/2018	01/02/2019	R\$39.10	130,435	01/02/2022

### 22.3. Measurement assumptions

In the case of the phantom shares plan, since the settlement is in cash, the fair value of options is remeasured at the end of each period based on the Monte Carlo Method (“MMC”), which is multiplied by the Total Shareholder Return (“TSR”) in the period (which varies between 75% and 125%, depending on the performance of SUZB3 in relation to its peers in Brazil).

The fair value of the plan of common shares of Program 6, was estimated based on the binomial probability model, which considers the dividends distribution rate and the following assumptions:

- (i) the expectation of volatility was calculated for each exercise date, considering the remaining time to complete the vesting year, as well as the historical volatility of returns, using the GARCH model for calculating volatility;
- (ii) the expectation of average life of phantom stocks and stock options was defined by the remaining term until the limit exercise date;
- (iii) the expectation of dividends was defined based on historical earnings per share of the Suzano;
- (iv) risk-free weighted average interest rate used was the Brazilian Reais yield curve (DI expectation) observed on the open market, which is the best comparison basis with the Brazilian market risk-free interest rates. The rate used for each exercise date changes according to the vesting year.

The amounts corresponding to the services received and recognized are set forth below:

	Liabilities and equity		Income statement		
	December 31, 2020	December 31, 2019	December 31, 2020	December 31, 2019	December 31, 2018
<b>Non-current liabilities</b>					
Provision for phantom stock plan	195,135	136,505	(151,985)	(46,389)	(126,439)
<b>Shareholders' equity</b>					

Stock option granted	10,612	5,979	(4,632)	(879)	(5,170)
<b>Total general and administrative expenses from share-based transactions</b>			<b>(156,617)</b>	<b>(47,268)</b>	<b>(131,609)</b>

F-96

Suzano S.A.

Explanatory notes to the consolidated financial statements  
Year ended December 31, 2020 and 2019



## 23. LIABILITIES FOR ASSETS ACQUISITIONS AND SUBSIDIARIES

	December 31, 2020	December 31, 2019
<b>Lands and forests acquisition</b>		
Real estate receivables certificates <sup>(1)</sup>	37,104	78,345
	<b>37,104</b>	<b>78,345</b>
<b>Business combination</b>		
Facepa <sup>(2)</sup>	41,721	42,533
Vale Florestar Fundo de Investimento em Participações (“VFFIP”) <sup>(3)</sup>	423,403	420,737
	<b>465,124</b>	<b>463,270</b>
	<b>502,228</b>	<b>541,615</b>
<b>Current</b>	<b>101,515</b>	94,414
<b>Non-current</b>	<b>400,713</b>	447,201

1) Refers to obligations with the acquisition of land, farms, reforestation and houses built in Maranhão, updated by IPCA.

2) Acquired in March 2018, for the amount of R\$307,876, upon payment of R\$267,876 and the remaining updated at IPCA, adjusted by possible losses incurred up to the payment date, with maturities in March 2023 and March 2028.

3) On August 2014, the Company acquired the Vale Florestar S.A. through VFFIP, for the total amount of R\$528,941 with a upon payment of R\$44,998 and remaining with maturity to August 2029. The monthly settlements are subject to interest and updated by the variation of the U.S. Dollar exchange rate and partially updated by the IPCA.

## 24. LONG-TERM COMMITMENTS

The Company entered into long-term take-or-pay agreements with chemicals, electricity transportation and natural gas suppliers. These agreements contain termination and supply interruption clauses in the event of default of certain essential obligations. Generally, the Company purchases the minimum agreed under the agreements, hence there is no liability recorded at December 31, 2019. The total contractual obligations assumed at December 31, 2020 equivalent to R\$12,429,229 per year (R\$7,335,609 at December 31, 2019).

## 25. SHAREHOLDERS' EQUITY

### 25.1. Share capital

On December 31, 2020, the Suzano's share capital is R\$9,269,281 divided into 1,361,263,584 common shares, all nominative, book-entry shares without par value. The share capital is net of the public offering expenses of R\$33,735. The breakdown of the share capital is set forth below:

Shareholder	Ordinary	
	Quantity	(%)
<b>Controlling Shareholders</b>		



Suzano Holding S.A.	367,612,329	27.01
Controller	194,809,797	14.31
Managements	34,400,167	2.53
Alden Fundo de Investimento em Ações	26,154,741	1.92
	<b>622,977,034</b>	<b>45.77</b>
Treasury	12,042,004	0.88
Votorantim S.A.	50,180,059	3.69
Other shareholders	676,064,487	49.66
	<b>1,361,263,584</b>	<b>100.00</b>

On October 6, 2020 the Company closed, the secondary public offering of 150,217,425 common shares, without par value, of Suzano held by BNDES Participações S.A. – BNDESPAR, including 13,180,000 securities in the form of American Depositary Shares (“ADSs”), at a price per Security to the public of R\$46.00 (forty-six Brazilian Reais), resulting in an aggregate sale price of R\$6,910,002. The ADSs were offered and sold to the public at a price of U.S.\$8.15 (eight U.S. Dollars and fifteen cents) per ADS. The price per security in the form of ADS corresponds to the price per security translated into U.S. Dollars, based on the selling exchange rate for U.S. Dollars (PTAX).

F-97

Suzano S.A.

Explanatory notes to the consolidated financial statements  
Year ended December 31, 2020 and 2019



By resolution of the Board of Directors, the share capital may be increased, irrespective of any amendment to the Bylaws, up to the limit of 780,119,712 common shares, all exclusively book-entry shares.

For the year ended December 31, 2020, SUZB3 common shares ended the year quoted at R\$58.54 (fifty-eight Brazilian Reais and fifty-four cents) (R\$39.68 (thirty-nine Brazilian Reais and sixty-eight cents) on December 31, 2019).

## 25.2. Dividends

The Company’s bylaws establishes that the minimum annual dividend is the lowest value between:

- (i) 25% of adjusted net income for the year pursuant to Article 202 of Brazilian Law n° 6,404/76, or
- (ii) 10% of the Company’s consolidated operating cash generation for the year.

In the year ended December 31, 2020, and 2019 no dividends were distributed, due to the loss in both year.

## 25.3. Reserves

### 25.3.1. Income reserve

They are constituted by the allocation of the Company’s profits, after the allocation for the payment of the minimum mandatory dividends and after the allocation to the various profit reserves, as set forth below:

- (i) legal: it is measured based on 5% (five percent) of net profit of each fiscal year as specified in article 193 of Brazilian Law n° 6,404/76, which shall not exceed 20% (twenty percent) of the share capital, whereas in the year in which the balance of the legal reserve plus the capital reserve amounts exceeds 30% (thirty percent) of the share capital, the allocation of part of the profit will not be mandatory. The use of this reserve is restricted to loss compensation and capital increase and aims to ensure the integrity of the share capital. On December 31, 2020, the reserve of R\$317,144 was fully absorbed by the loss of the year.
- (ii) capital increase: it is measured basis of up to 90% (ninety percent) of the remaining balance of net income for the year and limited to 80% (eighty percent) of the share capital, pursuant to the Company’s Bylaws, after the allocation to the



legal reserve and minimum mandatory dividends. The constitution of this reserve aims to ensure to the Company adequate operating conditions. This reserve was absorbed in full in 2019.

(iii) special statutory: it is measured basis of up to 10% (ten percent) of the remaining balance of net income for the year and aims to ensure the continuity of the semiannual distribution of dividends, up to the limit of 20% (twenty percent) of the share capital. This reserve was absorbed in full in 2019.

(iv) tax incentives: it is measured as specified in article 195-A of the Brazilian Law No. 6,404/76, modified by Brazilian Law n°.11,638/07, based on donation or the amounts of government grants for investment. This reserve was absorbed in full in 2019.

F-98

Suzano S.A.



**Explanatory notes to the consolidated financial statements**  
**Year ended December 31, 2020 and 2019**

**25.3.2. Capital reserve**

They consist of amounts received by the Company arising from transactions with shareholders that do not pass through the income statement and may be used to absorb losses when they exceed profit reserves and redemption, reimbursement and purchase of shares.

The breakdown of capital reserves is arising from stock options in the amount of R\$10,612 and the issuance of shares related to the business combination with Fibria in the amount of R\$6,410,885. As of December 31, 2020, this reserve absorbed R\$6,410,885 due to the loss for the year and the balance corresponded to 0.11% of the share capital.

**25.4. Other reserves**

These are changes that occur in shareholders' equity arising from transactions and other events that do not originate with shareholders and are disclosed net of tax effects, as set forth below:

	Debtore conversion 5th issue	Actuarial loss	Exchange variation and fair value of financial assets	Exchange variation on conversion of financial statements of foreign subsidiaries	Deemed cost	Total
<b>Balances at December 31, 2018</b>	(45,746)	(98,490)		164,168	2,301,776	2,321,708
Actuarial loss		(95,628)				(95,628)
Gain on conversion of financial asset and fair value			2,360			2,360
Gain on conversion of financial statements and on foreign investments				45,819		45,819
Realization of deemed cost, net of taxes					(52,918)	(52,918)
<b>Balances at December 31, 2019</b>	(45,746)	(194,118)	2,360	209,987	2,248,858	2,221,341
Actuarial loss		(22,037)				(22,037)
Gain on conversion of financial asset and fair value			4,151			4,151
Loss on conversion of financial statements and on foreign investments				(2,857)		(2,857)

Partial realization of deemed cost, net of taxes					(70,654)	(70,654)
<b>Balances at December 31, 2020</b>	<b>(45,746)</b>	<b>(216,155)</b>	<b>6,511</b>	<b>207,130</b>	<b>2,178,204</b>	<b>2,129,944</b>

## 25.5. Treasury shares

	Quantity	Average cost per share	Historical value	Market value
<b>Balances at December 31, 2018</b>	12,042,004	18.13	218,265	458,560
<b>Balances at December 31, 2019</b>	12,042,004	18.13	218,265	477,827
<b>Balances at December 31, 2020</b>	<b>12,042,004</b>	<b>18.13</b>	<b>218,265</b>	<b>704,939</b>

F-99

Suzano S.A.



## Explanatory notes to the consolidated financial statements Year ended December 31, 2020 and 2019

## 25.6. Result absorption

	Limit on share capital%	Result absorption		Reserve balances	
		December 31, 2020	December 31, 2019	December 31, 2020	December 31, 2019
Realization of deemed cost, net of taxes		(70,654)	(52,918)		
Tax incentive reserve			(684,563)		
Special statutory reserve			(242,612)		
Legal reserve	20%	(317,144)	(105,670)		317,144
Capital increase reserve	80%		(1,730,629)		
Capital reserve		(6,410,885)		10,612	6,416,864
Unclaimed dividends forfeited		(130)	(1,126)		
		<b>(6,798,813)</b>	<b>(2,817,518)</b>	<b>10,612</b>	<b>6,734,008</b>

## 26. EARNINGS (LOSS) PER SHARE

### 26.1. Basic

The basic (loss) earnings per share is measured by dividing the profit attributable to the Company's shareholders by the weighted average common shares issued during the year, excluding the common shares acquired by the Company and held as treasury shares.

	December 31, 2020	December 31, 2019	December 31, 2018
<b>Resulted of the year attributable for controlling shareholders'</b>	<b>(10,724,828)</b>	<b>(2,817,518)</b>	<b>319,693</b>
Weighted average number of shares in the year	1,361,264	1,361,264	1,105,826
Weighted average treasury shares	(12,042)	(12,042)	(12,333)
Weighted average number of outstanding shares	1,349,222	1,349,222	1,093,493
<b>Basic loss per common share - R\$</b>	<b>(7.94890)</b>	<b>(2.08825)</b>	<b>0.29236</b>

### 26.2. Diluted

The diluted earnings per share is measured by adjusting the weighted average of outstanding common shares, assuming the conversion of all common shares that would cause dilution.

	December 31, 2020	December 31, 2019	December 31, 2018
<b>Resulted of the year attributed to controlling shareholders'</b>	<b>(10,724,828)</b>	<b>(2,817,518)</b>	<b>319,693</b>
Weighted average number of shares in the year (except treasury shares)	<b>1,349,222</b>	1,349,222	1,093,493
Adjustment by stock options			1,386
Weighted average number of shares (diluted)	<b>1,349,222</b>	1,349,222	1,094,879
<b>Diluted loss per common share - R\$</b>	<b>(7.94890)</b>	<b>(2.08825)</b>	<b>0.29199</b>

Due to the loss in the year, the Company does not consider the dilution effect in the measurement.

F-100

Suzano S.A.



Explanatory notes to the consolidated financial statements  
Year ended December 31, 2020 and 2019

## 27. NET FINANCIAL RESULT

	December 31, 2020	December 31, 2019	December 31, 2018
<b>Financial expenses</b>			
Interest on loans, financing and debentures <sup>(1)</sup>	<b>(3,275,618)</b>	(3,358,806)	(1,033,485)
Premium with repurchase of bonds	<b>(391,390)</b>		
Amortization of fundraising costs <sup>(2)</sup>	<b>(101,741)</b>	(220,642)	(44,499)
Amortization of fair value adjustment on business combination	<b>(38,826)</b>	1,548	
Adjustment to present value - lease	<b>(486,286)</b>	(275,404)	
Other financial expenses	<b>(165,564)</b>	(325,544)	(422,390)
	<b>(4,459,425)</b>	(4,178,848)	(1,500,374)
<b>Financial income</b>			
Cash and cash equivalents and marketable securities	<b>146,930</b>	392,018	442,378
Amortization of fair value adjustment on business combination	<b>95,238</b>	37,412	
Other financial income	<b>85,307</b>	63,816	17,329
	<b>327,475</b>	493,246	459,707
<b>Income from derivative financial instruments</b>			
Income	<b>7,283,864</b>	2,711,394	588,049
Expenses	<b>(16,706,546)</b>	(3,786,646)	(3,323,245)
	<b>(9,422,682)</b>	(1,075,252)	(2,735,196)
<b>Monetary and exchange rate variation, net</b>			
Exchange rate variation on loans, financing and debentures	<b>(13,365,471)</b>	(1,781,562)	(1,311,061)
Lease	<b>(601,519)</b>	(19,327)	
Other assets and liabilities <sup>(3)</sup>	<b>1,436,099</b>	(164,038)	244,411
	<b>(12,530,891)</b>	(1,964,927)	(1,066,650)
	<b>(26,085,523)</b>	(6,725,781)	(4,842,513)

1) Does not include the amount of R\$10.636 arising from capitalized interest in the year ended on December 31, 2002 (R\$4,213 in the year ended on December 31, 2019).

2) Includes an expense of R\$13,783 arising from transaction costs with loans and financing that were recognized directly to the income statement (R\$34,836 as of December 31, 2019).

- 3) Includes effects of exchange rate variations of trade accounts receivable, trade account payable, cash and cash equivalents, marketable securities and other.

F-101

Suzano S.A.



Explanatory notes to the consolidated financial statements  
Year ended December 31, 2020 and 2019

## 28. NET SALES

	December 31, 2020	December 31, 2019	December 31, 2018
<b>Gross sales</b>	<b>35,663,758</b>	31,395,955	14,802,821
<b>Sales deductions</b>			
Adjustment to present value		(5,316)	(4,984)
Returns and cancelations	(68,367)	(109,641)	(75,477)
Discounts and rebates	(3,830,267)	(3,835,140)	(15,695)
	<b>31,765,124</b>	27,445,858	14,706,665
Taxes on sales	(1,304,847)	(1,432,908)	(1,263,289)
<b>Net sales</b>	<b>30,460,277</b>	26,012,950	13,443,376

## 29. SEGMENT INFORMATION

### 29.1. Criteria for identifying operating segments

The Company evaluates the performance of its business segments through the operating result. The information disclosed under “Not Segmented” is related to income statement and balance sheet items not directly attributed to the pulp and paper segments, such as, net financial result and income and social contribution taxes expenses, in addition to the balance sheet classification items of assets and liabilities.

The operating segments defined by Management are set forth below:

- (i) Pulp: comprises production and sale of hardwood eucalyptus pulp and fluff pulp mainly to supply the foreign market, with any surplus sold in the domestic market.
- (ii) Paper: comprises production and sale of paper to meet the demands of both domestic and foreign markets. Consumer goods (tissue) sales are classified under this segment due to its immateriality.

Information related to total assets by reportable segment is not disclosed, as it is not included in the set of information made available to the Company’s administration, which makes investment decisions and determine allocation of resources on a consolidated basis.

In addition, with respect to geographical information related to non-current assets, the Company does not disclose such information, as all of our property, plant and equipment, biological and intangible assets are located in Brazil.

F-102

Suzano S.A.



Explanatory notes to the consolidated financial statements  
Year ended December 31, 2020 and 2019

## 29.2. Information of operating segments

	December 31, 2020			Total
	Pulp	Paper	Not segmented	
<b>Net sales</b>	25,578,265	4,882,012		30,460,277
Domestic market (Brazil)	1,609,449	3,358,186		4,967,635
Foreign market	23,968,816	1,523,826		25,492,642
Asia	12,921,081	196,266		13,117,347
Europe	6,409,879	262,924		6,672,803
North America	4,340,956	263,328		4,604,284
South and Central America	184,590	723,603		908,193
Africa	112,310	77,705		190,015
<b>Cost of sales</b>	(15,754,930)	(3,211,401)		(18,966,331)
<b>Gross profit</b>	9,823,335	1,670,611		11,493,946
<i>Gross margin (%)</i>	38.4%	34.2%		37.7%
<b>Operating income (expenses)</b>	(2,409,483)	(641,069)		(3,050,552)
Selling	(1,770,036)	(404,616)		(2,174,652)
General and administrative	(1,016,093)	(427,099)		(1,443,192)
Other operating, net	390,178	140,972		531,150
Income(loss) from associates and joint ventures	(13,532)	49,674		36,142
<b>Operating profit before net financial income ("EBIT") (1)</b>	7,413,852	1,029,542		8,443,394
<i>Operating margin (%)</i>	29.0%	21.1%		27.7%
<b>Financial result, net</b>			(26,085,523)	(26,085,523)
<b>Net income (loss) before taxes</b>	7,413,852	1,029,542	(26,085,523)	(17,642,129)
<b>Income taxes</b>			6,927,194	6,927,194
<b>Net income (loss) for the year</b>	7,413,852	1,029,542	(19,158,329)	(10,714,935)
<i>Profit (loss) margin for the year (%)</i>	29.0%	21.1%		(35.2)%
<b>Result of the year attributable to controlling Shareholders</b>	7,413,852	1,029,542	(19,168,222)	(10,724,828)
<b>Result of the year attributed to non-controlling shareholders</b>			9,893	9,893
<b>Depreciation, depletion and amortization</b>	6,232,376	540,404		6,772,780

1) Earnings before interest and tax.

F-103

Suzano S.A.

Explanatory notes to the consolidated financial statements  
Year ended December 31, 2020 and 2019



December 31,  
2019

	<b>Pulp</b>	<b>Paper</b>	<b>Not segmented</b>	<b>Total</b>
<b>Net sales</b>	21,027,686	4,985,264		26,012,950
Domestic market (Brazil)	1,833,936	3,480,279		5,314,215
Foreign market	19,193,750	1,504,985		20,698,735
Asia	9,605,799	136,882		9,742,681
Europe	5,950,832	221,697		6,172,529
North America	3,592,563	382,628		3,975,191
South and Central America	44,556	710,086		754,642
Africa		53,692		53,692
<b>Cost of sales</b>	(17,440,018)	(3,303,464)		(20,743,482)
<b>Gross profit</b>	3,587,668	1,681,800		5,269,468
<i>Gross margin (%)</i>	17.1%	33.7%		20.3%
<b>Operating income (expenses)</b>	(2,089,286)	(679,719)	128,115	(2,640,890)
Selling	(1,503,775)	(401,504)		(1,905,279)
General and administrative	(806,774)	(366,584)		(1,173,358)
Other operating, net	209,577	68,062	128,115	405,754
Income from associates and joint ventures	11,686	20,307		31,993
<b>Operating profit before net financial income (“EBIT”) (1)</b>	1,498,382	1,002,081	128,115	2,628,578
<i>Operating margin (%)</i>	7.1%	20.1%		10.1%
<b>Financial result, net</b>			(6,725,781)	(6,725,781)
<b>Net income (loss) before taxes</b>	1,498,382	1,002,081	(6,597,666)	(4,097,203)
<b>Income taxes</b>			1,282,461	1,282,461
<b>Net income (loss) for the year</b>	1,498,382	1,002,081	(5,315,205)	(2,814,742)
<i>Profit (loss) margin for the year (%)</i>	7.1%	20.1%		(10.8)%
<b>Result of the year attributable to controlling Shareholders</b>	1,498,382	1,002,081	(5,317,981)	(2,817,518)
<b>Result of the year attributed to non-controlling shareholders</b>			2,776	2,776
<b>Depreciation, depletion and amortization</b>	7,575,630	516,322		8,091,952

1) Earnings before interest and tax.

F-104

Suzano S.A.



Explanatory notes to the consolidated financial statements  
Year ended December 31, 2020 and 2019

	<b>December 31, 2018</b>			
	<b>Pulp</b>	<b>Paper</b>	<b>Not segmented</b>	<b>Total</b>
<b>Net sales</b>	8,783,274	4,660,102		13,443,376
Domestic market (Brazil)	744,566	3,307,074		4,051,640
Foreign market	8,038,708	1,353,028		9,391,736

Asia	3,837,998	101,695		3,939,693
Europe	2,810,899	225,111		3,036,010
North America	1,340,907	210,831		1,551,738
South and Central America	48,904	774,730		823,634
Africa		40,661		40,661
<b>Cost of sales</b>	<b>(3,965,912)</b>	<b>(2,956,419)</b>		<b>(6,922,331)</b>
<b>Gross profit</b>	<b>4,817,362</b>	<b>1,703,683</b>		<b>6,521,045</b>
<i>Gross margin (%)</i>	<i>54.8%</i>	<i>36.6%</i>		<i>48.5%</i>
<b>Operating income (expenses)</b>	<b>(626,887)</b>	<b>(886,347)</b>		<b>(1,513,234)</b>
Selling expenses	(212,869)	(385,857)		(598,726)
General and administrative expenses	(275,859)	(549,350)		(825,209)
Other operating income (expenses), net	(138,159)	41,284		(96,875)
Income from associates and joint ventures		7,576		7,576
<b>Operating profit before net financial income ("EBIT") (1)</b>	<b>4,190,475</b>	<b>817,336</b>		<b>5,007,811</b>
<i>Operating margin (%)</i>	<i>47.7%</i>	<i>17.5%</i>		<i>37.3%</i>
<b>Financial result, net</b>			<b>(4,842,513)</b>	<b>(4,842,513)</b>
<b>Net income (loss) before taxes</b>	<b>4,190,475</b>	<b>817,336</b>	<b>(4,842,513)</b>	<b>165,298</b>
<b>Income taxes</b>			<b>154,516</b>	<b>154,516</b>
<b>Net income (loss) for the year</b>	<b>4,190,475</b>	<b>817,336</b>	<b>(4,687,997)</b>	<b>319,814</b>
<i>Profit margin for the year (%)</i>	<i>47.7%</i>	<i>17.5%</i>		<i>2.5%</i>
<b>Result of the year attributable to controlling shareholders</b>	<b>4,190,475</b>	<b>817,336</b>	<b>(4,688,118)</b>	<b>319,693</b>
<b>Result of the year attributed to non-controlling shareholders</b>			<b>121</b>	<b>121</b>
<b>Depreciation, depletion and amortization</b>	<b>1,105,381</b>	<b>457,842</b>		<b>1,563,223</b>

1) Earnings before interest and tax.

F-105

Suzano S.A.

**Explanatory notes to the consolidated financial statements  
Year ended December 31, 2020 and 2019**



With regard to the foreign market revenues of the pulp operating segment, China and USA are the main countries in relation to net revenue, 47.97% and 16.54%, respectively, for the year ended December 31, 2020 (China and USA represented 40.00% and 16.54%, respectively, on December 31, 2019).

With regard to the foreign market revenues of the paper operating segment, Argentina and USA are the main countries in relation to net revenue, representing 18.06% and 17.92%, respectively, for the year ended December 31, 2020 (USA, Peru e Argentina represented 24.64%, 12.70% e 11.61% , respectively, on December 31, 2019).

There is no other individual foreign country that represents more than 10% of net revenue in the foreign market for the years ended December 31, 2020 and December 31, 2019.

**29.3. Net sales by product**

The following table set forth the breakdown of consolidated net sales by product:

Products	December 31, 2020	December 31, 2019	December 31, 2018
Market pulp <sup>(1)</sup>	25,578,265	21,027,686	8,783,274
Printing and writing paper <sup>(2)</sup>	3,891,002	4,100,502	3,834,380
Paperboard	935,047	823,360	764,701
Other	55,963	61,402	61,021
<b>Net sales</b>	<b>30,460,277</b>	<b>26,012,950</b>	<b>13,443,376</b>

- 1) Net sale from fluff pulp represents approximately 0.6% of total net sales and, therefore, was included in market pulp net sales.
- 2) Tissue is a recently launched product and its revenues represent approximately 2.6% of total net sales and, therefore, was included in printing and writing paper net sales.

#### 29.4. Goodwill based on expected future profitability

The goodwill based on expected future profitability arising from the business combination were allocated to the disclosable segments, which correspond to the Company's cash-generating units ("CGU"), considering the economic benefits generated by such intangible assets. The allocation of intangibles is set forth below:

	December 31, 2020	December 31, 2019
Pulp	7,897,051	7,942,486
Consumer goods	119,332	119,332
	<b>8,016,383</b>	<b>8,061,818</b>

F-106

Suzano S.A.



Explanatory notes to the consolidated financial statements  
Year ended December 31, 2020 and 2019

### 30. RESULTS BY NATURE

	December 31, 2020	December 31, 2019	December 31, 2018
<b>Cost of sales <sup>(1)</sup></b>			
Personnel expenses	(997,080)	(1,374,331)	(649,741)
Variable cost	(7,533,152)	(10,067,716)	(3,197,895)
Logistics cost	(4,156,096)	(2,776,021)	(1,044,899)
Depreciation, depletion and amortization <sup>(2)</sup>	(5,773,088)	(7,135,049)	(1,523,935)
Operating expenses COVID-19 <sup>(3)</sup>	(95,024)		
Other <sup>(4)</sup>	(411,891)	609,635	(505,861)
	<b>(18,966,331)</b>	<b>(20,743,482)</b>	<b>(6,922,331)</b>
<b>Selling expenses</b>			
Personnel expenses	(205,636)	(215,640)	(145,844)
Services	(114,143)	(85,161)	(78,227)
Logistics cost	(852,562)	(618,089)	(297,129)
Depreciation and amortization	(905,880)	(904,748)	(4,471)
Other <sup>(5)</sup>	(96,431)	(81,641)	(73,055)



	<b>(2,174,652)</b>	<b>(1,905,279)</b>	<b>(598,726)</b>
<b>General and Administrative expenses</b>			
Personnel expenses	<b>(862,308)</b>	(642,543)	(469,661)
Services	<b>(311,975)</b>	(323,841)	(235,544)
Depreciation and amortization	<b>(78,275)</b>	(26,221)	(34,817)
Social actions COVID-19	<b>(48,590)</b>		
Operating expenses COVID-19 <sup>(3)</sup>	<b>(41,076)</b>		
Other <sup>(6)</sup>	<b>(100,968)</b>	(180,753)	(85,187)
	<b>(1,443,192)</b>	<b>(1,173,358)</b>	<b>(825,209)</b>
<b>Other operating (expenses) income net</b>			
Rents and leases	<b>4,303</b>	5,805	
Result from sale of other products, net	<b>56,791</b>	15,229	8,785
Result from sale and disposal of property, plant and equipment and biological assets, net <sup>(4)</sup>	<b>56,984</b>	(63,454)	4,523
Result on fair value adjustment of biological assets	<b>466,484</b>	185,399	(129,187)
Insurance reimbursement	<b>5,025</b>	7,917	
Amortization of intangible assets	<b>(15,537)</b>	(20,336)	(9,947)
Trade agreement credits <sup>(5)</sup>		87,000	51,846
Result on disposal of investmets	<b>(9,404)</b>		
Tax credits - gains in tax lawsuit (ICMS from the PIS/COFINS calculation basis) <sup>(6)</sup>		128,115	335
Provision for loss and write-off of property, plant and equipment and biological assets			(18,103)
Other operating income (expenses), net	<b>(33,496)</b>	60,079	(5,127)
	<b>531,150</b>	<b>405,754</b>	<b>(96,875)</b>

- 1) Includes R\$524,411 related to idle capacity and maintenance downtime (R\$615,394 as of December 31, 2019).
- 2) In the year ended December 31, 2020 includes amortization of the inventories step up, arising from the business combination with Fibria, in the amount of R\$2,178,903.  
  
Includes, mainly, expenses in the facilities units for the upgrading of cafeterias and workplaces, expansion of the frequency of conservation, cleaning, hygiene and maintenance of common areas, public transport with more space between passengers, distribution of masks and realization rapid tests on employees working in facilities units.
- 3) Includes, mainly, expenses in the facilities units for the upgrading of cafeterias and workplaces, expansion of the frequency of conservation, cleaning, hygiene and maintenance of common areas, public transport with more space between passengers, distribution of masks and realization rapid tests on employees working in facilities units.
- 4) Includes R\$3,177 related to dismantling cost arising from land lease agreement used in the formation of the cost of biological assets.
- 5) Includes expected credit losses, insurance, materials of use and consumption, travel, accommodation, trade fairs and events.
- 6) Includes corporate expenses, insurance, materials of use and consumption, social programs and donations, travel and accommodation.

F-107

Suzano S.A.



**Explanatory notes to the consolidated financial statements**  
**Year ended December 31, 2020 and 2019**

### 31. INSURANCE COVERAGE

The Company has insurance coverage for operational risks, with a maximum coverage of US\$1,000,000 corresponding to R\$5,196,700. Additionally, the Company has insurance coverage for civil general liabilities in the amount of US\$20,000 corresponding to R\$103,934 on December 31, 2020.

Company's Management considers these amounts adequate to cover any potential liability, risks and damages to its assets and loss of profits.

The Company does not have insurance coverage for its forests. To mitigate the risk of fire, the Company maintains internal fire brigades, a watchtower network, and a fleet of fire trucks. There is no history of material losses from forest fires.

The Company has a domestic and international transportation insurance policy effective through May 2021, renewable for additional 12 months.

In addition, it has insurance coverage for civil responsibility for Directors and Executives (D&O) for amounts considered adequate by Management.

The assessment of the sufficiency of insurance coverage is not part of the scope of the examination of the financial statements by our independent auditors.

## **32. SUBSEQUENT EVENTS**

### **32.1. Conclusion of commitment to purchase and sale of rural properties and forests with conditions precedent ("Closing")**

On January 5, 2021, through a Notice to the Market, the Company informs the conclusion of the transaction with Bracell SP Celulose Ltda. and Turvinho Participações Ltda., receiving the final purchase price of R\$1,056,755 in connection with the terms of the purchase and sale of rural properties and forests, with the conditions precedent agreement signed between the parties (Note 1.2.2).

From the total amount received:

- (i) R\$375,850 was recognized in other liabilities, since it is related to the sale of eucalyptus forests (mature) and biological assets in formation (immature), which will be recognized in other operating results upon delivery of the wood; and
- (ii) R\$680,895 was recognized other operating results, in compliance with the obligation to delivery and transfer the possession of the rural properties. The cost of properties in the amount of R\$ 289,867, previously classified non-current assets held for sale, was realized and recognized in other operating results, generating a net income of R\$391,028.

The transfer of lease agreements in the amount of R\$1, mentioned in note 1.2.2, was deducted from the amount received, without impacting the object of purchase and sale of the Transaction mentioned above.

In addition, of the amount received for the sale of rural properties, R\$50,415 was classified as marketable securities of long-term as escrow account, whose amount will only be released after compliance with the documentary regularization of certain rural properties as defined in the terms of the purchase and sale. Regularization costs were estimated at R\$ 8,000 and were provisioned in the other operating results.

### **32.2. Early settlement of financing with BNDES**

On February 9, 2021, the Company early settled a financing contract with BNDES, in the principal amount of R\$1,453,842, with original maturity in May 2026 and monthly interest rate indexed to SELIC + 3% p.a. and TJLP + 2% and transaction cost in the amount of R\$30,000.

**SUZANO S.A.**  
Publicly Held Company of Authorized Capital  
CNPJ/MF n° 16.404.287/0001-55  
NIRE n° 29.300.016.331

**BYLAWS**

**CHAPTER I**  
**NAME, HEAD OFFICE, DURATION**  
**AND PURPOSE**

**Article 1 – SUZANO S.A.** (“Company”) is a Brazilian publicly held company with authorized capital, governed by these Bylaws and by the applicable legislation, operating in an ethically responsible manner and with respect for human rights.

**Sole Paragraph** – With the admission of the Company in the Novo Mercado of B3 S.A. – Brasil Bolsa, Balcão (“B3”), the Company, its shareholders, including its controlling shareholders, managers and audit board members, when installed, are subject to the Novo Mercado Regulations of the B3 (“Novo Mercado Rules”).

**Article 2** – The Company has its head office in the city, municipality and district of Salvador, State of Bahia, which is its legal jurisdiction.

**Article 3** – The Company shall have indeterminate duration.

**Article 4** – The objects of the Company are:

- (a) manufacture, trade, import and export of pulp, paper and other products originated from the transformation of forest materials, including their recycling, as well as wood and products related to the printing industry;
- (b) formation and commercial operation of homogenous forests, company-owned or owned by third parties, directly or through contracts with companies specializing in forest cultivation and management;
- (c) provision of services, and import, export and commercial operation of assets related to the Company’s purposes;
- (d) transportation, by itself or by third parties;
- (e) holding interest as a partner or shareholder in any other company or project;
- (f) operation of port terminals;
- (g) generation and sale of electricity;

- 
- (h) rendering of waterborne transport services by means of cabotage and inland navigation, as well as auxiliary activities such as maritime operations and signaling;
  - (i) rendering of port operator services for the movement and storage of goods, for or deriving of waterborne transport, within the organized port area; and
  - (j) operation of airports and landing fields.

**CHAPTER II**  
**CAPITAL STOCK AND SHARES**

**Article 5** – The capital stock of the Company, fully subscribed and paid-in, is of nine billion, two hundred and sixty-nine million, two hundred and eighty one thousand, four hundred and twenty four reais and sixty three cents (R\$9,269,281,424.63), divided into one billion, three hundred and sixty one million, two hundred and sixty-three thousand, five hundred and eighty-four (1,361,263,584) common shares, all nominative and book-entry type, with no par value.

**§ One** – The registered capital may be increased without any change in the Bylaws, by decision of the Board of Directors, up to the limit of seven hundred and eighty million, one hundred and nineteen, seven hundred and twelve (780,119,712) ordinary shares, all exclusively book-entry type.

**§ Two** – In the event of an increase in capital, pursuant to the terms of the law, the shareholders shall have the preemptive right in subscription of the shares to be issued, in proportion to the number of shares that they hold.

**§ Three** – The Board of Directors may exclude the right of first refusal for existing shareholders in any issue of shares, debentures convertible into shares or warrants the placement of which is made through (i) sale on securities exchanges or by public subscription or (ii) exchange of shares, in a public offering for acquisition of control, in accordance with the legislation.

**§ Four** – In the event of capital increase by incorporation of reserves or of funds of any kind, the new shares, if issued, shall maintain the same proportions in relation to quantity of shares as those existing at the moment prior to the increase, and the rights attributed to the shares issued by the Company must be fully obeyed.

**Article 6** – Any shareholder who for any reason does not within the specified period pay in any call for capital to subscribe shares of the Company shall, for the full purposes of law, be regarded as in arrears and subject to payment of the amount subscribed with monetary adjustment, in accordance with the law, by the Market General Price Index (IGP-M, published by the FGV), plus interest of twelve percent (12%) per year and a penalty payment of ten percent (10%) on the amount of the outstanding balance of the call.

### **CHAPTER III THE SHAREHOLDERS MEETING**

**Article 7** – The Shareholders Meeting shall be convened, ordinarily, in one of the four (4) months following the ending of the business year and, extraordinarily, at any time when called by the Chairman of the Board of Directors, by a Vice-chairman of the Board of Directors, or in any of the cases provided for by law.

**Sole Paragraph** – The Shareholders Meeting which has as a matter of its agenda the resolution over (i) the cancellation of the company's registry as a publicly held company, or (ii) the change or the exclusion of Article 30 below, shall be called, with at least, sixty (60) days in advance.

**Article 8** – The Shareholders Meeting shall be declared to be in session by the Chairman of the Board of Directors, or by any of the Vice-Chairmen of the Board of Directors, by the Chief Executive Officer, or by the Investor Relations Officer and the shareholders shall then immediately elect the Chairman of the Meeting, who shall request one of those present to be secretary of the Meeting. The Shareholders Meeting may also be declared to be in session by an attorney-in-fact, appointed for that specific purpose by the Chairman of the Board of Directors or by the Chief Executive Officer.

### **CHAPTER IV THE MANAGEMENT**

**Article 9** – The following are the Company's management bodies: (a) the Board of Directors: and (b) the Statutory Executive Board of Officers.

**Article 10** – The Board of Directors is a committee decision body, and representation of the Company is a private right of the Statutory Chief Executive Officers and Statutory Executive Officers.

**§ One** – The term of office of the members of the Board of Directors is two (2) years, and that of the Statutory Executive Board of Officers is one (1) year, but both shall be extended until the new members appointed are sworn in. Board members will serve a unified term and re-election is allowed.

**§ Two** – The investiture of the managers and members of the Audit Board, sitting and substitute members is conditional to the execution of the instrument of investiture, which shall reflect its subjection to the commitment clause referred to in Article 34 of these Bylaws.

**§ Three** – The positions of Chairman of the Board of Directors and Chief Executive Officer or key executive of the Company cannot be held by the same person, except in the event of a vacancy, subject to the terms of the Novo Mercado Rules.

**Article 11** – The Annual Shareholders Meeting shall, annually, determine the global compensation amount of the members of the Board of Directors and Statutory Executive Board of Officers, it being for the Board of Directors to decide on the form of distribution of the amount fixed, between its members and those of the Statutory Executive Board of Officers.

## SECTION I THE BOARD OF DIRECTORS

**Article 12** – The Board of Directors shall be made up of between five (5) and ten (10) members, resident in or outside Brazil, elected and dismissed by the Shareholders Meeting, who shall appoint a Chairman and up to two (2) Vice-Chairmen from among them.

**§ One** – Out of the members of the Board of Directors, at least, two (2) or twenty percent (20%), whichever is higher, shall be Independent Directors, as per the definition of the Novo Mercado Rules, provided that the characterization of the individuals appointed to the Board of Directors as independent board members must be approved at the shareholders' meeting which elects them.

**§ Two** – When, due to the calculation of the percentage set forth in the paragraph above, the result generates a fractional number, the Company shall round to the nearest greater whole number.

**Article 13** – The Board of Directors shall meet on being called by its Chairman, or any of its Vice-Chairmen or by the Chief Executive Officer, with a minimum of two (2) days' notice and indication of the agenda. Convocation may be by electronic mail. The quorum for the Board to be in session at first (1<sup>st</sup>) call is at least two-thirds (2/3) of its members, provided that at least the Chairman or one of the Vice-Chairmen of the Board of Directors shall be present, and, on second (2<sup>nd</sup>) call, the majority of its members, provided that at least the Chairman or one of the Vice-Chairmen of the Board of Directors shall be present. The decisions of the Board of Directors shall be taken by a majority vote of members present at the meeting, provided that one is the Chairman or one of the Vice-Chairmen. In the event of a tied vote, the Chairman of the Board of Directors shall have a casting vote.

**§ One** – Members of the Board of Directors may take part in meetings by telephone, videoconference or other means of communication; and to ensure effective participation and authenticity of the vote, members should, within the three (3) days following meetings, deliver to the head office, or send by e-mail, documents signed by them confirming their participation and the content of their votes. This procedure may be dispensed with by the said member signing the corresponding minutes of the meeting of the Board of Directors, which must make reference to the medium by which the member stated his or her opinion.

**§ Two** – Any member of the Board of Directors shall have the right to be represented, through written document or through e-mail, by another member of the Board of Directors, whether for the formation of a quorum, or for voting, with the option to indicate, or not, his or her vote. This representation shall be extinguished simultaneously with the closing of the meeting of the Board of Directors.

**§ Three** – Similarly, votes shall be valid if made by letter, telegram or e-mail, when received by the Chairman of the Board of Directors or his substitute, up to the end of the meeting.

**§ Four** – The Chairman of the Board of Directors may invite any of the members of the committees of the Board of Directors or any of the Executive Officers who are not members of the Board of Directors to attend meetings, but without the right to vote, any members of executive committees to the Board of Directors (statutory or not) or the Statutory Executive Board of Officers that not a member of the Board of Directors, and, also, any other executive of the Company, or the representative of the Company's external auditors, or any third party who may be able to contribute opinions, information or suggestions or able to assist in the decisions of the members of the Board.

**§ Five** – The Board of Directors may also appoint an honorary member, a person of recognized professional competence with a history of dedication to the Company, who may be consulted on an information basis at the meetings of the Board of Directors, under rules and conditions to be set by the Board of Directors.

**Article 14** – The following shall be the attributes of the Board of Directors:

- (a) to fix the general orientation of the Company’s business, subject always to the ethical values adopted by the community where it is working, especially respect for human rights and the environment;
- (b) if a Committee is created to evaluate the matter hereof, after listening such committee, to elect, evaluate or dismiss Statutory Executive Officers of the Company, at any time, and to set the attributions and competencies of each one of them where these are not provided by these Bylaws, as well as orient the vote of the Company, its subsidiaries or controlled companies, in the election of the managers of the subsidiaries or controlled companies or other companies in which the Company, its subsidiaries or controlled companies hold any equity interest, whenever the Company’s, its subsidiaries or controlled companies investment to which the manager will be elected represents an amount equivalent to at least five percent (5%) of the Company’s net equity, as disclosed in the Company’s Financial Statements for the most recent year-end closing;
- (c) to inspect the management as effected by the Statutory Executive Officers; to examine the books and papers of the Company at any time; to request information on contracts signed or to be signed, and any other actions;
- (d) if a Committee is created to evaluate the matter hereof, after listening such committee, to state an opinion on the management report and accounts of the Statutory Executive Board of Officers;
- (e) if a Committee is created to evaluate the matter hereof, after listening such committee, to appoint and dismiss the independent auditors, subject to the right of veto provided for by law;
- (f) if a Committee is created to evaluate the matter hereof, after listening such committee, to approve the accounting criteria and practices;
- (g) if a Committee is created to evaluate the matter hereof, after listening such committee, to approve the long-term global strategy to be obeyed by the Company and by the subsidiary companies, and also the long-term global strategy to be proposed for the affiliated companies;
- (h) if a Committee is created to evaluate the matter hereof, after listening such committee, to examine, approve, and monitor the execution of, the annual and multi-year capital expenditure and operational budgets consolidated, which shall be prepared by the Statutory Executive Board of Officers;
- (i) to monitor and evaluate the economic and financial performance of the Company;

- (j) to state opinions on any proposals or recommendations made by the Statutory Executive Board of Officers to the General Shareholders Meeting;
- (k) to decide on the grant, or not as the case may be, of the preemptive right of shareholders, or to reduce the period of this right, in issues of shares, debentures convertible into shares, or warrants, the placement of which is made by one of the methods referred to in article 172 of Law No. 6,404/76 (“Corporations Law”);

- (l) subject to the terms of line “k” above, to decide on the issue of securities, including promissory notes, for public or private distribution, inside or outside Brazil, in accordance with the respective legislation;
- (m) if a Committee is created to evaluate the matter hereof, after listening such committee, to authorize initial or subsequent participation of the Company as a partner, shareholder or member of a consortium, in another company (except for wholly owned subsidiaries) or undertaking, the giving in guarantee of any interest so acquired to third parties in the Company’s transactions, or disposal in any manner or form of any shareholding or interest which is part of the Company’s assets;
- (n) to authorize the acquisition of shares in the Company, for the purpose of cancellation, or holding in treasury and subsequent sale;
- (o) if a Committee is created to evaluate the matter hereof, after listening such committee, to appoint the Investor Relations Officer;
- (p) if a Committee is created to evaluate the matter hereof, after listening such committee, to authorize the Statutory Executive Board of Officers, with limits of authority to be defined by a resolution approved at a meeting of the Board of Directors, the minutes of which meeting shall be duly registered with the competent Board of Trade:
- (p.1) to sell, place a charge on or acquire assets related to the Company’s fixed assets and those referred in line “m” of this Article;
- (p.2) to give a real guarantee of any nature, or to give a chattel mortgage;
- (p.3) to agree asset or liability financial transactions, including those known as “vendor” transactions, in which the Company is a guarantor for its clients;
- (p.4) to sign any other contracts in accordance with defined limits of authority in relation to amounts;
- (p.5) to carry out, or order to be carried out, any acts not expressly provided for in these Bylaws, provided that such acts are legally within its competence;
- (p.6) to bring actions, make concessions, reach agreements or withdraw legal proceedings, procedures, measures or any other demands in Court, administrative or arbitration proceedings, and also to carry out voluntary tax offsetting, such as may result in or can result in obligations or rights on the part of the Company, or which may prejudice or can prejudice the Company’s reputation or image;

- (q) to decide on the establishment of a consultative council to provide advice to the members of the Board of Directors, and to set the positions, remuneration and rules for functioning of that body;
- (r) to create other committees to advise the Board of Directors, whenever it deems this to be desirable, subject to the terms of Article 15 below;
- (s) if a Committee is created to evaluate the matter hereof, after listening such committee, to nominate people to drive sectors or areas of the Company, as nonstatutory Executive Officer, who shall report to an Statutory Executive Officer, not implying such procedure in the delegation of powers which, by law or the present Bylaws, are exclusive of Statutory Executive Officers elected, neither attributing to them, therefore, the condition of member of any statutory organ; and
- (t) if a Committee is created to evaluate the matter hereof, after listening such committee, to define a triple list of companies specializing in economic valuation of companies for the preparation of an appraisal report of the Company's shares, in cases of tender offer (“OPA”) for cancellation of registration as a publicly held company.

**Article 15** – The Board of Directors may establish other advisory committees, which function is to opine over the matter of their competence, in the terms of these Bylaws and the resolutions of the Board of Directors. The recommendations of the committees shall have an exclusive opinionative character, being that the members of the committees shall not have any deliberative power or responsibility for the resolutions.



**§ One** – The rules regarding composition, duties and competence of an eventual committee that comes to be created by the Board of Directors are to be defined in the specific act of creation of these committees and/or in the resolutions of the committees that follow their creation.

**§ Two** – The committees may have assistance from other professionals, and also an administrative support structure. The Company shall pay the remuneration of such professionals, including that of the members of the committees and the expenses of the administrative support structure. When the committees believe it to be necessary, they may also hire consultancy services from external professionals, whose fees shall be paid by the Company.

**Article 16** – The Chairman of the Board of Directors has the following attributions, with the assistance, in relation to the matters in lines “b”, “c” and “d” below, at his exclusive option, of the respective Committees of the Board of Directors:

- (a) to represent the Board of Directors in dealings with other parties;
- (b) to suggest to the Board of Directors the general orientation of the Company’s business to be transmitted to the Statutory Executive Board of Officers;

7

---

- (c) to prepare all the elements necessary for the practice of the acts which are within the competence of the Board of Directors; and
- (d) to accompany and give support to the activities of the Statutory Executive Board of Officers and/or of any of its members.

**Article 17** – If the Chairman of the Board of Directors is temporarily absent, he shall be substituted by one of the Vice-Presidents of that body, and it shall be for the Chairman of the Board of Directors to indicate the substitute; and when this does not happen, it shall be for the Board of Directors to make such indication. The same criterion shall be adopted in the same cases for any other member, who shall be substituted by one of his peers.

**§ One** – If a vacancy occurs on the Board of Directors, the seat may remain vacant until the next Annual Shareholders Meeting, without prejudice of a nomination of a substitute, in order to complete the current mandate, by the remaining directors in a Board of Directors Meeting, in the form of article 150 of the Corporations Law, if one is necessary to maintain the minimum number of members of that body, or if it is deemed convenient that the post should be filled.

**§ Two** – The substitutions provided for in this Article shall result in the exercise of the functions and of the right to vote in the meetings of the Board of Directors, but not in the remuneration and other advantages of the person substituted.

## SECTION II THE STATUTORY EXECUTIVE BOARD OF OFFICERS

**Article 18** – The Statutory Executive Board of Officers shall be comprised of one (1) Chief Executive Officer and between four (4) and nine (9) Statutory Executive Officers, resident and domiciled in Brazil, and of recognized technical and administrative ability, who may be shareholders, elected by the Board of Directors and able to be dismissed by it at any time, and also to be re-elected.

**§ One** – The participation of Statutory Executive Officers in the meeting, by telephone, videoconference or other means of communication is allowed; and in order to ensure the effective participation and authenticity of their vote, the Statutory Executive Officers shall deliver, within three (3) days following the meetings, at the Company’s headquarters or send by e-mail, documents signed by them confirming their participation and the content of their votes, and such action shall be waived upon the signature of the corresponding minutes of the meeting of the Statutory Executive Board of Officers by said Statutory Executive Officer, which shall refer to the manner in which the Statutory Executive Officer has expressed himself.

**§ Two** – The area of specific activity and competence of each of the members of the Statutory Executive Board of Officers may be fixed by the Board of Directors, when not specified in these Bylaws.

**§ Three** – The managers are not permitted to give personal guarantees.



**Article 19** – In the temporary absence:

- (a) of the Chief Executive Officer, his replacement shall be designated by the Chairman of the Board of Directors, from among the members of the Board of Directors or the Statutory Executive Board of Officers;
- (b) of any other Statutory Executive Officer, his replacement shall be designated by the Chief Executive Officer, from among the other members or from the direct subordinates of the Statutory Executive Officer who is absent or prevented, on his recommendation. In this latter case, the direct subordinate who is substituting the absent Statutory Executive Officer shall take part in all the routine activities and shall have all the duties of the said officer, including that of being present at meetings of the Statutory Executive Board of Officers to instruct on matters relating to the Statutory Executive Officer who is substituted, without, however, exercising the right to a vote of receiving the remuneration of the person substituted.

**§ One** – In the event of a seat on the Statutory Executive Board of Officers becoming vacant, the Board of Directors shall meet to fill the vacant seat, if this be necessary to provide the minimum number of members of that body, or if the Board of Directors believes it to be convenient to fill the post. The term of office of the Statutory Executive Officer thus elected shall terminate simultaneously with that of his peers.

**§ Two** – Subject to the terms of line “b” of the head paragraph of this Article, substitutions made under this Article shall result in the substitute having the post of the person substituted as well as his or her own, including the right to vote, but excluding the right to receive the remuneration or other advantages of the person substituted.

**Article 20** – The Statutory Executive Board of Officers shall meet on calling by the Chief Executive Officer, or by two (2) Statutory Executive Officers, with up to two (2) days’ prior notice, this period being dispensed with when all of the members take part in the meeting.

**§ One** – The meetings of the Statutory Executive Board of Officers shall be valid when the majority of its members are present, including the Chief Executive Officer or his substitute.

**§ Two** – Decisions at all meetings of the Statutory Executive Board of Officers shall be taken by the majority of the members present and recorded in minutes. In the event of a tied vote, the Chief Executive Officer shall have the casting vote.

**§ Three** – The Statutory Executive Officers may meet independently of the formality of calling, when there is an urgent subject. For this meeting to be valid it is necessary that two-thirds (2/3) of the members of the Statutory Executive Board of Officers to be present or represented, and that the decision be taken unanimously

**Article 21** – The following shall be attributions of the Statutory Executive Board of Officers:

- (a) to comply with the terms of these Bylaws, and the decisions of the General Meeting of Shareholders and of the Board of Directors, and cause them to be complied with;

- (b) to administer and manage the Company’s business in accordance with the orientation established by the Board of Directors;
- (c) to produce monthly interim financial statements and deliver them to the Board of Directors;
- (d) to prepare the financial statements for each business period, as specified in these Bylaws, including a proposal for allocation of the profit, and submit them to the Board of Directors;

- (e) to propose to the Board of Directors the approval of the procedures referred to in Articles 27 and 28 of these Bylaws;
- (f) to prepare the annual and multi-year operations and capital expenditure budgets, including, among other matters, the forestry, industrial, commercial, financial and human resources plans, to be submitted by the Chief Executive Officer to the Board of Directors;
- (g) to decide on the transactions indicated in lines “p.1” to “p.4” and “p.6” of Article 14 of these Bylaws, subject, when their value does not exceed the amounts indicated in those sub-items, to the authorized limit amounts previously established by the Board of Directors or, if their value does exceed the amounts indicated in those sub-items, after prior submission to the Board of Directors, as well as to resolve on investments on wholly owned subsidiaries in any amounts;
- (h) to open and/or close branch offices or warehouses throughout the whole of Brazil;
- (i) to inform the Board of Directors, in the person of its Chairman, in relation to any question of singular importance for the Company’s business; and
- (j) to seek continuous improvement in the organizational climate and results.

**Article 22** – In acts and transactions which create obligations for the Company or exonerate third parties from obligations to it, the Company shall be represented, actively and passively, by any two (2) of its Statutory Executive Officers.

**§ One** – The Company may be represented by one (1) Statutory Executive Officer and one (1) person holding a power of attorney, by two (2) persons holding powers of attorney or even by one (1) person holding a power of attorney, provided that the power of attorney itself is given by two (2) Statutory Executive Officers, provided that the said power of attorney precisely and consistently specifies the powers that it gives and its period of validity.

**§ Two** – No powers may be subrogated under any power of attorney, except for the purposes of court proceedings and in-court representation.

**§ Three** – The Company may, subject to the terms of this Article, be represented by a single Statutory Executive Officer, or by an attorney-in-fact with specific powers to practice any of the following acts:

- (a) in acts of endorsement of checks or trade bills in favor of financial institutions, in the former case for the purposes of deposit in the Company’s account; or in the latter case for the purposes of discount and/or deposit and/or trading charge and/or collection; also signing the respective contracts, proposals and bordereaux;
- (b) representation of the Company before any federal, state or municipal public office, or independent public authority, or public companies, public mixed-capital companies or foundations, solely for administrative purposes;
- (c) representation of the Company before the Labor Courts, the Public Attorneys’ Offices, or in dealings with labor unions, including for the purposes of appointing representatives and in matters relating to hiring, suspension and dismissal of employees and/or labor agreements including labor litigation; and
- (d) representation of the Company in relation to third parties, for the purposes of representation which does not involve any type of obligation on the Company.

**§ Four** – Except for purposes of the Courts, and of representation of the Company in administrative disputes and procedures relating to brands and patents, all other powers of attorney given by the Company shall have a maximum period of validity, namely up to June 30 of the year following the year in which they are given, unless there be established a shorter period, which must in any event always be included in the respective instrument.

**Article 23** – The following are attributions of the Chief Executive Officer:

- (a) without prejudice to the terms of Article 22 above, to represent the Company actively or passively in the courts or outside the courts, especially to give personal testimony, and for this function he may designate a person to represent him, by special power of attorney;
- (b) to represent the Company in its public and private relationships at high level;
- (c) to oversee all the Company's activities in conformity with the orientation established by the Board of Directors;
- (d) to submit the annual and multi-year operations and capital expenditure budgets to the approval of the Statutory Executive Board of Officers and the Board of Directors;
- (e) to submit to examination by the Statutory Executive Board of Officers the statistics, reports and statements which give evidence of the global results of the Company, including those of the affiliated and subsidiary companies;
- (f) to stimulate good relations between the Statutory Executive Board of Officers, eventual committees and the Board of Directors, based on the interests of the Company;
- (g) to keep the Board of Directors, in the person of its Chairman, constantly informed on all the facts and acts relating to the Company's activities and investments, discussing all the material aspects with him;

- (h) to propose to the Board of Directors:
  - (h.1) setting of financial policy, at high level, to be followed by the Company and by the subsidiary companies, and to be proposed to the affiliated companies;
  - (h.2) decision on the long-term global strategy to be followed by the Company and by the subsidiary companies, and to be proposed to the affiliated companies;
  - (h.3) acquisition by the Company, or its subsidiaries, or affiliated companies, of an initial or subsequent interest, through shares, in any other company, and also the disposal of, or the placing of a charge on, any of these interests; and
  - (h.4) formation of joint ventures or signing of partnerships of any type, or cancellation or renewals of such partnerships, by the Company or by its subsidiaries, or affiliated companies.

**Sole Paragraph** – Service of process on the Company shall be valid only when served on the Chief Executive Officer and one (1) other Statutory Executive Officer.

## **CHAPTER V THE AUDIT BOARD**

**Article 24** – The Audit Board is a non-permanent body, and shall be duly installed upon request of the shareholders, in accordance with the applicable laws. One installed, the Audit Board shall be comprised by three (3) to five (5) sitting members and an equal number of substitute members, appointed by the Shareholders Meetings, and shall be govern by the applicable laws and rulings, by these Bylaws and by its Internal Rules.

**§ One** – In the event of impediment or absence of any member, or a vacancy, members of the Audit Board shall be replaced by their respective substitute members.

**§ Two** – The sitting members of the Audit Board shall be entitled to receive a fixed compensation determined by the Shareholders Meeting, respected the minimum legal limit, and shall not be entitled to receive any additional compensation of the Company, by any company controlled by it or colligated, except if this additional compensation arises from, or is related to, services rendered to the Company prior to its appointment, or may not compromise the exercise of the duties of audit board member.

**CHAPTER VI**  
**THE STATUTORY AUDIT COMMITTEE**

**Article 25** – The Company shall have a Statutory Audit Committee (“SAC”), a collegiate body of advice and instruction directly related to the Company’s Board of Directors, with the purpose of supervising the quality and integrity of financial reports, adherence to legal, statutory and regulatory laws, adequacy of processes related to risk management and activities of internal and independent auditors.

**§ One** – The SAC shall have its own Internal Rules, approved by the Board of Directors, which shall provide in detail its duties, as well as operational procedures, in compliance with the laws in force and the rules issued by the regulatory bodies of the capital markets and stock exchanges in which the Company’s securities are listed.

---

12

---

**§ Two** – The SAC is a permanent body, and shall be comprised by, at least, three (3) and, at most, five (5) members, with a two (2) year term of office, appointed and removed by the Board of Directors, in accordance with the following criteria: (i) at least one of the members of the SAC shall be an independent member of the Company, according to the definition of the Novo Mercado Rules; (ii) at least one of the members of the SAC shall not be a member of the Board of Directors of the Company; (iii) the members of the SAC shall not integrate the Statutory Executive Board of Officers of the Company; (iv) the majority of the members shall meet the independence requirements indicated in CVM Instruction No. 308, of May 14, 1999, as amended; (v) at least one (1) member shall have a recognized experience in matters of corporate accounting, as set forth in the Internal Rules of the SAC, in the applicable legislation and in the rules issued by the regulatory bodies of the capital markets and stock exchanges in which the securities are listed of the Company; and (vi) the same member may accumulate the characteristics described in items “i” and “v” above. The SAC shall have a Coordinator, whose activities shall be defined in the Internal Rules of the SAC.

**§ Three** – It is prohibited the participation of the Company’s Statutory Executive Officers, its controlled, controlling, colligated or companies in common control, direct or indirectly, in the SAC.

**§ Four** – The SAC shall have the following duties:

- (a) evaluate the quarterly financial information, interim financial statements and financial statements;
- (b) supervise the financial area;
- (c) ensure that the Statutory Executive Board of Officers develops reliable internal controls;
- (d) ensure that the internal audit and the internal control areas perform its duties and that the independent auditors analyze, through its own review, the practices of the Statutory Executive Board of Officers and internal audit;
- (e) establish with the independent audit the work plan and the fee proposal;
- (f) issue opinions on the hiring, compensation and replacement of the services of the independent audit;
- (g) interact with the independent audit on matters related to the audit procedure;
- (h) evaluate, monitor and recommend to management the correction or improvement of the Company’s internal policies, including the policy of related party transactions; and
- (i) evaluate and monitor the Company’s risk exposures.

---

13

---

§ Five – The Board of Directors shall determine the compensation of the SAC’s members, as well as the budget to cover the costs of its function.

§ Six – The SAC shall have the means necessary to receive and process complaints, including confidential, internal and external to the Company, regarding noncompliance with legal and regulatory provisions applicable to the Company, in addition to internal rules and codes, including specific procedures for the protection of the provider and the confidentiality of the complaint.

## CHAPTER VII FINANCIAL STATEMENTS AND ALLOCATION OF NET PROFIT

**Article 26** – The business year shall coincide with the calendar year, thus terminating on December 31 of each year, when the financial statements shall be prepared, together with which the management bodies shall submit to the Annual Shareholders Meeting a proposal for allocation of the net profit for the fiscal year ending on December 31 of the previous year (“Fiscal Year”), subject to deductions, in the following order, in accordance with law:

- (a) a minimum of five percent (5%) for the Legal Reserve, until it reaches twenty percent (20%) of the registered capital, provided that in the fiscal year in which the balance of the legal reserve added by the capital reserve amounts exceed thirty percent (30%) of the capital stock, it will not be mandatory to allocate part of the net income for the fiscal year to the legal reserve;
- (b) the amounts allocated to Contingency Reserves, if constituted;
- (c) the amount necessary for the payment of the minimum mandatory dividend which, in each Fiscal Year, shall be equivalent to the lowest amount between: (i) twentyfive percent (25%) of the annual net profit adjusted in accordance with article 202 of the Corporations Law; or (ii) ten percent (10%) of the consolidated Operational Cash Flow Generation in the respective Fiscal Year, calculated in accordance with Paragraph 3 of this Article; and
- (d) the balance, if any, shall be allocated in such a way as the Statutory Executive Board of Officers propose and the Board of Directors recommends, and the Shareholders Meeting approves, pursuant to the terms of the Corporations Law, and up to ninety percent (90%) may be allocated to the Capital Increase Reserve, for the purpose of ensuring adequate operational conditions. This reserve may not exceed eighty percent (80%) of the registered capital. The remainder shall be allocated to the Special Reserve under these Bylaws for ensuring continuity of semi-annual distribution of dividends, until such reserve reaches twenty percent (20%) of the registered capital.

§ One – As provided for in article 197 of the Corporations Law and its subparagraphs, in any business year in which the amount of obligatory dividend, calculated in accordance with article 202 of that same law and these Bylaws, exceeds the realized portion of the net profit for the business year, the Shareholders Meeting may, on a proposal by the management bodies, allocate the difference to constitution of a Future Earnings Reserve.

§ Two – Under article 199 of the Corporations Law, the balance of profit reserves, other than the reserves for contingencies and future earnings, may not exceed the registered capital. When this limit is reached the Shareholders Meeting shall decide on the application of the excess amount, either for paying-in or for increase of the registered capital, or in distribution of dividends.

§ Three – For the purposes of calculating the amount to be paid as minimum mandatory dividends set forth in line “c” of Article 26, consolidated “Operational Cash Generation” means the result of the following formula:

$$\text{GCO} = \text{Adjusted EBITDA} - \text{Maintenance Capex}$$

Where:

“GCO” means the consolidated Generation of Operational Cash of the Fiscal Year, expressed in national currency.

“EBITDA” means the net profit of the Fiscal Year of the Company expressed in national currency, before the income tax and social contribution on net income, financial income and expenses, depreciation, amortization and depletion.

“Adjusted EBITDA” means the EBITDA excluding items not recurrent and/or not cash and gains (losses) arising from changes in fair value of sale of the biological assets.

“Maintenance Capex” means the amount, expressed in national currency, of the investments in maintenance executed in the Fiscal Year.

**§ Four** – Upon the resolution of the Shareholders Meeting, the Company may distribute dividends higher than the mandatory dividends set forth in line “c” of this Article.

**§ Five** – The Shareholders Meeting may allocate a participation in the profits to the members of the Board of Directors and the Statutory Executive Board of Officers, in the circumstances and within the form and limits allowed by law.

**Article 27** – On a proposal by the Statutory Executive Board of Officers, approved by the Board of Directors, the Company may pay a compensation to the shareholders, as interest on their equity, up to the limit established by article 9 of Law No. 9,249, December 26, 1995; and in accordance with sub-paragraph 7 of that article any amounts thus disbursed may be deemed part of the obligatory dividend provided for by law and by these Bylaws.

**Article 28** – Interim financial statements shall be prepared on the last day of June of each year, and the Statutory Executive Board of Officers may:

(a) declare a semi-annual dividend, on account of the annual dividend;

---

15

---

(b) raise interim financial statements and declare dividends for shorter periods, on account of the annual dividend, as long as the total of the dividends paid in each half of the business year does not exceed the amount of the capital reserves;

(c) declare interim dividends on account of retained earnings or on account of profit reserves existing in the previous annual or half year financial statements, on account of the annual dividend.

**Article 29** – The annual financial statements shall, obligatorily, be audited by external auditors registered with the CVM. Such auditors shall be chosen and/or dismissed by the Board of Directors, subject, as the case may be, to the terms of paragraph 2 of article 142 of the Corporations Law.

## **CHAPTER VIII TENDER OFFER IN CASE OF ACQUISITION OF RELEVANT INTEREST**

**Article 30** – Any Person (as defined in paragraph one below) solely or jointly with another Bound Person(s), shareholder(s) or not of the Company, which subscribes, acquires or, in any other form, including, without limitation, by means of exchange, conversion, corporate reorganization (including, but not limiting to the merger of the Company and/or of its shares or the merger by the Company of other company or the shares thereof), or even upon acquisition of preemptive rights and/or subscription of shares or other securities issued by the Company convertible into shares or which give the right to its subscription or purchase of shares of the Company, becomes holder, directly or indirectly, in Brazil or offshore, of Relevant Interest (as defined in paragraph one below) the Company shall, within the maximum term of thirty (30) days counting from the date of the event which results in the ownership of the Relevant Interest, launch or, in the case of a registered tender offer in the terms of CVM Rule 361/02, file a registry request before CVM of, an OPA for the acquisition of the totality of the shares issued by the Company, which shall be liquidated in the maximum term of (a) forty eight (48) days counting from the launch of the offer not subject to registration, and (b) one hundred and eighty (180) days counting from the date of registry filing, in the case of an offer subject to registration, in the terms of the law and applicable legislation, except for certain delays which do not arise from any act or omission of the offeror.

**§ One** – For the purposes of these Bylaws:

- (a) "Outstanding Shares" means all shares issued by the Company, except those (i) owned, directly or indirectly, by the controlling shareholder or persons related thereto; (ii) in the Company's treasury; (iii) held by a company controlled by the Company; or (iv) directly or indirectly held by the managers of the Company;
- (b) "Derivatives" means any derivatives liquidated in shares issued by the Company and/or by means of payment in currency, traded on the stock exchange, organized or privately traded, that are referenced in shares or any other security issued by the Company;
- (c) "Other Rights of Corporate Nature" means (i) usufruct or trust on shares issued by the Company, (ii) options to purchase, subscribe or exchange, for any purpose, that may result in the acquisition of shares issued by the Company; or (iii) any other right that permanently or temporarily secures political or shareholder rights over shares issued by the Company, including American Depositary Receipts (ADRs);

- (d) "Relevant Interest" means the amount of shares issued by the Company (or its legal successors) in a percentage equal to or greater than twenty percent (20%) of the total shares issued by it;
- (e) "Person" means any person including, without limitation, any natural or legal person, investment fund, condominium, securities portfolio, universality of rights, or other form of organization, resident, domiciled or headquartered in Brazil or abroad; and
- (f) "Bound Person" means any Person or group of Persons bound by a voting agreement or similar agreement, or acting jointly representing the same interests. Examples of group of persons acting jointly representing the same interests are those (i) that are directly or indirectly controlled or administered by a person belonging to the group of Persons, (ii) who controls or administers, under any form, a Person belonging to the group of Persons, (iii) that is directly or indirectly controlled or administered by any Person who directly or indirectly controls or manages a person who is a member of the Group of Persons, (iv) in which the controlling shareholder of such person belonging to the Group of Persons holds, directly or indirectly, a corporate interest equal to or greater than twenty percent (20%) of the voting capital, (v) in which such Person belonging to the group of persons holds, directly or indirectly, a corporate interest equal to or greater than twenty percent (20%) of the voting capital, or (vi) holds, directly or indirectly, a corporate interest equal to or greater than twenty percent (20%) of the voting capital of the person belonging to the group of Persons.

**§ Two** – The OPA shall be (i) addressed to all shareholders of the Company, (ii) executed in an auction to be held at B3, (iii) launched at the price determined in accordance with the provisions of Paragraph Three below, and (iv) paid at sight, in national currency, against the acquisition in the OPA of shares issued by the Company.

**§ Three** – The acquisition price of each share issued by the Company in the OPA will be the highest of the following values:

- (a) Economic Value to be determined in a valuation report drafted pursuant to § Thirteen and § Fifteen of this article, in compliance with applicable legal and regulatory rules ("Economic Value"); and
- (b) one hundred and forty-five percent (145%) of the highest unit quotation of shares issued by the Company on any stock exchange in which the Company's shares are traded, during the period of twenty-four (24) months prior to the OPA, duly updated by the reference rate of monetary adjustment of the Special Settlement and Custody System – SELIC (or the index that replaces it) up to the time of payment.

**§ Four** – The execution of the OPA mentioned in the *caput* of this Article shall not exclude the possibility of a third party submitting a competing OPA, in accordance with the applicable regulations.

**§ Five** – The Person shall be obliged to comply with any requests or requirements of the CVM regarding the OPA, within the maximum periods prescribed in the applicable regulations.



**§ Six** – In the event that a Person does not comply with the obligations imposed by this Article, including with respect to meeting the maximum terms (i) for the execution of the OPA, or (ii) to attend to any requests or requirements of the CVM, the Company's Board of Directors shall call an Extraordinary General Meeting, in which such Person may not vote, to resolve the suspension of the exercise of the rights of the Person who has not complied with any obligation imposed by this Article, as provided in article 120 of the Corporations Law.

**§ Seven** – Any person who acquires or becomes holder, in Brazil or abroad, of other rights, including (i) Other Rights of Corporate Nature of shares issued by the Company, or that may result in the acquisition of shares issued by the Company, or (ii) Derivatives (a) that give rise to the Company's shares or (b) which give the right to receive the corresponding amount of the Company's shares, which results in such Person becoming a holder of a Relevant Interest, shall be equally obliged to, in the maximum term of 30 (thirty) days as from the date of the event that resulted in the ownership of the Relevant Interest, launch or, in the case of an offer to be registered pursuant to CVM Rule 361/02, file a request for registration with the CVM of an OPA for the acquisition of the totality of the shares issued by the Company, observing the provisions of this Article 30.

**§ Eight** – The obligations contained in article 254-A of the Corporations Law and Article 31 of these Bylaws exclude the fulfillment by the Person holding a Relevant Interest of the obligations contained in this Article.

**§ Nine** – For the purposes of calculating the percentage of twenty percent (20%) of the total of the shares issued by the Company to calculate the Relevant Interest, as described in line "d" of Paragraph One of this Article, will not be computed the involuntary increases of equity interest resulting from cancellation of shares in treasury or redemption of shares.

**§ Ten** – If CVM regulations applicable to the OPA determines the adoption of a calculation criterion for the determination of the acquisition price in the OPA of each share issued by the Company that results in a purchase price higher than that determined in the terms of Paragraph Three above, the acquisition price calculated in accordance with CVM regulations shall prevail at the time of the OPA.

**§ Eleven** – The provisions of this Article 30 do not apply to the direct and indirect controlling shareholders of the Company on September 29, 2017, and to its Successors (defined below).

**§ Twelve** – For the purposes of paragraph eleven of Article 30 above, "Successors" of the direct and indirect controlling shareholders of the Company, their respective spouses, companions, heirs, legatees, assigns and successors who, for any reason, including corporate reorganizations, become holders of the shares (and/or of the voting rights inherent to them) and/or Other Rights of Corporate Nature related to the shares held or which will be held by the direct and indirect controlling shareholders of the Company on September 29, 2017.

**§ Thirteen** - The appraisal report referred to in Paragraph Three of this Article shall be prepared by a specialized institution or company, with proven experience and independent as to the decision-making power of the Company, its managers and controlling shareholder(s). Further, the valuation report shall also satisfy the requirements of paragraphs 1 and 6 of article 8 of the Corporations Law.

**§ Fourteen** - The selection of the institution or specialized company responsible for determining the Economic Value of the Company is an exclusive competence of the Shareholders' Meeting, based on the presentation, by the Board of Directors, of a triple list, provided that the respective resolution, not counting blank votes, shall be approved by a majority of votes of shareholders representing the Outstanding Shares attending such Shareholders' Meeting, which, if installed by the first call notice, shall be attended by shareholders representing at least twenty percent (20%) of the total Outstanding Shares, or, if installed by the second call notice, may count on the presence of any number of shareholders holding Outstanding Shares.

**§ Fifteen** - The costs arising from the preparation of the valuation report shall be borne entirely by the offeror.

## CHAPTER IX SALE OF CONTROL

**Article 31** – The direct or indirect sale of control of the Company, either through a single transaction or through successive transactions, shall be contracted under the condition that the acquirer of the control undertakes to execute the tender offer of shares, which shall



contemplate shares issued by the Company owned by the other shareholders, observing the conditions and terms established in the current legislation, regulations and the Novo Mercado Rules, in order to assure them equal treatment to that given to the selling shareholder.

## CHAPTER X PROCEDURES FOR NEW ACQUISITIONS

**Article 32** – Any Person who holds Outstanding Shares of the Company, in an amount greater than five percent (5%) of the total shares issued by the Company and that wishes to carry out a new acquisition of shares issued by the Company (“New Acquisition”), shall be obliged, prior to each New Acquisition, to communicate in writing to the Company’s Investor Relations Officer, at least three (3) business days prior to the date of the New Acquisition: (i) the number of Outstanding Shares that it intends to acquire; (ii) the intention to acquire; (iii) if it has an interest to appoint a member to the Board of Directors or to the Company’s Audit Board; (iv) the source of the resources that will be used for such acquisition; and (v) the strategic plans related to its investment in the Company.

**§ One** – In addition, the Person characterized in the *caput* of this Article will be obliged to make each New Acquisition in B3, being prohibited to carry out private or over-the counter market trades.

**§ Two** – The Investor Relations Officer is authorized, on his own initiative or in response to a request made by the regulatory bodies, to request that the Company’s shareholders or Group of Shareholders report their direct and/or indirect shareholding composition, as well as the composition of the Its direct and/or indirect control block and, if applicable, the corporate and corporate group, in fact or in law, of which they form part.

---

19

---

**§ Three** – In the event that the Person does not comply with the obligations imposed by this Article, the provisions of Article 30, Seventh Paragraph, above.

## CHAPTER XI LIQUIDATION

**Article 33** – The Company shall enter into liquidation in the circumstances provided for by law, and the Shareholders Meeting shall determine the manner of liquidation and appoint the liquidator who shall function during the period of liquidation.

## CHAPTER XII ARBITRATION PROCEEDING

**Article 34** – The Company, its shareholders, managers and members of the Audit Board, sitting or substitute members, if any, undertake to resolve, through arbitration, before the Market Arbitration Chamber (*Câmara de Arbitragem do Mercado*), pursuant to its regulation or controversies that may arise between them, relating to or arising from their condition as an issuer, shareholder, administrator and/or member of the Audit Board, in special, of the provisions contained in Law No. 6,385/76, the Corporations Law, in these Bylaws, in the rules issued by the National Monetary Council, by the Central Bank of Brazil and by the CVM, as well as in the other rules applicable to the operation of the capital markets in general, in addition to those contained in the Novo Mercado Rules, the other regulations of B3 and the Novo Mercado Listing Agreement.

\*\*\*\*

---

20

---

## DESCRIPTION OF SECURITIES REGISTERED UNDER SECTION 12 OF THE EXCHANGE ACT

As of December 31, 2020, Suzano S.A. (“Suzano,” the “Company,” “we,” “us,” and “our”) had the following classes of securities registered pursuant to Section 12(b) of the Exchange Act:

#	Title of each class	Trading symbol(s)	Name of each exchange on which registered
<b>I.</b>	Our common shares without par value*	SUZB3/ SUZ	NYSE
<b>II.</b>	American Depositary Shares, or ADSs,** each representing two of our common shares	SUZB3/ SUZ	NYSE
<b>III.</b>	4.000% Notes due 2025, issued by Fibria Overseas Finance Ltd.	FBR/25	NYSE
	5.500% Notes due 2027, issued by Fibria Overseas Finance Ltd.	FBR/27	NYSE
	5.250% Notes due 2024, issued by Fibria Overseas Finance Ltd.	FBR/24	NYSE
	6.000% Notes due 2029, issued by Suzano Austria GmbH	SUZ/29	NYSE
	5.000% Notes due 2030, issued by Suzano Austria GmbH	SUZ/30	NYSE
	3.750% Notes due 2031, issued by Suzano Austria GmbH	SUZ/31	NYSE

\* *Not for trading, but only in connection with the registration of ADSs representing such ordinary shares, pursuant to the requirements of the SEC.*

\*\* *Evidenced by American Depositary Receipts, or ADRs.*

Capitalized terms used but not defined herein have the meanings assigned to them in our annual report on Form 20-F for the fiscal year ended December 31, 2020, unless otherwise indicated herein.

### I. COMMON SHARES

The following description of our share capital and certain material provisions of our corporate rules is a summary and does not purport to be complete. It is subject to, and qualified in its entirety by, our bylaws, Brazilian Corporate Law and any other applicable law concerning Brazilian companies, as amended from time to time.

A copy of our bylaws is attached to our annual report as Exhibit 1.1. We encourage you to read our bylaws and the applicable sections of our annual report for additional information.

#### Share Capital

Our capital stock is composed of common shares, all without par value and denominated in *reais*. As of December 31, 2020 our share capital, including shares in treasury, was represented by 1,361,263,584 common shares.

In addition to the negotiation in the U.S., as detailed in item II below, our common shares are negotiated on the B3 (ticker symbols SUZB3). All of our shares are registered in book-entry form on behalf of their holders, without share certificates, and Itaú Corretora de Valores S.A. performs services of safe-keeping and transfer of shares. To make the transfer, Itaú Corretora de Valores S.A. makes an entry in the register, debits the share account of the transferor and credits the share account of the transferee.

Pursuant to CVM regulations, any Brazilian public company’s (i) direct or indirect controlling shareholders, (ii) shareholders who have elected members of such company’s board of directors or fiscal council, as well as (iii) any person or group of persons representing the same interest, in each case that has directly or indirectly acquired or sold an interest that exceeds (either upward or downward) the

threshold of 5%, or any multiple thereof, of the total number of shares of any type or class, must disclose such shareholder's or person's share ownership or divestment, immediately after the acquisition or sale, to the CVM and the B3.

### *Changes to Our Share Capital*

Each of our shareholders has a general preemptive right to subscribe for shares or convertible securities in any capital increase, in proportion to its shareholding, except (i) by sale on a stock exchange or by public subscription, (ii) pursuant to an exchange for shares in a public offer for the acquisition of control, in accordance with the Brazilian Corporate Law, (iii) for subscription of shares in accordance with the special law for tax incentives, (iv) conversion of debentures and other securities into shares, since, in these cases, the preemptive right must be exercised when the security is issued, (iv) in the event of the grant and exercise of any stock option to acquire or subscribe for shares of our capital stock; and (v) in the context of a capital increase derived from merger, merger of shares and/or spin-off implemented according to Brazilian Corporation Law. A minimum period of 30 days following the publication of notice of the issuance of shares or convertible securities is allowed for exercise of the right, and the right is negotiable. However, according to our bylaws, our board of directors can eliminate this preemptive right or reduce the 30-day period in case we issue debentures that are convertible into shares, warrants (*bônus de subscrição*) or shares within the limits authorized by the bylaws and the Brazilian Corporate Law: (i) through a stock exchange or through a public offering or (ii) through an exchange of shares in a public offering to acquire control of another publicly-held company.

Any shareholders' resolution must satisfy the quorum and all other legal requirements established in the Brazilian Corporate Law and in our bylaws. No shareholder is liable to make any further contribution to our capital stock other than with respect to the liability to pay the issue price of the shares subscribed or acquired by such shareholder.

### **Dividends**

Our dividend payments are subject to the provisions of Brazilian Corporate Law, applicable local laws and regulations and our bylaws. Our distributions can include dividends or interest on net equity (*juros sobre capital próprio*). The payment of interest on net equity is subject to withholding income tax, pursuant to Brazilian tax laws, which is not levied upon payments of dividends.

The profits are distributed in proportion to the number of shares owned by each shareholder on the applicable record date.

The Brazilian Corporation Law and our bylaws require that we distribute annually to our shareholders a mandatory minimum dividend, which we refer to as the mandatory dividend, after certain deductions, including accumulated losses and any amounts allocated to employee and management participation, any amount allocated to our legal reserve, and any amount allocated to the contingency reserve and any amount written off in respect of the contingency reserve accumulated in previous fiscal years, in each case in accordance with Brazilian law.

In accordance with article 26 of our bylaws, the minimum mandatory dividend corresponds to the lower of: (i) 25% of the adjusted net profits, and (ii) 10% of the Operating Cash Flow Generation in the relevant fiscal year. The Operating Cash Flow Generation ("GCO") is calculated using the following formula:  $GCO = \text{Adjusted EBITDA} - \text{Maintenance Capex}$ , where "EBITDA" means the net profit of the fiscal year of the Company expressed in national currency, before the income tax and social contribution on net income, financial income and expenses, depreciation, amortization and depletion. "Adjusted EBITDA" means EBITDA excluding items not recurrent and/or not cash and gains (losses) arising from changes in fair value of sale of the biological assets. "Maintenance Capex" means the amount, expressed in national currency, of the investments in maintenance executed in the fiscal year.

Payments of dividends for each fiscal year or payment of interest on net equity must be within 60 days from the shareholders' meeting in which the distribution was approved, unless a shareholders' resolution determines another date, not later than the end of the fiscal year in which such dividend was declared.

The Brazilian Corporation Law permits, however, a company to suspend the mandatory distribution of dividends if its board of directors reports to the shareholders' meeting that the distribution would be incompatible with the financial condition of the company, subject to approval by the shareholders' meeting and review by the fiscal council.

The amounts available for distribution are determined on the basis of financial statements prepared in accordance with the requirements of the Brazilian Corporation Law. In addition, amounts arising from tax incentive benefits or rebates are appropriated to a separate capital reserve in accordance with the Brazilian Corporation Law. This investment incentive reserve is not normally available for distribution, although it can be used to absorb losses under certain circumstances or be capitalized. Amounts appropriated to this reserve are not available for distribution as dividends.

The Brazilian Corporation Law permits a company to pay interim dividends out of preexisting and accumulated profits for the preceding fiscal year or semester, based on financial statements approved by its shareholders. We may prepare financial statements semiannually or for shorter periods. Our board of directors may declare a distribution of dividends based on the profits reported in semiannual financial statements. Our board of directors may also declare a distribution of interim dividends based on profits previously accumulated or in profits reserve, which are reported in such financial statements or in the last annual financial statement approved by resolution taken at a shareholders' meeting.

If any dividend has not been claimed for 3 years after the date such dividend became due for payment, it will be forfeited and will revert to us.

### **Voting Rights**

Our annual shareholders' meeting takes place at our headquarter, in Bahia, Brazil, in April of each year. Additionally, our board of directors or, in some specific situations set forth in Brazilian Corporate Law, our shareholders or our fiscal council, may call our extraordinary shareholders' meetings.

Holders of our common shares are entitled to one voting right for each unit of common shares held.

Generally, the quorum required to hold shareholders' meetings is at least  $\frac{1}{4}$  of our issued and outstanding common shares, except as provided for by Brazilian Corporate Law and our bylaws in relation to decisions regarding certain matters. Decisions are made by simple majority, except where Brazilian Corporate Law or our bylaws provide for a different quorum.

Certain matters require majority quorum for approval, including any amendment to our bylaws and the issuance of new shares. In addition, the appointment of a specialized firm to prepare an appraisal report of our shares in case of cancellation of our registration as a publicly-held company requires a special quorum, pursuant to the terms of B3 regulations.

Under Brazilian Corporate Law, minority shareholders representing at least 5% of our voting capital stock have the right to demand a cumulative voting procedure to elect a member of our board of directors.

### **Restrictions on Non-Brazilian Holders**

There are no restrictions on ownership of our common shares by individuals or legal entities domiciled outside Brazil. Foreign investors may trade their shares through ADSs on the NYSE or directly on the B3.

However, the right to convert dividend payments and proceeds from the sale of common shares into foreign currency and to remit such amounts outside Brazil is subject to exchange control restrictions and foreign investment legislation, which generally require, among other things, obtaining an electronic registration with the Central Bank of Brazil. Nonetheless, any non-Brazilian holder who registers with the CVM may use the dividend payments and proceeds from the sale of shares to buy and sell securities directly on the B3.

### **Liquidation Rights**

We can only be dissolved by shareholders' resolution passed by at least 50% of our share capital. In the event of our liquidation, after payment of all liabilities, the balance of assets available for distribution will be distributed among the shareholders, each receiving a sum on a *pro rata* basis.

### **Right to Withdraw**

Subject to Brazilian Corporate Law, our shareholders have the right to withdraw their equity interests and receive the relevant payment for their shares in case such shareholders are adversely affected by specific resolutions from shareholders' meeting, as well as if after a corporate reorganization involving us, the resulted entity does not negotiate new shares in the secondary market. This withdraw right may be exercised by dissenting or non-voting shareholders, if the relevant resolution is authorized by the vote of at least 50% of voting shares.

The right of withdrawal lapses 30 days after publication of the minutes of the relevant shareholders' meeting. We would be entitled to reconsider any action giving rise to withdrawal rights within 10 days following the expiration of such rights if the withdrawal of shares of dissenting shareholders would jeopardize our financial stability.

Given that our bylaws do not provide for rules to determine any value for redemption, any redemption of shares arising out of the exercise of such withdrawal rights would be made generally based on the book value per share, determined on the basis of the last balance sheet approved by our shareholders. However, if a shareholders' meeting giving rise to redemption rights occurred more than 60 days after the latest approved balance sheet, the shareholders would be entitled to demand that their shares be valued based on a more updated balance sheet.

### **Anti-Takeover Provision**

Any person who, individually or jointly with another person representing the same interests or bound by a voting agreement, subscribes, acquires or in any way becomes a direct or indirect holder in Brazil or elsewhere of a material participation in Suzano's share capital shall, within 30 days of the date of the event that results in such person holding a material participation, commence a public tender offer for all of the outstanding Suzano shares. A material participation is defined in Suzano's bylaws as a stake equal to 20% or more of the total number of Suzano shares.

The price per share of a tender offer in the event of the acquisition of a material participation will correspond to the higher of the following values: (i) the economic value of Suzano Shares determined in a valuation report; and (ii) 145% of the highest price per Suzano Share during the 24-month period prior to the tender offer, corrected by the SELIC rate up to the time of payment.

Carrying out the tender offer above will not exclude the possibility of a third party submitting a competing tender offer, in accordance with applicable law.

For the purposes of calculating the percentage of 20% of the total of shares issued by us, involuntary increases of equity interest resulting from the cancellation of shares in treasury or redemption of shares will not be computed. The tender offer will not be applicable to direct and indirect controlling shareholders on September 29, 2017 and their successors (as defined in our bylaws).

In the event that a person does not comply with the tender offer obligations described above, our board of directors must call an extraordinary shareholders' meeting, in which such person is not allowed to vote, in order to resolve on the suspension of the rights held by such person.

### **Delisting from the Novo Mercado**

According to the new Novo Mercado Listing Rules – applicable as of January 2, 2018 – the withdrawal from the Novo Mercado may be: (i) voluntary; or (ii) mandatory, as a result of the violation of any the rules of the Novo Mercado or the deregistration as publicly-held company.

The withdrawal, however, shall only occur after the launching of a public tender offer for our outstanding shares, which shall (i) follow, as applicable, the CVM regulation that rules that the mandatory tender offer for the deregistration as publicly held company (including the abovementioned possibility to request a second valuation report); and (ii) be launched at a fair price, as appointed in the appraisal

report issued by a specialized institution with proven experience for the purposes of the tender offer; and (iii) be approved by at least one third (1/3) of the shareholders representing the free float that participate in the tender offer auction (whether by selling its shares or expressly agreeing with the withdrawal from the Novo Mercado).

The obligation to launch such public tender offer, however, may be waived by the majority of the shareholders representing our free float present at the shareholders' meeting convened to resolve on that matter. Such shareholders' meeting may be held on first call with the attendance of shareholders representing two thirds (2/3) of the free float or, on second call, with the attendance of any number of shareholders representing the free float.

The withdrawal from the Novo Mercado does not necessarily result in our deregistration as a publicly-held company on the B3. If we participate in a corporate reorganization involving the transfer of its shareholders' base to a company that is not listed in the Novo Mercado, such resulting company or companies must apply for listing on Novo Mercado within one hundred and twenty (120) days from the date of the general shareholders meeting that approved the reorganization, unless the majority of the shareholders representing our free float present at such shareholders' meeting agrees with the non-listing of the resulting company.

Pursuant to the new rules of the Novo Mercado, the voluntary withdrawal shall be preceded by a public tender offer at fair market value. For the withdrawal to move forward, shareholders representing more than one third (1/3) of the outstanding shares shall need to accept the tender offer or expressly agree to delist without selling the shares.

According to the rules of the Novo Mercado, in the event of a transfer of our shareholding control within 12 months following our delisting from the Novo Mercado, the selling controlling shareholder(s) and the acquirer must offer to acquire the remaining shares for the same price and terms offered to the selling controlling shareholders, duly updated, or pay the difference, if any, between the tender offer price accepted by the former shareholders, duly updated, and the price obtained by the controlling shareholder in selling its shares.

### **Delisting as Publicly-Held Company**

Our delisting as publicly-held company shall be conditioned to: (i) the launching of a public tender offer for the acquisition of all of our outstanding shares in accordance with the provisions of Brazilian Corporation Law, the CVM rules and regulations, by us, our controlling shareholders or a group of controlling shareholders and (ii) the acceptance of at least two thirds (2/3) of the shareholders representing the free float that show up at the tender offer auction (whether by selling its shares or expressly agreeing with the delisting), in which case we would become a privately-held company. The price offered for such outstanding shares must at least correspond to the fair value of such shares as set forth in the respective appraisal report issued by a specialized institution with proven experience hired by the offeror for the purposes of the tender offer.

Shareholders holding at least ten percent of the free float of our shares may require our management to call a special shareholders' meeting to determine whether to perform another valuation using the same or a different valuation method. This request must be made within 15 days following the disclosure of the price to be paid for the shares in the public tender offer. If the new valuation price is equal to or lower than the original valuation price, the shareholders making such request as well as those who vote in its favor must reimburse us for any costs incurred in preparing the new appraisal report. If the new valuation price is higher than the original valuation price, the offeror shall then decide whether to proceed with the public tender offer observing the new price or withdraw the tender offer, in which case we will continue to be registered as a publicly-held company.

## **II. AMERICAN DEPOSITARY SHARES**

The following description of the ADSs and certain material provisions of our corporate rules is a summary and does not purport to be complete. It is subject to, and qualified in its entirety by the Deposit Agreement (as defined below), the form of ADS, which contain the terms of the ADSs, and any applicable law, as amended from time to time.

Copies of the Deposit Agreement (as defined below) are available for inspection at the offices of our depositary.

We encourage you to read the Deposit Agreement (defined below), the ADS form and the applicable sections of our annual report for additional information.

## General

In the U.S., we trade ADSs representing our common shares, which are evidenced by ADRs. The ADSs are negotiated on the NYSE. The ADSs representing common shares are traded with ticker symbol SUZ.

The Bank of New York Mellon acts as depositary for our ADSs (“BNYM”). In its capacity, the depositary will register and deliver the ADSs, each representing an ownership interest in one common share deposited with the custodian, as agent of the depositary, under the deposit agreement dated December 10, 2018 between us, the depositary, and registered holders and beneficial owners from time to time of the ADSs (the “Deposit Agreement”), and (ii) any other securities, cash or other property which may be held by the depositary.

The principal executive office of BNYM is currently located at 240 Greenwich Street, New York, New York 10286, United States of America and the office at which the ADSs will be administered is currently located at 101 Barclay Street, New York, New York 10286, United States of America.

You may hold ADSs either directly or indirectly through your broker or other financial institution. If you hold ADSs directly, by having an ADS registered in your name on the books of the depositary, you are an ADS holder. If you hold the ADSs through your broker or financial institution nominee, you must rely on the procedures of such broker or financial institution to assert the rights of an ADS holder described in this section. You should consult with your broker or financial institution to find out what those procedures are.

Holders of ADSs may not be able to exercise the preemptive rights relating to the common shares underlying their ADSs, unless a registration statement under the Exchange Act is effective with respect to those rights.

The depositary will be the holder of the ordinary shares underlying the ADSs. As a holder of ADSs, you will have ADS holder rights, which are set out in the Deposit Agreement. The Deposit Agreement also sets out the rights and obligations of the depositary.

## Share Dividends and Other Distributions

We may make various types of distributions with respect to our common shares, as detailed below. The depositary has agreed that, to the extent practicable, it will pay to ADS holders the dividends or other distributions it or the custodian receives on common shares, making any necessary deductions provided for in the Deposit Agreement. The depositary may utilize a division, branch or affiliate of BNYM to direct, manage and/or execute any public and/or private sale of common shares under the Deposit Agreement. Such division, branch and/or affiliate may charge the depositary a fee in connection with such sales, which fee is considered an expense of the depositary. ADS holders will receive these distributions in proportion to the number of underlying common shares that such ADSs represent. Except as stated below, the depositary will deliver such distributions to ADR holders in proportion to their interests in the following manner:

- **Cash.** The depositary will convert any cash dividend or other cash distribution we pay on the shares into U.S. dollars, if it can do so on a reasonable basis and can transfer the U.S. dollars to the United States. If that is not possible or if any government approval is needed and cannot be obtained, the deposit agreement allows the depositary to distribute the foreign currency only to those ADS holders to whom it is possible to do so. The depositary will hold the foreign currency it cannot convert for the account of the ADS holders who have not been paid. The depositary will not invest the foreign currency and it will not be liable for any interest. Before making a distribution, any withholding taxes, or other governmental charges that must be paid will be deducted. The depositary will distribute only whole U.S. dollars and cents and will round fractional cents to the nearest whole cent. If the exchange rates fluctuate during a time when the depositary cannot convert the foreign currency, ADS holders may lose some of the value of the distribution.
- **Shares.** The depositary may distribute additional ADSs representing any shares we distribute as a dividend or free distribution. The depositary will only distribute whole ADSs. The depositary will sell shares which would require it to deliver a fraction of a ADS (or ADSs representing those shares) and distribute the net proceeds in the same way as it



does with cash. If the depository does not distribute additional ADSs, the outstanding ADSs will also represent the new shares. The depository may sell a portion of the distributed shares (or ADSs representing those shares) sufficient to pay its fees and expenses in connection with that distribution.

- ***Rights to purchase additional shares.*** If we offer holders of our securities any rights to subscribe for additional shares or any other rights, the depository may (i) exercise those rights on behalf of ADS holders, (ii) distribute those rights to ADS holders or (iii) sell those rights and distribute the net proceeds to ADS holders, in each case after deduction or upon payment of its fees and expenses. To the extent the depository does not do any of those things, it will allow the rights to lapse. In that case, ADS holders will receive no value for them. The depository will exercise or distribute rights only if we ask it to and provide satisfactory assurances to the depository that it is legal to do so. If the depository will exercise rights, it will purchase the securities to which the rights relate and distribute those securities or, in the case of shares, new ADSs representing the new shares, to subscribing ADS holders, but only if ADS holders have paid the exercise price to the depository. U.S. securities laws may restrict the ability of the depository to distribute rights or ADSs or other securities issued on exercise of rights to all or certain ADS holders, and the securities distributed may be subject to restrictions on transfer.
- ***Other Distributions.*** The depository will send to ADS holders anything else we distribute on deposited securities by any means it thinks is legal, fair and practical. If it cannot make the distribution in that way, the depository has a choice. It may decide to sell what we distributed and distribute the net proceeds, in the same way as it does with cash. Or, it may decide to hold what we distributed, in which case ADSs will also represent the newly distributed property. However, the depository is not required to distribute any securities (other than ADSs) to ADS holders unless it receives satisfactory evidence from us that it is legal to make that distribution. The depository may sell a portion of the distributed securities or property sufficient to pay its fees and expenses in connection with that distribution. U.S. securities laws may restrict the ability of the depository to distribute securities to all or certain ADS holders, and the securities distributed may be subject to restrictions on transfer. The depository is not responsible if it decides that it is unlawful or impractical to make a distribution available to any ADS holders. We have no obligation to register ADSs, shares, rights or other securities under the Securities Act. We also have no obligation to take any other action to permit the distribution of ADSs, shares, rights or anything else to ADS holders. This means that you may not receive the distributions we make on our shares or any value for them if it is illegal or impractical for us to make them available to you.

The depository is not responsible if it decides that it is unlawful or impractical to make a distribution available to any ADS holders. We have no obligation to register ADSs, shares, rights or other securities under the Securities Act. We also have no obligation to take any other action to permit the distribution of ADSs, shares, rights or anything else to ADS holders. This means that ADS holders may not receive the distributions we make on our shares or any value for them if it is illegal or impractical for us to make them available to you.

### **Deposit, Withdrawal and Cancellation**

The depository will deliver ADSs if investors or their broker deposits shares or evidence of rights to receive shares with the custodian. Upon payment of its fees and expenses and of any taxes or charges, such as stamp taxes or stock transfer taxes or fees, the depository will register the appropriate number of ADSs in the names requested and will deliver the ADSs to or upon the order of the person or persons that made the deposit.

ADS holders may surrender their ADSs to the depository for the purpose of withdrawal. Upon payment of depository's fees and expenses and of any taxes or charges, such as stamp taxes or stock transfer taxes or fees, the depository will deliver the shares and any other deposited securities underlying the ADSs to the ADS holder or a person the ADS holder designates at the office of the custodian. Or, at the ADS holder request, risk and expense, the depository will deliver the deposited securities at its office, if feasible. However, the depository is not required to accept surrender of ADSs to the extent it would require delivery of a fraction of a deposited share or other security. The depository may charge a fee and its expenses for instructing the custodian regarding delivery of deposited securities.



Investors may surrender their ADR to the depository for the purpose of exchanging ADRs for uncertificated ADSs. The depository will cancel that ADR and will send to the ADS holder a statement confirming that the ADS holder is the registered holder of uncertificated ADSs. Upon receipt by the depository of a proper instruction from a registered holder of uncertificated ADSs requesting the exchange of uncertificated ADSs for certificated ADSs, the depository will execute and deliver to the ADS holder an ADR evidencing those ADSs.

The depository may only restrict the withdrawal of deposited securities in connection with the reasons set forth in General Instruction I.A.(1) of Form F-6 under the Securities Act of 1933:

- temporary delays caused by closing our transfer books or those of the depository or the deposit of common or preferred shares in connection with voting at a shareholders' meeting, or the payment of dividends;
- the payment of fees, taxes and similar charges; or
- compliance with any U.S. or foreign laws or governmental regulations relating to the ADRs or to the withdrawal of deposited securities.

This right of withdrawal may not be limited by any other provision of the Deposit Agreement.

### **Voting Rights**

Holders of the ADSs do not have the same voting rights as holders of our shares. Holders of the ADSs are entitled to the contractual rights set forth for their benefit under the Deposit Agreement.

ADS holders may instruct the depository how to vote the number of deposited shares their ADSs represent. If we request the depository to solicit ADS holders voting instructions (and we are not required to do so), the depository will notify you of a shareholders' meeting and send or make voting materials available to you. Those materials will describe the matters to be voted on and explain how ADS holders may instruct the depository how to vote. For instructions to be valid, they must reach the depository by a date set by the depository. The depository will try, as far as practical, subject to the laws of Brazil and the provisions of our bylaws or similar documents, to vote or to have its agents vote the shares or other deposited securities as instructed by ADS holders. If we do not request the depository to solicit your voting instructions, ADS holders can still send voting instructions, and, in that case, the depository may try to vote as you instruct, but it is not required to do so. Except by instructing the depository as described above, ADS holders won't be able to exercise voting rights unless they surrender their ADSs and withdraw the shares. However, ADS holders may not know about the meeting enough in advance to withdraw the shares. In any event, the depository will not exercise any discretion in voting deposited securities and it will only vote or attempt to vote as instructed, as set forth in the amended and restated deposit agreement.

We cannot assure ADS holders that they will receive the voting materials in time to ensure that they can instruct the depository to vote their shares. In addition, the depository and its agents are not responsible for failing to carry out voting instructions or for the manner of carrying out voting instructions. This means that ADS holders may not be able to exercise voting rights and there may be nothing they can do if their shares are not voted as requested. In order to give ADS holders a reasonable opportunity to instruct the depository as to the exercise of voting rights relating to securities deposited with the Depository as part of our ADR program, if we request the Depository to act, we agree to give the depository notice of any such meeting and details concerning the matters to be voted upon at least 45 days in advance of the meeting date.

### **Amendment and Termination**

We may agree with the depository to amend the amended and restated deposit agreement and the ADRs without your consent for any reason. If an amendment adds or increases fees or charges, except for taxes and other governmental charges or expenses of the depository for registration fees, facsimile costs, delivery charges or similar items, or prejudices a substantial right of ADS holders, it will not become effective for outstanding ADSs until 30 days after the depository notifies ADS holders of the amendment. At the time an amendment becomes effective, you are considered, by continuing to hold your ADSs, to agree to the amendment and to be bound by the ADRs and the amended and restated deposit agreement as amended.

The depositary will initiate termination of the deposit agreement if we instruct it to do so. The depositary may initiate termination of the deposit agreement if: (i) 60 days have passed since the depositary told us it wants to resign but a successor depositary has not been appointed and accepted its appointment; (ii) we delist our shares from an exchange on which they were listed and do not list the shares on another exchange; (iii) we appear to be insolvent or enter insolvency proceedings; (iv) all or substantially all the value of the deposited securities has been distributed either in cash or in the form of securities; (v) there are no deposited securities underlying the ADSs or the underlying deposited securities have become apparently worthless; or (vi) there has been a replacement of deposited securities.

If the deposit agreement will terminate, the depositary will notify ADS holders at least 90 days before the termination date. At any time after the termination date, the depositary may sell the deposited securities. After that, the depositary will hold the money it received on the sale, as well as any other cash it is holding under the deposit agreement, unsegregated and without liability for interest, for the pro rata benefit of the ADS holders that have not surrendered their ADSs. Normally, the depositary will sell as soon as practicable after the termination date.

If the depositary is advised by counsel that it could be subject to material legal liability because we failed to provide information required by Brazilian regulators, the depositary may terminate the amended and restated deposit agreement on as little as 15 days' notice.

After the termination date and before the depositary sells, ADS holders can still surrender their ADSs and receive delivery of deposited securities, except that the depositary may refuse to accept a surrender for the purpose of withdrawing deposited securities or reverse previously accepted surrenders of that kind if it would interfere with the selling process. The depositary may refuse to accept a surrender for the purpose of withdrawing sale proceeds until all the deposited securities have been sold. The depositary will continue to collect distributions on deposited securities, but, after the termination date, the depositary is not required to register any transfer of ADSs or distribute any dividends or other distributions on deposited securities to the ADSs holder (until they surrender their ADSs) or give any notices or perform any other duties under the amended and restated deposit agreement except as described in this paragraph.

#### **Limitations on Obligations and Liability to ADS Holders**

Prior to the issue, registration, registration of transfer, split-up, combination, or cancellation of any ADRs, or the delivery of any distribution in respect thereof, and from time to time in the case of the production of proofs as described below, we or the depositary or its custodian may require:

- payment with respect thereto of (i) any stock transfer or other tax or other governmental charge, (ii) any stock transfer or registration fees in effect for the registration of transfers of common shares or other deposited securities upon any applicable register and (iii) any applicable fees and expenses described in the Deposit Agreement;
- the production of proof satisfactory to it of (i) the identity of any signatory and genuineness of any signature and (ii) such other information, including without limitation, information as to citizenship, residence, exchange control approval, beneficial or other ownership of, or interest in, any securities, compliance with applicable law, regulations, provisions of or governing deposited securities and terms of the Deposit Agreement and the ADRs, as it may deem necessary or proper; and
- compliance with such regulations as the depositary may establish consistent with the Deposit Agreement.

The issuance of ADRs, the acceptance of deposits of common shares, the registration, registration of transfer, split-up or combination of ADRs or the withdrawal of common shares, may be suspended, generally or in particular instances, when the ADR register or any register for deposited securities is closed or when any such action is deemed advisable by the depositary.

The Deposit Agreement expressly limits the obligations and liability of the depositary, ourselves and each of our and the depositary's respective agents, provided, however, that no provision of the Deposit Agreement is intended to constitute a waiver or limitation of any

rights which ADR holders or beneficial owners of ADSs may have under the Securities Act of 1933 or the Exchange Act, to the extent applicable. The Deposit Agreement provides that we and the depositary:

- are only obligated to take the actions specifically set forth in the amended and restated deposit agreement without negligence or bad faith, and the depositary will not be a fiduciary or have any fiduciary duty to holders of ADSs;
- are not liable if we are or it is prevented or delayed by law or by events or circumstances beyond our or its ability to prevent or counteract with reasonable care or effort from performing our or its obligations under the amended and restated deposit agreement;
- are not liable if we or it exercises discretion permitted under the amended and restated deposit agreement;
- are not liable for the inability of any holder of ADSs to benefit from any distribution on deposited securities that is not made available to holders of ADSs under the terms of the deposit agreement, or for any special, consequential or punitive damages for any breach of the terms of the amended and restated deposit agreement, or for any;
- have no obligation to become involved in a lawsuit or other proceeding related to the ADSs or the amended and restated deposit agreement on your behalf or on behalf of any other person;
- may rely upon any documents we believe or it believes in good faith to be genuine and to have been signed or presented by the proper person;
- are not liable for the acts or omissions of any securities depository, clearing agency or settlement system; and
- the depositary has no duty to make any determination or provide any information as to our tax status, or any liability for any tax consequences that may be incurred by ADS holders as a result of owning or holding ADSs or be liable for the inability or failure of an ADS holder to obtain the benefit of a foreign tax credit, reduced rate of withholding or refund of amounts withheld in respect of tax or any other tax benefit.

The depositary shall not be a fiduciary or have any fiduciary duty to ADR holders or beneficial owners of ADSs. The depositary shall not be subject to any liability with respect to the validity or worth of the deposited securities, the ADSs or the ADRs. Neither the depositary nor we shall be under any obligation to appear in, prosecute or defend any action, suit, or other proceeding in respect of any deposited securities or in respect of the ADS, on behalf of any ADR holders or beneficial owners of ADSs or other person. Neither the depositary nor we shall be liable for any action or non-action by it in reliance upon the advice of or information from legal counsel, accountants, any person presenting shares for deposit, any ADR holder or beneficial owners of ADSs, or any other person believed by it in good faith to be competent to give such advice or information. Each of the depositary and we may rely, and shall be protected in relying upon, any written notice, request, direction or other document believed by it to be genuine and to have been signed or presented by the proper party or parties. The depositary shall not be liable for any acts or omissions made by a successor depositary whether in connection with a previous act or omission of the depositary or in connection with a matter arising wholly after the removal or resignation of the depositary, provided that in connection with the issue out of which such potential liability arises, the depositary performed its obligations without negligence or bad faith while it acted as depositary. The depositary shall not be liable for the acts or omissions of any securities depository, clearing agency or settlement system in connection with or arising out of book-entry settlement of ADSs or deposited securities or otherwise. In the absence of bad faith on its part, the depositary shall not be responsible for any failure to carry out any instructions to vote any of the deposited securities, the ADSs or the ADRs or for the manner in which any such vote is cast or the effect of any such vote. The depositary shall have no duty to make any determination or provide any information as to our or any liability for any tax consequences that may be incurred by ADR holders or beneficial owners of ADSs as a result of owning or holding ADSs. The depositary shall not be liable for the inability or failure of an ADR holder or beneficial owner of ADSs to obtain the benefit of a foreign tax credit, reduced rate of withholding or refund of amounts withheld in respect of tax or any other tax benefit. No disclaimer of liability under the Securities Act of 1933 is intended by any provision of the deposit agreement.

Additionally, none of us, the depositary or the custodian shall be liable for the failure by any ADR holder or beneficial owner of ADSs to obtain the benefits of credits or refunds of non-U.S. tax paid against such ADR holder's or beneficial owner's income tax liability.

The depositary and its agents may own and deal in any class of securities of our company and our affiliates and in ADSs.

### Books of Depositary

The depositary or its agent will keep books for the registration and transfers of ADSs, which shall be open for inspection by the ADS holders at the depositary's office during regular business hours, provided that such inspection is not for the purpose of communicating with ADS holders in the interest of a business or object other than our or a matter related to the deposit agreement or the ADSs. Such register (and/or any portion thereof) may be closed at any time or from time to time, when deemed expedient by the depositary, and the depositary may also close the issuance book portion of such register when reasonably requested by us solely in order to enable us to comply with applicable law.

The depositary will maintain facilities for the delivery and receipt of ADRs.

### III. DEBT SECURITIES

Each series of guaranteed notes listed on the NYSE and set forth on the cover page to our annual report on Form 20-F for the fiscal year ended December 31, 2020 has been issued by our wholly-owned subsidiaries Fibria Overseas Finance Ltd. ("Fibria Overseas Finance") and Suzano Austria GmbH ("Suzano Austria") themselves and guaranteed by us. Each of these series of notes and related guarantees was issued pursuant to a registration statement and a related prospectus and prospectus supplement (if applicable).

The following table sets forth each relevant series of notes (the "Notes") registered pursuant to Section 12(b) of the Exchange Act:

Series	Date of Issuance	Principal Amount	Principal Payment	Interest	Interest Payment Date	Maturity Date	Indenture	Prospectus Supplement
4.000% Notes due 2025, issued by Fibria Overseas Finance Ltd.	11.14.2017	US\$600 million	Single installment No principal amount payment prior to maturity <sup>(a)</sup>	4.000% per annum (based on a 360-day year of twelve 30-day months)	January 14 and July 14 of each year 1 <sup>st</sup> payment: 1.14.2018	1.14.2025	Base Indenture and First Supplemental Indenture dated 11.14.2017	<a href="#">Prospectus Supplement dated November 9, 2017</a> (To Prospectus dated November 9, 2017)
5.500% Notes due 2027, issued by Fibria Overseas Finance Ltd.	1.17.2017	US\$700 million	Single installment No principal amount payment prior to maturity <sup>(a)</sup>	5.500% per annum (based on a 360-day year of twelve 30-day months)	January 17 and July 17 of each year 1 <sup>st</sup> payment: 7.17.2017	1.17.2027	Base Indenture dated 5.12.2014 and Second Supplemental Indenture dated 1.17.2017	<a href="#">Prospectus Supplement dated January 11, 2017</a> (To Prospectus dated May 1, 2014)
5.250% Notes due 2024, issued by Fibria Overseas Finance Ltd.	5.12.2014	US\$600 million	Single installment No principal amount payment prior to maturity <sup>(a)</sup>	5.250% per annum (based on a 360-day year of twelve 30-day months)	May 12 and November 12 of each year 1 <sup>st</sup> payment: 11.12.2014	5.12.2024	Base Indenture and First Supplemental Indenture dated 5.12.2014	<a href="#">Prospectus Supplement dated May 7, 2014</a> (To Prospectus dated May 1, 2014)
6.000% Notes due 2029, issued by Suzano Austria GmbH	9.20.2018 (reopening: 2.5.2019)	US\$1,750 million (original: US\$1,000 million; and reopening: US\$750 million)	Single installment No principal amount payment prior to maturity <sup>(a)</sup>	6.000% per annum (based on a 360-day year of twelve 30-day months)	January 15 and July 15 of each year 1 <sup>st</sup> payment: 1.15.2019	1.15.2029	Base Indenture dated 9.20.2018, First Supplemental Indenture dated 2.5.2019 and Second Supplemental Indenture dated 8.14.2019	<a href="#">Prospectus dated July 16, 2019</a> (To Prospectus dated June 24, 2019)
5.000% Notes due 2030, issued by Suzano Austria GmbH	5.29.2019	US\$1,000 million	Single installment No principal amount payment prior to maturity <sup>(a)</sup>	5.000% per annum (based on a 360-day year of twelve 30-day months)	January 15 and July 15 of each year 1 <sup>st</sup> payment: 1.15.2020	1.15.2030	Base Indenture dated 5.29.2019 and First Supplemental Indenture dated 8.14.2019	<a href="#">Prospectus dated July 16, 2019</a> (To Prospectus dated June 24, 2019)
3.750% Notes due 2031, issued by Suzano Austria GmbH	9.14.2020	US\$1,250 million (original: US\$750 million and reopening US\$500 million)	Single installment No principal amount payment prior to maturity <sup>(a)</sup>	Initial Rate of Interest: 3.750% per annum Subsequent Rate of Interest: 4.000% per annum (based on a 360-day year of twelve 30-day months)	January 15 and July 15 of each year 1 <sup>st</sup> payment: 1.15.2021	1.15.2031	Base Indenture dated 1.24.2020 and Amended and Restated First Supplemental Indenture dated 11.19.2020	<a href="#">Prospectus dated September 10, 2020</a> and <a href="#">Prospectus dated November 16, 2020</a> (To Prospectus dated June 24, 2020)

*(a) Except in the case of the occurrence of an Event of Default (as such term is defined in the applicable Note) and acceleration of the aggregate outstanding principal amount of the Notes, upon redemption prior to the maturity date.*

The following description of our debt securities and certain material provisions of our prospectus and guaranties is a summary and does not purport to be complete. It is subject to, and qualified in its entirety by the respective indentures, any supplement to such indentures, the instruments representing each series of the Notes and any applicable law, as amended from time to time. Certain terms, unless otherwise defined here, have the meaning given to them in the relevant indenture.

We encourage you to read the indentures governing the Notes, as well as the applicable sections of our annual report for additional information.

### **General**

Any debt securities issued by Suzano Austria or Fibria Overseas Finance is governed by a document called an indenture. The indenture is a contract entered into between any one of us, and a trustee, currently Deutsche Bank Trust Company Americas (the “Trustee”), as well as us, as guarantor and as successor of Fibria Celulose S.A. (“Fibria”). The Trustee has the following main roles:

- (i) first, the trustee can enforce debt securities holders’ rights against us if we default on our obligations under the indenture or the debt securities, although there are some limitations on the extent to which the trustee acts on debt securities holders behalf that are described under “—Events of Default”; and
- (ii) second, the trustee performs administrative duties for the debt securities holders, such as sending payments and notices to debt securities holders.

Suzano Austria will issue debt securities guaranteed by Suzano under an indenture we refer to as the Suzano Austria indenture. Fibria Overseas Finance will issue debt securities guaranteed by Suzano under an indenture we refer to as the Fibria Overseas Finance indenture.

Together or separately, Suzano Austria, Fibria Overseas Finance and us may issue as many distinct series of debt securities under our indentures as are authorized by the corporate bodies that are required under applicable law and our corporate organizational documents to authorize the issuance of debt securities. Specific issuances of debt securities will also be governed by a supplemental indenture, an officer’s certificate or a document evidencing the authorization of any such corporate body. This summary contains material terms of the debt securities that are common to all series and to each of the indentures, unless otherwise indicated in this Exhibit 2.4 and in the prospectus supplement relating to a particular series.

As listed in the table above, until December 31, 2020 we have 6 outstanding series of Notes issued in U.S. dollar, which were all based on the following 4 different indentures, as applicably amended: (i) indenture entered into by Suzano Austria and the Trustee on September 20, 2018 (“2018 Suzano Austria Base Indenture”); (ii) indenture entered into by Suzano Austria and the Trustee on May 29, 2019 (“2019 Suzano Austria Base Indenture”); (iii) indenture entered into by Suzano Austria and the Trustee on January 24, 2020 (“2020 Suzano Austria Base Indenture” and, together with the 2018 Suzano Austria Base Indenture and the 2019 Suzano Austria Base Indenture, the “Suzano Austria Base Indentures”) (iv) indenture entered into by Fibria Overseas Finance and the Trustee on May 12, 2014 (“2014 Fibria Overseas Finance Base Indenture”); and (v) indenture entered into by Fibria Overseas and the Trustee on November 14, 2017 (“2017 Fibria Overseas Finance Base Indenture” and, together with the 2014 Fibria Overseas Finance Base Indenture, “Fibria Overseas Finance Base Indentures”).

In addition, as result of a merger of Fibria into us, on April 1, 2019, we assumed all of Fibria’s obligations under the 2014 Fibria Overseas Finance Base Indenture and the 2017 Fibria Overseas Finance Base Indenture, and terms such as “Suzano,” the “Company,” “we,” “us”

and “our” as used in this Exhibit 2.4 shall refer to Suzano itself, together with its subsidiaries (including Fibria Overseas Finance and Suzano Austria) or as Fibria’s successor, as the case may be.

Each of the indentures and their associated documents contain the full legal text of the matters described herein. We have agreed that New York law governs the indentures and the debt securities. We have filed a copy of all applicable indentures with the SEC as exhibits to our respective registration statements. We have consented in each indenture to the non-exclusive jurisdiction of any U.S. federal court sitting in the borough of Manhattan in the City of New York, New York, United States and any appellate court from any thereof.

### **Types of Debt Securities**

This section summarizes material terms of the debt securities that are common to all series and to the Suzano Austria and Fibria Overseas Finance indentures, unless otherwise indicated in this section or in the prospectus supplement relating to a particular series.

Because this section is a summary, it does not describe every aspect of the debt securities. This summary is subject to and qualified in its entirety by reference to all the provisions of the indentures, including the definition of various terms used in the indentures. For example, we describe the meanings for only the more important terms that have been given special meanings in the indentures.

We may issue original issue discount securities, which are debt securities that are offered and sold at a substantial discount to their stated principal amount. We may also issue indexed securities or securities denominated in currencies other than the U.S. dollar, currency units or composite currencies, as described in more detail in the prospectus supplement relating to any such debt securities. We will describe the U.S. federal income tax consequences and any further specific U.S. federal income tax consequences and any other special considerations applicable to original issue discount, indexed or foreign currency debt securities in the applicable prospectus supplement.

In addition, the material financial, legal and other terms particular to a series of debt securities will be described in the prospectus supplement relating to that series. Those terms may vary from the terms described here. Accordingly, this summary also is subject to and qualified by reference to the description of the terms of the series described in the applicable prospectus supplement.

In addition, the prospectus supplement will state whether we will list the debt securities of the series on any stock exchanges and, if so, which ones.

### *Form, Exchange and Transfer*

The notes will be issued, unless otherwise indicated in the applicable prospectus supplement, in fully registered form without interest coupons, in minimum denominations of U.S.\$200,000, in case of the 2018 Suzano Austria Base Indenture and the 2019 Suzano Austria Base Indenture, or U.S.\$2,000 in case of the Fibria Overseas Finance Base Indentures and any integral multiples of U.S.\$1,000 thereof, and minimum denominations of U.S.\$1,000 in case of the 2020 Suzano Austria Base Indenture and integral multiples thereof. The debt holders may have the debt securities broken into more debt securities of smaller denominations or combined into fewer debt securities of larger denominations, as long as the total principal amount is not changed. This is called an exchange.

Debt holders may exchange or transfer their registered debt securities at the office of the trustee. The Trustee will maintain an office in New York, New York. The trustee acts as our agent for registering debt securities in the names of holders and transferring registered debt securities. The entity performing the role of maintaining the list of registered holders is called the “**security registrar.**” It will also register transfers of the registered debt securities.

Holders will not be required to pay a service charge to transfer or exchange debt securities, but may be required to pay any tax or other governmental charge associated with the registration of transfer or exchange. The transfer or exchange of a registered debt security will only be made if holders have duly endorsed the debt security or provided the security registrar with a written instrument of transfer satisfactory in form to the security registrar.

If we designate additional transfer agents, they will be named in the applicable prospectus supplement. We may cancel the designation of any particular transfer agent. We may also approve a change in the office through which any transfer agent acts or choose to act as our transfer agent.



If the debt securities are redeemable and we redeem less than all of the debt securities of a particular series, we may block the transfer or exchange of debt securities in order to freeze the list of holders to prepare the mailing during the period beginning 15 days before the day we mail the notice of redemption and ending on the day of that mailing. We may also refuse to register transfers or exchanges of debt securities selected for redemption. However, we will continue to permit transfers and exchanges of the unredeemed portion of any debt security being partially redeemed.

### *Payment and Paying Agents*

Debt securities in registered form, will have interest paid to the direct holder listed in the trustee's records at the close of business on a particular day in advance of each due date for interest, even if such holder no longer own the security on the interest due date. That particular day is called the "regular record date" and will be stated in the applicable prospectus supplement.

We will pay interest, principal (and premium, if any) and any other money due on global registered debt securities pursuant to the applicable procedures of the depositary or, if the debt securities are not in global form, at our office or agency maintained for that purpose in New York, New York. We may also choose to pay interest by mailing checks. For the Fibria Overseas Finance Base Indentures, upon application by a holder to the specified office of the trustee or any paying agent not less than 10 business days before the due date for any payment in respect of a debt security, such payment may be made by transfer to a U.S. dollar account maintained by the holder with a bank in New York City. We may also arrange for additional payment offices, and we may cancel or change our use of these offices, including our use of the trustee's corporate trust office. These offices are called "**paying agents.**" We may appoint paying agents outside the United States for a specific issuance of securities. We may also choose to act as our own paying agent.

Regardless of who acts as paying agent, all money that we pay as principal, premium or interest to a paying agent, or then held by us in trust, that remains unclaimed at the end of two years after the amount is due to a direct holder will, subject to any unclaimed property laws, be repaid to us or (if then held in trust) discharged from trust. After that two-year period, direct holders may look only to us for payment and not to the trustee, any other paying agent or anyone else.

### **Notices**

We and the trustee will send notices only to direct holders, using their addresses as listed in the registrar's records. In addition, if the debt securities of a series are listed on a securities exchange, we will provide notice to the holders in accordance with the applicable rules of such exchange.

### **Modification and Waiver**

Each indenture provides several categories of changes that can be made to the indenture and the debt securities issued under that indenture. Such changes may or may not require the consent of the holders, as described below.

1) Changes Requiring Each Holder's Approval. Each indenture provides that there are changes to the indenture that cannot be made without the approval of each holder of the outstanding debt securities affected thereby. Those types of changes include:

- reduce the rate of interest on any debt security or extend the stated maturity of any payment of interest on any debt security;
- reduce the principal amount of any debt security or extend the stated maturity of any payment of principal of (and premium, if any, on) any debt security;
- reduce the amount payable upon the redemption of any debt security (i) for the Fibria Overseas Finance Base Indentures, or change the time at which any debt security may be redeemed; or (ii) for the Suzano Austria Base Indentures, in respect of an optional redemption, change the times at which any debt security may be redeemed or, once notice of redemption has been given, change the time at which it must thereupon be redeemed;
- a change in the currency of any payment on a debt security or its place of payment;
- an impairment of the holder's right to sue for payment of any amount due on a debt security;

- a reduction in the percentage in principal amount of the outstanding debt securities the consent of the holders of which is needed to modify or amend the indenture or a debt security or waive compliance with various provisions of the indenture; and

- Specifically for Fibria Overseas Finance Base Indentures:
  - a waiver of specified defaults in payment of principal of (and premium, if any, on) and interest on a debt security;
  - amend any provisions of the payment obligations under guarantees in a manner that would materially and adversely affect the holders; and
  - make any change in the amendment or waiver provisions which require each holder's consent.

It is not necessary for holders of the debt securities to approve the particular form of any proposed amendment, supplement or waiver, but is sufficient if their consent approves the substance thereof.

Neither Suzano nor any of its subsidiaries or affiliates may, directly or indirectly, pay or cause to be paid any consideration, whether by way of interest, fee or otherwise, to any holder for or as an inducement to any consent, waiver or amendment of any of the terms or provisions of the indentures or the debt securities unless such consideration is offered to be paid or agreed to be paid to all holders of the debt securities that consent, waive or agree to amend such term or provision within the time period set forth in the solicitation documents relating to the consent, waiver or amendment.

2) Changes Not Requiring Approval. Each indenture provides that there are changes to the indenture that do not require any approval by holders of outstanding debt securities under that indenture. Those types of changes include:

- to cure any ambiguity, defect or inconsistency in the indenture or the debt securities;
- to comply with the covenant described under the caption “—Consolidation, Merger or Sale of Substantially All Assets”;
- to evidence and provide for the acceptance of an appointment by a successor trustee;
- to provide for uncertificated debt securities in addition to or in place of Certificated debt securities;
- to provide for any guarantee of the debt securities, to secure the debt securities or to confirm and evidence the release, termination or discharge of any guarantee of or Lien securing the debt securities when such release, termination or discharge is permitted by the indenture;
- to provide for or confirm the issuance of additional debt securities; or
- to make any other change that does not materially, adversely affect the rights of any holder or to conform the indenture to this “Description of the Debt Securities” or the “Description of the Notes” in the applicable prospectus supplement.

3) Changes Requiring a Majority Vote. Each indenture provides that other changes to the indenture and the outstanding debt securities under the indenture requires the approval by the holders of debt securities that together represent a majority of the outstanding principal amount of the particular series affected. This approval would also be required for us to obtain a waiver of all or part of any covenants described below under “—Certain Covenants of Suzano” or in the applicable prospectus supplement, for us to obtain a waiver of a past default, or to rescind or annul a declaration of acceleration with respect to debt securities of any series before a



judgment or decree for payment of the money due has been obtained by the trustee if subject to the conditions described in “Events of Default—Remedies Upon an Event of Default.” The required approval must be given by written consent. However, we cannot obtain a waiver of a payment default or any other aspect of an indenture or the debt securities issued under that indenture described above under “—Changes Requiring Each Holder’s Approval” unless we obtain the consent of all holders of the debt securities issued under that indentures to the waiver.

#### *Further Details Concerning Voting*

Debt securities will not be considered outstanding, and therefore the holders of those debt securities will not be eligible to vote or take other action under the applicable indenture, if we have deposited or set aside in trust for the holders money for their payment or redemption. Debt securities will also not be eligible to vote or take other action under the applicable indenture if they have been defeased as described under “—Defeasance and Discharge.” Debt securities held by us, Suzano Austria, Fibria Overseas or our affiliates are not considered outstanding.

We will generally be entitled to set any day as a record date for the purpose of determining the holders of outstanding debt securities that are entitled to vote or take other action under the applicable indenture. In limited circumstances, the trustee, and not us, will be entitled to set a record date for action by holders. If a record date is set for a vote or other action to be taken by holders of a particular series, that vote or action may be taken only by persons who are holders of outstanding debt securities of that series on the record date and must be taken within 180 days following the record date or another period that we or, if it sets the record date, the trustee may specify. This period may be shortened or lengthened (but not beyond 180 days).

**Street name and other indirect holders should consult their banks or brokers for information on how approval may be granted or denied if we seek to change the indenture or the debt securities or request a waiver.**

#### **Redemption**

Unless otherwise indicated in the applicable prospectus supplement, the debt securities will not be entitled to the benefit of any sinking fund; that is, we will not deposit money on a regular basis into any separate custodial account to repay the debt securities. In addition, other than as set forth in “—Optional Tax Redemption” below, unless otherwise specified in the applicable prospectus supplement, we will not be entitled to redeem the debt securities before their stated maturity.

If the applicable prospectus supplement specifies a redemption date, it will also specify one or more redemption prices, which may be expressed as a percentage of the principal amount of your debt security or by reference to one or more formulae used to determine the redemption price. It may also specify one or more redemption periods during which the redemption prices relating to a redemption of debt securities during those periods will apply.

If the applicable prospectus supplement specifies a redemption commencement date, we may redeem the debt securities at our option at any time on or after that date. If we redeem the debt securities, we will do so at the specified redemption price, together with interest accrued to the redemption date. If different prices are specified for different redemption periods, the price we pay will be the price that applies to the redemption period during which the debt securities is redeemed. If less than all of the debt securities are redeemed at any time, the trustee will authenticate and deliver to the holder of such debt securities without service charge, a new debt security or securities of the same series and of like tenor, of any authorized denomination as requested by such holder, in aggregate principal amount equal to and in exchange for the unredeemed portion of the principal of the debt security so surrendered. If less than all of the debt securities are redeemed, the debt securities to be redeemed will be determined in accordance with the applicable procedures of the depository.

In the event that we exercise an option to redeem any debt securities, we will give to the trustee and the holders written notice of the principal amount of the debt securities to be redeemed, not less than five business days nor more than 60 days for the Suzano Austria Base Indentures or 60 business days for Fibria Overseas Finance Base Indentures, before the applicable redemption date. We will give the notice in the manner described above under “—Notices.”

#### **Optional Tax Redemption**

If, as a result of any change in or amendment to the laws or treaties (or any rules or regulations thereunder) of any Relevant Jurisdiction, or any amendment to or change in an official interpretation, administration or application of such laws, treaties, rules, or regulations (including a holding by a court of competent jurisdiction), which change or amendment or change in official position becomes effective on or after the issue date, or, with respect to a successor, after the date a successor assumes the obligations under the debt securities or the debt securities guarantees, Suzano Austria or Fibria Overseas Finance or their successors have or will become obligated to pay Additional Amounts as described below under “— Payment of Additional Amounts” in excess of the Additional Amounts that Suzano Austria or Fibria Overseas Finance would be obligated to pay if payments were subject to withholding or deduction at a rate of 15% (or at a rate of 25% in case the holder of the debt securities is resident in a tax haven jurisdiction, i.e., countries which do not impose any income tax or which impose it at a maximum rate lower than 20% or where the laws impose restrictions on the disclosure of ownership composition or securities ownership) as a result of the taxes, duties, assessments and other governmental charges described above (the “Minimum Withholding Level”), then we may, at our option, redeem all, but not less than all, of the debt securities of the series so affected, at a redemption price equal to 100% of their principal amount, together with interest and Additional Amounts accrued to the date fixed for redemption, upon publication of irrevocable notice not less than 30 days nor more than 90 days prior to the date fixed for redemption.

No notice of such redemption may be given earlier than 90 days prior to the earliest date on which we would, but for such redemption, be obligated to pay the Additional Amounts above the Minimum Withholding Level, were a payment then due. We shall not have the right to so redeem the debt securities in the event we become obliged to pay Additional Amounts which are less than the Additional Amounts payable at the Minimum Withholding Level. Notwithstanding the foregoing, we shall not have the right to so redeem the debt securities unless: (i) it has taken measures it considers reasonable to avoid the obligation to pay Additional Amounts; and (ii) it has complied with all applicable regulations to legally effect such redemption; provided, however, that for this purpose reasonable measures shall not include any change in Suzano Austria’s or Fibria Overseas Finance’s or any successor’s jurisdiction of incorporation or organization or location of each of their principal executive or registered office.

## **Open Market Purchases**

Subject to any restrictions described in the applicable prospectus supplement, we or our affiliates may at any time purchase debt securities from investors who are willing to sell from time to time, either in the open market at prevailing prices or in private transactions at negotiated prices. Debt securities that we or they purchase may, in our discretion, be held, resold or canceled, but will only be resold in compliance with applicable requirements or exemptions under the relevant securities laws.

## **Payment of Additional Amounts**

Unless otherwise indicated in the applicable prospectus supplement, all payments in respect of the debt securities issued thereunder and the related guarantee, if any, will be made without withholding or deduction for or on account of any present or future taxes, duties, assessments, or other governmental charges of whatever nature imposed or levied by or on behalf of (i) Brazil, (ii) Austria; (iii) the Cayman Islands, or (iii) or any other jurisdiction or political subdivision thereof from or through which a payment is made or in which Suzano Austria or Fibria Overseas Finance (or any successor to each of them) is organized or is a resident for tax purposes having power to tax (a “Relevant Jurisdiction”), unless we are compelled by law to deduct or withhold such taxes, duties, assessments or governmental charges. In such event, Suzano Austria or Fibria Overseas Finance, as applicable, will make such deduction or withholding, make payment of the amount so withheld to the appropriate governmental authority and pay such additional amounts as may be necessary to ensure that the net amounts receivable by holders of debt securities after such withholding or deduction shall equal the respective amounts of principal and interest which would have been receivable in respect of the debt securities in the absence of such withholding or deduction (“Additional Amounts”). Notwithstanding the foregoing, no such Additional Amounts shall be payable:

- i. in respect of any taxes, duties, assessments or governmental charges that would not have been so withheld or deducted but for the existence of any present or former connection between the holder or beneficial owner of the debt securities (or between a fiduciary, settlor, beneficiary, member or shareholder of such holder or beneficial owner, if such holder or beneficial owner is an estate, a trust, a partnership, a limited liability company or a corporation) and the Relevant Jurisdiction, including, without limitation, such holder or beneficial owner (or such fiduciary, settlor, beneficiary, member or shareholder) being or having been a citizen or resident thereof or being or having been engaged in a trade or business or present therein or having, or having had, a permanent establishment therein, other than the mere holding of the debt securities or enforcement of rights and the receipt of payments with respect to the debt securities;

- ii. in respect of debt securities presented for payment more than 30 days after the Relevant Date (as defined below) except to the extent that the holder of such debt securities would have been entitled to such Additional Amounts, on surrender of such debt securities for payment on the last day of such period of 30 days;

- iii. in respect of any taxes, duties, assessments or other governmental charges that would not have been so withheld or deducted but for the failure by the holder, the beneficial owner of the debt securities, or, in the case of amounts payable to the Trustee, the Trustee to (i) make a declaration of non-residence, or any other claim or filing for exemption, to which it is entitled, or (ii) comply with any certification, identification or other reporting requirement concerning the nationality, residence, identity or connection with the Relevant Jurisdiction, if (1) compliance is required by the Relevant Jurisdiction, as a precondition to, exemption from, or reduction in the rate of, the tax, assessment or other governmental charge and (2) the Suzano Austria or Fibria Overseas Finance has given the holders or the Trustee, as applicable, at least 30 days' notice that holders will be required to provide such certification, identification or other requirement; provided that, in no event, shall such holder's, beneficial owner's, or Trustee's requirement to make a valid and legal claim for exemption from or reduction of such taxes require such holder, beneficial owner or the Trustee to provide any materially more onerous information, documents or other evidence than would be required to be provided had such holder, beneficial owner or the Trustee been required to file U.S. IRS Forms W-8 or W-9, as applicable;

- iv. in respect of any estate, inheritance, gift, sales, transfer, capital gains, excise or personal property or similar tax, assessment or governmental charge;

- v. any withholding or deduction that is imposed on the debt securities that is presented for payment, where presentation is required, by or on behalf of a holder who would have been able to avoid such withholding or deduction by presenting such debt securities to another paying agent;

- vi. in respect of any tax, assessment or other governmental charge which is payable other than by deduction or withholding from payments of principal of or interest on the debt securities; or

- vii. in respect of any combination of the above.

In addition, no Additional Amounts shall be paid with respect to any payment on a debt security to a holder who is a fiduciary, a partnership, a limited liability company or other than the sole beneficial owner of that payment to the extent that payment would be required by the laws of the Relevant Jurisdiction to be included in the income, for tax purposes, of a beneficiary or settlor with respect to the fiduciary, a member of that partnership, an interest holder in a limited liability company or a beneficial owner who would not have been entitled to the Additional Amounts had that beneficiary, settlor, member or beneficial owner been the holder.

The prospectus supplement relating to the debt securities may describe additional circumstances in which we would not be required to pay additional amounts.

For purposes of the above, "Relevant Date" means, with respect to any payment on a debt security, whichever is the later of: (i) the date on which such payment first becomes due; and (ii) if the full amount payable has not been received by the Trustee on or prior to such due date, the date on which notice is given to the holders that the full amount has been received by the Trustee.

The applicable prospectus supplement may describe additional circumstances in which we would not be required to pay additional amounts.

Any reference in this document, any prospectus supplement, the indentures or the debt securities to principal, interest or any other amount payable in respect of the debt securities by Suzano Austria or Fibria Overseas Finance or the debt securities guarantees by the guarantor will be deemed also to refer to any Additional Amount, unless the context requires otherwise, that may be payable with respect to that amount under the obligations referred to in this subsection.

Suzano Austria and Fibria Overseas Finance shall promptly pay when due any present or future stamp, court or documentary taxes or any other excise or property taxes, charges or similar levies that arise in any Relevant Jurisdiction from the execution, delivery or registration of each note or any other document or instrument referred to herein or therein except, in certain cases, for taxes, charges or similar levies resulting from certain registrations of transfer or exchange debt securities.

The foregoing obligation will survive termination or discharge of the indentures, payment of the debt securities and/or the resignation or removal of the Trustee or any agent hereunder.

The debt securities are subject in all cases to any tax, fiscal or other law or regulation or administrative or judicial interpretation. Except as specifically provided above, we will not be required to make a payment with respect to any tax, assessment or governmental charge imposed by any government or a political subdivision or taxing authority thereof or therein.

## **Certain Covenants**

### *Limitation on Liens*

Unless otherwise specified in the applicable prospectus supplement, Suzano will not, and will not permit any Subsidiary to, directly or indirectly, incur or permit to exist any Lien securing the payment of Debt on any of its properties or assets, whether owned at the Issue Date or thereafter acquired, other than Permitted Liens, without effectively providing that the debt securities or the debt securities guarantees, as applicable, are secured equally and ratably with (or, if the obligation to be secured by the Lien is subordinated in right of payment to the debt securities or any debt securities guarantees, prior to) the obligations so secured for so long as such obligations are so secured.

### *Limitation on Sale and Leaseback Transactions*

Unless otherwise specified in the applicable prospectus supplement, Suzano will not, and will not permit any Subsidiary to, enter into any Sale and Leaseback Transaction with respect to any Property unless Suzano or such Subsidiary would be entitled to create a Lien on such Property or asset securing the Attributable Debt without equally and ratably securing the debt securities pursuant to the covenant described under the heading “—Limitation on Liens,” in which case, the corresponding Lien will be deemed incurred pursuant to such provision.

### *Repurchase of Debt Securities upon a Change of Control*

Unless otherwise specified in the applicable prospectus supplement, not later than 30 days following a Change of Control that results in a Rating Decline for any series of debt securities, Suzano Austria or Fibria Overseas Finance shall make an Offer to Purchase all outstanding debt securities of such series at a purchase price equal to 101% of the principal amount plus accrued interest to the date of purchase.

An “Offer to Purchase” must be made by written offer, which will specify the principal amount of debt securities subject to the offer and the purchase price. The offer must specify an expiration date (the “expiration date”) not less than 30 days or more than 60 days after the date of the offer and a settlement date for purchase (the “purchase date”) not more than five Business Days after the expiration date. The offer must include information concerning the business of Suzano and its Subsidiaries which Suzano or Suzano Austria or Fibria Overseas Finance in good faith believes will enable the holders to make an informed decision with respect to the Offer to Purchase. The offer will also contain instructions and materials necessary to enable holders to tender debt securities pursuant to the offer.

A holder may tender all or any portion of its debt securities pursuant to an Offer to Purchase, subject to the minimum denomination requirement and the requirement that any portion of a debt security tendered must be in a multiple of U.S.\$1,000 principal amount. Holders are entitled to withdraw debt securities tendered up to the close of business on the expiration date. On the purchase date, the purchase price will become due and payable on each debt securities accepted for purchase pursuant to the Offer to Purchase, and interest on debt securities purchased will cease to accrue on and after the purchase date provided that payment is made available on that date.

We will comply with Rule 14e-1 under the Exchange Act (to the extent applicable) and all other applicable laws and regulations in making any Offer to Purchase, and the above procedures will be deemed modified as necessary to permit such compliance.

We are only required to offer to repurchase the debt securities of a series in the event that a Change of Control results in a Rating Decline for such series. Consequently, if a Change of Control were to occur which does not result in a Rating Decline, Suzano Austria or Fibria Overseas Finance would not be required to offer to repurchase the debt securities of such series. In addition, neither Suzano Austria nor Fibria Overseas Finance will be required to make an Offer to Purchase upon a Change of Control if (1) a third party makes the Offer to Purchase in the manner, at the times and otherwise in compliance with the requirements set forth in the indenture applicable to an Offer to Purchase made by Suzano Austria or Fibria Overseas Finance and purchases all debt securities of such series properly tendered and not withdrawn under the Offer to Purchase, or (2) notice of redemption for all outstanding debt securities of such series has been given pursuant to the indentures as described above under the caption “—Optional Redemption,” unless and until there is a default in payment of the applicable redemption price.

Notwithstanding anything to the contrary contained herein, an Offer to Purchase may be made in advance of a Change of Control, conditioned upon the consummation of such Change of Control, if a definitive agreement is in place for the Change of Control at the time the Offer to Purchase is made.

Certain existing and/or future Debt of Suzano Austria or Fibria Overseas Finance may provide that a Change of Control is a default or require repurchase upon a Change of Control. Moreover, the exercise by the noteholders of their right to require Suzano Austria or Fibria Overseas Finance to purchase the debt securities could cause a default under other debt, even if the Change of Control itself does not, due to the financial effect of the purchase on Suzano Austria or Fibria Overseas Finance. In addition, any remittance of funds outside of Brazil to noteholders or the Trustee may require the consent of the Central Bank, which may not be granted. Our ability to pay cash to the noteholders following the occurrence of a Change of Control may be limited by Suzano Austria’s or Fibria Overseas Finance’s then existing financial resources. There can be no assurance that sufficient funds will be available when necessary to make the required purchase of the debt securities.

Except as described above with respect to a Change of Control, the applicable indenture will not contain provisions that permit the holder of the debt securities to require that Suzano Austria or Fibria Overseas Finance purchase or redeem the debt securities in the event of a takeover, recapitalization or similar transaction.

The provisions under the applicable indentures relating to Suzano Austria’s or Fibria Overseas Finance’s obligation to make an offer to repurchase the debt securities as a result of a Change of Control may be waived or amended as described in “—Modification and Waiver.”

#### *Limitation on Transactions with Affiliates*

Unless otherwise specified in the applicable prospectus supplement,

- Suzano will not, and will not permit any of its Subsidiaries to, directly or indirectly, enter into, renew or extend any transaction or arrangement including the purchase, sale, lease or exchange of property or assets, or the rendering of any service with any
- a) Affiliate of Suzano (a “Related Party Transaction”), except upon fair and reasonable terms no less favorable to Suzano or of its Subsidiaries than could be obtained in a comparable arm’s-length transaction with a Person that is not an Affiliate of Suzano.

- In any Related Party Transaction or series of Related Party Transactions with an aggregate value in excess of US\$20 million (or the equivalent thereof at the time of determination), Suzano must first deliver to the Trustee an Officer’s Certificate to the
- b) effect that such transaction or series of related transactions are on fair and reasonable terms no less favorable to Suzano or such Subsidiary than could be obtained in a comparable arm’s length transaction and is otherwise compliant with the terms of the applicable indenture.

- c) The foregoing paragraphs do not apply to:

- (1) any transaction between Suzano and any of its Subsidiaries or between or among Subsidiaries of Suzano;

- 
- (2) any transaction between Suzano or any of its Subsidiaries, on the one hand, and any joint venture, on the other, on market terms;
  - (3) the payment of reasonable and customary regular fees to directors of Suzano who are not employees of Suzano;
  - (4) any issuance or sale of Equity Interests of Suzano (other than Disqualified Stock);
  - (5) transactions or payments (including loans and advances) pursuant to any employee, officer or director compensation or benefit plans, customary indemnifications or arrangements entered into in the ordinary course of business;
    - transactions pursuant to agreements in effect on the Issue Date and described in the prospectus, as amended, modified or
    - (6) replaced from time to time so long as the amended, modified or new agreements, taken as a whole, are no less favorable to Suzano and its Subsidiaries than those in effect on the date the indentures;
  - (7) any Sale and Leaseback Transaction otherwise permitted under the caption “—Limitation on Sale and Leaseback Transactions” if such transaction is on market terms;
  - (8) transactions with customers, clients, distributors, suppliers or purchasers or sellers of goods or services, in each case in the ordinary course of business and on market terms;
  - (9) the provision of administrative services to any joint venture on substantially the same terms provided to or by Subsidiaries of Suzano; and
  - (10) any guarantee or security granted by an affiliate of Suzano in favor of Suzano or any of its Subsidiaries on market terms

*Consolidation, Merger or Sale of Substantially All Assets*

Unless otherwise specified in the applicable prospectus supplement,

- a) Neither Suzano, Suzano Austria or Fibria Overseas Finance will, in a single transaction or a series of related transactions:
  - consolidate with or merge with or into any Person, or
  - sell, convey, transfer, assign, or otherwise dispose of all or substantially all of its assets (determined on a consolidated basis for Suzano and its Subsidiaries, as the case may be) as an entirety or substantially an entirety, in one transaction or a series of related transactions, to any Person, or
  - permit any Person to merge with or into Suzano or Suzano Austria or Fibria Overseas Finance; in each case unless

- 
- (1) either: (x) Suzano, Suzano Austria or Fibria Overseas Finance, as applicable, is the continuing Person; or (y) the resulting, surviving or transferee Person (the “Successor Company”) is (A) in the event of a merger of Suzano, a corporation organized and validly existing under the laws of Brazil or any political subdivision thereof, the United States of America or any state thereof or the District of Columbia or any other country member of the Organization for Economic Co-operation and Development (“OECD”) or (B) in the event of a merger of the issuer, an entity organized and validly existing under the laws of Austria, the United States of America or any state thereof or the District of Columbia or any other country member of the OECD, and, in each case, expressly assumes by supplemental indenture, executed and delivered to the Trustee, in form as set forth in the applicable indenture or as otherwise satisfactory to the Trustee, all of the obligations of Suzano, Suzano Austria or Fibria Overseas Finance, as the case may be, under the indentures and the debt securities guarantees, as applicable;



(2) immediately after giving effect to such transaction, no Default or Event of Default has occurred and is continuing;

(3) if Suzano is organized under Brazilian law or the issuer is organized under Austrian law or Cayman Islands law, as applicable, and Suzano or the issuer merges with a corporation, or the Successor Company is, organized under the laws of the United States, any State thereof or the District of Columbia or any country member of the OECD, or (ii) if Suzano or the issuer is organized under the laws of the United States, any State thereof or the District of Columbia and merges with a corporation, or the Successor Company is, organized under the laws of Brazil, Austria or the Cayman Islands, as applicable, or any country member of the OECD, then Suzano, the issuer or the Successor Company will have delivered to the Trustee an Opinion of Counsel from each of Brazilian, Austrian or Cayman Islands, as applicable, U.S. and the successor jurisdiction counsel to the effect that, as applicable, the holders of the debt securities will not recognize income, gain or loss for U.S. jurisdiction or Brazilian, Austrian or Cayman Islands jurisdiction, as applicable, or the successor jurisdiction income tax purposes as a result of such transaction; and

(4) Suzano Austria or Fibria Overseas Finance or the Successor Company, as the case may be, delivers to the Trustee an Officer's Certificate and an Opinion of Counsel, each stating that the consolidation, merger or transfer and the supplemental indenture (if any) comply with the indentures;

*provided*, that clause (2) does not apply to the consolidation or merger of Suzano or Suzano Austria or Fibria Overseas Finance with or into any of Suzano's Subsidiaries or the consolidation or merger of a Subsidiary of Suzano with or into Suzano or Suzano Austria or Fibria Overseas Finance.

Suzano shall not sell or otherwise transfer any Equity Interest in Suzano Austria or Fibria Overseas Finance (other than directors' b) qualifying shares) to any other Person other than a Subsidiary of Suzano unless Suzano becomes the direct obligor under the debt securities.

Upon the consummation of any transaction effected in accordance with these provisions, if Suzano or Suzano Austria or Fibria Overseas Finance, as applicable, is not the continuing Person, the Successor Company will succeed to, and be substituted for, and may exercise every right and power of Suzano under the debt securities guarantees, or Suzano Austria or Fibria Overseas Finance c) under the applicable indenture with the same effect as if such successor Person had been named as Suzano or Suzano Austria or Fibria Overseas Finance, as applicable, in the applicable indenture. Upon such substitution, unless the successor is one or more of Suzano's Subsidiaries, Suzano or Suzano Austria or Fibria Overseas Finance, as applicable, will be released from its obligations under the applicable indenture or the debt securities guarantees, as applicable.

#### *Maintenance of Properties*

Unless otherwise specified in the applicable prospectus supplement, Suzano will cause all properties used or useful in the conduct of its business or the business of any of its Subsidiaries to be maintained and kept in good condition, repair and working order as in the judgment of Suzano may be necessary so that the business of Suzano and its Subsidiaries may be properly and advantageously conducted at all times; provided that nothing shall prevent Suzano or any of its Subsidiaries from discontinuing the use, operation or maintenance of any of such properties or disposing of any of them, if such discontinuance or disposal is, in the judgment of Suzano, desirable in the conduct of the business of Suzano and its Subsidiaries taken as a whole.

#### *Substitution of the Issuer*

Without the consent of any holder of the debt securities (and, by purchasing any debt securities, each holder expressly consents to the provisions of this section), Suzano Austria or Fibria Overseas Finance, as the case may be, may be substituted by (a) Suzano or (b) any Wholly Owned Subsidiary of Suzano as principal debtor in respect of the debt securities (in each case, in that capacity, the "Successor Issuer"); provided that the following conditions are satisfied:

a) such documents will be executed by the Successor Issuer, Suzano Austria or Fibria Overseas Finance, as applicable, Suzano and the Trustee as may be necessary to give full effect to the substitution, including (i) a supplemental indenture under which the Successor Issuer assumes all of the obligations of Suzano Austria or Fibria Overseas Finance, as applicable under the applicable indenture and the debt securities and, unless the Guarantor's then existing guarantees remain in full force and effect, substitute guarantees issued

by the Guarantor in respect of the debt securities and (ii) a Subsidiary guarantee by Suzano Austria or Fibria Overseas Finance, as applicable (collectively, the “Issuer Substitution Documents”);

- the Issuer Substitution Documents will contain covenants (i) to ensure that each holder of the debt securities has the benefit of a covenant in terms corresponding to the obligations of Suzano Austria or Fibria Overseas Finance, as applicable, in respect of the payment of Additional Amounts (but replacing references to Austria or Cayman Islands, as applicable, with references to the jurisdiction of organization of the Successor Issuer); and (ii) to indemnify each holder and beneficial owner of the debt securities against all taxes or duties (a) which arise by reason of a law or regulation in effect or contemplated on the effective date of the substitution, which may be incurred or levied against such holder or beneficial owner of the debt securities as a result of the substitution and which would not have been so incurred or levied had the substitution not been made and (b) which are imposed on such holder or beneficial owner of the debt securities by any political subdivision or taxing authority of any country in which such holder or beneficial owner of the debt securities resides or is subject to any such tax or duty and which would not have been so imposed had the substitution not been made;
- b)

- the Successor Issuer will deliver, or cause the delivery, to the Trustee of opinions from counsel reasonably satisfactory to the Trustee in the jurisdiction of organization of the Successor Issuer, Austria or Cayman Islands, as applicable, Brazil and New York as to the validity, legally binding effect and enforceability of the Issuer Substitution Documents, the applicable indenture, the debt securities and the debt securities guarantees and specified other legal matters, as well as an officers’ certificate and opinion as to compliance with the provisions of the applicable indenture, including those provisions described under this section;
- c)

- the Successor Issuer will appoint a process agent in the Borough of Manhattan in The City of New York to receive service of process on its behalf in relation to any legal action or proceedings arising out of or in connection with the debt securities, the applicable indenture and the Issuer Substitution Documents;
- d)

- e) no Event of Default has occurred and is continuing; and

- f) the substitution will comply with all applicable requirements under the laws of the jurisdiction of organization of the Successor Issuer, Austria or Cayman Islands, as applicable, and Brazil for the purpose of such substitution.

Upon the execution of the Issuer Substitution Documents, any substitute guarantee and compliance with the other conditions in the applicable indenture relating to the substitution, the Successor Issuer will be deemed to be named in the debt securities as the principal debtor in place of Suzano Austria or Fibria Overseas Finance, as applicable, any reference in this “Description of the Debt Securities” to Suzano Austria or Fibria Overseas Finance, as applicable shall from then on be deemed to refer to the Successor Issuer and any reference to the country in which Suzano Austria or Fibria Overseas Finance, as applicable is domiciled or resident for taxation purposes shall from then on be deemed to refer to the country of domicile or residence for taxation purposes of the Successor Issuer.

Not later than 10 Business Days after the execution of the Issuer Substitution Documents, the Successor Issuer will give notice thereof to the holders of the debt securities.

Notwithstanding any other provision of the applicable indenture, the Guarantor will (unless it is the Successor Issuer) promptly execute and deliver any documents or instruments necessary or that the Trustee may reasonably request, to ensure that the debt securities guarantees are in full force and effect for the benefit of the holders and beneficial owners of debt securities following the substitution.

### **Defeasance and Discharge**

The following discussion of full defeasance and covenant defeasance will apply to the series of debt securities.



### *Full Defeasance*

We can legally release ourselves from any payment or other obligations on the debt securities, except for various obligations described below (called “full defeasance”), if we, in addition to other actions, put in place the following arrangements for you to be repaid:

- We must irrevocably deposit in trust for debt securities holders benefit and the benefit of all other direct holders of the debt securities a combination of money and non-callable U.S. government or U.S. government agency debt securities or bonds that, in the opinion of a firm of nationally recognized independent public accounts, will generate enough cash without reinvestment to make interest, principal and any other payments, including additional amounts, on the debt securities on their various due dates.
- We must deliver to the trustee a legal opinion of our counsel, based upon a ruling by the U.S. Internal Revenue Service or upon a change in applicable U.S. federal income tax law, confirming that under then current U.S. federal income tax law we may make the above deposit without causing debt securities holders to be taxed on the debt securities any differently than if we did not make the deposit and just repaid the debt securities ourselves.

If we ever did accomplish full defeasance as described above, debt securities holders would have to rely solely on the trust deposit for repayment on the debt securities. Debt securities holders could not look to us for repayment in the unlikely event of any shortfall. Conversely, the trust deposit would most likely be protected from claims of our lenders and other creditors if we ever become bankrupt or insolvent. However, even if we take these actions, a number of our obligations relating to the debt securities will remain. These include the following obligations:

- to register the transfer and exchange of debt securities;
- to replace mutilated, destroyed, lost or stolen debt securities;
- to maintain paying agencies;
- to hold money for payment in trust; and
- to indemnify the trustee according to the terms of the indenture.

### *Covenant Defeasance*

We can make the same type of deposit described above and be released from all or some of the restrictive covenants (if any) that apply to the debt securities of any particular series. This is called “covenant defeasance.” In that event, you would lose the protection of those restrictive covenants but would gain the protection of having money and securities set aside in trust to repay the debt securities. In order to achieve covenant defeasance, we must do the following:

- We must irrevocably deposit in trust for your benefit and the benefit of all other direct holders of the debt securities a combination of money and non-callable U.S. government or U.S. government agency debt securities or bonds that, in the opinion of a nationally recognized firm of independent accountants, will generate enough cash without reinvestment to make interest, principal and any other payments, including additional amounts, on the debt securities on their various due dates.

- We must deliver to the trustee a legal opinion of our counsel confirming that under then current U.S. federal income tax law we may make the above deposit without causing debt securities holders to be taxed on the debt securities any differently than if we did not make the deposit and just repaid the debt securities ourselves.

If we accomplish covenant defeasance, the following provisions of the indenture and/or the debt securities would no longer apply:

- Any covenants applicable to the series of debt securities and described in the applicable prospectus supplement.
- The events of default relating to breach of those covenants being defeased and acceleration of the maturity of other debt, described later under “Events of Default”.

## Events of Default

Each indenture provides that you will have rights if you hold debt securities issued under that indenture and an event of default occurs under that indenture and is not cured or waived, as described later in this subsection and as may be specified in the applicable prospectus supplement.

What is an Event of Default? Each indenture provides that the term “**Event of Default**” with respect to any series of debt securities means any of the following, unless otherwise specified in the applicable prospectus supplement:

- a) failure to pay any interest (or additional amounts, if any) on any of the debt securities of that series on the date when due, which failure continues for a period of 30 days; or failure to pay any principal or premium, if any (or additional amounts, if any), on any of the debt securities of that series on the date when due, which failure continues for a period of 7 days;
- b) Suzano Austria or Fibria Overseas Finance, as applicable, fails to comply with any of its other covenants or agreements in respect of the debt securities of that series or the applicable indenture (other than those referred in the item above) and such failure continues for a period of 60 days after Suzano Austria or Fibria Overseas Finance, as applicable, receives a notice of default from the trustee acting at the written direction of holders of 25% of the principal amount of the outstanding debt securities of the affected series; or by the holders of 25% of the principal amount of the outstanding debt securities of the affected series;
- c) The maturity of any Debt in a total aggregate principal amount of U.S.\$75,000,000 or more is accelerated in accordance with the terms of that Debt, it being understood that prepayment or redemption by Suzano Austria or Fibria Overseas Finance or any of the Significant Subsidiaries thereof, as applicable, of any Debt is not acceleration for this purpose;

- d) One or more final and non-appealable judgments or orders for the payment of money are rendered against Suzano Austria or Fibria Overseas Finance or any of its Subsidiaries, as applicable, and are not paid or discharged, and there is a period of 60 consecutive days following entry of the final and non-appealable judgment or order that causes the aggregate amount for all such final and non-appealable judgments or orders outstanding and not paid or discharged against all such Persons to exceed U.S.\$75,000,000 or the equivalent thereof at the time of determination (in excess of amounts which Suzano’s insurance carriers have agreed to pay under applicable policies) during which a stay of enforcement, by reason of a pending appeal or otherwise, is not in effect;

- e) Suzano pursuant to or within the meaning of any Bankruptcy Law: (1) commences a voluntary case or files a request or petition for a writ of execution to initiate bankruptcy proceedings or have itself adjudicated as bankrupt; (2) applies for or consents to the entry of an order for relief against it in an involuntary case; (3) applies for or consents to the appointment of a custodian of it or for any substantial part of its property; (4) makes a general assignment for the benefit of its creditors; (5) proposes or agrees to an accord or composition in bankruptcy between itself and its creditors; or (6) files for a reorganization of its debts (judicial or extrajudicial recovery);

- f) A court of competent jurisdiction enters an order or decree under any Bankruptcy Law that: (1) is for relief against Suzano in an involuntary case; (2) appoints a custodian of Suzano or for any substantial part of the property of Suzano; (3) orders the winding up or liquidation of Suzano; (4) adjudicates Suzano as bankrupt or insolvent; (5) ratifies an accord or composition in bankruptcy between Suzano and the respective creditors thereof; or (6) grants a judicial or extrajudicial recovery to Suzano, and in the case of any of (1) through (6), the order or decree remains unstayed and in effect for 60 days;

- g) The Guarantee ceases to be in full force and effect, other than in accordance with the terms of the relevant indenture, or Suzano denies or disaffirms its obligations under the Guarantee;

- h) Any event occurs that under the laws of any relevant jurisdiction has substantially the same effect as any of the events referred to in any of items (d), (e) or (f) of this section; or

- i) all or substantially all of the undertaking, assets and revenues of Suzano, Suzano Austria or Fibria Overseas Finance or any of its Subsidiaries that is a Material Subsidiary is condemned, seized or otherwise appropriated by any Person acting under the

authority of any national, regional or local government or the Company, Suzano or any of its Subsidiaries that is a Significant Subsidiary is prevented by any such Person for a period of 60 consecutive days or longer from exercising normal control over all or substantially all of its undertaking, assets and revenues.

An event of default for a particular series of debt securities does not necessarily constitute an event of default for any other series of debt securities issued under the applicable indenture, although the default and acceleration of one series of debt securities may trigger a default and acceleration of another series of debt securities.

The Trustee will not be deemed to have notice of any Default or Event of Default (other than a payment default) unless a written notice of any event which is in fact such a default is received by a Responsible Officer of the Trustee at the Corporate Trust Office of the Trustee, and such notice references the particular Notes and the Indenture.

Remedies upon an Event of Default. If an event of default has occurred and has not been cured, the trustee or the holders of 25% in principal amount of the debt securities of the affected series may declare the entire principal amount of all the debt securities of that series to be due and immediately payable. This is called a declaration of acceleration of maturity. If an event of default occurs because of certain events in bankruptcy, insolvency or reorganization, or an equivalent proceeding under the applicable law, the principal amount of all the debt securities of that series will be automatically accelerated without any action by the trustee, any holder or any other person. A declaration of acceleration of maturity may be canceled by the holders of at least a majority in principal amount of the debt securities of the affected series.

Except in cases of default, where the trustee has some special duties, the trustee is not required to take any action under the indenture at the request of any holders unless the holders offer the trustee satisfactory security or indemnity from expenses and liability. If satisfactory indemnity is provided, the holders of a majority in principal amount of the outstanding debt securities of the relevant series may direct the time, method and place of conducting any lawsuit or other formal legal action seeking any remedy available to the trustee. These same holders may also direct the trustee in performing any other action under the indenture.

Before you bypass the trustee and bring your own lawsuit or other formal legal action or take other steps to enforce your rights or protect your interests relating to the debt securities, the following must occur:

- You must give the trustee written notice that an event of default has occurred and remains uncured.
- The holders of 25% in principal amount of all outstanding debt securities of the relevant series must make a written request that the trustee take action because of the default, and must offer satisfactory indemnity or security to the trustee against the cost and other liabilities of taking that action.
- The trustee must have not taken action for 60 days after receipt of the above notice and offer of indemnity or security.
- The holders of a majority in principal amount of all outstanding debt securities of the relevant series must not have given the trustee a direction during the sixty-day period that is inconsistent with the above notice.

However, you are entitled at any time to bring a lawsuit for the payment of money due on your debt security on or after its due date and if your debt security is convertible or exchangeable into another security to bring a lawsuit for the enforcement of your right to convert or exchange your debt security or to receive securities upon conversion or exchange.

***Street name and other indirect holders should consult their banks or brokers for information on how to give notice or direction to or make a request of the trustee and to make or cancel a declaration of acceleration.***

We will furnish to the trustee within 120 days after the end of our fiscal year every year a written statement of certain of our officers that will either certify that, to the best of their knowledge, we are in compliance with the indenture and the debt securities or specify any default.

#### *Waiver of Defaults*

The holders of not less than a majority in principal amount of the debt securities of any series may waive any default and its consequences for the debt securities of the series, except for defaults which cannot be waived without the consent of each holder. If this happens, the default will be treated as if it had not occurred. No one can waive a payment default, however, without the approval of each holder of the affected series of securities.

***Street name and other indirect holders should consult their banks or brokers for information on how to give notice or direction to or make a request of the trustee and how to waive a default.***

#### **Certain Defined Terms**

“Attributable Debt” means, in respect of a Sale and Leaseback Transaction the present value, discounted at the interest rate implicit in the Sale and Leaseback Transaction, of the total obligations of the lessee for rental payments during the remaining term of the lease in the Sale and Leaseback Transaction.

“Capital Lease” means, with respect to any Person, the obligations of such Person to pay rent or other amounts under a lease of (or other agreement conveying the right to use) real and/or personal property, which obligations are required to be classified and accounted for as a capital lease or liability set forth on a balance sheet of such Person under GAAP. The stated maturity of such obligations shall be the date of the last payment of rent or any other amount due under such lease prior to the first date upon which such lease may be terminated by the lessee without payment of a penalty. The principal amount of such obligations shall be the capitalized amount that would appear on the balance sheet of such Person in accordance with GAAP. Notwithstanding the foregoing, whether or not the lease will be accounted for as a capital lease and the amount of any capital leases shall be determined without giving effect to IFRS 16.

“Capital Stock” means, with respect to any Person, any and all shares, interests, participations, quotas or other equivalents (however designated) of capital stock of a corporation, any and all ownership interests in a Person other than a corporation and any and all warrants or options to purchase any of the foregoing which would be shown as capital stock on the consolidated balance sheet of such Person and its consolidated Subsidiaries prepared in accordance with GAAP but excluding any debt securities convertible into such equity.

“Change of Control” means the consummation of any transaction by which (i) any “person” or “group” (as such terms are used for purposes of Sections 13(d) and 14(d) of the Exchange Act), other than a person or group that includes any one or more of the Permitted Holders, becomes after the date hereof the “beneficial owner” (as such term is used in Rule 13d-3 under the Exchange Act), directly or indirectly, of more than 50% of the total voting power of the outstanding Voting Stock of Suzano or (ii) (x) the Permitted Holders cease to “beneficially own” (as such term is used in Rule 13d-3 under the Exchange Act), directly or indirectly, collectively, at least 50% of the total voting power of the outstanding Voting Stock of Suzano, (y) any “person” or “group” (as such terms are used for purposes of Sections 13(d) and 14(d) of the Exchange Act), other than a person or group that includes any one or more of the Permitted Holders, becomes after the date hereof the “beneficial owner” (as such term is used in Rule 13d-3 under the Exchange Act), directly or indirectly, of a greater percentage of the total voting power of the outstanding Voting Stock of Suzano than the percentage beneficially owned collectively by the Permitted Holders and (z) the Permitted Holders cease to have, directly or indirectly, the power to direct or cause the direction of the management and policies of Suzano or (iii) Suzano shall cease to own, directly or indirectly, at least a majority of the issued and outstanding shares of Voting Stock of the Company or shall cease to have the power, directly or indirectly, to direct or cause the direction of the management and policies of the Company.

“Consolidated Net Tangible Assets” means the total amount of assets of Suzano and its Subsidiaries on a consolidated basis, less current liabilities, less depreciation, amortization and depletion, less goodwill, trade names, trademarks, patents and other intangibles, calculated based on the most recent balance sheet for which internal financial statements are available, all calculated in accordance with Applicable GAAP and calculated on a pro forma basis to give effect to any acquisition or disposition of companies, divisions, lines of businesses or operations by Suzano and its Subsidiaries subsequent to such date and on or prior to the date of determination.

“Debt”

means, with respect to any Person, determined without duplication:

- (1) all indebtedness of such Person for borrowed money;  
all obligations of such Person for the deferred purchase price of Property or services, excluding trade payables arising in the
- (2) ordinary course of such Person’s business, but only if and for so long as such trade payables remain payable on customary trade terms;
- (3) all obligations of such Person evidenced by bonds, debentures, notes or other similar instruments;
- (4) all obligations, contingent or otherwise, of such Person in connection with any securitization of any receivables of such Person;  
all obligations of such Person created or arising under any conditional sale or other title retention agreement with respect to
- (5) Property acquired by such Person (even though the rights and remedies of the borrower or the lender under such agreement in an event of default are limited to repossession or sale of such Property);
- (6) all Capital Lease Obligations and all obligations under “synthetic leases” of such Person;

- (7) all obligations, contingent or otherwise, of such Person in respect of acceptances, letters of credit, financial guaranty insurance policies or other similar instruments, excluding obligations in respect of trade letters of credit or bankers’ acceptances issued in respect of trade accounts payables to the extent not drawn upon or presented, or, if drawn upon or presented, to the extent the resulting obligation of the Person is paid within 10 Business Days;
- (8) all obligations of such Person to redeem, retire, defease or otherwise make any payment in respect of any Capital Stock of such Person;
- (9) all net obligations of such Person in respect of any Hedging Agreements (but without regard to any notional principal amount relating thereto);  
all obligations of such Person to pay the deferred and unpaid purchase price of property or services, all conditional sale
- (10) obligations and all obligations of such person under any title retention agreement, excluding trade payables arising in the ordinary course of business;
- (11) all Debt of other Persons referred to in clauses (1) through (10) above or clause (-) below that is guaranteed by such Person to the extent so guaranteed; and  
all Debt of other Persons referred to in clauses (1) through (11) above secured by (or for which the holder of such Debt has an
- (12) existing right, contingent or otherwise, to be secured by) a Lien on Property of such Person even though such Person has not assumed such Debt.

The amount of Debt of any Person will be deemed to be:

- a) with respect to contingent obligations, the maximum liability upon the occurrence of the contingency giving rise to the obligation;
- b) with respect to Debt secured by a Lien on an asset of such Person but not otherwise the obligation, contingent or otherwise, of such Person, the lesser of (x) the fair market value of such asset on the date the Lien attached and (y) the amount of such Debt;
- c) with respect to any Debt issued with original issue discount, the face amount of such Debt less the remaining unamortized portion of the original issue discount of such Debt;

- d) with respect to any Hedging Agreement, the net amount payable if such Hedging Agreement terminated at that time due to default by such Person; and
- e) otherwise, the outstanding principal amount thereof.

“Default” means an event or condition with respect to a series of Securities that, with the giving of notice, lapse of time or failure to satisfy certain specified conditions, or any combination thereof, would become an Event of Default with respect to the Securities of such series if not cured or remedied.

“Disqualified Equity Interests” means Equity Interests that by their terms or upon the happening of any event are:

- (1) required to be redeemed or redeemable at the option of the holder prior to the Stated Maturity of the debt securities for consideration other than Qualified Equity Interests, or
- (2) convertible at the option of the holder into Disqualified Equity Interests or exchangeable for Debt;

*provided* that Equity Interests will not constitute Disqualified Equity Interests solely because of provisions giving holders thereof the right to require repurchase or redemption upon a “Change of Control” occurring prior to the Stated Maturity of the debt securities if those provisions:

- a) are no more favorable to the holders than the covenant described under the caption “—Repurchase of Debt Securities Upon a Change of Control” and
- b) specifically state that repurchase or redemption pursuant thereto will not be required prior to the issuer’s repurchase of the debt securities as required by the applicable indenture.

“Disqualified Stock” means Capital Stock constituting Disqualified Equity Interests.

“Equity Interests” means all Capital Stock and all warrants or options with respect to, or other rights to purchase, Capital Stock, but excluding Debt convertible into equity.

“Hedging Agreement” means, with respect to any Person, any interest rate protection agreement, any currency or commodity swap, cap or collar agreement, any equity swap, any weather related derivative or any arrangement similar to any of the foregoing entered into by such Person providing for the transfer or mitigation of interest rate, currency, commodity price, equity risks, weather related risks or other risks either generally or under specific contingencies.

“Hedging Obligations” means the obligations of any Person pursuant to any Hedging Agreement.

“Investment Grade” means “BBB-” or higher by S&P, “Baa3” or higher by Moody’s or “BBB-” or higher by Fitch, or the equivalent of such global ratings by S&P, Moody’s or Fitch.

“Lien” means any mortgage, pledge, usufruct, fiduciary transfer (*alienação fiduciária*), charge, encumbrance, lien or other security interest, or any preferential arrangement (including a securitization) that has the practical effect of creating a security interest.

“Material Subsidiary” means, as to any Person, any Subsidiary of such Person which, on any given date of determination, accounts for more than 15% of such Person’s total consolidated assets, as such total assets are set forth on the most recent consolidated financial statements of such Person prepared in accordance with GAAP.

“Permitted Holders” means (a) David Feffer, Daniel Feffer, Jorge Feffer and Ruben Feffer, as well as any of their respective heirs, or (b) an entity that is directly or indirectly controlled by one or more of the Persons listed in clause (a) above.

“Permitted Liens” means:

- (1) any Lien existing on the date of the applicable indenture;

- any Lien on any property or assets (including Capital Stock of any person) securing Debt incurred solely for purposes of financing the acquisition, construction or improvement of such property or assets after the date of the applicable indenture; provided that (a) the aggregate principal amount of Debt secured by the Liens will not exceed (but may be less than) 130% of the cost (i.e., purchase price) of the property or assets so acquired, constructed or improved and (b) the Lien is incurred before, or within 365 days after the completion of, such acquisition, construction or improvement and does not encumber any other property or assets of Suzano or any of its Subsidiaries; and provided, further, that to the extent that the property or asset acquired is Capital Stock, the Lien also may encumber other property or assets of the person so acquired;
- (2)

- any Lien securing Debt incurred for the purpose of financing all or part of the cost of the acquisition, construction or development of a project; provided that the lenders of such Debt expressly agree to limit their recourse in respect of such Debt to assets (including Capital Stock of the project entity) and/or revenues of such project with an aggregate value of not more than the amount of such Debt; and provided, further, that the Lien is incurred before, or within 365 days after the completion of, that acquisition, construction or development and does not apply to any other property or assets of Suzano or any Subsidiary;
- (3)

- any Lien extending, renewing or replacing (or successive extensions, renewals or replacements of), in whole or in part, any Lien referred to in items (1), (2), (3) above, and (6) and (7) below; provided that the principal amount of Debt secured thereby shall not exceed the principal amount of Debt so secured at the time of such extension, renewal or replacement, except for any increase reflecting premiums, fees and expenses in connection with such extension, renewal or replacement;
- (4)

- any Lien existing on any property or assets of any person before that person's acquisition (in whole or in part) by, merger into or consolidation with Suzano or any of its Subsidiaries after the date of the applicable indenture; *provided that* the Lien is not created in contemplation of or in connection with such acquisition, merger or consolidation;
- (5)

- any Lien in favor of issuers of surety bonds or letters of credit issued pursuant to the request of and for the account of Suzano or any of its Subsidiaries in the ordinary course of business;
- (6)

- any Liens granted to secure borrowings from, directly or indirectly, (a) Banco Nacional de Desenvolvimento Econômico e Social—BNDES (including borrowings from any Brazilian governmental bank with funds provided by Brazilian regional funds including Financiadora de Estudos e Projetos — FINEP, Fundo de Desenvolvimento do Nordeste — FDNE, Banco do Nordeste do Brasil and Fundo de Desenvolvimento do Centro Oeste — FCO), or any other Brazilian governmental development bank or credit agency or (b) any international or multilateral development bank or government-sponsored agency, export-import bank or official export-import credit insurer;
- (7)

- any pledge or deposit made in the ordinary course of business in connection with workers' compensation, unemployment insurance or other similar social security legislation;
- (8)

- any deposit to secure appeal bonds, judicial deposits or other similar guarantees in proceedings being contested in good faith to which Suzano or any Subsidiary is a party, good faith deposits in connection with bids, tenders, contracts (other than for the payment of Debt) or leases to which Suzano or any its Subsidiaries is a party or deposits for the payment of rent, in each case made in the ordinary course of business and for which adequate reserves have been made as required in accordance with GAAP;
- (9)

- any Lien imposed by law that was incurred in the ordinary course of business, including, without limitation, carriers', warehousemen's and mechanics' liens, statutory landlord's liens, customary reservations or retentions of title easements, rights of way, defects, zoning restrictions and other similar charges or encumbrances arising in the ordinary course of business, in each
- (10)



case for sums not yet due or being contested in good faith by appropriate proceedings and for which adequate reserves have been made as required in accordance with GAAP;

(11) any Lien or rights of set-off of any Person with respect to any Cash Equivalents on deposit account or securities account of Suzano or any of its Subsidiaries arising in the ordinary course of business in favor of the bank(s) or security intermediary(ies) with which such accounts are maintained, securing only amounts owing to such bank(s) with respect to cash management and operating account arrangements;

(12) any Lien on (i) cash or cash equivalents securing Hedging Agreements or other similar transactions permitted in accordance with this Indenture or (ii) any right, title, interest and claim in, to and under, Hedging Agreements or other similar transactions permitted in accordance with this Indenture, or any proceeds thereof, to secure a given Debt, to the extent that the purpose of such Hedging Agreement is to mitigate risks related to such Debt;

(13) any Lien securing taxes, assessments and other governmental charges or levies, in each case the payment of which is not yet due or is being contested in good faith by appropriate proceedings diligently conducted and for which such reserves or other appropriate provisions, if any, have been established as required by Applicable GAAP;

(14) any Liens on the receivables of Suzano or any of its Subsidiaries securing the obligations of such Person under any line of credit or working capital facility or other credit facility; *provided that* the aggregate amount of receivables securing Debt shall not exceed 80% of Suzano's and its Subsidiaries' aggregate outstanding receivables from time to time;

(15) any encumbrance, security deposit or reserve maintained in the ordinary course of business and required by Applicable Law;

(16) any Lien which arises pursuant to a final judgment(s) that do not constitute an Event of Default;

(17) any Lien securing Debt or other obligations of a Subsidiary of Suzano, Suzano Austria or Fibria Overseas Finance owing to Suzano, Suzano Austria or Fibria Overseas Finance or a Subsidiary thereof;

(18) any Lien on Property or shares of Capital Stock of another Person at the time such other Person becomes a Subsidiary; *provided that*, such Liens may not (i) extend to any Property owned by such Person other than the Property so acquired, or (ii) have been incurred in connection with or in anticipation of such acquisition; and

(19) in addition to the foregoing Liens set forth in clauses (1) through (18) above, Liens securing Debt of Suzano or any of its Subsidiaries which do not in aggregate principal amount, at any time of determination, exceed 17% of Suzano's Consolidated Net Tangible Assets (the "General Liens Basket").

"Person" means any individual, corporation, partnership, limited liability company, joint venture, trust, unincorporated organization, other entity or any government or any agency or political subdivision thereof.

"Qualified Equity Interests" means all Equity Interests of a Person other than Disqualified Equity Interests.

"Qualified Stock" means all Capital Stock of a Person other than Disqualified Stock.

"Rating Decline" means that at any time within 90 days (which period shall be extended so long as the rating of the debt securities is under publicly announced consideration for possible down grade by either Rating Agency) after the earlier of the date of public notice of a Change of Control and of the issuer's intention or that of any Person to effect a Change of Control, (i) in the event the debt securities are assigned an Investment Grade rating by at least two of the Rating Agencies prior to such public notice, the rating of such debt securities by at least two of the Rating Agencies shall be below an Investment Grade Rating; or (ii) in the event such debt securities are not assigned an Investment Grade Rating by at least two of the Rating Agencies prior to such public notice, the rating of such debt securities by at least two of the Rating Agencies shall be decreased by one or more categories, provided that there shall be no Rating Decline to the extent such debt securities continue to have an Investment Grade Rating by at least one of the Ratings Agencies.



“Sale and Leaseback Transaction” means, with respect to any Person, an arrangement whereby such Person enters into a lease of property previously transferred by such Person to the lessor.

“Significant Subsidiary” of any Person means any Subsidiary of Suzano, or any group of Subsidiaries, if taken together as a single entity, that would be a “significant subsidiary” of such Person within the meaning of Rule 1-02 under Regulation S-X promulgated pursuant to the Securities Act.

“Stated Maturity” means (i) with respect to any Debt, the date specified as the fixed date on which the final installment of principal of such Debt is due and payable or (ii) with respect to any scheduled installment of principal of or interest on any Debt, the date specified as the fixed date on which such installment is due and payable as set forth in the documentation governing such Debt, not including any contingent obligation to repay, redeem or repurchase prior to the regularly scheduled date for payment.

“Subsidiary” means with respect to any Person, any corporation, limited liability company, partnership, association or other business entity of which more than 50% of the outstanding Voting Stock is owned, directly or indirectly, by such Person and one or more Subsidiaries of such Person (or a combination thereof).

“U.S. Government Obligations” means obligations issued or directly and fully guaranteed or insured by the United States of America or by any agent or instrumentality thereof, provided that the full faith and credit of the United States of America is pledged in support thereof.

“Voting Stock” of a Person means Capital Stock in such Person having power to vote for the election of directors or similar officials of such Person or otherwise voting with respect to actions of such Person (other than such Capital Stock having such power only by reason of the happening of a contingency).

“Wholly Owned Subsidiary” means, with respect to any corporate entity, any person of which 95 % of the outstanding capital stock (other than qualifying shares, if any) having by the terms thereof ordinary voting power (not dependent on the happening of a contingency) to elect the board of directors (or equivalent controlling governing body) of such person is at the time owned or controlled directly or indirectly by such corporate entity, by one or more wholly-owned subsidiaries of such corporate entity or by such corporate entity and one or more wholly-owned subsidiaries thereof.

## **Guaranty**

Suzano fully, unconditionally and irrevocably guarantees the debt securities issued by Suzano Austria or Fibria Overseas Finance, both being wholly-owned subsidiaries of Suzano, and all obligations due under the related indentures. The following description summarizes the general terms and provisions of the guarantee that is provided by Suzano in the Suzano Austria indenture and the Fibria Overseas Finance indenture. Debt securities holders should read the more detailed provisions of the Suzano Austria indenture and the Fibria Overseas Finance indenture, including the defined terms, for provisions that may be important to debt securities holders. This summary is subject to, and qualified in its entirety by reference to, the provisions of the Suzano Austria indenture and the Fibria Overseas Finance indenture.

Pursuant to the Suzano Austria indenture and the Fibria Overseas Finance indenture, Suzano has fully, irrevocably and unconditionally agreed, from time to time upon the receipt of notice from the trustee that Suzano Austria and/or Fibria Overseas Finance, as the case may be, has failed to make the required payments under a series of debt securities and the Suzano Austria indenture and/or the Fibria Overseas Finance indenture, as the case may be, to make any required payment, whether of principal, interest or any other amounts. The amount to be paid by Suzano under the each of the guarantees will be an amount equal to the amount of the payment Suzano Austria or Fibria Overseas Finance, as applicable, fails to make.

The obligations of Suzano under each of the guarantees will rank:

- equal in right of payment to all other existing and future senior unsecured debt of Suzano subject to certain statutory preferences under applicable law, including labor and tax claims;
- senior in right of payment to Suzano’s subordinated debt; and

- effectively subordinated to the debt and other liabilities (including subordinated debt and trade payables) of Suzano's subsidiaries (other than Suzano Austria and/or Fibria Overseas Finance, as applicable) and jointly controlled companies and to secured debt of Suzano to the extent of the value of the assets securing such secured debt.

We are obligated to make these payments by the expiration of any applicable grace periods under the indentures and the applicable terms of the debt securities. We may have the right to defer our obligation under the guaranty to make payments under certain circumstances described in the applicable prospectus supplement.

Except as otherwise permitted by the guaranty, we have to maintain in effect our corporate existence and to take all actions to maintain all rights, privileges, titles to property, franchises and the like necessary or desirable in the normal conduct of our business, activities or operations.

As long as the Notes are outstanding, we will maintain in the Borough of Manhattan, The City of New York, an office or agency where notices to and demands upon we in respect of the guaranty may be served.

The guarantee shall be governed by the laws of the State of New York.

\*\*\*

## List of Subsidiaries of Suzano S.A.

Subsidiaries	Country of Incorporation
BAHIA PRODUTOS DE MADEIRA S.A.	BRAZIL
CELLUFORCE INC.	CANADA
ENSYN CORPORATION	U.S.
F&E TECHNOLOGIES, LLC	U.S.
F&E TECNOLOGIA DO BRASIL S.A.	BRAZIL
FIBRIA CELULOSE (U.S.A.), INC.	U.S.
FIBRIA OVERSEAS FINANCE LTD	CAYMAN ISLANDS
FIBRIA TERMINAL DE CELULOSE DE SANTOS SPE S.A.	BRAZIL
FUTURAGENE AGRIDEV (XINJIANG) COMPANY LTD.	CHINA
FUTURAGENE BIOTECHNOLOGY (SHANGAI) COMPANY LTD.	CHINA
FUTURAGENE DELAWARE INC.	U.S.
FUTURAGENE HONG KONG LTD.	HONG KONG
FUTURAGENE INC.	U.S.
FUTURAGENE ISRAEL LTD.	ISRAEL
FUTURAGENE LTD	ENGLAND
IBEMA COMPANHIA BRASILEIRA DE PAPEL	BRAZIL
ITACEL – TERMINAL DE CELULOSE DE ITAQUI S.A.	BRAZIL
MAXCEL EMPREENDIMENTOS E PARTICIPAÇÕES S.A.	BRAZIL
MUCURI ENERGÉTICA S.A.	BRAZIL
PAINEIRAS LOGÍSTICA E TRANSPORTES LTDA.	BRAZIL
PORTOCEL – TERMINAL ESPECIALIZADO DE BARRA DO RIACHO S.A.	BRAZIL
PROJETOS ESPECIAIS E INVESTIMENTOS LTDA.	BRAZIL
RIO VERDE PARTICIPAÇÕES E PROPRIEDADE RURAIS S.A.	BRAZIL
SPINNOVA OY	FINLAND
SFBC PARTICIPAÇÕES LTDA.	BRAZIL
STENFAR S.A. INDUSTRIAL COMERCIAL IMPORTADORA Y EXPORTADORA	ARGENTINA
SUZANO CANADA INC.	CANADA
SUZANO INTERNATIONAL TRADE GMBH	AUSTRIA
SUZANO AUSTRIA GMBH	AUSTRIA
SUZANO OPERAÇÕES FLORESTAIS E INDUSTRIAIS S.A.	BRAZIL
SUZANO PULP AND PAPER AMERICA, INC.	U.S.
SUZANO PULP AND PAPER EUROPE S.A.	SWITZERLAND
SUZANO SHANGHAI LTD.	CHINA
SUZANO TRADING LTD.	CAYMAN ISLANDS
SUZANOTRADING INTERNATIONAL	HUNGARY
VERACEL CELULOSE S.A.	BRAZIL
WOP – WOOD PARTICIPAÇÕES LTDA.	BRAZIL



<b>Area:</b>	<b>OMBUDSMAN</b>		
<b>Scope:</b>	<b>SUZANO S/A</b>	<b>Code:</b>	<b>MAN.</b>
<b>Type of Document:</b>	<b>GUIDE</b>	<b>Review:</b>	<b>1.0</b>
<b>Title:</b>	<b>CODE OF CONDUCT</b>	<b>Date:</b>	<b>07/22/2019</b>

## Summary

1 – PRESENTATION	2
2 – GLOSSARY	2
3 – ETHICAL PRINCIPLES	4
4 – CODE OF CONDUCT MANAGEMENT	12
5 – EXTERNAL OMBUDSMAN	14
6 – UNDERTAKING	15



<b>Area:</b>	<b>OMBUDSMAN</b>		
<b>Scope:</b>	<b>SUZANO S/A</b>	<b>Code:</b>	<b>MAN.</b>
<b>Type of Document:</b>	<b>GUIDE</b>	<b>Review:</b>	<b>1.0</b>
<b>Title:</b>	<b>CODE OF CONDUCT</b>	<b>Date:</b>	<b>07/22/2019</b>

## 1 – PRESENTATION

Suzano S.A. is one of the largest business organizations in the Country and its basic principle is to establish quality relationships with all its stakeholders. The responsibility for managing our business involves a broad universe of people and all our relationships must be guided by the highest ethical values.

The purpose of the Code of Conduct is to commit our directors, officers, administrators, managers, shareholders, employees, outsourced employees, suppliers, customers, persons or entities, and interested parties of Suzano S.A. and its subsidiaries and affiliates to the ethical principles that guide our business conduct and disseminate them to our network, and we are committed to transparency, fairness, accountability and corporate responsibility, as well as to guaranteeing human rights within our operations.

To facilitate understanding of some terms that appear in this Code of Conduct, the following Glossary has been prepared:

## 2 – GLOSSARY

### 2.1. Conflict of interests

Any situation in which anyone, as well as your relatives or personal friends, may benefit from the relationship of employee with Suzano S.A. to gain personal advantage or for the benefit of third parties, i.e. decisions in which your particular interests prevail over interests of the Corporation, resulting in personal gain of any kind, direct or indirect, to you, your family members or friends, whether such a decision will cause damages or losses.

## 2.2. Moral harassment

Exposing employees to abusive conduct by one or more people against an individual, often repeatedly and prolonged to coerce, humiliate, disrespect, disparage or embarrass the individual during the workday and in the exercise of duties.

## 2.3. Sexual harassment

Characterized when someone in a privileged position uses this condition to coerce or offer benefits to an employee to gain sexual advantage or favor, in oral, non-oral or physical form, causing disturbance, embarrassment and affecting the dignity of such employee.

## 2.4. Behavioral deviation

Characterized by persistent patterns of socially inappropriate, aggressive or defiant conduct, in violation of social norms or individual rights, which may characterize discomfort or affect image or human rights through gestures, attitudes and comments of discrimination.



<b>Area:</b>	<b>OMBUDSMAN</b>		
<b>Scope:</b>	<b>SUZANO S/A</b>	<b>Code:</b>	<b>MAN.</b>
<b>Type of Document:</b>	<b>GUIDE</b>	<b>Review:</b>	<b>1.0</b>
<b>Title:</b>	<b>CODE OF CONDUCT</b>	<b>Date:</b>	<b>07/22/2019</b>

## 2.5. Fraud

Deliberate and dishonest unlawful action to deceive someone for the purpose of securing self or others' benefit for personal, financial and other advantage.

## 2.6. Sustainable development

It means to satisfy the needs of the current generation, without compromising the ability of future generations, enabling now and in the future to reach a level of satisfaction of social and economic development, reasonably for the use of resources to ensure the preservation of species and the natural habitats.

## 2.7. Corporate Governance

It is the set of practices based on transparency, equality and accountability for acts or matters relating to the management of an organization, with the aim of optimizing results while protecting all stakeholders.

## 2.8. Suzano S.A.

A publicly-held corporation with stocks and other securities listed on the Brazilian and US stock exchanges.

## 2.9. Securities market

It is a regulated system of securities trading, such as stocks, ADRs, debentures, CRAs and bonds formed, among others, by the Stock Exchanges, regulatory bodies such as CVM and SEC, brokerage firms and other authorized financial institutions. Its function is to direct funds for financing to industry, trading and other business activities, rewarding the investor and contributing to the economic growth of the Country.

## 2.10. New Market

Special listing segment in B3 restricted to the trading of stocks of corporations that voluntarily adopt corporate governance practices in addition to those required by Brazilian law. Listing in this special segment implies the adoption of a set of rules to be followed by corporations that expand stockholders' rights, as well as the disclosure of policies and the existence of supervisory and control structures. New Market leads corporations to the highest standard of corporate governance, aiming to ensure greater transparency, equity and accountability to its stockholders. For example, corporations listed in this segment may only issue voting stocks, so-called common stocks (ON).

## 2.11. Relatives

Members are considered family members up to the third degree, either by consanguinity or affinity. The employee's spouse or partner, as well as family members such as parents, stepfather, stepmother, grandparents, great-grandparents, children, stepchildren, grandchildren, great-grandchildren, brothers, uncles, nephews, son-in-law, daughter-in-law, father-in-law, cousins, great-uncles, grandnephews, brothers-in-law and brothers-in-law's husband of the employee and their spouse or partner.



<b>Area:</b>	OMBUDSMAN		
<b>Scope:</b>	SUZANO S/A	<b>Code:</b>	MAN.
<b>Type of Document:</b>	GUIDE	<b>Review:</b>	1.0
<b>Title:</b>	CODE OF CONDUCT	<b>Date:</b>	07/22/2019

## 2.12. Stakeholders

Any person or organization that has a direct or indirect interest or relationship with Suzano S.A. or that may be influenced by its performance. Owners, stockholders, employees, service providers, customers, suppliers, partners, communities, NGOs, associations, creditors, government and society.

## 3 – ETHICAL PRINCIPLES

### 3.1. Corporate Governance

The corporation is managed in a professional manner, in accordance with Suzano S.A.'s organizational principles and good Corporate Governance (1), with the aim of increasing its value, facilitating its access to capital and contributing to its perpetuity.

We act in accordance with the laws, internal rules of procedure and also those established by national and international securities market regulatory bodies. Ignorance of a legal or regulatory obligation cannot be used as a defense against possible consequences of misconduct, so it is the responsibility of all people covered by this document to know and ensure compliance with laws in force and

- rules applicable to the professional activities who perform, presenting behaviors aligned with the highest levels of integrity. In case of doubt, the direct or indirect employee, managing supplier, representative or service provider must always consult Suzano S.A.'s policies, rules and procedures before acting to align understandings with the responsible managers in the Corporation or consult the departments or appropriate sectors at Suzano S.A. to ensure proper performance.

We maintain the confidentiality of all information not yet disclosed to the market and the general public, such as strategic matters, privileged or confidential data not known to the market and the disclosure of which might affect the Corporation's business. Examples

- of this information include: financial results, acquisitions or sales of equity interests, industrial secrecy, and investment, prices, trading actions, market strategies and related matters. For more information see the Material Event or Fact Disclosure Policy, and Information Security Policy.

Suzano S.A. is a publicly-held corporation, with stocks and other securities listed on B3 and the NYSE, subject, therefore, to the

- regulations of the Brazilian Securities Commission (CVM) and the Securities & Exchange Commission (SEC) in the United States. Therefore, it must follow and ensure that its controllers, directors, officers, employees and business partners comply with specific

securities market standards. Given these obligations and following our commitment to the best Corporate Governance practices, we have several policies to be followed, including, without limitation, the Securities Trading Policy.

Confidential information in response to legitimate requests from government authorities or external companies providing or rendering services to the Corporation may be provided only after considering whether it will be treated in confidentiality and after taking appropriate measures to protect its confidentiality. When sending information to governmental authorities, the Corporation's Legal Department must always be consulted.



<b>Area:</b>	<b>OMBUDSMAN</b>		
<b>Scope:</b>	<b>SUZANO S/A</b>	<b>Code:</b>	<b>MAN.</b>
<b>Type of Document:</b>	<b>GUIDE</b>	<b>Review:</b>	<b>1.0</b>
<b>Title:</b>	<b>CODE OF CONDUCT</b>	<b>Date:</b>	<b>07/22/2019</b>

We do not use such information for our own or third party's benefit. If we are required to disclose it by force of law or court order, we will inform our immediate superior in advance and restrict it to the minimum necessary to comply with such order.

We do not accept, in any situation or circumstance, the promise, offer, authorization, encouragement and/or consent of any asset of value or advantage, financial or otherwise, to a Public Employee or any other person for the purpose of influencing decisions affecting Corporation's business and/or implying personal gains, or for the purpose of obtaining proprietary and/or confidential information about business opportunities, market activities, including information about competitors or bids, or that is designed as a means of gratitude to decision taken for the improper benefit of Suzano. See Anti-Corruption Policy.

We value healthy relationships with government and compliance with legislation and regulatory agencies. We respect the guidelines of national and international anti-corruption laws and act in conformity with good corporate practices. For more information, see the current Policy.

(1) In 2017, Suzano S.A. joined B3 S.A.'s New Market listing segment - Brazil, Stock Exchange, Counter OTC ("New Market").

### 3.2. Integrity

We carry out our activities correctly and honestly, preserving and strengthening our moral and ethical principles.

We perform our functions to the best of our ability, making efforts to achieve the goals set by Suzano S.A.

We only accept gifts and donations that are part of the communication strategy of our customers, partners or suppliers and that are widely distributed to people with whom the corporation or institution has business relationships. We act with common sense in receiving gifts whose values are inappropriate for a professional relationship, and obey the limits set by the corporation.

We offer gifts and donations to Suzano S.A customers, partners and suppliers always in accordance with our relationship strategy and within the limits established by the corporation.





<b>Area:</b>	<b>OMBUDSMAN</b>		
<b>Scope:</b>	<b>SUZANO S/A</b>	<b>Code:</b>	<b>MAN.</b>
<b>Type of Document:</b>	<b>GUIDE</b>	<b>Review:</b>	<b>1.0</b>
<b>Title:</b>	<b>CODE OF CONDUCT</b>	<b>Date:</b>	<b>07/22/2019</b>

Giveaways, gifts, and institutional invitations may be practices of kindness and courtesy accepted within a business relationship, but require care. For offering or receiving anywhere in the world, a rigorous analysis of each situation is essential, considering issues such as the nature of courtesy, values involved, context, applicable local laws and frequency. Very frequent gifts can be misunderstood and should be avoided. Giveaways, gifts and invitations extended to companions and/or that do not fit the premises expressed in this Code and the criteria and limits set forth in the Corporation's Anti-Corruption Policy shall be refused and returned to the sender, informing the Suzano's conduct with respect to this practice. Suzano's decision-making processes shall not include any benefit or advantage offered, such as gifts, courtesies, entertainment, philanthropic donations and hospitality benefits.

- The Corporation's employees may not engage in outside activities, such as consulting or holding positions in organizations with conflicting interests or doing business with Suzano.
- Corporate, personal or spousal or family relationships with Suzano suppliers or competitors are also not accepted if the position held by the employee or manager confers on him or her the power to influence transactions or allow access to confidential information.

The employee who holds positions (paid or unpaid) in external entities and also the employee who has a spouse or family member who works at Suzano or who works with competitors, suppliers, customers, governmental agencies or non-profit institutions that relate to the Corporation shall, as early as possible, communicate the fact in writing (by means of the Conflict of Interest Statement Form) to the immediate leadership, who will evaluate any conflicts of interest together with the Human Resources Department, and if applicable, the Ethics Area and Ombudsman.

- In the event of a possible conflict of interest, the Corporation's directors must also report the fact to the Ethics department and Ombudsman for the appropriate analyzes and resolutions with the Statutory Audit Committee.
- Representatives, suppliers and service providers must also do so formally (in writing), in this case directly to the contract manager.
- The organization does not allow maintaining or employing any parents or relatives by affinity in functions in which there is a direct hierarchical relationship, in interdependent or related functions, or in response to the same immediate superior.
- The Corporation's manager, supplier, service provider or representative must promptly declare himself/herself conflicted and prevented from participating in the ongoing discussion or even voting on the matter in which he/she has a conflict of interest, including withdrawing from a possible meeting where the discussion is taking place, thus ensuring the proper independence and transparency of the process.
- Situations that may lead to conflicts of interest not explained in this Code must be reported to the immediate leadership for proper guidance.



<b>Area:</b>	<b>OMBUDSMAN</b>		
<b>Scope:</b>	<b>SUZANO S/A</b>	<b>Code:</b>	<b>MAN.</b>
<b>Type of Document:</b>	<b>GUIDE</b>	<b>Review:</b>	<b>1.0</b>
<b>Title:</b>	<b>CODE OF CONDUCT</b>	<b>Date:</b>	<b>07/22/2019</b>

- We immediately communicate to our superiors any business act or transaction under our responsibility involving corporations where our Relatives work.

- We communicate to our superiors any interests in corporations held by us or our Relatives and friends, as well as commercial, financial or economic interests that may generate Conflict of Interest.

It is important to formalize in writing any conflicts of interest that involve relationships with employees or relatives with Suzano or who work with competitors, suppliers, customers, governmental agencies or non-profit institutions that relate to the Corporation, using the form available at intranet.

- We do not hire or encourage the hiring of Relatives or any person with whom we maintain a personal relationship as a subordinate or service provider, without informing our immediate superior and the human resources department in advance.
- We act with utmost caution and care when dealing with information and facts whose disclosure could damage Suzano S.A's image.
- Suzano respects the legislation and the authorities of all levels of government.

Whenever a claim is filed by a government representative, including inspection proceedings, the direct or indirect employee must submit it to the Legal Area prior to any referral. If a "search warrant" is filed to a direct or indirect employee, he or she must cooperate, however, by immediately contacting the Legal Area for prior guidance on how to proceed and for appropriate assistance.

- The submission of information must be complete, prompt and sufficient to clarify the issue, in order to comply strictly with applicable standards. Consideration should be given to whether the information provided is "confidential" and that appropriate measures have been taken to protect its confidentiality. The Corporation's Legal Management must be consulted to provide the necessary assistance.

Whether through its direct or indirect employees, managers, representatives, suppliers and service providers, Suzano prohibits making payment as bonuses or offering any advantage, gifts or hospitality to public or government employees, as well as their representatives, to expedite licenses, routine services or administrative actions, as well as to obtain favorable decisions of any nature to the Corporation or to obtain particular advantages.

- Employees must not use Suzano's name in dealing with personal matters of any kind in their relationship with the government.

Exhibit 11.1



<b>Area:</b>	<b>OMBUDSMAN</b>		
<b>Scope:</b>	<b>SUZANO S/A</b>	<b>Code:</b>	<b>MAN.</b>
<b>Type of Document:</b>	<b>GUIDE</b>	<b>Review:</b>	<b>1.0</b>
<b>Title:</b>	<b>CODE OF CONDUCT</b>	<b>Date:</b>	<b>07/22/2019</b>

- We treat conflicts of an ethical nature and misconduct with absolute confidentiality from the opening of the report until its investigation and conclusion.
- We deal with appropriate confidentiality with strategic information about our suppliers, customers, service providers and business partners.
- We maintain a healthy relationship with our stakeholders and know the limits and guidelines for exchanging or providing gifts, donations, meals, entertainment or travel. For more information, see the current Anti-Corruption Policy.

- The building and strengthening of Suzano's image and reputation are also achieved through our dialogue and behavior with the people with whom we relate. For this purpose, our actions inside and outside the Corporation must always be in line with Suzano's principles and values.
- Suzano's image and reputation management must follow the position defined by the Board of Directors, under the guidance of Corporate Brand and Communication management.
- Suzano works to establish a harmonious and honest relationship with the communities in which it operates, respecting the well-being of the people living in its surroundings and respecting sustainable local development.
- Investment in social, cultural and environmental projects must be guided by the actual demands of the communities, in addition to being aligned with the Corporation's guidelines and internal policies, so as to fully comply with projects effectively committed to promoting social inclusion, improving quality of life and environmental conservation.
- Charitable, support or sponsorship contribution to influence business decisions or to meet direct or indirect personal benefits of any kind is prohibited.

### 3.3. Equality

We treat with respect, dignity and attention all those with whom we relate inside or outside Suzano S.A.

- We value diversity without discrimination of any kind, race, color, political belief, gender, religion, gender, sex, sexual orientation, age, place of birth and disability, among others.

Exhibit 11.1



<b>Area:</b>	<b>OMBUDSMAN</b>	<b>Code:</b>	<b>MAN.</b>
<b>Scope:</b>	<b>SUZANO S/A</b>	<b>Review:</b>	<b>1.0</b>
<b>Type of Document:</b>	<b>GUIDE</b>	<b>Date:</b>	<b>07/22/2019</b>
<b>Title:</b>	<b>CODE OF CONDUCT</b>		

- In recruitment, selection and promotion processes, candidates must be evaluated solely for their skills and conditions of meeting the job expectations, and decisions based on prejudice, favoritism or even privileges of any kind will not be accepted.
- We guarantee equal opportunities and seek to develop lasting and quality relationships based on mutual respect and trust.
- We operate with transparency and agility in our relationship with our stakeholders, honoring our commitments.
- We disapprove of any form of embarrassment and intimidation, such as verbal, physical or psychic violence, as well as any forms of harassment that are unacceptable and will be punished.
- We ensure free expression of thought at all levels.
- We encourage creativity and innovation by encouraging the exchange of experiences and the sharing of ideas and challenges.
- We value the safety of people, facilities and processes, well-being at work, health and care for the environment.
- All employees must report potential safety, health or environmental hazards, whether direct or indirect employee, as well as the suppliers and service providers must be familiar with health, safety and environmental policies, procedures and practices

and comply with them rigorously, and in emergency situations, must inform management, and only official spokespersons must communicate the fact to communities and authorities.

- The evaluations of our employees are based on meritocracy, consistent deliveries and adherence to our directors. These are addressed privately to the person himself, thus avoiding the spread of opinions that may damage their image.
- In recruitment, selection and promotion processes, candidates must be evaluated solely for their skills and conditions of meeting the job expectations, and decisions based on prejudice, favoritism or even privileges of any kind will not be accepted.

The building and strengthening of Suzano's image and reputation are also achieved through our dialogue and behavior with

- the people with whom we relate. For this purpose, our actions inside and outside the Corporation must always be in line with Suzano's directors.

Exhibit 11.1



<b>Area:</b>	<b>OMBUDSMAN</b>		
<b>Scope:</b>	<b>SUZANO S/A</b>	<b>Code:</b>	<b>MAN.</b>
<b>Type of Document:</b>	<b>GUIDE</b>	<b>Review:</b>	<b>1.0</b>
<b>Title:</b>	<b>CODE OF CONDUCT</b>	<b>Date:</b>	<b>07/22/2019</b>

### 3.4. Transparency

Our relationships are conducted clearly and truthfully.

- We maintain permanent communication and we are true and objective in disclosing information to society and the press.
- We are aware of Suzano S.A.'s conduct in promoting open, loyal and constructive dialogue with employers 'and workers' representative bodies, based on the principles of freedom of association and respect for plurality of ideas.

Contacts with the Press will be promoted exclusively by spokespersons designated by the Corporation, with guidance from the

- Communication area. It is therefore prohibited for unauthorized persons to contact or provide information to the Press on behalf of Suzano.
- Use and protection of the Corporation's properties:
  - Suzano's properties, equipment, facilities and other assets are made available to its employees, third parties, managers and representatives appointed by it for their exclusive use in the Corporation's operations and formally approved by the manager or responsible sector.
  - It is everyone's responsibility to ensure the proper use and conservation of the Corporation's assets placed under their custody.
  - Electronic systems and computer resources are available to direct and indirect employees, managers, representatives, suppliers or service providers for the proper performance of their duties.

Specifically regarding the use of the Internet, its access through the computer resources connected to the Corporation's network is primarily intended for Suzano's purposes. If its use for personal purposes is really necessary, it must occur with extreme moderation, always respecting the rules, policies and procedures of the Corporation and never undermining the proper conduct of activities. Suzano's use of electronic mail is intended solely for corporate purposes and is related to the activities of the direct

or indirect employee, supplier, service provider, manager or representative designated by the Corporation and must be used in accordance with internal procedures established in related documents, such as the Information Security Policy.

- The exchange, redemption, storage, use of obscene, pornographic, violent, discriminatory, racist or defamatory content that violates any individual or entity and is contrary to Suzano's policies and interests is prohibited.
- The password for access to systems is for personal use only, and is not allowed to be granted to third parties, even to a co-worker.

Exhibit 11.1



<b>Area:</b>	<b>OMBUDSMAN</b>	<b>Code:</b>	<b>MAN.</b>
<b>Scope:</b>	<b>SUZANO S/A</b>	<b>Review:</b>	<b>1.0</b>
<b>Type of Document:</b>	<b>GUIDE</b>	<b>Date:</b>	<b>07/22/2019</b>
<b>Title:</b>	<b>CODE OF CONDUCT</b>		

- Any types of software and programs must not be copied or installed on Corporation computers without the prior authorization of the information technology area.
- Intellectual property, including patents, trademarks, know-how, technical data, process and market information, and other items that would benefit competitors if they were aware are a strategic asset for Suzano.
- The result of the intellectual, scientific work and strategic information generated by the Corporation are the exclusive property of Suzano.
- All direct and indirect employees, suppliers, service providers, managers and representatives of the Corporation are responsible for treating in confidentiality information about intellectual property to which they have access as a result of their work, using it carefully. Disclosure of this information is not permitted without the express authorization of the Corporation's management.
- Similarly, the intellectual property or copyrights of third parties must be strictly respected, such as unauthorized copying of copyrighted printed materials, unauthorized use of photos and testimonials of persons in institutional materials, or otherwise the use of illegal or pirated software on Corporation equipment is prohibited.

### 3.5. Professional Appreciation

We seek to create a healthy work environment that stimulates people's development and recognition for their performance.

- We are selected and promoted based on our qualifications and competencies, always evaluated in relation to the position or function to be performed.
- We do not accept the exploitation of forced or compulsory labor, child labor or any other form of exploitation in violation of the human dignity.

### 3.6. Sustainable Development

Our decisions seek economic efficiency, basing our actions on the balance between social and environmental aspects.

- The Corporation does not accept or support any initiative related to processes designed to conceal or legitimize unlawful financial funds.
- We seek to consciously use the natural resources.

- We seek to maintain respectful and cooperative relationships with consumers, communities, suppliers, governments and all parties involved with Suzano S.A's activities.

Exhibit 11.1



<b>Area:</b>	<b>OMBUDSMAN</b>		
<b>Scope:</b>	<b>SUZANO S/A</b>	<b>Code:</b>	<b>MAN.</b>
<b>Type of Document:</b>	<b>GUIDE</b>	<b>Review:</b>	<b>1.0</b>
<b>Title:</b>	<b>CODE OF CONDUCT</b>	<b>Date:</b>	<b>07/22/2019</b>

- We act in accordance with the rules and principles of free competition, effective in the various locations where the Corporation operates, refraining from exchanging sensitive information with competitors that may affect free competition or result in abuse of economic power.
- It is not allowed to obtain confidential information, such as market information on a unlawful basis;
- Suzano reserves the right to terminate a business relationship with a customer or any other interested party whenever there is a loss of interest or disregard for legal, social, tax or integrity issues, which may cause damages to the environment, or endanger the health and safety of people.
- We invite Suzano suppliers to know the Corporation's directors and act in accordance with the principles of this Code. It is the responsibility of suppliers and service providers to diligently and appropriately instruct their employees, agents and subcontractors regarding the guidelines of this Code, as well as with respect to the Corporation's specific policies and standards, in order to prevent misconduct.
- The supplier or service provider shall, at Suzano's request, provide proof of compliance with the obligations set forth in this Code.
- We encourage the exercise of citizenship and voluntary action in the communities in which we operate.
- We respect the culture and tradition of the communities in which we operate, identifying yearnings and potentialities, and jointly contributing to the promotion of actions that lead to territorial development and the improvement of their local quality of life.
- Through our actions, we work to preserve the environment, maintain the health of ecosystems and the environmental services they provide.
- We support policies and practices that promote the sustainable development of the Country and social welfare.
- We encourage the adoption of good social and environmental responsibility practices by our partners, suppliers and customers.
- The corporation does not accept or support any initiative related to processes designed to conceal or legitimize unlawful financial funds. For more information, see the Anti-Corruption Policy.



<b>Area:</b>	<b>OMBUDSMAN</b>		
<b>Scope:</b>	<b>SUZANO S/A</b>	<b>Code:</b>	<b>MAN.</b>
<b>Type of Document:</b>	<b>GUIDE</b>	<b>Review:</b>	<b>1.0</b>
<b>Title:</b>	<b>CODE OF CONDUCT</b>	<b>Date:</b>	<b>07/22/2019</b>

#### 4 – CODE OF CONDUCT MANAGEMENT

Suzano Code of Conduct management seeks:

- To ensure understanding of Suzano S.A's ethical principles.
- To promote the wide dissemination of the document to all Suzano S.A employees and service providers, customers and suppliers.
- To provide appropriate treatment for ethical conflicts and misconduct.
- The Suzano Code of Conduct is updated every 2 years, and is the responsibility of the Conduct Management Committee, as well as the submission of inclusions and improvements proposed by all of Suzano S.A.
- Suzano S.A's Boards of Directors are in charge of approval of the Suzano Code of Conduct and its updates.
- Any reports or complaints regarding non-compliance with the Suzano Code of Conduct may be sent to the External Ombudsman and will follow the procedure below, and the whistleblower, when identified, will be informed of the progress of the proceeding.
- We manage the consequences of behavior contrary to Suzano S.A's values in a clear and transparent manner. For more information, see the current Policy.
- Retaliation or reprisals are acts harmful to people who, in good faith, reported a concern or assisted in an investigation. In this sense, we reaffirm our commitment to the Ombudsman Channel by combating these practices. For more information, see the current Policy.

##### 4.1. Conduct Management Committee

It is a consultancy and advisory body to the Audit Committee and also to the Executive Board of Suzano S.A., the purpose of which is to reaffirm the ethical principles aimed at promoting the evolution of the corporate governance model in dealing with the professional attitude and good practices of internal conduct and fostering the transparency in professional relations, which are defined in the document "Regulations of the Conduct Management Committee".

##### 4.2. Code violations and consequence management

The existence of standards, policies and rules is an essential condition for a successful corporation. The leadership is in charge of encouraging its teams to always comply with such standards, policies and rules and to act according to the organization's ethical standards of conduct, and to ensure that they are followed for the harmonious and efficient functioning of the organization. Deviations, non-compliance or violations may lead to disciplinary action which, when applied, must serve as an educator and culture-shaping element.



<b>Area:</b>	<b>OMBUDSMAN</b>	<b>Code:</b>	<b>MAN.</b>
<b>Scope:</b>	<b>SUZANO S/A</b>	<b>Review:</b>	<b>1.0</b>
<b>Type of Document:</b>	<b>GUIDE</b>	<b>Date:</b>	<b>07/22/2019</b>
<b>Title:</b>	<b>CODE OF CONDUCT</b>		

Occurrences of code violation:

- Failure to comply with the rules set forth herein, as well as with other Corporation policies and standards, and violate the laws applicable to Suzano's business in the locations where it operates;
- Failure to comply with violations of the laws, ethics, moral and premises set forth in the Code, not taking appropriate actions when aware of or suspected irregularities or not reporting the situation to the appropriate sectors and channels;
- Manipulate or defraud information in order to conceal violations of the laws, ethics, moral and assumptions set forth in the Code of which it is aware;
- Use the Corporation's Ombudsman in bad faith, reporting untruths in an attempt to harm third parties.
- Retaliate against those who have reported in good faith, whether to the Ombudsman or other sectors of Suzano, conduct misaligned with the Code, the Corporation's values, its internal policies and rules and applicable laws.

#### 4.3. Disciplinary measures

It is the application of measures/penalties, due to violation of conduct of the by-laws, the Code of Conduct and/or other form of written or oral guidance, provided that it is in accordance with the law and good customs under the Current Disciplinary Measures Policy.

#### 5 – EXTERNAL OMBUDSMAN

It is an additional channel for the forwarding of reports or complaints, and anonymity is guaranteed, if the whistleblower so wishes, through a telephone exchange or the Internet, coordinated by an external firm specifically engaged for this purpose.

Reports submitted by the External Ombudsman are processed and a report is sent to the Conduct Committee.

- Phone in Brazil: 0800 771 4060
- Foreign Phones: see specific number on website
- Email: [ouvidoriaexterna@austernet.com.br](mailto:ouvidoriaexterna@austernet.com.br)
- Website: [www.suzano.com.br](http://www.suzano.com.br), link “Ombudsman”

Exhibit 11.1

<b>Area:</b>	<b>OMBUDSMAN</b>	<b>Code:</b>	<b>MAN.</b>
<b>Scope:</b>	<b>SUZANO S/A</b>	<b>Review:</b>	<b>1.0</b>
<b>Type of Document:</b>	<b>GUIDE</b>	<b>Date:</b>	<b>07/22/2019</b>
<b>Title:</b>	<b>CODE OF CONDUCT</b>		

#### 6 – UNDERTAKING

I have received the Suzano Code of Conduct and, after reading and understanding its contents, I agree to the principles and guidelines contained therein and undertake to follow such principles and guidelines in my professional activities, and to ensure that they are followed by all others to whom it applies. All updates deemed necessary by the Conduct Committee will be automatically incorporated into the Suzano Code of Conduct and followed by me. If you do not accept these updates, I will express my disagreement in writing to the Ethics Area and Ombudsman.

\_\_\_\_\_, \_\_\_\_\_ 20\_\_

\_\_\_\_\_  
Employee Signature

Name: \_\_\_\_\_

Corporation: \_\_\_\_\_

Area: \_\_\_\_\_

Note: Send the duly completed and signed undertaking to the Human Resources area of your Unit.

---

**CERTIFICATION PURSUANT TO RULES 13a-14(a) AND 15d-14(a) AS ADOPTED  
UNDER SECTION 302 OF THE SARBANES-OXLEY ACT**

I, Walter Schalka, certify that:

1. I have reviewed this annual report on Form 20-F of Suzano S.A. (the “Company”);

2. Based on my knowledge, this report does not contain any untrue statement of a material fact or omit to state a material fact necessary to make the statements made, in light of the circumstances under which such statements were made, not misleading with respect to the period covered by this report;

3. Based on my knowledge, the financial statements, and other financial information included in this report, fairly present in all material respects the financial condition, results of operations and cash flows of the Company as of, and for, the periods presented in this report;

4. The Company’s other certifying officer and I are responsible for establishing and maintaining disclosure controls and procedures (as defined in Exchange Act Rules 13a-15(e) and 15d-15(e)) and internal control over financial reporting (as defined in Exchange Act Rules 13a-15(f) and 15d-15(f)) for the Company and have:

- (a) Designed such disclosure controls and procedures, or caused such disclosure controls and procedures to be designed under our supervision, to ensure that material information relating to the Company, including its consolidated subsidiaries, is made known to us by others within those entities, particularly during the period in which this report is being prepared;

- (b) Designed such internal control over financial reporting, or caused such internal control over financial reporting to be designed under our supervision, to provide reasonable assurance regarding the reliability of financial reporting and the preparation of financial statements for external purposes in accordance with generally accepted accounting principles;

- (c) Evaluated the effectiveness of the Company’s disclosure controls and procedures and presented in this report our conclusions about the effectiveness of the disclosure controls and procedures, as of the end of the period covered by this report based on such evaluation; and

- (d) Disclosed in this report any change in the Company’s internal control over financial reporting that occurred during the period covered by the annual report that has materially affected, or is reasonably likely to materially affect, the Company’s internal control over financial reporting; and

5. The Company’s other certifying officer and I have disclosed, based on our most recent evaluation of internal control over financial reporting, to the Company’s auditors and the audit committee of the Company’s board of directors (or persons performing the equivalent functions):

- (a) All significant deficiencies and material weaknesses in the design or operation of internal control over financial reporting which are reasonably likely to adversely affect the Company’s ability to record, process, summarize and report financial information; and

- (b) Any fraud, whether or not material, that involves management or other employees who have a significant role in the Company’s internal control over financial reporting.

Date: April 29, 2021.

/s/ Walter Schalka

Walter Schalka

Chief Executive Officer

**CERTIFICATION PURSUANT TO RULES 13a-14(a) AND 15d-14(a) AS ADOPTED  
UNDER SECTION 302 OF THE SARBANES-OXLEY ACT**

I, Marcelo Feriozzi Bacci, certify that:

1. I have reviewed this annual report on Form 20-F of Suzano S.A. (the “Company”);

2. Based on my knowledge, this report does not contain any untrue statement of a material fact or omit to state a material fact necessary to make the statements made, in light of the circumstances under which such statements were made, not misleading with respect to the period covered by this report;

3. Based on my knowledge, the financial statements, and other financial information included in this report, fairly present in all material respects the financial condition, results of operations and cash flows of the Company as of, and for, the periods presented in this report;

4. The Company’s other certifying officer and I are responsible for establishing and maintaining disclosure controls and procedures (as defined in Exchange Act Rules 13a-15(e) and 15d-15(e)) and internal control over financial reporting (as defined in Exchange Act Rules 13a-15(f) and 15d-15(f)) for the Company and have:

- (a) Designed such disclosure controls and procedures, or caused such disclosure controls and procedures to be designed under our supervision, to ensure that material information relating to the Company, including its consolidated subsidiaries, is made known to us by others within those entities, particularly during the period in which this report is being prepared;

- (b) Designed such internal control over financial reporting, or caused such internal control over financial reporting to be designed under our supervision, to provide reasonable assurance regarding the reliability of financial reporting and the preparation of financial statements for external purposes in accordance with generally accepted accounting principles;

- (c) Evaluated the effectiveness of the Company’s disclosure controls and procedures and presented in this report our conclusions about the effectiveness of the disclosure controls and procedures, as of the end of the period covered by this report based on such evaluation; and

- (d) Disclosed in this report any change in the Company’s internal control over financial reporting that occurred during the period covered by the annual report that has materially affected, or is reasonably likely to materially affect, the Company’s internal control over financial reporting; and

5. The Company’s other certifying officer and I have disclosed, based on our most recent evaluation of internal control over financial reporting, to the Company’s auditors and the audit committee of the Company’s board of directors (or persons performing the equivalent functions):

- (a) All significant deficiencies and material weaknesses in the design or operation of internal control over financial reporting which are reasonably likely to adversely affect the Company’s ability to record, process, summarize and report financial information; and

- (b) Any fraud, whether or not material, that involves management or other employees who have a significant role in the Company’s internal control over financial reporting.

Date: April 29, 2021

/s/ Marcelo Feriozzi Bacci

Marcelo Feriozzi Bacci

Chief Financial Officer and Chief Investor Relations Officer

**CERTIFICATION PURSUANT TO 18 U.S.C. SECTION 1350 AS ADOPTED  
PURSUANT TO SECTION 906 OF THE SARBANES-OXLEY ACT**

Pursuant to section 906 of the Sarbanes-Oxley Act of 2002 (subsections (a) and (b) of Section 1350, Chapter 63 of Title 18, United States Code), the undersigned officer of Suzano S.A. (the "Company"), does hereby certify, to such officer's knowledge, that:

The Annual Report on Form 20-F for the year ended December 31, 2020 of the Company fully complies with the requirements of Section 13(a) or 15(d) of the Securities Exchange Act of 1934 and information contained in the Form 20-F fairly presents, in all material respects, the financial condition and results of operations of the Company.

Date: April 29, 2021

/s/ Walter Schalka  
Walter Schalka  
Chief Executive Officer

**A signed original of this written statement required by Section 906 has been provided to the Company and will be retained by the Company and furnished to the Securities and Exchange Commission or its staff upon request.**

---

**CERTIFICATION PURSUANT TO 18 U.S.C. SECTION 1350 AS ADOPTED  
PURSUANT TO SECTION 906 OF THE SARBANES-OXLEY ACT**

Pursuant to section 906 of the Sarbanes-Oxley Act of 2002 (subsections (a) and (b) of Section 1350, Chapter 63 of Title 18, United States Code), the undersigned officer of Suzano S.A. (the "Company"), does hereby certify, to such officer's knowledge, that:

The Annual Report on Form 20-F for the year ended December 31, 2020 of the Company fully complies with the requirements of Section 13(a) or 15(d) of the Securities Exchange Act of 1934 and information contained in the Form 20-F fairly presents, in all material respects, the financial condition and results of operations of the Company.

Date: April 29, 2021

/s/ Marcelo Feriozzi Bacci  
Marcelo Feriozzi Bacci  
Chief Financial Officer and Chief Investor Relations Officer

**A signed original of this written statement required by Section 906 has been provided to the Company and will be retained by the Company and furnished to the Securities and Exchange Commission or its staff upon request.**

---

CONSENT OF INDEPENDENT REGISTERED PUBLIC ACCOUNTING FIRM

We hereby consent to the incorporation by reference in the Registration Statements on Form F-3 of Suzano S.A. (“Suzano”) (File No. 333-236083 and File No. 333-248909), Suzano Austria GmbH (File No. 333-236083-01) and Fibria Overseas Finance Ltd. (File No. 333-236083-02) of our report dated February 10, 2021 relating to the consolidated financial statements and the effectiveness of internal control over financial reporting, which appears in this Form 20-F.

/s/ PricewaterhouseCoopers Auditores Independentes

São Paulo, Brazil

April 29, 2021

---

**Document and Entity  
Information**

**12 Months Ended  
Dec. 31, 2020  
shares**

**Document and Entity Information**

<u>Entity Registrant Name</u>	Suzano S.A.
<u>Document Type</u>	20-F
<u>Document Registration Statement</u>	false
<u>Document Annual Report</u>	true
<u>Document Period End Date</u>	Dec. 31, 2020
<u>Document Transition Report</u>	false
<u>Document Shell Company Report</u>	false
<u>Entity Common Stock, Shares Outstanding</u>	1,361,263,584
<u>Entity Well-known Seasoned Issuer</u>	Yes
<u>Entity Voluntary Filers</u>	No
<u>Entity Current Reporting Status</u>	Yes
<u>Entity Interactive Data Current</u>	Yes
<u>Entity Filer Category</u>	Large Accelerated Filer
<u>Entity Emerging Growth Company</u>	false
<u>ICFR Auditor Attestation Flag</u>	true
<u>Entity Shell Company</u>	false
<u>Entity Central Index Key</u>	0000909327
<u>Current Fiscal Year End Date</u>	--12-31
<u>Document Fiscal Year Focus</u>	2020
<u>Document Fiscal Period Focus</u>	FY
<u>Amendment Flag</u>	false

**CONSOLIDATED  
BALANCE SHEETS - BRL  
(R\$)  
R\$ in Thousands**

**Dec. 31, 2020   Dec. 31, 2019**

**CURRENT**

<u>Cash and cash equivalents</u>	R\$ 6,835,057	R\$ 3,249,127
<u>Marketable securities</u>	2,212,079	6,150,631
<u>Trade accounts receivable</u>	2,915,206	3,035,817
<u>Inventories</u>	4,009,335	4,685,595
<u>Recoverable taxes</u>	406,850	997,201
<u>Derivative financial instruments</u>	484,043	260,273
<u>Advances to suppliers</u>	43,162	170,481
<u>Other assets</u>	738,924	335,112
<u>Total current assets, before assets held for sale</u>	17,644,656	18,884,237
<u>Assets held for sale</u>	313,338	
<u>Total current assets</u>	17,957,994	18,884,237

**NON CURRENT**

<u>Marketable securities</u>	184,778	179,703
<u>Recoverable taxes</u>	834,575	708,914
<u>Deferred taxes</u>	8,677,002	2,134,040
<u>Derivative financial instruments</u>	857,377	838,699
<u>Advances to suppliers</u>	1,015,115	1,087,149
<u>Judicial deposits</u>	257,789	268,672
<u>Other assets</u>	235,341	228,881
<u>Biological assets</u>	11,161,210	10,571,499
<u>Investments</u>	359,071	322,446
<u>Property, plant and equipment</u>	39,156,890	41,120,945
<u>Right of use</u>	4,344,078	3,850,237
<u>Intangible</u>	16,759,528	17,712,803
<u>Total non-current</u>	83,842,754	79,023,988
<u>TOTAL ASSET</u>	101,800,748	97,908,225

**CURRENT**

<u>Trade accounts payable</u>	2,361,098	2,376,459
<u>Loans, financing and debentures</u>	2,043,386	6,227,951
<u>Lease liabilities</u>	620,177	656,844
<u>Derivative financial instruments</u>	1,991,118	893,413
<u>Taxes payable</u>	170,482	307,639
<u>Payroll and charges</u>	492,728	400,435
<u>Liabilities for assets acquisitions and subsidiaries</u>	101,515	94,414
<u>Dividends payable</u>	6,232	5,720
<u>Advance from customers</u>	25,171	59,982
<u>Other liabilities</u>	360,916	456,338
<u>Total current liabilities</u>	8,172,823	11,479,195

**NON CURRENT**



<u>Loans, financing and debentures</u>	70,856,496	57,456,375
<u>Lease liabilities</u>	4,571,583	3,327,226
<u>Derivative financial instruments</u>	6,126,282	2,024,500
<u>Liabilities for assets acquisitions and subsidiaries</u>	400,713	447,201
<u>Provision for judicial liabilities</u>	3,255,955	3,512,477
<u>Employee benefit plans</u>	785,045	736,179
<u>Deferred taxes</u>	570	578,875
<u>Share-based compensation plans</u>	195,135	136,505
<u>Other liabilities</u>	98,768	121,723
<u>Total non-current liabilities</u>	86,290,547	68,341,061
<u>TOTAL LIABILITIES</u>	94,463,370	79,820,256
<b><u>EQUITY</u></b>		
<u>Share capital</u>	9,235,546	9,235,546
<u>Capital reserves</u>	10,612	6,416,864
<u>Treasury shares</u>	(218,265)	(218,265)
<u>Retained earnings reserves</u>		317,144
<u>Other reserves</u>	2,129,944	2,221,341
<u>Retained loss</u>	(3,926,015)	
<u>Controlling shareholder's</u>	7,231,822	17,972,630
<u>Non-controlling interest</u>	105,556	115,339
<u>Total equity</u>	7,337,378	18,087,969
<u>TOTAL LIABILITIES AND EQUITY</u>	R\$ 101,800,748	R\$ 97,908,225

**CONSOLIDATED  
STATEMENTS OF  
INCOME (LOSS) - BRL  
(R\$)  
R\$ in Thousands**

**12 Months Ended**

	<b>Dec. 31, 2020</b>	<b>Dec. 31, 2019</b>	<b>Dec. 31, 2018</b>
<b><u>CONSOLIDATED STATEMENTS OF INCOME (LOSS)</u></b>			
<b><u>NET SALES</u></b>	R\$	R\$	R\$
	30,460,277	26,012,950	13,443,376
<u>Cost of sales</u>	(18,966,331)	(20,743,482)	(6,922,331)
<b><u>GROSS PROFIT</u></b>	11,493,946	5,269,468	6,521,045
<b><u>OPERATING INCOME (EXPENSES)</u></b>			
<u>Selling</u>	(2,174,652)	(1,905,279)	(598,726)
<u>General and administrative</u>	(1,443,192)	(1,173,358)	(825,209)
<u>Income from associates and joint ventures</u>	36,142	31,993	7,576
<u>Other, net</u>	531,150	405,754	(96,875)
<b><u>OPERATING PROFIT BEFORE NET FINANCIAL INCOME (EXPENSES)</u></b>	8,443,394	2,628,578	5,007,811
<b><u>NET FINANCIAL INCOME (EXPENSES)</u></b>			
<u>Financial expenses</u>	(4,459,425)	(4,178,848)	(1,500,374)
<u>Financial income</u>	327,475	493,246	459,707
<u>Derivative financial instruments</u>	(9,422,682)	(1,075,252)	(2,735,196)
<u>Monetary and exchange variations, net</u>	(12,530,891)	(1,964,927)	(1,066,650)
<b><u>NET INCOME (LOSS) BEFORE TAXES</u></b>	(17,642,129)	(4,097,203)	165,298
<b><u>Income and social contribution taxes</u></b>			
<u>Current</u>	(181,926)	(246,110)	(586,568)
<u>Deferred</u>	7,109,120	1,528,571	741,084
<b><u>NET INCOME (LOSS) FOR THE YEAR</u></b>	(10,714,935)	(2,814,742)	319,814
<b><u>Attributable to</u></b>			
<u>Controlling shareholders'</u>	(10,724,828)	(2,817,518)	319,693
<u>Non-controlling interest</u>	R\$ 9,893	R\$ 2,776	R\$ 121
<b><u>Earnings (loss) per share</u></b>			
<u>Basic</u>	R\$ (7.94890)	R\$ (2.08825)	R\$ 0.29236
<u>Diluted</u>	R\$ (7.94890)	R\$ (2.08825)	R\$ 0.29199

**CONSOLIDATED  
STATEMENTS OF  
COMPREHENSIVE  
INCOME (LOSS) - BRL  
(R\$)  
R\$ in Thousands**

**12 Months Ended**

**Dec. 31,    Dec. 31,    Dec. 31,  
2020        2019        2018**

**CONSOLIDATED STATEMENTS OF COMPREHENSIVE INCOME (LOSS)**

<u>Net income (loss) for the year</u>	R\$	R\$	R\$
	(10,714,935)	(2,814,742)	319,814
<b><u>Items with no subsequent effect on income</u></b>			
<u>Exchange rate variation and fair value investments in equity measured at fair value through other comprehensive income</u>	6,290	3,576	
<u>Tax effect of the above items</u>	(2,139)	(1,216)	
<u>Actuarial gain on post-employment plans of the subsidiaries</u>	3,522	2,749	
<u>Tax effect of the above item</u>	(1,015)	(935)	
<u>Actuarial loss on post-employment plans of the subsidiaries</u>	(37,188)	(147,640)	(69,305)
<u>Tax effect of the above item</u>	12,644	50,198	23,564
<u>Total items with no subsequent effect on income</u>	(17,886)	(93,268)	(45,741)
<b><u>Items with subsequent effect on income</u></b>			
<u>Exchange rate variation on conversion of financial statements of foreign subsidiaries</u>	[1](2,857)	45,819	137,546
<u>Total items with subsequent effect on income</u>	(2,857)	45,819	137,546
<u>Total comprehensive Income (loss)</u>	(10,735,678)	(2,862,191)	411,619
<b><u>Attributable to</u></b>			
<u>Controlling shareholders'</u>	(10,745,571)	(2,864,967)	411,498
<u>Non-controlling interest</u>	R\$ 9,893	R\$ 2,776	R\$ 121

[1] As of December 31, 2020 includes the exchange variation related to investments abroad of wholly-owned subsidiaries whose functional currencies are different from the Brazilian Real (notes 3.1.1 and 3.2.5). As of December 31, 2019 and 2018 includes the (i) exchange variation related to investments abroad of wholly-owned subsidiaries and (ii) hyperinflation referring to the wholly owned subsidiary Stenfar (note 3.2.6).

CONSOLIDATED STATEMENTS OF CHANGES IN EQUITY - BRL (R\$) R\$ in Thousands	Share Capital	Share issuance costs	Tax incentives	Stock options granted	Share issuance costs	Other	Treasury shares	Tax incentives	Legal Reserve	Capital increase reserve	Special statutory reserve	Dividends proposed	Other reserves	Retained earnings (losses)	Total	Non- controlling interest	Total
Balances, beginning of the year at Dec. 31, 2017	R\$ 6,241,753	R\$ 0	R\$ 396,006	R\$ 14,237	R\$ (15,442)	R\$ 0	R\$ (241,088)	R\$ 0	R\$ 406,897	R\$ 2,281,319	R\$ 234,602	R\$ 0	R\$ 2,298,327	R\$ 0	R\$ 11,616,610	R\$ 0	R\$ 11,616,610
<b>Total comprehensive income (loss)</b>																	
Net income (loss) for the year														319,693	319,693	121	319,814
Actuarial gain (loss) net of deferred taxes													(45,741)	(45,741)			(45,741)
Exchange rate variation on conversion of financial statements of foreign subsidiaries													137,546	137,546			137,546 [1]
<b>Transactions with shareholders:</b>																	
Stock options granted				5,170											5,170		5,170
Sale of treasury shares to meet stock-based compensation plan							8,516								8,516		8,516
Non-controlling interest arising from business combination																13,807	13,807
Reversal of time-barred dividends										66					66		66
<b>Internal changes in equity:</b>																	
Realization of deemed cost, net of deferred taxes													(68,424)	68,424			
Stock options granted				(14,307)			14,307										
Reserve for tax incentives Sudene-reduction of 75%			288,557											(288,557)			
Constitution of special statutory reserve										7,882				(7,882)			
Constitution of the legal reserve								15,917						(15,917)			
Constitution of a reserve for capital increase									70,940					(70,940)			
Dividends									(29,976)						(29,976)		(29,976)
Unclaimed dividends forfeited									(596,534)		596,534						
Minimum mandatory dividends														(3,466)	(3,466)		(3,466)
Unrealized net revenue of 2017								4,880		62				(1,355)	3,588		3,588
Balances, end of the year at Dec. 31, 2018	6,241,753	0	684,563	5,100	(15,442)	0	(218,265)	0	422,814	1,730,629	242,612	596,534	2,321,708	0	12,012,006	13,928	12,025,934
<b>Total comprehensive income (loss)</b>																	
Net income (loss) for the year														(2,817,518)	(2,817,518)	2,776	(2,814,742)
Other comprehensive income (loss) for the period													(47,449)	(47,449)			(47,449)
Exchange rate variation on conversion of financial statements of foreign subsidiaries	[1]																45,819
<b>Transactions with shareholders:</b>																	
Loss absorption (note 25.6)							(684,563)	(105,670)	(1,730,629)	(242,612)				2,763,474			
Share capital increase	3,027,528														3,027,528		3,027,528
Share issuance costs		(33,735)			15,442										(18,293)		(18,293)
Stock options granted				879											879		879
Non-controlling interest arising from business combination																98,635	98,635
Unclaimed dividends forfeited														1,126	1,126		1,126
Dividends paid												(596,534)			(596,534)		(596,534)
<b>Internal changes in equity:</b>																	
Transfers of tax incentives			(684,563)					684,563									
Realization of deemed cost, net of deferred taxes													(52,918)	52,918			
Issue of common shares related to business combination						6,410,885									6,410,885		6,410,885
Balances, end of the year at Dec. 31, 2019	9,269,281	(33,735)	0	5,979	0	6,410,885	(218,265)	0	317,144	0	0	0	2,221,341	0	17,972,630	115,339	18,087,969
<b>Total comprehensive income (loss)</b>																	
Net income (loss) for the year														(10,724,828)	(10,724,828)	9,893	(10,714,935)
Other comprehensive income (loss) for the period													(20,743)	(20,743)			(20,743)
Exchange rate variation on conversion of financial statements of foreign subsidiaries	[1]																(2,857)
<b>Transactions with shareholders:</b>																	
Loss absorption (note 25.6)						(6,410,885)			(317,144)					6,728,029			



**CONSOLIDATED  
STATEMENTS OF  
CHANGES IN EQUITY  
(Parenthetical)**

**12 Months Ended**

**Dec. 31, 2018**

**CONSOLIDATED STATEMENTS OF CHANGES IN EQUITY**

Tax incentive, reduction of calculated income tax (as a percent) 75.00%

**CONSOLIDATED  
STATEMENTS OF CASH  
FLOWS - BRL (R\$)  
R\$ in Thousands**

**12 Months Ended**

**Dec. 31,  
2020      Dec. 31,  
2019      Dec. 31,  
2018**

**OPERATING ACTIVITIES**

<u>Net income (loss) for the year</u>	R\$	R\$	R\$ 319,814
	(10,714,935)	(2,814,742)	
<b><u>Adjustment to</u></b>			
<u>Depreciation, depletion and amortization (Notes 27 and 30)</u>	[1] 6,565,441	7,898,775	1,563,223
<u>Amortization of right of use (Note 19.1)</u>	186,768	154,217	
<u>Sublease of ships</u>	(35,841)		
<u>Interest expense on lease liabilities</u>	397,746	226,103	
<u>Results from sale, disposals and provision for losses (impairment) of property, plant and equipment and biological assets, net (Note 30)</u>	(53,807)	77,930	13,580
<u>Income (loss) from associates and joint ventures (Note 14.2)</u>	(36,142)	(31,993)	(7,576)
<u>Exchange rate and monetary variations, net (Note 27)</u>	12,530,891	1,964,927	1,446,207
<u>Interest expenses with financing, loans and debentures, net (Note 27)</u>	3,286,254	3,363,019	872,208
<u>Premium expenses with repurchase of bonds (Note 27)</u>	391,390		
<u>Capitalized interest (Note 27)</u>	(10,636)	(4,213)	
<u>Accrual of interest on marketable securities</u>	(94,868)	(392,018)	(127,037)
<u>Amortization of fundraising costs (Notes 27)</u>	101,741	185,807	44,499
<u>Derivative (gains) losses, net (Note 27)</u>	9,422,682	1,075,252	2,735,196
<u>Fair value adjustment of biological assets (Note 13)</u>	(466,484)	(185,399)	129,187
<u>Deferred income tax and social contribution expenses (Note 12.3)</u>	(7,109,120)	(1,528,571)	(741,084)
<u>Tax credits - gains in tax lawsuit (ICMS from the PIS/COFINS calculation basis) (note 9)</u>		(128,115)	
<u>Interest on employee benefits (Note 21.2)</u>	53,092	44,496	35,920
<u>Provision for (reversal of) judicial liabilities, net (Note 20.1)</u>	1,288	26,807	13,285
<u>Allowance for doubtful accounts, net (Note 7.3)</u>	6,022	(12,286)	6,450
<u>Provision for (reversal of) inventory losses, net (Note 8.1)</u>	65,675	107,269	(25,096)
<u>Provision for loss of ICMS credits, net (Note 9.1)</u>	(82,293)	129,283	
<u>Impairment of non-financial assets (Note 16.1)</u>	45,435		
<u>Other</u>	35,451	(56,517)	235,081
<b><u>Decrease (increase) in assets</u></b>			
<u>Trade accounts receivables</u>	884,451	991,476	(186,026)
<u>Inventories</u>	651,203	873,420	(622,151)
<u>Recoverable taxes</u>	659,930	241,934	50,960
<u>Other assets</u>	54,651	(26,478)	(12,720)
<b><u>Increase (decrease) in liabilities</u></b>			
<u>Trade accounts payables</u>	140,480	(1,555,697)	1,473
<u>Taxes payable</u>	47,212	240,871	432,603
<u>Payroll and charges</u>	92,278	(234,948)	(100,124)
<u>Other liabilities</u>	(266,546)	(62,294)	225,616
<u>Cash provided by operations, net</u>	16,749,409	10,568,315	6,303,488

<a href="#">Payment of interest with financing, loans and debentures (Note 18.2)</a>	(3,244,949)	(2,977,957)	(806,758)
<a href="#">Payment of premium with repurchase of bonds (Note 18.2)</a>	(378,381)		
<a href="#">Interest received from marketable securities</a>	186,853	377,804	
<a href="#">Payment of income taxes</a>	(188,296)	(391,725)	(327,282)
<a href="#">Cash provided by operating activities</a>	13,124,636	7,576,437	5,169,448
<b>INVESTING ACTIVITIES</b>			
<a href="#">Additions to property, plant and equipment (Note 15)</a>	(1,503,255)	(2,001,674)	(1,251,486)
<a href="#">Additions to intangible assets (Note 16)</a>	(2,307)	(17,715)	(7,217)
<a href="#">Additions to biological assets (Note 13)</a>	(3,392,298)	(2,849,038)	(1,164,995)
<a href="#">Proceeds from sale of property, plant and equipment</a>	183,504	198,644	95,481
<a href="#">Increase of capital in subsidiaries and associates (Note 14.3)</a>		(45,856)	
<a href="#">Marketable securities, net</a>	3,841,493	19,378,893	(19,340,022)
<a href="#">Advance for acquisition of wood from operations with development</a>	135,693	(355,447)	1,402
<a href="#">Acquisition of subsidiaries, net cash</a>		(26,002,540)	(294,473)
<a href="#">Dividends received</a>	753		
<a href="#">Other investments</a>		(286)	
<a href="#">Cash (used) in investing activities, net</a>	(736,417)	(11,695,019)	(21,961,310)
<b>FINANCING ACTIVITIES</b>			
<a href="#">Proceeds from loans, financing and debentures (Note 18.2)</a>	14,761,796	18,993,837	25,645,822
<a href="#">Payment of derivative transactions (note 4.5.4)</a>	(4,465,640)	(135,449)	(1,586,415)
<a href="#">Payment of loans, financing and debentures (note 18.2)</a>	(19,092,810)	(13,994,708)	(3,738,577)
<a href="#">Payment of leases (note 19.2)</a>	(824,245)	(645,071)	
<a href="#">Payment of dividends</a>		(606,632)	(210,205)
<a href="#">Sale of treasury shares to meet stock-based compensation plan</a>		(879)	8,514
<a href="#">Liabilities for assets acquisitions and subsidiaries</a>	(164,240)	(479,480)	(84,090)
<a href="#">Other financing</a>		10,191	
<a href="#">Cash provided (used) by financing activities</a>	(9,785,139)	3,141,809	20,035,049
<b>EXCHANGE VARIATION ON CASH AND CASH EQUIVALENTS</b>	982,850	(161,553)	67,433
<a href="#">Increase (reduction) in cash and cash equivalents, net</a>	3,585,930	(1,138,326)	3,310,620
<a href="#">Cash and cash equivalents at the beginning for the year</a>	3,249,127	4,387,453	1,076,833
<a href="#">Cash and cash equivalents at the end for the year</a>	6,835,057	3,249,127	4,387,453
<a href="#">Increase (reduction) in cash and cash equivalents, net</a>	R\$ 3,585,930	R\$ (1,138,326)	R\$ 3,310,620

[1] In the year ended December 31, 2019 includes the full amortization of the inventories step up, resulting from the business combination with Fibria, in the amount of R\$2,178,903.



**CONSOLIDATED  
STATEMENTS OF CASH  
FLOWS (Parenthetical) -  
BRL (R\$)**

**12 Months Ended**

**Dec. 31, 2020 Dec. 31, 2019**

**R\$ in Thousands**

**CONSOLIDATED STATEMENTS OF CASH FLOWS**

Amortization of inventories step up

R\$ 2,178,903 R\$ 2,178,903

**COMPANY'S  
OPERATIONS**

**12 Months Ended  
Dec. 31, 2020**

**COMPANY'S  
OPERATIONS**

**COMPANY'S OPERATIONS 1. COMPANY'S OPERATIONS**

Suzano S.A., together with its subsidiaries ("Suzano" or collectively "Company"), is a public company with its headquarters office in Brazil, at Avenida Professor Magalhaes Neto, no. 1,752 - 10th floor, rooms 1010 and 1011, Bairro Pituba, in the city of Salvador, State of Bahia, and the main business office in the city of São Paulo.

Suzano owns shares traded in B3 S.A. ("*Brasil, Bolsa, Balcão*" - "B3"), listed on the New Market under the ticker SUZB3 and American Depositary Receipts ("ADRs") in a ratio of 1 (one) common share, Level II, traded in the New York Stock Exchange ("NYSE") under the ticker SUZ.

The Company holds 11 industrial units, located in the cities of Aracruz (Espírito Santo, State), Belém (Pará, State), Eunápolis and Mucuri (Bahia, State), Maracanaú (Ceará, State), Imperatriz (Maranhão, State), Jacareí, Limeira, Rio Verde and Suzano, being 2 units (São Paulo, State) and Três Lagoas (Mato Grosso do Sul, State).

These units produce hardwood pulp from eucalyptus, paper (coated paper, paperboard, uncoated paper and cut size paper) and packages of sanitary paper (consumer goods - tissue) to serve the domestic and foreign markets.

Pulp and paper are sold in the foreign market directly by Suzano, as well as through its wholly-owned subsidiaries in Austria, the United States of America, Switzerland, Argentina and sales offices in China.

The Company's corporate purpose also includes the commercial operation of eucalyptus forest for its own use, the operation of port terminals, and the holding of interest, as partner or shareholder, in any other company or project, and the generation and sale of electricity.

The Company is controlled by Suzano Holding S.A., through a Voting Agreement whereby it holds 45.77% of the common shares of its share capital.

These consolidated financial statements was approved by Board of Directors on February 10, 2021.

**1.1. Equity interest**

The Company holds equity interest in the following entities:

Entity	Main activity	Country	Type of investment	Accounting method	% equity interest	
					December 31, 2020	December 31, 2019
AGFA – Com. Adm. e Participações Ltda. <sup>(1)</sup>	Holding	Brazil	Direct	Consolidated		100.00 %
Asapir Produção Florestal e Comércio Ltda. <sup>(1)</sup>	Eucalyptus cultivation	Brazil	Direct	Consolidated		100.00 %
Cellulforce Inc. Comercial e Agrícola Paineiras Ltda. <sup>(1)</sup>	Nanocrystalline pulp research and development	Canada	Direct	Fair value through other comprehensive income	8.30 %	8.30 %
Ensyn Corporation	Lease of reforestation land	Brazil	Direct	Consolidated		99.99 %
F&E Technologies LLC	Biofuel research and development	United States of America	Direct	Equity	25.30 %	25.30 %
F&E Tecnologia do Brasil S.A. <sup>(2)</sup>	Biofuel production, except alcohol	United States of America	Direct	Equity	50.00 %	50.00 %
Facepa - Fábrica de Papel da Amazônia S.A. <sup>(1)</sup>	Biofuel production, except alcohol	Brazil	Direct	Consolidated	100.00 %	100.00 %
	Industrialization and commercialization of tissue paper	Brazil	/Indirect	Consolidated		92.80 %

Fibria Celulose (USA) Inc.	Business office	United States of America	Direct	Consolidated	100.00 %	100.00 %
Fibria Overseas Finance Ltd.	Financial fundraising	Cayman Island	Direct	Consolidated	100.00 %	100.00 %
Fibria Terminais Portuários S.A. <sup>(1)</sup>	Port operation	Brazil	Direct	Consolidated		100.00 %
FuturaGene AgriDev Xinjiang Company Ltd.	Port operation	Brazil	Direct	Consolidated	100.00 %	100.00 %
FuturaGene Biotechnology Shanghai Company Ltd.	Biotechnology research and development	China	Indirect	Consolidated	100.00 %	100.00 %
FuturaGene Biotechnology Shanghai Company Ltd.	Biotechnology research and development	China	Indirect	Consolidated	100.00 %	100.00 %
FuturaGene Brasil Tecnologia Ltda. <sup>(1)</sup>	Biotechnology research and development	Brazil	/Indirect	Consolidated		100.00 %
FuturaGene Delaware Inc.	Biotechnology research and development	United States of America	Indirect	Consolidated	100.00 %	100.00 %
FuturaGene Hong Kong Ltd.	Biotechnology research and development	Hong Kong	Indirect	Consolidated	100.00 %	100.00 %
FuturaGene Inc.	Biotechnology research and development	United States of America	Indirect	Consolidated	100.00 %	100.00 %
FuturaGene Israel Ltd.	Biotechnology research and development	Israel	Indirect	Consolidated	100.00 %	100.00 %
FuturaGene Ltd.	Biotechnology research and development	England	Indirect	Consolidated	100.00 %	100.00 %
Gansu FuturaGene Biotech Co. Ltd. <sup>(1)</sup>	Biotechnology research and development	China	Indirect	Consolidated		100.00 %
Ibema Companhia Brasileira de Papel Itacel - Terminal de Celulose de Itaquí S.A.	Industrialization and commercialization of paperboard	Brazil	Direct	Equity	49.90 %	49.90 %
Maxcel Empreendimentos e Participações S.A.	Port operation	Brazil	Indirect	Consolidated	100.00 %	100.00 %
Mucuri Energética S.A.	Power generation and distribution	Brazil	Direct	Consolidated	100.00 %	100.00 %
Ondurman Empreendimentos Imobiliários Ltda. <sup>(1)</sup>	Lease of reforestation land	Brazil	/Indirect	Consolidated		100.00 %
Paineiras Logística e Transportes Ltda.	Holding	Brazil	Direct	Consolidated	100.00 %	100.00 %
Portocel - Terminal Espec. Barra do Riacho S.A.	Power generation and distribution	Brazil	Direct	Consolidated	100.00 %	100.00 %
Projetos Especiais e Investimentos Ltda.	Lease of reforestation land	Brazil	/Indirect	Consolidated		100.00 %
Rio Verde Participações e Propriedades Rurais S.A. <sup>(4)</sup>	Road freight transport	Brazil	Direct	Consolidated	100.00 %	100.00 %
SFBC Participações Ltda. <sup>(5)</sup>	Commercialization of equipment and parts	Brazil	Direct	Consolidated	100.00 %	100.00 %
Spinnova OY <sup>(6)</sup>	Forest assets	Brazil	Direct	Consolidated	100.00 %	100.00 %
Stenfar S.A. Indl. Coml. Imp. Y. Exp. <sup>(7)</sup>	Industrialization and commercialization of pulp	Brazil	Direct	Consolidated	100.00 %	100.00 %
Suzano Austria GmbH.	Packaging production	Brazil	Direct	Consolidated	100.00 %	100.00 %
Suzano Canada Inc.	Research and development of sustainable raw materials (wood) for the textile industry	Finland	Direct	Equity	23.44 %	24.06 %
Suzano International Trade GmbH.	Commercialization of computer paper and materials	Argentina	Direct	Consolidated	100.00 %	100.00 %
Suzano Operações Industriais e Florestais S.A. <sup>(8)</sup>	Business office	Austria	Direct	Consolidated	100.00 %	100.00 %
Suzano Participações do Brasil Ltda. <sup>(9)</sup>	Business office	Austria	Direct	Consolidated	100.00 %	100.00 %
Suzano Pulp and Paper America Inc.	Lignin research and development	Canada	Direct	Consolidated	100.00 %	100.00 %
Suzano Pulp and Paper Europe S.A.	Business office	Austria	Direct	Consolidated	100.00 %	100.00 %
Suzano Shanghai Ltd. <sup>(10)</sup>	Industrialization, commercialization and exportation of pulp	Brazil	Direct	Consolidated	100.00 %	
Suzano Trading International KFT	Holding	Brazil	Direct	Consolidated	100.00 %	
Suzano Trading Ltd.	Business office	United States of America	Direct	Consolidated	100.00 %	100.00 %
Veracel Celulose S.A. <sup>(11)</sup>	Business office	Switzerland	Direct	Consolidated	100.00 %	100.00 %
	Business office	China	Direct	Consolidated	100.00 %	
	Business office	Hungary	Direct	Consolidated	100.00 %	100.00 %
	Business office	Cayman Island	Direct	Consolidated	100.00 %	100.00 %
	Business office	Switzerland	Direct	Consolidated	100.00 %	100.00 %
	Industrialization, commercialization and exportation of pulp	Brazil	Direct	Proportional Consolidated	50.00 %	50.00 %

1) On December 31, 2020, merger of the entity by Suzano S.A.

2) On May 31, 2020, reorganization of equity interest as a result of the merger of Suzano Participações do Brasil Ltda. by Suzano S.A. Previously, the participation of this entity was directly held by Suzano Participações do Brasil Ltda. and indirectly by Suzano S.A. After the merger, it was held wholly-owned by Suzano S.A.

3) On April 8, 2020, disposal of equity interest.

4) On May 31, 2020 reorganization of equity interest as a result of the merger of Suzano Participações do Brasil Ltda. by Suzano S.A. Previously, the participation of this entity was directly held by Suzano Participações do Brasil Ltda. and indirectly by Suzano S.A. After the merger, it was held wholly-owned by Suzano S.A.

- 5) On August 31, 2020, entity established as a result of corporate restructuring. On December 31, 2020, reorganization of equity interest as a result of the merger of Facepa - Fábrica de Papel da Amazônia S.A. by Suzano S.A. Previously, the participation of this entity was wholly-owned held by Facepa - Fábrica de Papel da Amazônia S.A. and indirectly by Suzano S.A. After the merger, it was held directly by Suzano S.A.
- 6) On January 29, 2020, dilution of equity interest due to the acquisition of interest by another investor.
- 7) On December 31, 2020, reorganization of equity interest as a result of the merger of Comercial e Agrícola Paineiras Ltda. by Suzano S.A. Previously, the participation of this entity was 90% held by Suzano S.A and 10% by Comercial e Agrícola Paineiras Ltda. After the merger, it was held wholly-owned by Suzano S.A.
- 8) On December 02, 2020, establishment of legal entity arising from corporate reorganization.
- 9) On May 31, 2020, merger of the entity by Suzano S.A.
- 10) On February 26, 2020, establishment of legal entity arising from corporate reorganization.
- 11) Joint operation with Stora Enso, a company located in Finland.

## **1.2. Major events in the year ended**

### **1.2.1. Effects arising from COVID 19**

With the advent of the pandemic COVID-19, Suzano has adopted and has maintained preventive and mitigating measures, in compliance with the rules and policies established by national and international health authorities, in order to minimize as far as possible, the harmful effects of the pandemic of COVID-19, popularly known as the new coronavirus, referring to the safety of people, society and their businesses.

Thus Company's initiatives are based on three pillars:

- (i) Protection for people: in order to provide security to its employees and third parties who in its operations, Suzano adopted a series of measures aimed at minimizing the exposure of its team and / or mitigating exposure risks.
- (ii) Protection of society: one of Suzano's three cultural drivers is: "It is only good for us, if it is good for the world". Therefore, from the beginning of the pandemic to the present, the Company has adopted a series of measures to protect society, including:
  - Donation of toilet paper, napkins and disposable diapers produced by the Company for needy regions.
  - Acquisition of 159 respirators and 1,000,000 hospital masks for donation to the Federal and State Governments.
  - Participation in joint action with Positivo Tecnologia, Klabin, Flextronics and Embraer, to support the Brazilian company Magnamed, in the production of respirators to deliver to the Federal Government. Suzano's disbursement in this action was R\$9,584.
  - Construction of a field hospital in Teixeira de Freitas (BA) in conjunction with Veracel, which has already been handed over to the state government and opened in July 2020.

- Establishment a partnership with Fatec of Capão Bonito for the production of gel alcohol.
- Loan of forklifts to move donations received by the Red Cross.
- Maintenance of all direct jobs.
- Maintenance, for 90 days (until the end of June 2020) of payment of 100% of the cost of the payroll of service providers' workers who had their activities suspended due to the pandemic, aiming at the consequent preservation of jobs.
- Creation of the a support program for small suppliers, a social support program for small farmers to sell their products through the home delivery system in 38 communities supported by Suzano's Rural and Territorial Development Program ("PDRT") in 5 states and social program with the objective of provide 125,000 masks in communities for donation in 5 states.
- Launch a program to support its portfolio of small and medium-sized paper customers entitled "Tamo Junto" with the objective of ensuring that these companies have the financial and management capacity to resume activities.

The disbursements made for carrying out the social actions implemented by Suzano, totaled R\$48,590 through December 31, 2020 (Note 30).

- (iii) Protection for business: to date, the Company continues with its normal operations and a crisis management committee has been implemented.

The paper and pulp sector were recognized by the World Health Organization ("WHO"), as well as by several countries, as a producer of goods essential to society. Therefore, in order to fulfill the responsibility arising from the essentiality of the business, Suzano has taken measures to ensure, to the greatest extent possible, operational normality and full service to its customers, increasing the level of wood and raw material inventories in the factories and has been advancing its inventories of finished goods product bringing them closer to their customers to mitigate possible risks of disruption in the factories' supply chain and the sale of their products.

The current situation resulting from the COVID-19 also implies a higher credit risk, especially for its customers in the paper business. Thus, the Company has also been monitoring the evolution of this risk and implementing measures to mitigate it, and so far, there has been no significant financial impact.

Due to the social isolation measures adopted in Brazil and in several countries around the world, causing schools and offices to close, for example, the demand for printing and writing papers was reduced. In light of this situation, as announced by paper producers in several countries around the world, Suzano decided to temporarily reduce its paper production volume. As previously disclosed in the quarterly information for the period ended March 31, 2020, the Company temporarily stopped the production at the paper production lines of the Mucuri and Rio Verde units, however, the activities of the factories were resumed at normal level at the beginning of July 2020.

Finally, it is worth noting that, as a result of the current scenario, the Company has made and maintained a vast communication effort to further increase the interaction with its main stakeholders, with the objective of guaranteeing the adequate transparency and flow of information with the them in a timely manner to the dynamics of the social and economic conjuncture.

### **1.2.2. Sale of rural properties and forests ("Transaction")**

On November 20, 2020, the Company announced that it entered into an agreement for purchase and sale of forests, commitment to purchase and sale rural properties and other covenants,

with Bracell SP Celulose Ltda. (“BSP”) and Turvinho Participações Ltda. (“Turvinho”, and in conjunction with BSP, "Buyers"), for which the Company sold and Buyers (i) acquired 21,066 hectares of rural property located in the central region of the State of São Paulo, partly through sale and partly by transfer of Suzano’s lease agreement to the Buyers; (ii) acquired mature and immature forests and (iii) committed to purchase an additional volume of wood, for the price of R\$1,056,756, whose composition of the consideration corresponds to:

- (i) Sale of rural properties: R\$680,895
- (ii) Sale of eucalyptus forests (mature) and forests in formation (immature): R\$375,860
- (iii) Transfer of lease agreements: R\$1

The Administrative Council for Economic Defense (“CADE”) analyzed the conditions applicable to this type of operation and approved the transaction, without restrictions, on December 8, 2020. On December 29, 2020, the process was completed and filed, issuing the Transit Certificate in Transaction Judgment.

The closing of the transaction, as established in the contract, took place on the 5th business day following the issuance of the CADE Certificate of Approval, with the transaction completion date, January 5, 2021, as described in Note 32.1.

For the year ended December 31, 2020, in compliance with IFRS 5 Non-Current Assets Held for Sale and Discontinued Operations, the Company reclassified to the item of non-current assets held for sale, the assets available immediately and under current conditions (rural properties and mature eucalyptus forests), in the total amount of R\$ 313,338, of which:

- (iv) Property, plant and equipment: referring to rural properties in the amount of R\$289,867, corresponding to the book value and deemed cost; and
- (v) Biological Assets: referring to mature eucalyptus forests (over 7 years of planting) in the amount of R\$23,471, corresponding to the book value of the formation cost.

For rural properties that have eucalyptus forests in formation (immature), the Company and Turvinho signed a lending agreement on the date of completion of the transaction ("Closing"). The contract will remain in effect until the biological assets reaches the cut-off point (mature), when the wood will be delivered to Bracell. The projection of wood delivery will occur during the period from the year ended in 2021 to 2027.

The biological assets corresponding to eucalyptus forests in formation (immature), in the amount of R\$140,142, remains classified in biological assets, until its formation and delivery of the wood to Bracell.

### 1.2.3. Approval of the legal merger of Facepa

On December 28, 2020, the Company approved in the Extraordinary Shareholders Meeting of Suzano the legal merger of Facepa, a wholly-owned subsidiary of Suzano, with the transfer of all its equity to Suzano and its consequent winding up ("Legal Merger"), provided that the share capital of the Company not changed due to the Legal Merger. Because of the Legal Merger, Suzano succeeded Facepa in all its rights and obligations.

The following table summarizes, the balance sheet of Facepa as of December 31, 2020:

ASSET		LIABILITIES	
CURRENT		CURRENT	
Cash and cash equivalentes	47,397	Trade accounts payable	219,578
Trade accounts receivable	53,777	Lease liabilities	451
Inventories	34,977	Taxes payable	1,813

Recoverable taxes	45,738	Payroll and charge	7,064
Other assets	1,845	Dividends payable	8,004
<b>Total current asset</b>	<b>183,734</b>	Other liabilities	4,515
		<b>Total current liabilities</b>	<b>241,425</b>
<b>NON-CURRENT</b>		<b>NON-CURRENT</b>	
Recoverable taxes	183	Loans and financing	3,650
Deferred taxes	4,498	Lease liabilities	1,011
Judicial deposits	1,231	Provision for judicial liabilities	7
	<b>5,912</b>	<b>Total non-current liabilities</b>	<b>4,668</b>
		<b>TOTAL LIABILITIES</b>	<b>246,093</b>
Investment	15,839		
Property, plant and equipment	65,487		
Right of use	1,389	<b>EQUITY</b>	
Intangible	120	Share capital	24,713
	<b>82,835</b>	Accumulated profit	1,675
<b>Total non-current asset</b>	<b>88,747</b>	<b>Total equity</b>	<b>26,388</b>
<b>TOTAL ASSET</b>	<b>272,481</b>	<b>TOTAL LIABILITIES AND EQUITY</b>	<b>272,481</b>

### 1.3. Major events in the year ended

#### 1.3.1. Business combination with Fibria

On January 3, 2019, acquisition date of control by Suzano, after all fulfilled conditions for the conclusion of business combination and shareholding base, Fibria's shares were exchanged for Suzano's shares and on January 14, 2019, Suzano concluded the corporate reorganization process, following the terms of the Agreement signed by both entities on March 15, 2018.

Suzano performed a valuation analysis of the fair value of the assets acquired and liabilities assumed of Fibria and, using the total transferred consideration for the Merger, and allocated for such assets and liabilities.

The following table summarizes the final purchase price allocation based on the appraisal report prepared by an independent and specialized entity:

Cash consideration	27,797,441
Issuance of shares by Suzano	9,438,413
<b>Total consideration</b>	<b>37,235,854</b>
Book value of Fibria's shareholders' equity	14,149,004
Write-off of the book value of existing goodwill, net of the deferred income taxes	(3,495,077)
Mandatory minimum dividends (eliminated from the balance sheet at the date of acquisition)	724,829
<b>Book value of Fibria's shareholders' equity, net of goodwill</b>	<b>11,378,756</b>
Fair value adjustment on business combination with Fibria (assets and liabilities):	
Inventories	2,178,903 <sup>(1)</sup>
Property, plant and equipment	9,362,315 <sup>(2)</sup>
Customer relationship	9,030,779 <sup>(3)</sup>
Port assets	749,060 <sup>(4)</sup>
Contingent liabilities	(2,970,546) <sup>(5)</sup>
Loans and financing	(59,921) <sup>(6)</sup>
Taxes recoverable	(235,843) <sup>(7)</sup>

Other assets and liabilities, net	451,624 <sup>(8)</sup>
Deferred taxes, net	(546,324) <sup>(9)</sup>
<b>Total impact of fair value</b>	<b>17,960,047</b>
<b>Goodwill on the expectation of future profitability</b>	<b>7,897,051 <sup>(10)</sup></b>

- 1) Measured considering the balance of finished products based on selling price, net of selling expenses and an accepted margin based on the results achieved in 2018.
- 2) Determined based on the analysis of market data on comparable transactions and cost quantification, based on the estimate of replacement or replacement value of the assets.
- 3) In order to determine the fair value adjustment in the customer portfolio, the income approach and the method were used to measure the present value of the income that will be generated during the remaining useful life of the asset. Considering the 5-year history of Fibria's sales data and the churn rate that measures customer satisfaction and customer permanence in the portfolio, the adjustment was measured using estimated discounted cash flows.
- 4) Fibria has concession contracts and port assets to assist in port operations in Brazil. For fair value measurement of these assets was considered the income approach, the Multi Period Excess Earnings Method ("MPEEM") that measures the present value of the income that will be generated during the remaining useful life of the asset and method of direct cost differential.
- 5) In the business combination, for the contingencies fair value measurement, whose chances of loss were classified as possible and remote, Fibria's Management and its external and independent advisors were considered for their fair values, whose amounts were measured based on the analyzes of Company's external lawyers.
- 6) The adjustment to fair value of loans and financing was measured based on the fair value of the Bonds, based on the quotation of the security in the secondary market, and the adjustment to present value considering the market rate at the base date on December 31, 2018.
- 7) For the measurement of the fair value of the taxes to be recovered, the amount to be recovered, discounted to the present value considering the expected Selic rate for the tax period, was considered.
- 8) In other net assets and liabilities, including supply contracts, accounts receivable and advances to suppliers, the income evaluation methodology, the present value and the direct cost differential were used.
- 9) Deferred asset on income tax on fair value adjustments of assets of Veracel and Portocel. For the remaining fair value, we did not recognize deferred liability on income taxes liabilities due to Fibria's Legal Merger in April 2019.
- 10) Goodwill is attributable to the strong market position and expected future profitability of Fibria in negotiations in the eucalyptus pulp market.

### 1.3.2. Approval of the legal merger of Fibria

On April 1st, 2019, the Company approved in the Extraordinary Shareholders Meeting of Suzano the legal merger of Fibria, a wholly-owned subsidiary of Suzano, with the transfer of all its equity to Suzano and its consequent winding up ("Legal Merger"), provided that the share capital of the Company not changed due to the Legal Merger. Because of the Legal Merger, the Suzano succeeded Fibria in all its rights and obligations.

The following table summarizes, the main items balance sheet of Fibria as of March 31, 2019.

ASSETS	LIABILITIES
CURRENT	CURRENT



Cash and cash equivalents	29,086	Trade accounts payable	955,210
Marketable securities	2,734,027	Loans and financing	816,180
Trade accounts receivable	3,572,059	Lease liabilities	420,241
Inventories	1,714,560	Taxes payable	36,057
Recoverable taxes	768,439	Payroll and charges	104,246
Derivative financial instruments	256,675	Related parties	1,179,254
Other assets	161,238	Derivative financial instruments	254,444
<b>Total current assets</b>	<b>9,236,084</b>	Dividends payable	4,015
		Other liabilities	946,099
		<b>Total current liabilities</b>	<b>4,715,746</b>
<b>NON-CURRENT</b>		<b>NON-CURRENT</b>	
Marketable securities	175,559	Loans and financing	8,139,390
Recoverable taxes	546,234	Derivative financial instruments	678,833
Deferred taxes	1,364,363	Lease liabilities	1,972,531
Derivative financial instruments	723,084	Related parties	16,305,560
Advances to suppliers	696,767	Employee benefits	144,557
Judicial deposits	190,533	Provision for judicial liabilities	190,698
Other assets	100,877	Other liabilities	175,934
		<b>Total non-current liabilities</b>	<b>27,607,503</b>
		<b>TOTAL LIABILITIES</b>	<b>32,323,249</b>
Biological assets	4,355,102		
Investments	9,481,900		
Property, plant and equipment	14,633,114		
Right of use	2,301,427		
Intangible assets	118,920		
<b>Total non-current</b>	<b>34,687,880</b>	<b>EQUITY</b>	<b>11,600,715</b>
<b>TOTAL ASSETS</b>	<b>43,923,964</b>	<b>TOTAL EQUITY AND LIABILITIES</b>	<b>43,923,964</b>

**BASIS OF PREPARATION  
AND PRESENTATION OF  
FINANCIAL  
STATEMENTS**

**12 Months Ended**

**Dec. 31, 2020**

**BASIS OF PREPARATION  
AND PRESENTATION OF  
FINANCIAL  
STATEMENTS**

**BASIS OF PREPARATION  
AND PRESENTATION OF  
FINANCIAL STATEMENTS**

**2. BASIS OF PREPARATION AND PRESENTATION OF FINANCIAL STATEMENTS**

The Company's consolidated financial statements are prepared in accordance with and in compliance with the International Financial Reporting Standards ("IFRS") issued by the International Accounting Standards Board ("IASB") and disclose all the applicable significant information related to the financial statements, which is consistent with the information utilized by Management in the performance of its duties.

The Company's consolidated financial statements are expressed in thousands of Brazilian Reais ("R\$"), as well as the amounts of other currencies disclosed in the financial statements, when applicable, were also expressed in thousands, unless otherwise stated.

The preparation of consolidated financial statements requires Management to make judgments, use estimates and adopt assumptions in the process of applying accounting practices, that affect the disclosed amounts of revenues, expenses, assets and liabilities, including contingent liabilities. The accounting practices requiring a higher level of judgment and which are more complex, as well as areas in which assumptions and estimates are significant, are disclosed in note 3.2.34.

The consolidated financial statements were prepared on the historical cost basis, except for the following material items recognized:

- (i) derivative and non-derivative financial instruments measured at fair value;
- (ii) share-based payments and employee benefits measured at fair value;
- (iii) biological assets measured at fair value; and
- (iv) deemed cost of property, plant and equipment.

The main accounting policies applied in the preparation of these consolidated financial statements are presented in note 3.

The consolidated financial statements were prepared under the going concern assumption.

**SUMMARY OF  
SIGNIFICANT  
ACCOUNTING POLICIES**

**12 Months Ended**

**Dec. 31, 2020**

**SUMMARY OF  
SIGNIFICANT  
ACCOUNTING POLICIES**

**SUMMARY OF  
SIGNIFICANT  
ACCOUNTING POLICIES**

**3. SUMMARY OF SIGNIFICANT ACCOUNTING POLICIES**

The consolidated financial statements were prepared in accordance with information from Suzano and its subsidiaries on the same base date, as well as consistent accounting policies and practices.

The accounting policies have been consistently applied to all consolidated companies.

There was no change in relation to such policies and methods for calculating estimates, except for the new accounting policies presented in note 3.1, adopted as of January 1, 2020 and whose estimated impact was disclosed in the annual financial statements of December 31, 2019.

**3.1. New accounting policies and changes in the accounting policies adopted**

**3.1.1. Change in the functional currency**

Due to the merger with Fibria, the Company had several changes in the structure, activities and operations during the year of 2019 that led management to conclude that they needed to reassess the functional currency of its subsidiaries whose functional currency was different from Brazilian Reais.

Those facts resulted in the corporate reorganization, as well as, it has impacted how management conducted the Company's business in order to achieve the alignment between the cultures of the two Companies, the unification of processes, operating, systems, tax strategies and synergy gains arising from the business combination. In this process some of Company's wholly-owned subsidiaries were considered an extension of the activities of the parent company.

These circumstances collectively justify the change in the functional currency to Brazilian Real and they have occurred gradually during 2019, therefore it was not practicable to determine the date of the change at a precise point during the reporting period. Thus, the Company changed the functional currency of those wholly-owned subsidiaries as of January 1, 2020.

The cumulative translation adjustment ("CTA") arising from the translation of a foreign operation previously recognized in other comprehensive income will not be reclassified from equity to profit or loss until the disposal of the operations. The total or partial disposal of interest in wholly-owned subsidiaries occurs through sale or dissolution, of all or part of operation.

Therefore, the financial statements of foreign subsidiaries, whose functional currency are different from Brazilian Reais, were translated using the criteria established below:

- (i) assets and liabilities are translated at the exchange rate in effect at period end;
- (ii) revenues and expenses are translated based on the monthly average rate;
- (iii) the cumulative effects of gains or losses upon translation are recognized as accumulated foreign currency translation adjustments component of other comprehensive income.

And as from January 1, 2020, the financial statements of foreign subsidiaries, whose functional currency became the Brazilian Real, are converted using the criteria established below:

- (iv) monetary assets and liabilities are translated at the exchange rate in effect at period-end;
- (v) non-monetary assets and liabilities are translated at the historical rate of the transaction;
- (vi) revenues and expenses are translated based on monthly average rate;
- (vii) the cumulative effects of gains or losses on the conversion of the above items are recorded in the financial result of the year.

### **3.1.2. Business combination – IFRS 3**

This pronouncement was amended and clarifies definition of a “business”. It is also permitted a simplified assessment of whether an acquired set of activities and assets is a group of assets rather than a business. The Company assessed the content of this pronouncement and did not identify any impacts.

### **3.1.3. Presentation of financial statements – IAS 1 and Accounting policies, changes in accounting estimates and errors – IAS 8**

This pronouncement was amended and clarifies definition of a “material” and how it should be applied by (i) including in the definition guidance that until now has featured elsewhere in IFRS Standards, (ii) improving the explanations accompanying the definition and, (iii) ensuring that the definition of material is consistent across all IFRS Standards. The Company assessed the content of this pronouncement and did not identify any impacts.

### **3.1.4. Conceptual framework for financial reporting**

This pronouncement was changed and includes new concepts on the presentation, measurement and disclosure of the financial statements, the main highlights being:

- (i) the objective of the financial report;
- (ii) the qualitative characteristics of useful financial information;
- (iii) the description of the reporting entity and its limit;
- (iv) definitions of assets, liabilities, equity, income and expenses;
- (v) criteria for the inclusion of assets and liabilities in the financial statements (recognition) and guidance on when to remove them (derecognition);
- (vi) measurement bases and guidance on when to use them;
- (vii) concepts and guidelines on presentation and disclosure.

These changes help to ensure that accounting standards are conceptually consistent and that similar transactions are treated in the same way, in order to provide useful information for investors and creditors.

The Company assessed the content of this pronouncement and did not identify any impacts.

### **3.1.5. Lease – IFRS 16**

This pronouncement was changed as a result of benefits related to COVID-19 granted to lessee under lease agreements. The Company assessed the content of this pronouncement and did not identify any impacts, for the clauses of the current lease agreements remained unchanged.

### **3.1.6. Interest rate reform – IAS 39 / IFRS 7 and IFRS 9 - Phase 1 (Applicable on/or after January 1, 2020)**

These pronouncements were amended by the IASB in response to the ongoing reform of the Interbank offered rates (“Ibor”) and other reference interest rates, issuing a package of amendments to IFRS standards. According to the IASB, the changes are aimed at helping companies to provide investors with useful information about the effects of the reform on its financial statements.

The changes made by the IASB, in 2020, complement the issued in 2019 and considers the effects, in the financial statements, when a company substitutes, as a result of the reform, the old reference interest rate with an alternative.

The adoption of this pronouncement is divided into 2 (two) phases, being:

- (i) Phase 1: the changes to this phase were issued in September 2019 and provided temporary exemptions from the application of specific hedge accounting requirements for relationships affected by uncertainties that arise as a result of the IBOR reform (exemptions from Phase 1). The Company assessed the amendments and did not identify any impacts; and
- (ii) Phase 2: the changes to this phase were issued in August 2020 and can be summarized as follows: changes in contractual cash flows, hedge accounting requirements and disclosures (Note 3.3.1).

## **3.2. Accounting policies adopted**

### **3.2.1. Consolidated financial statements**

The consolidated financial statements were prepared based on the information of Suzano and its subsidiaries in the year ended December 31, 2020, as well as in accordance with consistent accounting practices and policies, except to Futuragene PLC, which period end is November 30, 2020, however, has no material impact in the consolidated financial statements, and if there is any significant event up to December 31, 2020, it is adjusted in the consolidated financial statement. The Company consolidates all subsidiaries over which it has direct or indirect control, that is, when it is exposed or has rights to variable returns on its investment with the investee and has the capacity and ability to direct the relevant activities of the investee and has the ability to direct the investee's relevant activities.

Additionally, all transactions and balances between Suzano and its subsidiaries, associates and joint ventures are eliminated in the consolidated financial statements, as well as unrealized gains or losses arising from these transactions, net of tax effects. Non-controlling interest is highlighted.

### **3.2.2. Subsidiaries**

These all entities over which the Company has the power to govern the financial and operating policies of the entity, generally through a majority voting rights. The Company controls an entity when the Company is exposed to, or has rights to, variable returns on its investment with the investee and has the ability to affect those returns through its power over the entity.

Subsidiaries are consolidated from the date on which control is obtained and de-consolidated from the date that control ceases.

### **3.2.3. Joint operations**

These are all entities in which the Company maintains the contractually established control over its economic activity and exists only when the strategic, financial and operational decisions regarding the activity require the unanimous consent of the parties sharing the control.

In the consolidated financial statements, the balance of assets, liabilities, revenues and expenses are recognized proportionally to the interest in joint operation.

#### **3.2.4. Associated and joint ventures**

These are all entities are initially recognized at cost and adjusted thereafter for the equity method, being increased or reduced from its interest in the investee's income after the acquisition date.

In the investments in associates, the Company must have significant influence, which is the power to participate in the financial and operating policy decisions of the investee, without having its control or joint control of those policies. In investments in joint ventures there is a contractually agreed sharing of control through an arrangement, which exists only when decisions about the relevant activities require the unanimous consent of the parties sharing control.

In the consolidated financial statements, the balance of assets, liabilities, revenues and expenses are eliminated, as well as unrealized gains and losses and investments in these entities and their respective equity accounting results.

In relation to associates Ensyn and Spinnova, which period end is November 30, 2020 for their financial statements, they have no material impact in the consolidated financial statement and, if any significant event had occurred until December 31, 2020, it would be adjusted in the consolidated financial statement.

#### **3.2.5. Translation of financial statements to functional and presentation currency**

The Company defined that for all its wholly owned subsidiaries, the functional and presentation currency is the Real. Except for investments in associates abroad related to Ensyn Corporation, F&E Technologies LLC and Spinnova OY, the functional currencies are different from the Real, whose accumulated gain or loss effects on the conversion of financial statements, are recorded in other comprehensive income, in equity.

The individual financial statements of each foreign subsidiaries included in the consolidated financial statement, are prepared in accordance with local currency of the subsidiary operates and translated into Company's functional and presentation currency.

##### **3.2.5.1. Transactions and balances in foreign currency**

These are translated using the following criteria:

- (i) monetary assets and liabilities are translated at the exchange rate in effect at year-end;
- (ii) non-monetary assets and liabilities are translated at the historical rate of the transaction;
- (iii) revenues and expenses are translated based on monthly average rate; and
- (iv) the cumulative effects of gains or losses upon translation are recognized in the other comprehensive income.

#### **3.2.6. Hyperinflationary economies**

Entities based in Argentina, a country considered to have a hyperinflationary economy, are subject to the requirements of IAS 29 - Financial Reporting in Hyperinflationary Economies.

Non-monetary items, as well as incomes and expenses, are adjusted by the changes in the inflation index between the initial recognition and the closing date, so that the balances are stated at current value.

However, the Company's wholly-owned subsidiary based in Argentina, the functional currency has been the Real since January 1, 2020, as disclosed in note 3.2.7.1 of the financial statements ended on December 31, 2019, therefore it is no longer an entity with hyperinflationary currency and discontinued the preparation and presentation of its individual financial statement in accordance with IAS 29 - Financial Reporting in Hyperinflationary Economies.

The amounts in the financial statements on that date were considered as historical cost, being the basis of the book values of the subsequent financial statements, that is, the updated values are the cost bases of the non-monetary items in the subsequent financial statements, being subject to the requirements of the note 3.2.7.1 above disclosed.

### **3.2.7. Business combinations**

These are accounted for using the acquisition method when control is transferred to acquirer. The cost of an acquisition is the sum of the consideration paid, evaluated based on the fair value at acquisition date, and the amount of any non-controlling interests in the acquire. For each business combination, the Company recognizes any non-controlling interest in the acquire either at fair value or at the non-controlling interest's proportionate share of the acquirer's net assets. The costs directly attributable to the acquisition are recorded as expense when incurred, except for costs related to the issuance of debt instruments or equity instruments, which are presented as debt reduction or equity, respectively.

In a business combination, assets acquired and liabilities assumed are evaluate in order to classify and allocate them assessing the terms of the agreement, economic circumstances and other conditions at the acquisition date.

Goodwill is initially measured as the excess of the consideration paid over the fair value of the net assets acquired. After initial recognition, goodwill is measured at cost, net of any accumulated impairment losses. For purposes of impairment testing, the goodwill recognized in a business combination, as from the acquisition date, is allocated to each of the Company's cash generating units.

Gains on an advantageous purchase are recognized immediately in the result. The borrowing costs are recorded in the income statement as incurred.

Contingent liabilities related to tax, civil and labor classified in the acquired company as possible and remote risk is recognized by the acquirer, at its fair values.

Transactions in the acquisition of shares with shared control over the net assets traded apply complementary guidance to IFRS 3 - Business Combination, IFRS 11 and IAS 28 – Investments in Associates and Joint Ventures. Based on the equity method, investment is initially recognized at cost. The carrying amount of the investment is adjusted for recognition of changes in the Company's share in the acquirer's Shareholders' equity as of the acquisition date. Goodwill is segregated from carrying amount of the investment. Other intangible assets identified in the transaction shall be allocated in proportion to the interest acquired by the Company, by the difference between the carrying amounts recorded in the acquired entity and its fair value assets, which may be amortized.

### **3.2.8. Segment information**

An operating segment is a component of the Company that carries out business activities from which it can obtain revenues and incur expenses. The operating segments reflect how the Company's management reviews financial information to make decisions. The Company's management has identified reportable segments, which meet the quantitative and qualitative disclosure requirements. The segments identified for disclosure represent mainly sales channels.

### **3.2.9. Cash and cash equivalents**

Include cash on hand, bank deposits and highly liquid short-term investments with maturities, upon acquisition, of 90 days or less, which are readily convertible into known amounts of cash and subject to insignificant risk of change in value. The investments classified in this group, due to their nature, are measured at fair value through the profit or loss.

### **3.2.10. Financial assets**

#### **3.2.10.1. Classification**

Financial assets are classification based on the purpose for which the financial assets were acquired, as set forth below:

- (i) financial assets at amortized cost;
- (ii) financial assets at fair value through other comprehensive income;
- (iii) financial assets at fair value through profit or loss.

Regular purchases and sales of financial assets are recognized on the trade date, it means, the date on which the Company commits to purchase or sell the asset. Financial assets are derecognized when the rights to receive cash flows from the investments have expired or have been transferred but only if Fibria has transferred substantially all risks and rewards of ownership.

##### **3.2.10.1.1. Financial instruments measured at amortized cost**

Financial assets at amortized cost are financial assets held by the Company (i) in order to receive their contractual cash flow and not to sell to realization a profit or loss and (ii) whose contractual terms give rise, on specified dates, to cash flows that exclusively, payments of principal and interest on the principal amount outstanding. Any changes are recognized under financial income (expense) in income statement.

It includes the balance of cash and cash equivalents, trade accounts receivable and other assets.

##### **3.2.10.1.2. Financial assets at fair value through other comprehensive income**

Financial assets at fair value through other comprehensive income are financial assets held by the Company (i) either to receive their contractual cash flow as the for sale with realization of profit or loss and (ii) whose contractual terms give rise on specified dates, to cash flows constituting, exclusively, payments of principal and interest on the principal amount outstanding. In addition, investments in equity instruments where, on initial recognition, the Company elected to present subsequent changes in its fair value to other comprehensive income, are classified in this category. Any changes are recognized under net financial income (expense) in income statement, except for the fair value of investment in equity instruments, which are recognized in other comprehensive income.

This category includes the balance of other investments (Note 14).

##### **3.2.10.1.3. Financial assets at fair value through profit or loss**

Financial assets at fair value through profit or loss are either designated in this category or not classified in any of the other categories. . Any changes are recognized under financial income (expense) in income statement for non-derivative financial instruments and for financial derivative instruments under income from derivative financial instruments.

This category includes the balance of marketable securities, financial assets at fair value through profit or loss are the balance of derivative financial instruments, including embedded derivatives, stock options and other securities.



### **3.2.10.2. Settlement of financial instruments**

Financial assets and liabilities are settled and the net amount is recorded in the balance sheet when there is a (i) legally enforceable right to settle the recognized amounts and (ii) there is an intention to settle on a net basis or realize the asset and settle the liability simultaneously.

### **3.2.10.3. Impairment of financial assets**

#### **3.2.10.3.1. Financial instruments measured at amortized cost**

Annually, the Company assesses if there is evidence that a financial asset is impaired. A financial is impaired only if there is evidence of an impairment as a result of one or more events that occurred after the initial recognition of the asset and that loss event has an impact on the estimated future cash flows of the financial asset that can be reliably estimated.

The criteria that the Company uses to determine if there is evidence of an impairment loss include:

- (i) significant financial difficulty of the issuer or debtor;
- (ii) default or late interest or principal payments in the agreement;
- (iii) where Company, for economic or legal reasons relating to the borrower's financial difficulty, grants to the borrower a concession that the lender would not otherwise receive;
- (iv) it becomes probable that the borrower will enter bankruptcy or other financial reorganization;
- (v) the disappearance of an active market for that financial asset because of financial difficulties;
- (vi) observable data indicating that there is a measurable decrease in the estimated future cash flows from a portfolio of financial assets since the initial recognition of those assets, although the decrease cannot yet be identified with the individual financial assets in the portfolio.

The amount of an impairment loss is measured as the difference between the carrying amount of the asset and the present value of estimated future cash flows discounted at the financial asset's original effective interest rate. If the financial asset is impaired the carrying amount of the asset is reduced and a loss is recognized in the income statement.

In a subsequent measurement, if there is an improvement in the asset rating, such as an improvement in the debtor's credit rating, the reversal of the previously recognized impairment loss is recognized in the income statement.

#### **3.2.10.3.2. Financial assets at fair value through other comprehensive income**

Annually, the Company evaluate if there is evidence that a financial asset is impaired.

For such financial assets, a significant or prolonged decrease in the fair value of the security below its cost is an evidence that the assets are impaired. If any such evidence exists, impairment loss is measured by the difference between the acquisition cost and the current fair value, less any loss previously recognized in other comprehensive income, shall be recognized in the income statement.

### **3.2.11. Derivative financial instruments and hedging activities**

Derivatives financial instruments are recognized at fair value on the date the derivative agreement is entered into and are subsequently remeasured at fair value. Changes in fair value are recorded in under result of derivative financial instruments in the income statement.

Embedded derivatives in non-derivative main contracts are required to be separated when their risks and characteristics are not-closely related to those of main contracts and these are not measured at fair value through profit or loss.

Non-option embedded derivatives are separated from the main contracts in accordance with its stated or implied substantive terms, so that they have zero fair value on initial recognition.

#### **3.2.12. Trade accounts receivables**

These are recorded at the invoiced amount, in the normal course of the Company's business, adjusted to exchange rate variation when denominated in foreign currency and, if applicable, net of expected credit losses.

The Company applies the aging-based provision matrix with the appropriate grouping of your portfolio. When necessary, based on individual analysis, the provision for expected loss is supplemented.

The Company adopts procedures and analysis to establish credit limits.

The Company examines on a monthly basis the maturity of receivables and identifies those customers with overdue balances assessing the specific situation of each client including the risk of loss, the existence of contracted insurance, letters of credit, collateral and the customer's financial situation. In the event of default, collection attempts are made, which include direct contact with customers and collection through third parties. Should these efforts prove unsuccessful, court measures are considered and credit expected loss is recognized. The notes are written-off from the credit expected loss when Management considers that they are not recoverable after taking all appropriate measures to collect them.

#### **3.2.13. Inventories**

These are evaluated at average acquisition or formation cost of finished products, net of recoverable taxes, not exceeding their net realizable value.

Finished products and work-in-process consist of raw materials, direct labor, production costs, freight, storage and general production expenses, which are related to the processes required to make the products available for sale.

Imports in transit are presented at the cost incurred until the balance sheet date.

The raw materials derived from biological assets are measured based on their fair value less cost to sell at the point of harvest and freight costs.

Provisions for obsolescence, adjustments to net realizable value, impaired items and slow-moving inventories are recorded when necessary. Usual production losses are recorded and are an integral part of the production cost of the respective month, whereas abnormal losses, if any, are recorded directly as cost of sales.

#### **3.2.14. Non-current assets held for sale**

These are measured at carrying amount or fair value less costs to sell, whichever is lower, and are not depreciated or amortized. Such items are only classified under this account when the sale is highly probable and they are available for immediate sale under their current conditions.

#### **3.2.15. Biological assets**

The biological assets for production (mature and immature forests) are reforestation eucalyptus forests, with a formation cycle between planting until the harvest of approximately 7 (seven) years, measured at fair value. Depletion is measured by the amount of biological assets depleted (harvested) and measured at fair value less estimated costs to sell.

For the determination of the fair value, the income approach technique was applied using the discounted cash flow model, according to the projected productivity cycle for these assets. The assumptions used to measure the fair value are reviewed every six months, as the Company considers that this interval is sufficient so that there is no significant gap in the fair value balance of biological assets booked. Significant assumptions are presented in note 13.

The gain or loss on the assessment of fair value is recognized in the operating income (expenses), net.

Biological assets in formation under the age of 2 (two) years, accounted for at the formation cost and the areas of permanent environmental preservation, which are not recorded, and it is not included in the measurement at fair value, because it is not characterized as biological assets.

### **3.2.16. Property, plant and equipment**

Stated at the cost of acquisition, formation, construction or dismantling, net of recoverable taxes. Such cost is deducted of accumulated depreciation and accumulated impairment losses, when incurred, at the highest of the value of use and sale, less cost to sell. The borrowing costs are capitalized as a component of construction in progress, pursuant to with IAS 23, considering the weighted average interest rate of the Company's debt at the capitalization date.

Depreciation is recognized based on the estimated economic useful life of each asset on a straight-line basis. The estimated useful life, residual values and depreciation methods are annually reviewed and the effects of any changes in estimates are accounted for prospectively. Land is not depreciated.

The Company annually performs an analysis of impairment indicators of property, plant and equipment. An impairment for loss for property, plant and equipment, is only recognized if the related cash-generating unit is devalued. Such condition is also applied if the asset's recoverable amount is less than it is carrying amount. The recoverable amount of asset or cash-generating unit is the highest of its value in use and its fair value less cost to sell.

The cost of major renovations is capitalized if the future economic benefits exceed the performance standard initially estimated for the asset and are depreciated over the remaining useful life of the related asset.

Repairs and maintenance are expensed when incurred.

Gains and losses on disposals of property, plant and equipment are measured by comparing the proceeds with the book value and are recognized as other operating income a (expense), net at the disposal date.

### **3.2.17. Leasing**

The Company adopted IFRS 16 as of January 1, 2019. This standard determines that lessees must recognize future liabilities in their liabilities and their right to use the leased asset for all lease agreements, with exemption allowed to short-term or low-value contracts. Short-term or low-value contracts for the exemption of the standard refers to contracts where the individual value of the assets is lower than U.S.\$5 and maturity date is before 12 months, represented, mainly, by equipment of technology and vehicles. The Company adopted the standard using a modified retrospective approach that does not require the restatement of the comparative balances, before the leases were recognized under IAS 17 - Leases.

In adopting IFRS 16, the Company recognized the lease liabilities in relation to the agreements that meet the definition of lease, whose liabilities were measured at the present value of the remaining lease payments, discounted based on the incremental loan nominal rate. Assets associated with the right of use were measured at the amount equal to the lease liability on January 1st, 2019, with no impact on retained earnings.

The Company used the following practical expedients allowed by the standard:

- (i) the use of a single discount rate for a portfolio of leases with similar characteristics;
- (ii) leases whose maturity will occur within 12 months of the date of initial adoption of the standard, accounting was as short-term leases directly in the income statement;
- (iii) the accounting of lease payments as expenses in the case of leases for which the underlying asset is of low value;
- (iv) the use of hindsight in determining the lease term, when the agreement contains options to extend or terminate the lease; and
- (v) the Company excluded initial direct costs of measuring the right to use asset at the date of initial adoption.

A contract is, or contains a lease, if the contract transfers the right to control the use of an identified asset for a period in exchange for consideration, for which it is necessary to assess whether:

- (i) the contract involves the use of an identified asset, which may be explicit or implicit, and may be physically distinct or represent substantially the entire capacity of a physically distinct asset. If the supplier has a substantial right to replace the asset, then the asset is not identified;
- (ii) the Company has the right to obtain substantially all the economic benefits from using the asset during the contract period; and
- (iii) the Company has the right to direct the use of the asset. The Company has the right to decide to change how and for what purpose the asset is used, if:
  - has the right to operate the asset, or
  - designed the asset, in a way that predetermines how and for what purpose it will be used.

At the beginning of the contract, the Company recognizes a right-of-use asset and a lease liability that represents the obligation to make payments related to the underlying asset of the lease.

The right-to-use asset is initially measured at cost and comprises the initial amount of the lease liability adjusted for any payment made on or before the contract start date, plus any direct initial costs incurred and estimated disassembly, removal costs, restoration of the asset in the place where it is located, less any incentive received.

The right-to-use asset is subsequently depreciated using the straight-line method from the start date to the end of the useful life of the right to use or the end of the lease term. Except for land agreements that are automatically extended for the same period by means of notification to the lessor, for the other agreements are not allowed automatic renewals and for an indefinite period, as well as the exercise of termination is a right of both parties.

The lease liability is initially measured at the present value of the payments not made, less the incremental loan rate.

The lease liability is measured at amortized cost using the effective interest method. It is remeasured when there is a change:

- (i) in future payments resulting from a change in index or rate;
- (ii) in the estimate of the expected amount to be paid in the guaranteed residual value; or
- (iii) in the assessment of whether the Company will exercise the purchase option, extension or termination.

When the lease liability is remeasured, the corresponding adjustment amount is recorded in the book value of the right-of-use asset or in the profit and loss statement, if the book value of the right-of-use asset has been reduced to zero.

The Company does not have lease agreements with clauses of:

- (i) variable payments that are based on the performance of the leased assets;
- (ii) guarantee of residual value;
- (iii) restrictions, such as, for example, obligation to maintain financial ratios.

Short-term or low-value contracts for the exemption of the standard refers to contracts where the individual value of the assets is lower than U.S.\$5 and maturity date is before 12 months, are expensed as incurred.

### **3.2.18. Intangible assets**

These are measured at cost at the time they are initially recognized. The cost of intangible assets acquired in a business combination corresponds to the fair value at the acquisition date. After initial recognition, intangible assets are presented at cost less accumulated amortization and impairment losses, when applicable.

The useful life of intangible assets is assessed as finite or indefinite.

Intangible assets with a finite life are amortized over the economic useful life and reviewed for impairment whenever there is an indication that their carrying values may be impaired. The amortization period and method for an intangible asset with a finite useful life are reviewed at least at the end of each fiscal year. The amortization of intangible assets with a finite useful life is recognized in the statement of income as an expense related to its use and consistently with the economic useful life of the intangible asset.

Intangible assets with indefinite useful lives are not amortized, but are tested annually for impairment losses, individually or at the level of the CGU. The allocation is made to the CGU or group of CGUs that represents the lowest level within the entity, in which the goodwill is monitored for management's internal purposes, and that has benefited from the business combination. The Company records in this subgroup mainly goodwill for expected future profitability (goodwill) and easement of passage.

Such test involved the adoption of assumptions and judgments, disclosed in Note 16.

### **3.2.19. Current and deferred income tax and social contribution**

Income taxes comprise income tax and social contribution on net income, current and deferred. These taxes are recognized in the income statement, except to the extent that they are related to items recognized directly in equity. In this case, they are recognized in equity under the equity adjustment.

The current charge is calculated based on the tax laws enacted in the countries in which the Company and its subsidiaries and affiliates operate and generate taxable income. Management periodically evaluates the positions assumed in the income tax returns with respect to situations in which the applicable tax regulations give rise to interpretations and establishes provisions, when appropriate, based on the amounts that must be paid to the tax authorities.

Deferred tax and contribution liabilities are recognized on temporary differences between the tax bases of assets and liabilities and their carrying amounts in the financial statements. Deferred taxes

and contributions are determined based on the rates in force on the balance sheet date and, which must be applied when they are realized or when they are settled.

Deferred tax assets and contributions are recognized to the extent that it is probable that future taxable profit will be available to be used to offset temporary differences, based on projections of future results prepared and based on internal assumptions and future economic scenarios that may, therefore, undergo changes.

The projection for realization of deferred tax assets was prepared based on Management's estimates that are based on significant judgments and assumptions relating to net average pulp and paper prices and the transfer price with the subsidiary based in Austria. However, there are other assumptions that are not under the control of the Company, such as inflation rates, exchange rates, pulp prices practiced in the international market and other economic uncertainties in Brazil, future results may differ from those considered in the preparation of the consolidated projection.

Deferred income tax and social contribution are recognized on temporary differences arising from investments in subsidiaries and associates, except when the timing of the reversal of temporary differences is controlled by the Company, and if it is probable that the temporary difference will not be reversed in a foreseeable future.

Deferred taxes and contributions, assets and liabilities, are presented at the net amount in the balance sheet when there is a legal right and the intention to offset them when calculating current taxes, generally related to the same legal entity and the same tax authority.

#### **3.2.20. Trade accounts payable**

Corresponds to the obligations payable for goods or services acquired in the normal course of the Company's business, recognized at fair value and, subsequently, measured at amortized cost using the effective interest rate method, adjusted to present value and exchange rate variation when denominated in foreign currency, when applicable.

#### **3.2.21. Loans and financing**

Loans and financing are initially recognized at their fair value, net of costs incurred in the transaction and are subsequently stated at amortized cost. Any difference between the amounts raised and settled is recognized in the statement of income during the period in which the loans and financing are outstanding, using the effective tax rate method.

General or specific borrowing costs, directly attributed to the acquisition, construction or production of a qualified asset, are capitalized as a part of the cost of asset when it is probable that they will result in future economic benefits for the entity and that these costs may be measured with reliability. Other loan costs are recognized as expense in the period they are incurred.

#### **3.2.22. Provision, contingent assets and liabilities**

Contingent assets are not recorded. The recognition is only performed when are guarantees or judicial decisions favorable and the amount can be measured with safety. Contingent assets, for which such conditions are not met, are only disclosed in the notes to the financial statements when material.

The provisions are provided to the extent that the Company expects that is probable that it will disburse cash and the amount can be reliably estimated. Tax, civil, environment and labor proceedings are accrued when losses are assessed as probable and the amounts involved can be reliably measured. When the expectation of loss is possible, a description of the processes and amounts involved is disclosed in the notes to the financial statements. Contingent liabilities assessed as remote losses are neither accrued nor disclosed.

A contingent liabilities of business combinations are recognized if they arise from a present obligation that arose from past events and if their fair value can be measured reliably and subsequently are measured at the higher of:

- (i) the amount that would be recognized in accordance with the accounting policy for the provisions above that comply with IAS 37; or
- (ii) the amount initially recognized less, where appropriate, of recognized revenue in accordance with the policy of recognizing revenue from customer contracts IFRS 15.

### **3.2.23. Asset retirement obligations**

These primarily relate to future costs for the decommissioning of industrial landfill and related assets. A provision is recorded as a long-term obligation against property, plant and equipment. The provision and the corresponding property, plant and equipment are initially recorded at fair value, based on the present value of estimated cash flows for future cash payments discounted by an adjusted risk-free rate. The long-term obligation accrues interest using a long-term discount rate. The property, plant and equipment are depreciated on a straight-line basis over the useful life of the principal against to cost of sales of the income statement.

### **3.2.24. Share based payments**

The Company's executives and managers receive their compensation partially as share-based payment plans to be settled in cash and shares, and alternatively in cash.

Plan-related expenses are recognized in the income statement as a corresponding entry to financial liabilities during the vesting period when services will be rendered. The financial liability is measured by its fair value every balance sheet date and its variation is recorded in the income statement as administrative expenses.

At the option exercise date, if such options are exercised by executive in order to receive Company's shares, financial liabilities are reclassified under stock options granted in shareholders' equity. In case of option exercise paid in cash, the Company settles the financial liability in favor to the Company's executives.

### **3.2.25. Employee benefits**

The Company offers benefits related to supplementary contribution plan to all employees and medical assistance and insurance life for a determined group of former employees, and for the last two benefits an actuarial appraisal is annually prepared by an independent actuary and are reviewed by Management.

Actuarial gains and losses are recognized in other reserves when incurred. The interest incurred, resulting from changes in the present value of the actuarial liability, is recorded in income statement under the financial expenses.

### **3.2.26. Other assets and liabilities current and non-current**

Assets are recognized only when it is probable that the economic benefit associated with the transaction will flow to the entity and its cost or value can be measured reliably.

A liability is recognized when the Company has a legal or constructive obligation arising from a past event, and it is probable that an economic resource will be required to settle this liability.

### **3.2.27. Government grants and assistance**

Government grants and assistance are recognized at fair value when it is reasonably certain that the conditions established by the granting Governmental Authority were observed and that



these subsidies will be obtained. These are recorded as revenue or expense deduction in the income statement for the period of enjoyment of benefit and subsequently are allocated to the tax incentives reserve under shareholders' equity.

### **3.2.28. Dividend and interest on own capital**

The distribution of dividends or interest on shareholders' equity is recognized as a liability, calculated based on Corporate Law, the bylaws and the Company's Dividend Policy, which establishes that the minimum annual dividend is the lowest amount between (i) 25% of adjusted net income or (ii) the consolidated operating cash flow for the year and, provided they are declared before the end of the year. Any portion in excess of the minimum mandatory dividends, if declared after the balance sheet date, must be recorded under the additional dividends proposed in shareholders' equity, until approved by the shareholders at the General Assembly. After approval, reclassification to current liabilities is made.

The tax benefit of interest on equity is recognized in the income statement.

### **3.2.29. Share capital**

Common shares are classified under shareholders' equity. Incremental costs directly attributable to a public offer are stated under shareholders' equity as a deduction from the amount raised, net of taxes.

In 2019, the Company reclassified the share issuance costs from capital reserve to share capital.

### **3.2.30. Revenue recognition**

Revenue from contracts with customers are recognized as at which the products to customers transfer of control, represented by the ability to determine the use of products and obtain substantially all the remaining benefits from the products.

The Company follows the five-step model: (i) identification of contracts with customers; (ii) identification of performance obligations under contracts; (iii) determining the transaction price; (iv) allocation of the transaction price to the performance obligation provided for in the contracts and (v) recognition of revenue when the performance obligation is met.

For operating segment Pulp, revenue recognition is based on the parameters provided by (i) International Commercial Terms ("Incoterms"), when destined for the foreign market and (ii) lead time, when destined for the internal market.

For operating segment Paper and Consumer Goods, revenue recognition is based on the parameters provided by (i) the corresponding International Commercial Terms ("Incoterms") and (ii) lead time and are products destined for external and internal market.

Are measured at the fair value of the consideration received or receivable, net of taxes, returns, rebates and discounts and recognized in accordance with the accrual basis of accounting, when the amount is reliably measured.

Accumulated experience is used to estimate and provide for the rebates and discounts, using the expected value method, and revenue is only recognized to the extent that it is highly probable that a significant reversal will not occur. A refund liability (included in trade accounts receivable) is recognized for expected rebates and discounts payable to customers in relation to sales made until the end of the reporting period. No significant element of financing is deemed present as the sales are made with a short credit term.

### **3.2.31. Financial income and expenses**



Include interest income on financial assets, at the effective interest rate that includes the amortization of funding raising costs, gains and losses on derivative financial instruments, interest on loans and financing, exchange variations on loans and financing and other assets and financial liabilities and monetary variations on other assets and liabilities. Interest income and expenses are recognized in the income statement using the effective interest method.

### **3.2.32. Earnings (losses) per share**

Basic earnings (losses) per share are calculated by dividing the net profit (loss) attributable to the holders of ordinary shares of the Company by (losses) the weighted average number of ordinary shares during the year.

Diluted earnings per share are calculated by dividing the net profit (loss) attributable to the holders of ordinary shares of the Company by the weighted average number of ordinary shares, during the year, plus the weighted average number of ordinary shares that would be issued when converting all dilutive potential ordinary shares into ordinary shares.

### **3.2.33. Employee and management profit sharing**

Employees are entitled to profit sharing based on certain goals agreed annually. For the Administrators, the statutory provisions proposed by the Board of Directors and approved by the shareholders are used as a basis. Provisions for participation are recognized in the administrative expense, during the period in which the targets are attained.

### **3.2.34. Accounting judgments, estimates and assumptions**

As disclosed in note 2, Management used judgments, estimates and accounting assumptions regarding the future, whose uncertainty may lead to results that require a significant adjustment to the book value of certain assets, liabilities, income and expenses in future years, are presented below:

- control, significant influence and consolidation (Note 1.1);
- share-based payment transactions (Note 22);
- transfer to control for revenue recognition (Note 28);
- fair value of financial instruments (Note 4);
- annual analysis of the impairment of non-financial assets (Notes 15 and 16);
- expected credit losses (Note 7);
- net realizable value provision for inventories (Note 8);
- annual analyses of recoverability of taxes (Notes 9 e 12);
- fair value of biological assets (Note 13);
- useful life of property, plant and equipment and intangible assets with defined useful life (Notes 15 and 16);
- annual analysis recoverable amount of goodwill (Note 16);
- provision for legal liabilities (Note 20);
- pension and post-employment plans (Note 21);

The Company reviews the estimates and underlying assumptions used in its accounting estimates on annual basis. Revisions to accounting estimates are recognized in the period in which the estimates are revised.

### **3.3. New standards, revisions and interpretations not yet in force**

The new and changed standards and interpretations issued, but not yet in force until the issuance of the Company's consolidated financial statements, are described below. The Company intends to adopt these new standards, changes and interpretations, if applicable, when it come into force and does not expect to have a material impact on the financial statements.

### **3.3.1. Interest Rate Reform – IAS 39 / IFRS 7 and IFRS 9 - Phase 2 (Applicable on / or after January 1, 2021, early adoption permitted)**

In continuity with that disclosed in note 3.1.6 about phase 2, it is summarized as follows:

- (i) changes in contractual cash flows: Practical expedient that allows to replace, as a consequence of the reform, the effective interest rate of a financial asset or financial liability with a new economically equivalent rate, without derecognition of the contract;
- (ii) hedge accounting requirements: End of exemptions for evaluating the effectiveness of hedge accounting relationships (Phase 1); and
- (iii) disclosure: Requirements about the disclosure of risks to which the entity is exposed by the reform, risk management and evolution of the IBORs transition.

The Company assessed the phase 2 amendments and does not expect to have significant impacts on its debts and derivatives linked to LIBOR (note 4.4.2).

### **3.3.2. IAS 37 - Onerous contracts: Cost to fulfill an onerous contract (Applicable for annual periods on/or after January 1, 2022, early adoption permitted)**

The amendments to IAS 37 Provisions, Contingent Liabilities and Contingent Assets clarify what “costs to fulfill a contract” represent when a onerous contract is assessed. Some entities that apply the “incremental cost” approach may have the value of their provisions increased, or new provisions recognized for onerous contracts as a result of the new definition.

The need for clarification was caused by the introduction of IFRS 15, which replaced the existing requirements related to revenue, including guidelines contained in IAS 11, which dealt with construction contracts. While IAS 11 specified which costs were included as costs to fulfill a contract, IAS 37 did not do, generating a diversity of practice. The amendment aims to clarify which costs should be included in the assessment.

### **3.3.3. Property, plant and equipment - IAS 16 – Revenue earned before an asset is ready for its intended use (Applicable for annual periods beginning on/or after January 1, 2022, early adoption permitted)**

In the process of building an item of property, plant and equipment for its intended use, an entity may in the same time produce and sell products generated in the process of construction of the item of property, plant and equipment. Before the change proposed by the IASB, in practice, several ways of accounting for such revenues were found. The IASB has amended the standard to provide guidance on accounting for such revenues and related production costs.

With the new proposal, the sale revenue is no longer deducted from the cost of property, plant and equipment, but is recognized in the income statement together with the production costs of these items. IAS 2 Inventories must be applied in the identification and measurement of production costs.

### **3.3.4. Business Combination IFRS 3 - Reference to the conceptual framework**

The amendments update IFRS 3 so that it refers to the 2018 Conceptual Framework instead of the 1989 Structure. It also include in IFRS 3 the requirement that, for obligations within the scope of IAS 37, the buyer applies IAS 37 to determine whether there is a present obligation on the acquisition date due to past events. For a tax within the scope of IFRIC 21 - Levies, the buyer applies IFRIC 21 to determine whether the event that resulted in the obligation to pay the tax occurred up to the date of acquisition.

The amendments add an explicit statement that the buyer does not recognize contingent assets acquired in a business combination.

The changes are applicable to business combinations whose acquisition date occurs on or after the beginning of the first reporting period beginning on/or after January 1, 2022. Early adoption is permitted if the entity also adopts all other updated references (published together with the updated Conceptual Framework) on the same date or earlier.

**3.3.5. Presentation of the financial statements – IAS 1 – Classification of liabilities as current and non-current (Applicable for annual periods beginning on/or after January 1, 2023, early adoption permitted)**

The amendments to IAS 1 affect only the presentation of liabilities as current or non-current in the balance sheet and not the amount or the time of recognition of any asset, liability, income or expense, or the information disclosed about these items.

The amendments clarify that the classification of liabilities as current or non-current is based on the rights existing at the balance sheet date, specify that the classification is not affected by expectations about whether an entity will exercise its right to postpone the settlement of the liability, explain that the rights exist if restrictive clauses are complied with at the balance sheet date, and introduce the definition of 'settlement' to clarify that refers to the transfer to a counterparty; a cash value, equity instruments, other assets or services.

**FINANCIAL  
INSTRUMENTS AND  
RISKS MANAGEMENT**

**12 Months Ended  
Dec. 31, 2020**

**FINANCIAL  
INSTRUMENTS AND  
RISKS MANAGEMENT**

**FINANCIAL  
INSTRUMENTS AND  
RISKS MANAGEMENT**

**4. FINANCIAL INSTRUMENTS AND RISKS MANAGEMENT**

**4.1. Financial risks management**

**4.1.1. Overview**

The Company's Financial Policies were reviewed and approved at the Board of Directors' meeting held on August 13, 2020. During the review (i) a new Financial Risk Management Policy, which includes concepts, roles and general limits applicable to all other policies was prepared (ii) a new Counterparty and Issuer Risk Policy was prepared (iii) the Debt, Derivative and Cash Management Policies was revised. The purpose of this review is to improve the governance of financial issues and clarify the understanding of concepts and rules by the different target groups for these policies.

As a result of its activities, the Company is exposed to several financial risks, the main factors considered by management are set forth below:

- (i) liquidity;
- (ii) credit;
- (iii) exchange rate;
- (iv) interest rate;
- (v) fluctuations of commodity prices; and
- (vi) capital.

The Management is focused on generating consistent and sustainable results over time, however, arising from external risk factors, unintended level of volatility can influence the Company's cash flows and income statement.

The Company has policies and procedures for managing market risk which aims:

- (i) reduce, mitigate or transfer exposure aiming to protect the Company's cash flows and assets against fluctuations of market prices of raw material and products, exchange rates and interest rates, price and adjustment index ("market risk") or other assets or instruments traded in liquid markets or not to which the value of the assets, liabilities and cash flows are exposed;
- (ii) establish limits and instruments with the purpose of allocating the Company's cash within acceptable credit risk exposure parameters of financial institutions; and
- (iii) optimize the process of hiring financial instruments for protection against exposure to risk, drawing on natural hedges and correlations between the prices of different assets and markets, avoiding any waste of funds used to hiring inefficient transactions. All financial transactions entered into by the Company aim to protect existing exposures, with the assumption of new risks prohibited, except those arising from its operating activities.

Hedging instruments are hired exclusively for hedging purposes and are based on the following terms:

- (i) cash flow protection against currency mismatch;
- (ii) revenue flow protection for debt settlement and interest to fluctuation of interest rate and currencies; and
- (iii) fluctuation in pulp price and other supplies related to production.

Treasury team is responsible for identification, evaluating and seeking protection against possible financial risk. Board of Directors approves the financial policies that establish the principles and guidance for global risk management, the areas involved in these activities, the use of derivative and non-derivative financial instruments and the allocation of cash surplus.

The Company uses the most liquid financial instruments, and:

- (i) does not hired leveraged transactions or with other forms of embedded options that change its purpose of protection (hedge);
- (ii) does not have double indexed debt or other forms of implied options; and
- (iii) does not have any transaction that require margin deposits or other forms of collateral for counterparty credit risk.

The Company does not adopt hedge accounting. Therefore, gains and losses from derivative operations are fully recognized in the statements of income, as disclosed in Note 27.

#### 4.1.2. Rating

All transactions with financial instruments are recognized for accounting purposes and classified in the following categories:

	Note	December 31, 2020	December 31, 2019
<b>Assets</b>			
<b>Amortized cost</b>			
Cash and cash equivalents	5	6,835,057	3,249,127
Trade accounts receivable	7	2,915,206	3,035,817
Other assets		974,265	563,993
		<u>10,724,528</u>	<u>6,848,937</u>
<b>Fair value through other comprehensive income</b>			
Other investments	14	26,338	20,048
		<u>26,338</u>	<u>20,048</u>
<b>Fair value through profit or loss</b>			
Derivative financial instruments	4.5.1	1,341,420	1,098,972
Marketable securities	6	2,396,857	6,330,334
		<u>3,738,277</u>	<u>7,429,306</u>
		<u>14,489,143</u>	<u>14,298,291</u>
<b>Liabilities</b>			
<b>Amortized cost</b>			
Loans, financing and debentures	18.1	72,899,882	63,684,326
Lease liabilities	19.2	5,191,760	3,984,070
Liabilities for assets acquisitions and subsidiaries	23	502,228	541,615
Trade accounts payable	17	2,361,098	2,376,459
Other liabilities		<u>459,684</u>	<u>578,061</u>

		<b>81,414,652</b>	<b>71,164,531</b>
<b>Fair value through profit or loss</b>			
Derivative financial instruments	4.5.1	<b>8,117,400</b>	2,917,913
		<b>8,117,400</b>	2,917,913
		<b>89,532,052</b>	74,082,444
		<b>75,042,909</b>	59,784,153

#### 4.1.3. Fair value of loans and financing

The financial instruments are recognized at their contractual amounts. Derivative financial instrument agreements, used exclusively for hedging purposes, are measured at fair value.

In order to determine the market values of financial instruments traded in public and liquid markets, the market closing prices were used at the balance sheet dates. The fair value of interest rate and indexes swaps is calculated as the present value of their future cash flows discounted at the current interest rates available for operations with similar remaining terms and maturities. This calculation is based on the quotations of B3 and ANBIMA for interest rate transactions in Brazilian Reais and the British Bankers Association and Bloomberg for *London Interbank Offered Rate* (“LIBOR”) rate transactions. The fair value of forward or forward exchange agreements is determined using the forward exchange rates prevailing at the balance sheet dates, in accordance with B3 prices.

In order to determine the fair value of financial instruments traded in over-the-counter or unliquidated markets, a number of assumptions and methods based on normal market conditions and not for liquidation or forced sale, are used at each balance sheet date, including the use of option pricing models such as Garman-Kohlhagen, and estimates of discounted future cash flows. The fair value of agreements for the fixing of oil bunker prices is obtained based on the Platts index.

The result of the trading of financial instruments is recognized at the closing or hiring dates, where the Company undertakes to buy or sell these instruments. The obligations arising from the hiring of financial instruments are eliminated from our financial statements only when these instruments expire or when the risks, obligations and rights arising there from are transferred.

The estimated fair values of loans and financing are set forth below:

		<u>Yield used to discount</u>	<u>December 31, 2020</u>	<u>December 31, 2019</u>
<b>Quoted in the secondary market</b>				
<b>In foreign currency</b>				
	Secondary Market			
Bonds			<b>43,703,482</b>	30,066,087
<b>Estimated to present value</b>				
<b>In foreign currency</b>				
Export credits (“Pre-payment”)	LIBOR		<b>20,546,778</b>	17,213,963
Export credits (“ACC/ACE”)	DDI			575,521
<b>In local currency</b>				
BNP – Forest Financing	DI 1			193,646
BNDES – TJLP	DI 1		<b>1,399,177</b>	1,895,959
BNDES – TLP	DI 1		<b>647,235</b>	535,812
BNDES – Fixed	DI 1		<b>76,732</b>	113,979
BNDES – Selic (“Special Settlement and Custody System”)	DI 1		<b>960,215</b>	693,969
BNDES - Currency basket	DI 1		<b>27,239</b>	54,420
	DI			
CRA (“Agribusiness Receivables Certificate”)	1/IPCA		<b>3,286,792</b>	6,039,983
Debentures	DI 1		<b>5,498,793</b>	5,534,691
FINAME (“Special Agency of Industrial Financing”)	DI 1			14,168

FINEP (“Financier of Studies and Projects”)	DI 1		5,138
NCE (“Export Credit Notes”)	DI 1	<b>1,322,813</b>	1,445,383
NCR (“Rural Credit Notes”)	DI 1	<b>283,702</b>	288,122
Export credits (“Pre-payment”)	DI 1	<b>1,490,242</b>	1,464,798
FDCO (“West Center Development Fund”)	DI 1		571,904
		<b><u>79,243,200</u></b>	<b><u>66,707,543</u></b>

The Management considers that for its other financial liabilities measured at amortized cost, its book values approximate to their fair values and therefore the information on their fair values is not being presented.

#### 4.2. Liquidity risk

The Company’s guidance is to maintain a strong cash and marketable securities position to meet its financial and operating obligations. The amount kept as cash is used for payments expected in the normal course of its operations, while the cash surplus amount is invested in highly liquid financial investments according Cash Management Policy.

The cash position is monitored by the Company’s senior management, by means of management reports and participation in performance meetings with determined frequency. In the year ended December 31, 2020, the impacts in cash and marketable securities were as expected and the Company believes that, even with the impact of the devaluation of the real against the U.S. Dollars caused by the pandemic of COVID-19, payments of derivative instruments that matured in this period were offset by higher generation of operating cash.

As material fact disclosed to the market on February 14, 2020, the Company, voluntarily prepaid the principal amount of U.S.\$750,000 (equivalent, on the transaction date, to R\$3,240,229), related to an export prepayment, with quarterly interest payments of 1.15% p.a. plus quarterly LIBOR, which was scheduled to mature in February 14, 2023. At the same time, the Company entered into a new transaction related to an export prepayment in the amount of U.S.\$850,000 (equivalent, on the transaction date, to R\$3,672,259), of 1.15% p.a. plus quarterly LIBOR, which was scheduled to mature in February 13, 2026. Furthermore, as material fact disclosed to the market on February 28, 2020, the Company through its wholly-owned subsidiary Suzano Trading Ltd. ("Suzano Trading") exercised its right to redeem all of the outstanding aggregate principal amount of the 5.875% p.a. senior notes issued by it and guaranteed by Suzano due January 2021 ("2021 Notes") currently outstanding, in the total aggregate principal amount of U.S.\$189,630.

Such transactions were performed under market conditions, considered attractive by the Company, and even though they were carried out before the crisis caused by the COVID-19 pandemic, they were in line with the debt management strategy based on cost reduction and extension of the term portfolio, thus reinforcing our liquidity position.

In line with the announcement to the market on March 30, 2020, there was a disbursement of U.S.\$500,000 (equivalent to R\$2,638,221 on the transaction date) of its revolving credit facility maintained with certain financial institutions, of 1.30% plus quarterly LIBOR and maturity in February 2024. The disbursement is in line with the preventive measures that the Company has been taking to mitigate eventual impacts resulting from the COVID-19 pandemic and to bring even more strength to the liquidity position of the Company. On August 13, 2020, the Company announcement the market that returned in advance this revolving credit facility and such resources are fully available as a source of additional liquidity for the Company, if necessary.

All derivatives financial instruments were in the over-the-counter derivatives and do not require deposit of guarantee margins.

The remaining contractual maturities of financial liabilities are disclosed at the date of this financial information reporting date. The amounts as set forth below, consist in the undiscounted cash flows and include interest payments and exchange rate variation, and therefore may not be reconciled with the amounts disclosed in the balance sheet.

December 31, 2020						
	Total book value	Total future value	Up to 1 year	1 - 2 years	2 - 5 years	More than 5 years
<b>Liabilities</b>						
Trade accounts payables	2,361,098	2,361,098	2,361,098			
Loans, financing and debentures <sup>(1)</sup>	72,899,882	101,540,320	4,034,595	6,619,518	36,751,023	54,135,184
Lease liabilities	5,191,760	9,552,075	620,177	806,560	2,198,419	5,926,919
Liabilities for asset acquisitions and subsidiaries	502,228	573,920	116,376	112,155	253,419	91,970
Derivative financial instruments <sup>(1)</sup>	8,117,400	10,868,858	1,999,811	1,296,199	4,133,320	3,439,528
Other liabilities	459,684	459,684	360,916	98,768		
	<u>89,532,052</u>	<u>125,355,955</u>	<u>9,492,973</u>	<u>8,933,200</u>	<u>43,336,181</u>	<u>63,593,601</u>

1) The variation is due to the increase in the exchange rate variation in the year ended December 31, 2020.

December 31, 2019						
	Total book value	Total future value	Up to 1 year	1 - 2 years	2 - 5 years	More than 5 years
<b>Liabilities</b>						
Trade accounts payables	2,376,459	2,376,459	2,376,459			
Loans, financing and debentures	63,684,326	89,708,210	8,501,278	5,692,149	29,088,292	46,426,491
Lease liabilities	3,984,070	7,109,966	559,525	1,426,011	1,186,386	3,938,044
Liabilities for asset acquisitions and subsidiaries	541,615	618,910	103,132	101,149	315,989	98,640
Derivative financial instruments	2,917,913	8,299,319	1,488,906	415,791	1,258,200	5,136,422
Other liabilities	578,061	578,061	456,338	121,723		
	<u>74,082,444</u>	<u>108,690,925</u>	<u>13,485,638</u>	<u>7,756,823</u>	<u>31,848,867</u>	<u>55,599,597</u>

### 4.3. Credit risk management

It is related to the possibility of non-compliance with the counterparty commitment in an operation. Credit risk is managed on a group and arises from cash equivalents, marketable securities, derivative financial instruments, bank deposits, Bank Deposit Certificates ("CDB"), fixed income box, repurchase agreements, letters of credit, insurance, receivable terms of customers, advances to suppliers for new projects, among others.

#### 4.3.1. Trade accounts receivable and advances to supplier

As a result of the crisis caused by COVID-19, the Company started to accept requests for the extension of customer invoices, limiting these postponements to those invoices close to maturity, with due interest charges. However, in July 2020, the Company began to receive fewer requests for extensions, returning to levels prior to the crisis.

Most of the customers who requested extension are related to the domestic market in the paper segment and do not represent a significant amount compared to the Company's total accounts receivable.

The internal analyzes and credit metrics do not demonstrate that these delays may have a significant impact on the Company's liquidity position. There was also an increase in delays in Latin America, however, for this region, the Company has credit insurance policies that mitigate most of the risks arising from the default of its customers.

The Company has commercial and credit policies aimed at mitigating any risks arising from its customers' default, mainly through hiring of credit insurance policies, bank guarantees provided by first-tier banks and collaterals according to liquidity. Moreover, portfolio customers are subject



to internal credit analysis aimed at assessing the risk regarding payment performance, both for exports and for domestic sales.

For customer credit assessment, the Company applies a matrix based on the analysis of qualitative and quantitative aspects to determine individual credit limits to each customer according to the identified risk. Each analyze is submitted for approval according to established hierarchy and, if applicable, to approval from the Management's meeting and the Credit Committee.

The risk classification of trade accounts receivable is set forth below:

	December 31, 2020	December 31, 2019
Low <sup>(1)</sup>	<b>2,813,038</b>	2,775,364
Average <sup>(2)</sup>	<b>54,115</b>	168,836
High <sup>(3)</sup>	<b>89,942</b>	133,613
	<b><u>2,957,095</u></b>	<b><u>3,077,813</u></b>

- 1) Current and overdue to 30 days.
- 2) Overdue between 30 and 90 days.
- 3) Overdue more than 90 days.

Part of the amounts above does not consider the expected credit losses calculated based on the provision matrix of R\$41,889 and R\$41,996 as of December 31, 2020 and 2019, respectively.

#### 4.3.2. Banks and financial institutions

The Company, in order to mitigate credit risk, maintains its financial operations diversified among banks, with a main focus on first-tier financial institutions classified as high-grade by the main risk rating agencies.

The book value of financial assets representing the exposure to credit risk is set forth below:

	December 31, 2020	December 31, 2019
Cash and cash equivalents	<b>6,835,057</b>	3,249,127
Marketable securities	<b>2,396,857</b>	6,330,334
Derivative financial instruments	<b>986,526</b>	830,426
	<b><u>10,218,440</u></b>	<b><u>10,409,887</u></b>

The counterparties, substantially financial institutions, in which transactions are performed classified under cash and cash equivalents, marketable securities and derivatives financial instruments, are rated by the rating agencies. The risk rating is set forth below:

Risk rating <sup>(1)</sup>	Cash and cash equivalents and marketable securities		Derivative financial instruments	
	December 31, 2020	December 31, 2019	December 31, 2020	December 31, 2019
	AAA		190,360	<b>17,412</b>
AA-		56,388	<b>417,510</b>	
A+		606,757	<b>1,617</b>	27,363
A		188,458	<b>73,135</b>	165,851
A-		211,238	<b>130,546</b>	222,761
brAAA	<b>7,704,501</b>	7,153,079	<b>305,311</b>	404,693
brAA+	<b>163,955</b>	745,177	<b>32</b>	9,758

brAA	836,546	372,188	40,963	
brAA-	278,712	23,050		
brA	240,382	17,847		
Others	7,818	14,919		
	<u>9,231,914</u>	<u>9,579,461</u>	<u>986,526</u>	<u>830,426</u>

1) We use the Brazilian Risk Rating and the rating is given by agencies Fitch Ratings, Standard & Poor's and Moody's.

#### 4.4. Market risk management

The Company is exposed to several market risks, mainly, related to fluctuations in exchange rate variation, interest rates, inflation rates and commodity prices that may affect its results and financial situation.

To mitigate the impacts, the Company has processes to monitor exposures and policies that support the implementation of risk management.

The policies establish the limits and the instruments to be implemented for the purpose of:

- (i) protecting cash flow due to currency mismatch;
- (ii) mitigating exposure to interest rates;
- (iii) reducing the impacts of fluctuation in commodity's prices; and
- (iv) change of debt indexes.

The market risk management comprises the identification, the assessment and the implementation of the strategy, with the effective hiring of adequate financial instruments.

##### 4.4.1. Exchange rate risk management

The fundraising financing and the currency hedge policy of the Company are guided considering substantial part of net revenue arises from exports with prices negotiated in U.S.Dollar, while substantial part of the production costs is attached to the Brazilian Real. This structure allows the Company to hire export financing in U.S.Dollar and to reconcile financing payments with the cash flows of receivables from sales in foreign market, using the international bond market as an important portion of its capital structure, and providing a natural cash hedge for these commitments.

Moreover, the Company hires U.S.Dollar selling transactions in the futures markets, including strategies involving options, to ensure attractive levels of operating margins for a portion of revenue. Such transactions are limited to a percentage of the net surplus foreign currency over an 18-months' time horizon and therefore, are matched to the availability of currency for sale in the short term.

The net exposure of assets and liabilities in foreign currency which is substantially in U.S. Dollars, is set forth below:

	December 31, 2020	December 31, 2019
<b>Assets</b>		
Cash and cash equivalents	6,370,201	2,527,834
Trade accounts receivables	1,938,614	2,027,018
Derivative financial instruments	621,385	9,440,141
	<u>8,930,200</u>	<u>13,994,993</u>
<b>Liabilities</b>		

Trade accounts payables	(492,617)	(1,085,207)
Loans and financing	(58,145,087)	(45,460,138)
Liabilities for asset acquisitions and subsidiaries	(313,022)	(288,172)
Derivative financial instruments	(6,994,363)	(11,315,879)
	(65,945,089)	(58,149,396)
<b>Net liability exposure</b>	<b>(57,014,889)</b>	<b>(44,154,403)</b>

#### 4.4.1.1. Sensitivity analysis – foreign exchange rate exposure – except financial instruments derivatives

For market risk analysis, the Company uses scenarios to jointly evaluate assets and liabilities positions in foreign currency, and the possible effects on its results. The probable scenario represents the amounts recognized, as they reflect the translation into Brazilian *Reais* on the base date of the balance sheet (R\$ to U.S.\$ = R\$5.1967).

This analysis assumes that all other variables, particularly, the interest rates, remains constant. The other scenarios considered the appreciation/depreciation of the Brazilian real against the U.S.\$, at the rates of 25% and 50%, before taxes.

The following table set forth the potential impacts in absolute amounts:

	December 31, 2020		
	Effect on profit or loss and equity		
	Probable (base value)	Possible (25%)	Remote (50%)
Cash and cash equivalents	6,370,201	1,592,550	3,185,101
Trade accounts receivable	1,938,614	484,654	969,307
Trade accounts payable	(492,617)	(123,154)	(246,309)
Loans and financing	(58,145,087)	(14,536,272)	(29,072,544)
Liabilities for asset acquisitions and subsidiaries	(313,022)	(78,256)	(156,511)

#### 4.4.1.2. Sensitivity analysis – foreign exchange rate exposure – financial instruments derivatives

The Company contracts sales operations of U.S. Dollar in the futures markets, including strategies with options, in order to ensure attractive levels of operating margins for a portion of revenue. These operations are limited to a percentage of the net foreign exchange surplus over the 18-month horizon and, therefore, are attached to the availability of ready-to-sell foreign exchange in the short term.

Due to pandemic COVID-19 and the effects on all global economies over the past 12 months, financial markets have experienced volatility throughout the period with a strong sense of aversion to risk, with a consequent substantial devaluation of the Real against the U.S. Dollars.

For the calculation of mark-to-market (“MtM”) the PTAX of the penultimate business day of the quarter was used, in December 2019 it was R\$4.0307 and in December 2020 it was R\$5.1967, with an increase of 29%. These market movements caused a negative impact on the mark-to-market hedge position entered by the Company.

This analysis assumes that all other variables, particularly, the interest rates, remains constant. The other scenarios considered the appreciation/depreciation of the Brazilian real against the U.S.\$, at the rates of 25% and 50%, before taxes, from the base scenario of December 31, 2020.

It is important to mention that the impact caused by fluctuations in the exchange rate, whether positive or negative, will also affect the hedged asset. Therefore, even though there was a negative impact on the fair value of derivative transactions in the year due to the COVID-19 pandemic,

this impact was partially offset by the positive effect on the Company's cash flow. In addition, considering that hedge contracts are limited by the policy in a maximum of 75% of the total exposure in U.S. Dollars, the exchange rate devaluation will always benefit, in a net way, the Company's cash generation in the long run.

The following table set forth the potential impacts assuming these scenarios:

	December 31, 2020				
	Effect on profit or loss and equity				
	Probable (base value)	Possible (+25%)	Remote (+50%)	Possible (-25%)	Remote (-50%)
	5.1967	6.4959	7.7951	3.8975	2.5984
<b>Financial instruments</b>					
<b>derivatives</b>					
Derivative Non-Deliverable					
Forward ('NDF')	7,948	(102,756)	(205,512)	102,756	205,512
Derivative options	(780,896)	(3,386,080)	(7,232,365)	3,253,805	7,301,982
Derivative swaps	(6,503,859)	(4,436,537)	(8,873,083)	4,436,554	8,873,100

#### 4.4.2. Interest rate risk management

Fluctuations in interest rates may imply effects of increased or reduced costs on new loans and operations already contracted.

The Company is constantly looking for alternatives for the use of financial instruments in order to avoid negative impacts on its cash flow.

Considering the extinction of LIBOR over the next few years, the Company is evaluating its contracts with clauses that envisage the discontinuation of the interest rate. Most debt contracts linked to LIBOR have some clause to replace this rate with a reference index or equivalent interest rate and, for contracts that do not have a specific clause, a renegotiation will be carried out between the parties. Derivative contracts linked to LIBOR provide for a negotiation between the parties for the definition of a new rate or an equivalent rate will be provided by the calculation agent.

It is worth mentioning that the clauses related to replacement of the indexes in the Company's debt contracts indexed to LIBOR, establish that any replacement of the indexation rate in the contracts can only be evaluated in two circumstances (i) after the communication from an official government entity with formalization of the replacement/extinguishment of the effective rate of the contract, and this communication must define the exact date on which LIBOR will be extinguished and / or (ii) syndicated operations begin to be executed at a rate indexed to the Secured Overnight Financing Rate ("SOFR"). Therefore, the negotiation of debt contracts and its related derivatives will be started after these events.

The Company has mapped all contracts subject to IBOR reform that have yet to transition to an alternative benchmark rate and as of December 31, 2020 the Company has R\$20,118,831 related to loan and financing contracts and R\$1,567,520 related to derivative contracts and so far, it awaits the event of official extinction of LIBOR to start negotiating its contracts with counterparties.

The Company understands that it will not be necessary to change the risk management strategy due to the change in the indexes of the financial contracts linked to LIBOR.

The Company believes it is reasonable to assume that the negotiation of the indexes in its contracts, when the official trigger allows, will move towards to the replacement of LIBOR by SOFR, because the available information indicates that SOFR will be the new interest rate adopted by the capital market. Based on the information available, the Company does not expect to have significant impact on its debts and derivatives linked to LIBOR.

#### 4.4.2.1. Sensitivity analysis – exposure to interest rates – except financial instruments derivatives

For market risk analysis, the Company uses scenarios to evaluate the sensitivity that variations in operations impacted by the rates: Interbank Deposit Rate (“CDI”), Long Term Interest Rate (“TJLP”), Special System for Settlement and Custody (“SELIC”) and the London Interbank Offered Rate (“LIBOR”) which may impact the results. The probable scenario represents the amounts already booked, as they reflect the best estimate of the Management.

This analysis assumes that all other variables, particularly exchange rates, remain constant. The other scenarios considered appreciation/depreciation of 25% and 50% in the market interest rates.

The following table set forth the potential impacts in absolute amounts:

	December 31, 2020		
	Effect on profit or loss and equity		
	Probable	Possible (25%)	Remote (50%)
<b>CDI/SELIC</b>			
Cash and cash equivalents	115,032	546	1,093
Marketable securities	2,396,857	11,385	22,770
Loans and financing	9,715,511	46,149	92,297
<b>TJLP</b>			
Loans and financing	1,553,635	17,673	35,345
<b>LIBOR</b>			
Loans and financing	18,923,543	11,277	22,555

#### 4.4.2.2. Sensitivity analysis – exposure to interest rates – financial instruments derivatives

This analysis assumes that all other variables remain constant. The other scenarios considered appreciation/depreciation of 25% and 50% in the market interest rates.

The following table set forth the potential impacts assuming these scenarios:

	December 31, 2020				
	Effect on profit or loss and equity				
	Probable	Probable (+25%)	Remote (+50%)	Probable (-25%)	Remote (-50%)
<b>CDI</b>					
<b>Financial instruments derivatives</b>					
<b>Liabilities</b>					
Derivative Non-Deliverable Forward (“NDF”)	7,948	(2,409)	(4,786)	2,442	4,916
Derivative options	(780,896)	(43,105)	(85,545)	43,800	88,323
Derivative swaps	(6,503,859)	(22,941)	(45,441)	23,367	47,086
<b>LIBOR</b>					
<b>Financial instruments derivatives</b>					
<b>Liabilities</b>					
Derivative swaps	(6,503,859)	45,349	90,699	(45,364)	(90,726)

#### 4.4.2.3. Sensitivity analysis for changes in the consumer price index of the US economy

For the measurement of the probable scenario, the United States Consumer Price Index (US-CPI) was considered on December 31, 2020. The probable scenario was extrapolated considering an appreciation/depreciation of 25% and 50% in the US-CPI to define the possible and remote scenarios, respectively, in absolute amounts.

	December 31, 2020		
	Impact of an increase/decrease of US-CPI on the fair value		
	Probable (base value)	Possible (25%)	Remote (50%)
	2.16%	2.70%	3.24%
Embedded derivative in forestry partnership and standing wood supply agreements	354,900	(158,373)	(324,287)

#### 4.4.3. Commodity price risk management

The Company is exposed to commodity prices that reflect mainly on the pulp sale price in the foreign market. The dynamics of opening and closing production capacities in the global market and the macroeconomic conditions may have an impact on the Company's operating results.

Through a specialized team, the Company monitors the pulp price and analyses future trends, adjusting the forecast that aims to assisting preventive measures to properly conduct the different scenarios. There is no liquid financial market to sufficiently mitigate the risk of a material portion of the Company's operations. Pulp price protection operations available on the market have low liquidity and low volume and large distortion in price formation. No relevant changes were observed in relation to pulp prices and future markets related to this index due to the crisis caused by the pandemic of COVID-19.

The Company is also exposed to international oil prices, which is reflected on logistical costs for selling to the export market. In this case, the Company assess, when comprehend necessary, hiring derivative financial instruments to set marine fuel price. The crisis caused by the COVID-19 pandemic significantly impacted the global demand for oil and its derivatives, which caused a substantial devaluation of the prices of these assets in the spot and future markets, during the first quarters of 2020. In this context, and considering attractive market conditions, the Company increased its marine fuel hedge position in line with its hedge strategy and policies and set a good part of its exposure at levels below the estimated price levels for the 2020 budget.

In the year ended December 31, 2020, the contracted position to hedge its logistics costs was purchased in the amount of US\$37,757 (US\$0.3645 as of December 31, 2019).

#### 4.4.3.1. Commodity price risk management

This analysis assumes that all other variables, except price risk, remain constant. The other scenarios considered appreciation/depreciation of 25% and 50% of oil price in the market.

The following table set forth the potential impacts assuming these scenarios:

	December 31, 2020		
	Impact of an increase/decrease of price risk		
	Probable (base value)	Possible (25%)	Remote (50%)
	15,759	43,614	87,227
VLSFO/Brent derivative	15,759	43,614	87,227

#### 4.5. Derivative financial instruments

The Company determines the fair value of derivative contracts, which differ from the amounts realized in the event of early settlement due to bank spreads and market factors at the time of quotation. The amounts presented by the Company are based on an estimate using market factors and use data provided by third parties, measured internally and compared to calculations performed by external consultants.

Fair value does not represent an obligation for immediate disbursement or cash receipt, given that such effect will only occur on the dates of contractual fulfillment or on the maturity of each transaction, when the result will be determined, depending on the case and market conditions on the agreed dates.

A summary of the methodologies used for purposes of determining fair value by type of instrument is presented below:

- (i) Swap: the future value of the asset and liability are estimated by the cash flows projected by the market interest rate of the currency in which the tip of the swap is denominated. The present value of the US dollar-denominated tip is measured using the discount using the exchange coupon curve (the remuneration, in US dollars, of the Reais invested in Brazil) and in the case of the BRL-denominated tip, the discount is made using Brazil's interest curve, being the future curve of the DI, considering both the credit risk of the Company and the counterparty. The exception is pre-fixed contracts x US\$ where the present value at the tip denominated in US\$ is measured through the discount using the LIBOR curve, disclosed by Bloomberg. The fair value of the contract is the difference between these two points. Interest rate curves were obtained from B3.
- (ii) Options (Zero Cost Collar): the fair value was calculated based on the Garman-Kohlhagen model, considering both Company's and the counterparty credit risk. Volatility information and interest rates are observable and obtained from B3 exchange information to calculate the fair values.
- (iii) Non-deliverable forward (NDF): a projection of the future currency quote is made, using the exchange coupon curves and the future DI curve for each maturity. Next, it is verified the difference between this quotation obtained and the rate that was contracted for the operation, considering the credit risk of the Company and the counterparty. This difference is multiplied by the notional value of each contract and brought to present value by the future DI curve. Interest rate curves were obtained from B3.
- (iv) Swap US-CPI: liability cash flows are projected by the US inflation curve US-CPI, obtained by the implicit rates for inflation-linked US securities ("Treasury Protected against Inflation - TIPS"), disclosed by Bloomberg. Cash flows from the asset components are projected at the fixed rate implicit in the embedded derivative. The fair value of the embedded derivative is the difference between the two components, adjusted to present value by the curve of the exchange coupon obtained from B3.
- (v) Swap VLSFO/Brent (marine fuel): a future projection of the asset price is made, using the future price curve disclosed by Bloomberg. Next, it is verified the difference between this projection obtained and the rate that the operation was contracted, considering both of Company's and counterpart's credit risk. This difference is multiplied by the notional value of each contract and adjusted to present value by the LIBOR curve disclosed by Bloomberg.

The yield curves used to calculate the fair value in December 31, 2020, are as set forth below:

Interest rate curves			
Term	United States of		
	Brazil	America	Dollar coupon
1 month	1.92 % p.a.	0.14 % p.a.	4.95 % p.a.
6 months	2.11 % p.a.	0.20 % p.a.	1.56 % p.a.
1 year	2.86 % p.a.	0.19 % p.a.	1.20 % p.a.

2 years	4.19 % p.a.	0.20 % p.a.	1.01 % p.a.
3 years	5.08 % p.a.	0.25 % p.a.	0.99 % p.a.
5 years	6.05 % p.a.	0.44 % p.a.	1.16 % p.a.
10 years	7.20 % p.a.	0.95 % p.a.	1.56 % p.a.

#### 4.5.1. Outstanding derivatives by type of contract, including embedded derivatives

The positions of outstanding derivatives are set forth below:

	Notional value in U.S.\$		Fair value	
	December 31, 2020	December 31, 2019	December 31, 2020	December 31, 2019
<b>Instruments contracted with protection strategy</b>				
<b>Operational Hedge</b>				
Zero Cost Collar <sup>(1)</sup>	3,212,250	3,425,000	(780,457)	67,078
NDF (R\$ x US\$)	80,000		7,948	
<b>Debt hedge</b>				
<b>Interest rate hedge</b>				
Swap LIBOR to Fixed (U.S.\$) <sup>(1)</sup>	3,683,333	2,750,000	(1,059,192)	(444,910)
Swap IPCA to CDI (notional in Reais)	843,845	843,845	285,533	233,255
Swap IPCA to Fixed (U.S.\$)	121,003	121,003	(114,834)	30,544
Swap CDI x Fixed (U.S.\$) <sup>(1)</sup>	2,267,057	3,115,614	(4,977,309)	(1,940,352)
Pre-fixed Swap to U.S.\$ (U.S.\$)	350,000	350,000	(508,328)	(33,011)
<b>Commodity Hedge</b>				
Swap US-CPI standing wood (U.S.\$) <sup>(2)</sup>	646,068	679,485	354,900	268,547
Swap VLSFO/Brent	37,757	365	15,759	(92)
			<u>(6,775,980)</u>	<u>(1,818,941)</u>
Current assets			484,043	260,273
Non-current assets			857,377	838,699
Current liabilities			(1,991,118)	(893,413)
Non-current liabilities			(6,126,282)	(2,024,500)
			<u>(6,775,980)</u>	<u>(1,818,941)</u>

- 1) The variation is due to the increase in the exchange rate in the year ended December 31, 2020.
- 2) The embedded derivative refers to swap contracts for the sale of US-CPI variations within the term of the forest partnership and standing wood supply contracts.

The current contracts and the respective protected risks are set forth below:

- (i) Swap CDI x Fixed US\$: positions in conventional swaps exchanging the variation in the Interbank Deposit rate (“DI”) for a fixed rate in United States Dollars (“US\$”). The objective is to change the debt index in Reais to US\$, in compliance with the Company's natural exposure of receivables in US\$.
- (ii) Swap IPCA x CDI: positions in conventional swaps exchanging variation of the Amplified Consumer Price Index (“IPCA”) for DI rate. The objective is to change the debt index in Reais, in compliance with the Company's cash position in Reais, which is also indexed to DI.
- (iii) IPCA swap x Fixed US\$: positions in conventional swaps exchanging variation of the IPCA for a fixed rate in US\$. The objective is to change the debt index in Reais to US\$, in compliance with the Company's natural exposure of receivables in US\$.



- (iv) Swap LIBOR x Fixed US\$: positions in conventional swaps exchanging post-fixed rate (LIBOR) for a fixed rate in US\$. The objective is to protect the cash flow from changes in the US interest rate.
- (v) Pre Fixed Swap R\$ x Fixed US\$: positions in conventional swaps a fixed rate in Reais for a fixed rate in US\$. The objective is to change the exposure of debts in Reais to US\$, in compliance with the Company's natural exposure of receivables in US\$.
- (vi) Zero-Cost Collar: positions in an instrument that consists of the simultaneous combination of purchase of put options and sale of call options of US\$, with the same principal and maturity value, with the objective of protecting the cash flow of exports. In this strategy, an interval is established where there is no deposit or receipt of financial margin on position adjustments. The objective is to protect the cash flow of exports against decrease Real.
- (vii)NDF - Non Deliverable Forward: positions sold in futures contracts of US\$ with the objective of protecting the cash flow of exports against the decrease in the Real.
- (viii)Swap Very Low Sulphur Fuel Oil (“VLSFO”)/Brent(oil): oil purchase positions, with the objective of protecting logistical costs related to ocean freight contracts, against the increase in oil prices.
- (ix) Swap US-CPI: The embedded derivative refers to sale swap contracts of variations of US-CPI within the terms of the forest partnership and standing wood supply contracts.

The COVID-19 pandemic negatively impacted the financial markets and, consequently, caused increased volatility throughout the year, devaluing the Real against the US Dollar by 40%, as previously mentioned. The variation in the fair value of derivatives for the year ended December 31, 2020 compared to the fair value measured on December 31, 2019 is explained substantially by this significant devaluation of the local currency. There were also less significant impacts caused by the variation in the Pre, Foreign Exchange Coupon and LIBOR curves in transactions.

It is important to highlight that, the outstanding agreements in the year ended December 31, 2020, are over-the-counter market, without any kind of guarantee margin or early settlement clause forced by changes from mark to market, including possible variations caused by the COVID-19 pandemic.

#### 4.5.2. Fair value by maturity schedule

	December 31, 2020	December 31, 2019
2020		(633,644)
2021	(1,507,075)	98,850
2022	(918,030)	(154,734)
2023	(433,195)	185,209
2024	(705,859)	(197,718)
2025	(1,684,124)	(606,827)
2026 onwards	(1,527,697)	(510,077)
	<u>(6,775,980)</u>	<u>(1,818,941)</u>

#### 4.5.3. Outstanding of assets and liabilities derivatives positions

The outstanding derivatives positions are set forth below:

Currency	Notional value		Fair value	
	December 31, 2020	December 31, 2019	December 31, 2020	December 31, 2019

<b>Debt hedge</b>					
<b>Assets</b>					
Swap CDI x Fixed (U.S.\$)	R\$	<b>8,594,225</b>	11,498,565	<b>719</b>	11,673,117
Swap Pre-Fixed to U.S.\$ (U.S.\$)	R\$	<b>1,317,226</b>	1,317,226	<b>136,192</b>	1,478,336
Swap LIBOR x Fixed (U.S.\$)	US\$	<b>3,683,333</b>	2,750,000	<b>61,120</b>	11,063,970
Swap IPCA x CDI	IPCA	<b>974,102</b>	933,842	<b>285,533</b>	1,093,067
Swap IPCA x U.S.\$	IPCA	<b>520,973</b>	499,441		579,307
				<b>483,564</b>	25,887,797
<b>Liabilities</b>					
Swap CDI x Fixed (U.S.\$)	US\$	<b>2,267,057</b>	3,115,614	<b>(4,978,028)</b>	(13,613,469)
Swap LIBOR x Fixed (U.S.\$)	US\$	<b>350,000</b>	350,000	<b>(644,520)</b>	(1,511,347)
Swap LIBOR x Fixed (U.S.\$)	US\$	<b>3,683,333</b>	2,750,000	<b>(1,120,312)</b>	(11,508,880)
Swap IPCA x CDI	R\$	<b>843,845</b>	843,845		(859,812)
Swap IPCA x U.S.\$	US\$	<b>121,003</b>	121,003	<b>(114,834)</b>	(548,763)
				<b>(6,857,694)</b>	(28,042,271)
				<b>(6,374,130)</b>	(2,154,474)
<b>Operational hedge</b>					
Zero cost collar (U.S.\$ x R\$)	US\$	<b>3,212,250</b>	3,425,000	<b>(780,457)</b>	67,078
NDF (R\$ x U.S.\$)	US\$	<b>80,000</b>		<b>7,948</b>	
				<b>(772,509)</b>	67,078
<b>Commodity hedge</b>					
Swap US-CPI (standing wood)	US\$	<b>646,068</b>	679,485	<b>354,900</b>	268,547
Swap VLSFO/Brent	US\$	<b>37,757</b>	365	<b>15,759</b>	(92)
				<b>370,659</b>	268,455
				<b>(6,775,980)</b>	(1,818,941)

#### 4.5.4. Fair value settled amounts

The settled derivatives positions are set forth below:

	December 31, 2020	December 31, 2019
<b>Operational hedge</b>		
Zero cost collar (R\$ x U.S.\$)	<b>(2,268,158)</b>	(104,040)
NDF (R\$ x U.S.\$)	<b>(60,815)</b>	63,571
	<b>(2,328,973)</b>	(40,469)
<b>Commodity hedge</b>		
Swap Bunker (oil)	<b>(85,468)</b>	3,804
	<b>(85,468)</b>	3,804
<b>Debt hedge</b>		
Swap CDI x Fixed (U.S.\$)	<b>(1,888,906)</b>	(68,362)
Swap IPCA x CDI	<b>10,601</b>	23,024
Swap IPCA x USD	<b>10,054</b>	
Swap Pre-Fixed to U.S.\$ (U.S.\$)	<b>59,351</b>	(26,358)
Swap LIBOR x Fixed (U.S.\$)	<b>(242,299)</b>	(27,088)
	<b>(2,051,199)</b>	(98,784)
	<b>(4,465,640)</b>	(135,449)

#### 4.6. Fair value hierarchy

For the year ended on December 31, 2020, there were no changes between the 3 (three) levels of hierarchy and no transfers between levels 1, 2 and 3 during the periods disclosed.

	December 31, 2020			
	Level 1	Level 2	Level 3	Total
<b>Assets</b>				
<b>Fair value through profit or loss</b>				
Derivative financial instruments		1,341,420		1,341,420
Marketable securities	444,712	1,952,145		2,396,857
	<u>444,712</u>	<u>3,293,565</u>		<u>3,738,277</u>
<b>Fair value through other comprehensive income</b>				
Other investments - CelluForce			26,338	26,338
			<u>26,338</u>	<u>26,338</u>
Biological assets			11,161,210	11,161,210
			<u>11,161,210</u>	<u>11,161,210</u>
<b>Total assets</b>	<u>444,712</u>	<u>3,293,565</u>	<u>11,187,548</u>	<u>14,925,825</u>
<b>Liabilities</b>				
<b>Fair value through profit or loss</b>				
Derivative financial instruments		8,117,400		8,117,400
		<u>8,117,400</u>		<u>8,117,400</u>
<b>Total liabilities</b>		<u>8,117,400</u>		<u>8,117,400</u>

	December 31, 2019			
	Level 1	Level 2	Level 3	Total
<b>Assets</b>				
<b>Fair value through profit or loss</b>				
Derivative financial instruments		1,098,972		1,098,972
Marketable securities	1,631,319	4,699,015		6,330,334
	<u>1,631,319</u>	<u>5,797,987</u>		<u>7,429,306</u>
<b>Fair value through other comprehensive income</b>				
Other investments - CelluForce			20,048	20,048
			<u>20,048</u>	<u>20,048</u>
Biological assets			10,571,499	10,571,499
			<u>10,571,499</u>	<u>10,571,499</u>
<b>Total assets</b>	<u>1,631,319</u>	<u>5,797,987</u>	<u>10,591,547</u>	<u>18,020,853</u>
<b>Liabilities</b>				
<b>Fair value through profit or loss</b>				
Derivative financial instruments		2,917,913		2,917,913
		<u>2,917,913</u>		<u>2,917,913</u>
<b>Total liabilities</b>		<u>2,917,913</u>		<u>2,917,913</u>

#### 4.7. Capital management

The main objective is to strengthen its capital structure, aiming to maintain an adequate financial leverage, and to mitigate risks that may affect the availability of capital in business development.

The Company monitors constantly significant indicators, such as, consolidated financial leverage, which is the ratio of total net debt to its adjusted Earnings Before Interest, Taxes, Depreciation, and Amortization (“Adjusted EBITDA”).

**CASH AND CASH  
EQUIVALENTS**

**12 Months Ended  
Dec. 31, 2020**

[CASH AND CASH  
EQUIVALENTS](#)

[CASH AND CASH  
EQUIVALENTS](#)

**5. CASH AND CASH EQUIVALENTS**

	Average yield p.a. %	December 31, 2020	December 31, 2019
<b>Cash and banks</b>	<b>0.41</b>	<b>6,212,318</b>	2,464,097
<b>Cash equivalents</b>			
<b>Local currency</b>			
	<b>70.45 of</b>		
Fixed-term deposits <sup>(1)</sup>	<b>CDI</b>	<b>115,032</b>	630,075
<b>Foreign currency</b>			
Fixed-term deposits <sup>(1)</sup>	<b>0.43</b>	<b>507,707</b>	154,955
		<b><u>6,835,057</u></b>	<u>3,249,127</u>

1) Refers to Time Deposit and Sweep Account applications, maturing up to 90 days.

Time Deposit is a remunerated bank deposit with a specific maturity period.

Sweep Account: is a paid sweep account. At the end of the day, the balance remaining in the account is automatically applied and automatically made available the next business day in the morning.

**MARKETABLE  
SECURITIES**

**12 Months Ended  
Dec. 31, 2020**

[MARKETABLE  
SECURITIES](#)

[MARKETABLE  
SECURITIES](#)

**6. MARKETABLE SECURITIES**

	Average yield p.a. %	December 31, 2020	December 31, 2019
<b>In local currency</b>			
	<b>133.36 of</b>		
Investment funds	<b>CDI</b>	<b>6,445</b>	6,683
	<b>157.67 of</b>		
Private funds	<b>CDI</b>	<b>175,317</b>	1,431,303
Public titles measured at fair value through profit or loss	<b>157.67 of CDI</b>	<b>444,712</b>	1,631,319
	<b>102.42 of</b>		
Private Securities (Compromised)	<b>CDI</b>	<b>1,585,605</b>	3,081,326
Private Securities (Compromised) - Escrow Account <sup>(1)</sup>	<b>102.00 of CDI</b>	<b>184,778</b>	179,703
		<b><u>2,396,857</u></b>	<b><u>6,330,334</u></b>
<b>Current</b>		<b>2,212,079</b>	6,150,631
<b>Non-Current</b>		<b>184,778</b>	179,703

- 1) Refers to the guarantee account, which will be released only after obtaining the applicable governmental approvals and compliance by the Company with the precedent conditions to the conclusion of the Losango Project provided for in the agreement entered with CMPC Celulose Riograndense SA ("CMPC"). The Losango Project was a transaction to buy and sell lands and forests involving Fibria and CMPC, entered into in December 2012.

**TRADE ACCOUNTS  
RECEIVABLE**

**12 Months Ended  
Dec. 31, 2020**

**TRADE ACCOUNTS  
RECEIVABLE**

**TRADE ACCOUNTS  
RECEIVABLE**

**7. TRADE ACCOUNTS RECEIVABLE**

**7.1. Breakdown of balances**

	<u>December 31, 2020</u>	<u>December 31, 2019</u>
<b>Domestic customers</b>		
Third parties	970,796	1,027,035
Related parties (Note 11) <sup>(1)</sup>	47,685	23,760
<b>Foreign customers</b>		
Third parties	1,938,614	2,027,018
(-) Expected credit losses	<u>(41,889)</u>	<u>(41,996)</u>
	<u>2,915,206</u>	<u>3,035,817</u>

1) The balance refers to transactions with Ibema, an entity that is not consolidated by the Company.

The Company performs factoring transactions for certain customers' receivables where, substantially all risks and rewards related to these receivables are transferred to the counterpart, so that these receivables are derecognized from accounts receivable in the balance sheet. This transaction refers to an additional cash generation opportunity and may be discontinued at any time without significant impact on the Company's operation and is therefore classified as a financial asset measured at amortized cost. The impact of these factoring transactions on the accounts receivable in the balance sheet for the year ended December 31, 2020, is R\$5,388,370 (R\$3,544,625 as of December 31, 2019).

**7.2. Breakdown of trade accounts receivable by maturity**

	<u>December 31, 2020</u>	<u>December 31, 2019</u>
<b>Current</b>	<u>2,603,229</u>	<u>2,552,459</u>
<b>Overdue</b>		
Up to 30 days	209,210	180,909
From 31 to 60 days	51,420	148,388
From 61 to 90 days	2,062	20,448
From 91 to 120 days	6,665	20,680
From 121 to 180 days	8,618	17,899
More than 180 days	34,002	95,034
	<u>2,915,206</u>	<u>3,035,817</u>

**7.3. Rollforward of the expected credit losses**

	<u>December 31, 2020</u>	<u>December 31, 2019</u>
<b>Beginning balance</b>	<u>(41,996)</u>	<u>(37,179)</u>
Business combination		(5,947)
Addition	(9,350)	(18,650)
Reversal	3,328	6,364
Write-off	7,737	13,383

Exchange rate variation	<u>(1,608)</u>	<u>33</u>
<b>Ending balance</b>	<u><b>(41,889)</b></u>	<u><b>(41,996)</b></u>

The Company maintains guarantees for overdue securities in its commercial operations, through credit insurance policies, letters of credit and other guarantees. These guarantees avoid the need to recognize expected credit losses, in accordance with the Company's credit policy.

#### **7.4. Main customers**

The Company has no customer responsible for more than 10% of net sales of pulp segment for the year ended December 31, 2020. As of December 31, 2019, only 1 (one) customer was responsible for 10% of net sales of pulp segment.



## INVENTORIES

12 Months Ended  
Dec. 31, 2020

### INVENTORIES INVENTORIES

#### 8. INVENTORIES

	December 31, 2020	December 31, 2019
<b>Finished goods</b>		
<b>Pulp</b>		
Domestic (Brazil)	553,229	575,335
Foreign	1,102,994	2,229,206
<b>Paper</b>		
Domestic (Brazil)	225,058	199,635
Foreign	87,638	70,199
<b>Work in process</b>	81,465	75,377
<b>Raw material</b>	1,450,507	1,047,433
<b>Spare parts and other</b>	508,444	488,410
	<u>4,009,335</u>	<u>4,685,595</u>

Inventories are shown net of estimated losses.

#### 8.1. Rollforward of estimated losses

	December 31, 2020	December 31, 2019
<b>Beginning balance</b>	(106,713)	(33,195)
Business combination		(11,117)
<b>Addition <sup>(1)</sup></b>	(77,173)	(111,077)
Reversal	11,498	9,734
<b>Write-off <sup>(2)</sup></b>	92,503	38,942
<b>Ending balance</b>	<u>(79,885)</u>	<u>(106,713)</u>

- 1) The addition of inventory in the year ended December 31, 2020, refers substantially to the raw material in the amount of R\$56,305 (R\$57,384 as of December 31, 2019).
- 2) The write-off of inventory, in the year ended December 31, 2020, refers mainly to the amounts of (i) finished pulp product of R\$32,018 (R\$666 as of December 31, 2019) and (ii) raw material of R\$49,550 (R\$26,083 as of December 31, 2019).

For the year ended December 31, 2020, and 2019 there were no inventory items pledged as collateral.

## RECOVERABLE TAXES

12 Months Ended  
Dec. 31, 2020

### RECOVERABLE TAXES RECOVERABLE TAXES

#### 9. RECOVERABLE TAXES

	December 31, 2020	December 31, 2019
IRPJ/CSLL – prepayments and withheld taxes	223,754	575,351
PIS/COFINS – on acquisition of property, plant and equipment <sup>(1)</sup>	126,990	61,376
PIS/COFINS – operations	287,206	507,919
PIS/COFINS – exclusion ICMS <sup>(2)</sup>	128,115	128,115
ICMS – on acquisition of property, plant and equipment <sup>(3)</sup>	112,672	115,560
ICMS – operations <sup>(4)</sup>	1,393,260	1,515,840
Reintegra program <sup>(5)</sup>	110,121	108,657
Other taxes and contributions	24,089	18,758
Provision for loss of ICMS credits <sup>(6)</sup>	(1,164,782)	(1,304,329)
Provision for loss of PIS/COFINS credits		(21,132)
	<u>1,241,425</u>	<u>1,706,115</u>
<b>Current</b>	<b>406,850</b>	<b>997,201</b>
<b>Non-current</b>	<b>834,575</b>	<b>708,914</b>

- 1) Social Integration Program (“PIS”) and Social Security Funding Contribution (“COFINS”): Credits whose realization is in connection with depreciation year of the corresponding asset.
- 2) The Company filed legal actions claiming the exclusion of ICMS from the PIS and COFINS contribution tax basis, in relation to certain operations for certain periods starting from March 1992. Regarding this subject, the Federal Supreme Court (“STF”) initially decided on March 15th, 2017, that ICMS is not included in the tax basis of the aforementioned contributions. The Federal Government made an appeal (“Embargos de Declaração”) in October 2017, requesting the reversal of the Supreme Court’s initial decision among other items. The appeal has yet to be judged.

Based on the Supreme Court’s initial decision and the legal opinion provided by external legal consultants, the Company believes that the probability of the Supreme Court altering its decision is remote. The Company thus started to exclude the ICMS from the tax basis of the referred contributions since August 2018, a practice also supported by court decisions.

For certain PIS and COFINS credits to be recovered, the Company has received final favorable court decisions. The balance recognized in the statement of income (loss) in 2019 within other operational results, regarding certain claims for the calculation period from 2006 to July 2018. The Company has estimated the amount attributable to these claims based on the available relevant fiscal documents, and this amount is subject to adjustments to be recorded by management in the future periods.

The Company has additional claims for which a final decision has not been received and for which no asset or gain have been recorded (Note 20.3.1).

- 3) Tax on Sales and Services (“ICMS”): Credits from the acquisition of property, plant and equipment are recovered on a linear basis over a four period, from the acquisition date, in accordance with the relevant regulation, ICMS Control on Property, Plant and Equipment (“CIAP”).
- 4) ICMS credits accrued due to the volume of exports and credit generated in operations of entry of products: Credits are concentrated in the state of Espírito Santo, Maranhão, Mato Grosso do Sul, São Paulo and Bahia, where the Company realizes the credits through sale of credits to

third parties, after approval from the State Ministry of Finance. Credits are also being realized through consumption in its consumer goods (tissue) operations in the domestic market that are already operational in Maranhão.

- 5) Special Regime of Tax Refunds for Export Companies ("Reintegra"): Reintegra is a program that aims to refund the residual costs of taxes paid throughout the exportation chain to taxpayers, to make them more competitive in foreign markets.
- 6) Includes the provision for discount on sale to third parties of the accumulated ICMS credit in Maranhão and the provision for full loss of the low probability of realization of the units of Espírito Santo, Mato Grosso do Sul and Bahia due to the difficulty of its realization.

#### 9.1. Rollforward of provision for loss

	ICMS	PIS/ COFINS	Total
<b>Balance as of December 31, 2018</b>	(10,792)	—	(10,792)
Business combination with Fibria	(1,211,109)		(1,211,109)
Addition	(82,428)	(21,132)	(103,560)
<b>Balance as of December 31, 2019</b>	<b>(1,304,329)</b>	<b>(21,132)</b>	<b>(1,325,461)</b>
Addition	(64,107)		(64,107)
Write-off	57,254	21,132	78,386
Reversal <sup>(1)</sup>	146,400		146,400
<b>Balance as of December 31, 2020</b>	<b>(1,164,782)</b>	<b>—</b>	<b>(1,164,782)</b>

- 1) Refers to the reversal of the provision for loss resulting from the recovery of ICMS credits from the State of Espírito Santo through sale to third parties.

**ADVANCE TO SUPPLIERS****12 Months Ended****Dec. 31, 2020****ADVANCE TO SUPPLIERS****ADVANCE TO SUPPLIERS****10. ADVANCE TO SUPPLIERS**

	<u>December 31, 2020</u>	<u>December 31, 2019</u>
Forestry development program	<b>1,015,115</b>	1,087,149
Advance to suppliers	<b>43,162</b>	170,481
	<b><u>1,058,277</u></b>	<b><u>1,257,630</u></b>
<b>Current</b>	<b>43,162</b>	170,481
<b>Non-current</b>	<b>1,015,115</b>	1,087,149

The forestry development program consists of an incentive partnership for regional forest production, where independent producers plant eucalyptus in their own land to supply the agricultural product wood to Company. Suzano provides eucalyptus seedlings, input subsidies and cash advances, and the latter are not subject to valuation at present value since they will be settled, preferably, in forests. In addition, the Company supports producers through technical advice on forest management but does not have joint control over decisions effectively implemented. At the end of the production cycles, the Company has contractually guaranteed the right to make an offer to purchase the forest and/or wood for market value, however, this right does not prevent producers from negotiating the forest and / or wood with other market participants, provided that the incentive amounts are fully paid.

## RELATED PARTIES

12 Months Ended  
Dec. 31, 2020

### RELATED PARTIES

### RELATED PARTIES

#### 11. RELATED PARTIES

The Company's commercial and financial operations with controlling shareholder and Companies owned by controlling shareholder Suzano Holding S.A. ("Suzano Group"). For transactions with related parties, it is determined that the usual market prices and conditions for these transactions are observed, as well as the corporate governance practices adopted by the Company and those recommended and/or required by the legislation.

For the year ended December 31, 2020, there were no material changes in the terms of the agreements, deal and transactions entered into, nor were there any new contracts, agreements or transactions of different natures entered into between the Company and its related parties.

#### 11.1. Balances recognized in assets and liabilities

	Nature	Balances receivable (payable)	
		December 31, 2020	December 31, 2019
<b>Transactions with controlling shareholders</b>			
	Granting of guarantees and administrative expenses		
Suzano Holding S.A.		3	3
		<u>3</u>	<u>3</u>
<b>Transactions with companies of the Suzano Group and other related parties</b>			
Management	Reimbursement for expenses	(5)	(1)
Bexma Participações Ltda.	Reimbursement for expenses	1	1
Bizma Investimentos Ltda.	Reimbursement for expenses	1	1
Ensyn Technologies	Reimbursement for expenses	2,829	
Ibema Companhia Brasileira de Papel	Sale of pulp	47,685	23,755
Ibema Companhia Brasileira de Papel	Sale of other products	695	
Ibema Companhia Brasileira de Papel	Purchase of products	(2,834)	(2,467)
Ibema Companhia Brasileira de Papel	Dividends receivable	6,415	
Ibema Companhia Brasileira de Papel	Interest on shareholders' equity	1,218	
Instituto Ecofuturo - Futuro Para o Desenvolvimento Sustentável	Social services	1	(9)
Nemonorte Imóveis e Participações Ltda.	Consultori imobiliária	(15)	
		<u>55,991</u>	<u>21,280</u>
		<u>55,994</u>	<u>21,283</u>
<b>Assets</b>			
	Trade accounts receivable	47,685	23,760
	Other accounts receivable	11,163	
<b>Liabilities</b>			
	Trade accounts payable	(2,849)	(2,477)

Other accounts payable	(5)	21,283
	<u>55,994</u>	<u>21,283</u>

## 11.2. Amounts transacted in the year

	Nature	Expenses (income)		
		December 31, 2020	December 31, 2019	December 31, 2018
<b>Transactions with controlling shareholders</b>				
Suzano Holding S.A.	Granting of guarantees and administrative expenses	(5,029)	(5,945)	(12,723)
		<u>(5,029)</u>	<u>(5,945)</u>	<u>(12,723)</u>
<b>Transactions with companies of the Suzano Group and other related parties</b>				
Management	Reimbursement for expenses	(392)	(8,415)	541
Bexma Participações Ltda.	Reimbursement for expenses	11	11	10
Bizma Investimentos Ltda.	Reimbursement for expenses	12	10	
Ensyn Corporation	Loan charges	689		
Ficus Empreendimentos e Participações Ltda.	Reimbursement for expenses	(655)	(763)	
Fundação Arymax	Reimbursement for expenses	2		
Ibema Companhia Brasileira de Papel	Sale of paper	117,305	111,325	107,252
Ibema Companhia Brasileira de Papel	Purchase of products	(5,464)	(7,744)	16
Instituto Ecofuturo - Futuro para o Desenvolvimento Sustentável	Social services	(4,168)	(5,272)	(4,184)
IPFL Holding S.A.	Reimbursement for expenses	5	4	4
Lazam MDS Corretora e Adm. Seguros S.A.	Sale of paper	3	7	(31)
Mabex Representações e Participações Ltda.	Aircraft services	(50)	(100)	(390)
Nemonorte Imóveis e Participações Ltda.	Real estate advisory	(191)	(330)	(491)
		<u>107,107</u>	<u>88,733</u>	<u>102,727</u>
		<u>102,078</u>	<u>82,788</u>	<u>90,004</u>

## 11.3. Management compensation

Expenses related to the compensation of key management personnel, which include the Board of Directors, Fiscal Council and Board of Statutory Executive Officers, recognized in the statement of income for the year, are set for the below:

	December 31, 2020	December 31, 2019	December 31, 2018
<b>Short-term benefits</b>			
Salary or compensation	47,089	39,459	48,663
Direct and indirect benefits	852	1,747	2,828
Bonus	11,326	8,007	16,752
	<u>59,267</u>	<u>49,213</u>	<u>68,243</u>

**Long-term benefits**

Share-based compensation plan	<u>75,022</u>	<u>45,739</u>	<u>62,150</u>
	<u>75,022</u>	<u>45,739</u>	<u>62,150</u>
	<u>134,289</u>	<u>94,952</u>	<u>130,393</u>

Short-term benefits include fixed compensation (salaries and fees, vacation, mandatory bonus and “13<sup>th</sup> salary” bonus), payroll charges (Company share of contributions to social security – INSS) and variable compensation such as profit sharing, bonus and benefits (company car, health plan, meal voucher, market voucher, life insurance and private pension plan).

Long-term benefits include the stock option plan and phantom shares for executives and key members of the Management, in accordance with the specific regulations as disclosed in Note 22.

**INCOME AND SOCIAL  
CONTRIBUTION TAXES**

**12 Months Ended  
Dec. 31, 2020**

**INCOME AND SOCIAL  
CONTRIBUTION TAXES**

**INCOME AND SOCIAL  
CONTRIBUTION TAXES**

**12. INCOME AND SOCIAL CONTRIBUTION TAXES**

The Company and its wholly-owned subsidiaries located in Brazil are subject to the tax regime based on taxable income. The wholly-owned subsidiaries located abroad are taxed in their respective jurisdictions, according to local regulations.

In Brazil, the Law n°. 12,973/14 revoked article 74 of Provisional Measure n°.2,158/01 and determines that the parcel of the adjustment of the value of the investment in wholly-owned subsidiary, direct and indirect, located abroad, equivalent to the profit earned by it before income tax, except for exchange rate variation, must be added in the determination of taxable income and the social contribution calculation basis of the controlling entity located in Brazil, at the each year ended.

Management's Company believes on the validity of the provisions of international treaties entered into Brazil to avoid double taxation. In order to guarantee its right to non-double taxation, the Company filed a lawsuit in April 2019, which aims at a non-double taxation, in Brazil, of profit earned by its wholly-owned subsidiary located in Austria, according to Law n°. 12,973/14. Due to the preliminary injunction granted in favor of the Company in the records of the aforementioned lawsuit, the Company decided not to add the profit from Suzano International Trading GmbH, located in Austria, in determining of taxable income and social contribution basis of the net profit of the Company for the year ended December 31, 2020. There is no provision for tax related to the profit of such wholly-owned subsidiary in 2020.

**12.1. Deferred income and social contribution taxes**

	<b>December 31, 2020</b>	<b>December 31, 2019</b>
Tax loss carryforwards	<b>1,013,008</b>	600,249
Negative tax base	<b>329,412</b>	146,346
<b>Assets temporary differences</b>		
Provision for judicial liabilities	<b>233,100</b>	265,571
Operating provisions and other losses	<b>1,051,096</b>	914,696
Exchange rate variation <sup>(1)</sup>	<b>6,112,906</b>	2,001,942
Losses on derivatives ("MtM") <sup>(1)</sup>	<b>2,303,833</b>	618,427
Fair value adjustment on business combination – Amortization	<b>718,645</b>	713,656
Unrealized profit on inventories	<b>176,847</b>	293,322
Lease	<b>287,066</b>	22,044
Provision of deferred taxes on results of subsidiaries abroad	<b>33,893</b>	
Other temporary differences <sup>(3)</sup>	<b>158,172</b>	—
	<b>12,417,978</b>	5,576,253
<b>Liabilities temporary differences</b>		
Goodwill - Tax benefit on unamortized goodwill	<b>469,875</b>	216,857
Property, plant and equipment - deemed cost adjustment	<b>1,385,642</b>	1,506,220
Accelerated tax depreciation	<b>1,025,136</b>	1,113,200
Borrowing cost	<b>110,036</b>	104,549
Fair value of biological assets	<b>237,879</b>	53,502
Tax provision on results of subsidiaries abroad <sup>(2)</sup>		463,850



Fair value adjustment on business combination – Deferred taxes, net	469,419	502,347
Tax credits - gains in tax lawsuit (ICMS from the PIS/COFINS calculation basis)	43,559	43,559
Other temporary differences		17,004
	<b>3,741,546</b>	<b>4,021,088</b>
<b>Non-current assets</b>	<b>8,677,002</b>	2,134,040
<b>Non-current liabilities</b>	<b>570</b>	578,875

1) The variation is due to the increase in the exchange rate in the year ended December 31, 2020.

2) Amount reversed as a result of a favorable judgement entered for Company, which ensured Company's right to calculate and pay the Corporate Income Tax and Social Contribution on Net Income due in Brazil, without adding to its taxable base the profit earned as of January 2019 by its wholly-owned subsidiary Suzano International Trade GmbH (former Fibria International Trade GmbH), in accordance with the terms of the Brazil-Austria Double Taxation Treaty, either with regard to the merged company Fibria Celulose SA (wholly-owned subsidiary merged on April 1, 2019) in relation to the 1st quarter 2019 base period early terminated due to the merger, either with respect to the subsequent calculation base periods when Suzano International Trade GmbH was already a subsidiary of the Company.

3) On December 29, 2020, with the final decision of CADE's approval related to the purchase and sale agreement of rural property (note 1.2.2), Management and legal advisors understand that all conditions suspensive were implemented, with the tax recognition of capital gain being required, pursuant to art. 117 of the National Taxation Code. As the accounting recognition will only occur at the Closing of the Transaction, on January 5, 2021 (note 32.1) with the fulfillment of the performance obligation and delivery of the ownership of the properties to the client, there was a need to establish the deferred tax asset on this difference temporary, in the amount of R\$175,202.

Except for tax loss carryforwards, the negative basis of social contribution and accelerated depreciation are only achieved by the Income Tax ("IRPJ"), other tax bases were subject to both taxes.

The breakdown of accumulated tax losses and social contribution tax loss carryforwards is set forth below:

	December 31, 2020	December 31, 2019
Tax loss carry forward	4,052,013	2,400,998
Social contribution tax loss carryforward	3,660,133	1,626,064

The rollforward of net balance of deferred income tax is set for the below:

	December 31, 2020	December 31, 2019
<b>Beginning balance</b>	<b>1,555,165</b>	<b>(1,029,135)</b>
Tax loss	412,759	270,559
Tax loss carryforwards	183,066	139,719
(Reversal) provision for judicial liabilities	(32,471)	31,262
Operating provision (reversal) and other losses	136,400	(21,757)
Exchange rate variation <sup>(1)</sup>	4,110,964	552,421
Derivative losses ("MtM") <sup>(1)</sup>	1,685,406	319,860
Fair value adjustment on business combination – Amortization	37,917	699,527
Unrealized profit on inventories	(116,475)	65,492
Lease	265,022	(3,274)
Tax benefit on unamortized goodwill	(253,018)	(203,696)

Property, plant and equipment - Deemed cost	120,578	46,359
Accelerated depreciation	88,064	82,982
Borrowing cost	(5,487)	44,727
Fair value of biological assets	(184,377)	(60,778)
Reversal/(provision) of deferred taxes on the result of subsidiaries abroad <sup>(2)</sup>	497,743	(351,485)
Business combination		1,034,842
Tax credits - gains in tax lawsuit (ICMS from the PIS/COFINS calculation basis)		(43,559)
Other temporary differences	175,176	(18,901)
<b>Ending balance</b>	<b>8,676,432</b>	<b>1,555,165</b>

- 1) The variation is due to the increase in the exchange rate in the year ended December 31, 2020.
- 2) On December 29, 2020, with the final decision of CADE's approval related to the purchase and sale agreement of rural property (note 1.2.2), Management and legal advisors understand that all conditions suspensive were implemented, with the tax recognition of capital gain being required, pursuant to art. 117 of the National Taxation Code. As the accounting recognition will only occur at the Closing of the Transaction, on January 5, 2021 (note 32.1) with the fulfillment of the performance obligation and delivery of the ownership of the properties to the client, there was a need to establish the deferred tax asset on this difference temporary, in the amount of R\$175,202.

## 12.2. Reconciliation of the effects of income tax and social contribution on profit or loss

	December 31, 2020	December 31, 2019
Loss before taxes	(17,642,129)	(4,097,203)
Income tax and social contribution benefit (expense) at statutory nominal rate of 34%	5,998,324	1,393,049
<b>Tax effect on permanent differences</b>		
Taxation (difference) on profit of wholly-owned subsidiaries abroad <sup>(1)</sup>	1,373,845	(24,933)
Equity method	12,288	10,878
Thin capitalization <sup>(2)</sup>	(675,356)	(95,003)
Credit related to Reintegra Program	6,278	4,515
Tax incentives applicable to income tax <sup>(3)</sup>	10,668	18,919
Director bonus	(7,677)	(43,913)
Offset income tax abroad	72,890	
Merger of subsidiaries <sup>(4)</sup>	67,311	
Donations / Fines - Other	68,623	18,949
	<b>6,927,194</b>	<b>1,282,461</b>
<b>Income tax</b>		
Current	(173,322)	(220,311)
Deferred	5,225,655	1,093,200
	<b>5,052,333</b>	<b>872,889</b>
<b>Social Contribution</b>		
Current	(8,604)	(25,799)
Deferred	1,883,465	435,371
	<b>1,874,861</b>	<b>409,572</b>
Income and social contribution benefits (expenses) on the year	<b>6,927,194</b>	<b>1,282,461</b>
Effective rate of income and social contribution tax expenses	<b>39.27 %</b>	<b>31.30 %</b>

- 1) The effect of the difference in taxation of subsidiaries is substantially due to the difference between the nominal rates of Brazil and subsidiaries abroad.
- 2) The Brazilian thin capitalization rules establish that interest paid or credited by a Brazilian entity to a related party abroad may only be deducted for income tax and social contribution purposes if the interest expense is viewed as necessary for the activities of the local entity and when determined limits and requirements are met. On December 31, 2020 the Company did not meet all limits and requirements, therefore a provision for tax payment was recorded.
- 3) Tax incentives applicable to ICMS, which is deducted from the calculation basis of Income Tax and Social Contribution.
- 4) Merger of legal entities (note 1.1).

### **12.3. Tax incentives**

Company has a tax incentive for the partial reduction of the income tax obtained by the operations carried out in areas of the Northeast Development Superintendency (“SUDENE”) in the Mucuri (BA), Eunápolis - Veracel (BA) and Imperatriz (MA) regions. The IRPJ reduction incentive is calculated based on the activity profit (exploitation profit) and considers the allocation of the operating profit by the incentive production levels for each product. The incentive of lines 1 and 2 of Mucuri (BA) facility expire, respectively, in 2024 and 2027, Imperatriz facility expire in 2024 and Eunápolis - Veracel (BA) facility expire in 2025.

## BIOLOGICAL ASSETS

12 Months Ended  
Dec. 31, 2020

### BIOLOGICAL ASSETS BIOLOGICAL ASSETS

#### 13. BIOLOGICAL ASSETS

The rollforward of biological assets is set forth below:

<b>Balances on December 31, 2018</b>	<b>4,935,905</b>
Business combination	4,579,526
Addition	2,849,039
Depletion	(1,905,118)
Gain on fair value adjustment	185,399
Disposal	(23,764)
Other write-offs	(49,488)
<b>Balances on December 31, 2019</b>	<b>10,571,499</b>
Addition	3,392,975
Depletion	(3,094,742)
Transfers <sup>(1)</sup>	(23,471)
Gain on fair value adjustment	466,484
Disposal	(93,847)
Other write-offs	(57,688)
<b>Balances on December 31, 2020</b>	<b>11,161,210</b>

1) Includes transfer to assets held for sale as disclosed in note 1.2.2.

The calculation of fair value of the biological assets falls under Level 3 in the hierarchy set forth in IFRS 13 — Measurement of Fair Value, due to the complexity and structure of calculation.

The main assumptions, Average annual growth (“IMA”), discount rate, and average gross selling price of eucalyptus, stand out as being the most sensitive where increases or reductions in these assumptions generate significant gains or losses in the measurement of fair value.

The assumptions used in measurement of the fair value of biological assets were:

- (i) Average cycle of forest formation of 6 and 7 years;
- (ii) Effective area of forest from the 3<sup>rd</sup> year of planting;
- (iii) IMA consists of the estimated volume of production of wood with bark in m<sup>3</sup> per hectare, ascertained based on the genetic material used in each region, silvicultural practices and forest management, production potential, climate factors and ground conditions;
- (iv) The estimated average standard cost per hectare includes expenses on silvicultural and forest management applied to each year of formation of the biological cycle of forests, plus costs of land lease agreements and opportunity cost of own land;
- (v) The average gross selling prices of eucalyptus were based on specialized research on transactions carried out by the Company with independent third parties; and
- (vi) The discount rate used in cash flows is measured based on capital structure and other economic assumptions in an independent market participant in the sale of standing wood (forests).

The following table discloses the measurement of the premises adopted:

December 31,	December 31,
-----------------	-----------------

	<u>2020</u>	<u>2019</u>
Planted useful area (hectare)	<b>1,020,176</b>	988,720
Mature assets	<b>111,866</b>	86,352
Immature assets	<b>908,310</b>	902,368
Average annual growth (IMA) – m <sup>3</sup> /hectare/year	<b>38.43</b>	38.34
Average gross sale price of eucalyptus – R\$/m <sup>3</sup>	<b>70.22</b>	66.81
Discount rate - %	<b>8.9 %</b>	8.4 %

The pricing model considers net cash flows, after deduction of taxes on profit at the applicable rates.

The fair value adjustment justified by variation of indicators mentioned above, which combined, resulted in a positive variation of R\$466,484 recognized under other operating income (expense), net.

	<b>December 31, 2020</b>	December 31, 2019
Physical changes	<b>156,906</b>	(347,409)
Price	<b>309,578</b>	532,808
	<b><u>466,484</u></b>	<u>185,399</u>

The Company manages the financial risks related to agricultural activities in a preventive manner. To reducing risks from edaphoclimatic factors, the weather is monitored through meteorological stations and, in the event of pests and diseases, our Department of Forestry Research and Development, an area specialized in physiological and phytosanitary aspects, has procedures to diagnose and act rapidly against any occurrences and losses.

On December 31, 2020, the Company has R\$140,142 of biological assets in formation pledged related to the sale of forests to Bracell, as disclosed in the notes 1.2.2 and 32.1. The Company has no biological assets pledged as of December 31, 2019.

## INVESTMENTS

12 Months Ended  
Dec. 31, 2020

### INVESTMENTS INVESTMENTS

#### 14. INVESTMENTS

##### 14.1. Investments breakdown

	December 31, 2020	December 31, 2019
Investments in associates and joint ventures	96,373	140,936
Goodwill	236,360	161,462
Other investments evaluated at fair value through other comprehensive income	26,338	20,048
	<u>359,071</u>	<u>322,446</u>

Investments are shown net of estimated losses.

##### 14.2. Investments in associates and joint ventures

	<u>Information of joint ventures as of</u>			<u>Company Participation</u>			
	December 31,			<u>In equity</u>		<u>In the income of the</u>	
	2020			December		December	
	Income	Participation	Equity	31,	31,	31,	31,
	of the	equity	2020	2019	2020	2019	
	year	(%)					
<b>Associate</b>							
Ensyn Corporation	21,629	(30,153)	25.30 %	5,472	21,437	(7,629)	12,860
Spinnova Oy	65,643	(25,183)	23.44 %	15,387	86,969	(5,903)	(1,332)
				<u>20,859</u>	108,406	<u>(13,532)</u>	11,528
<b>Joint ventures</b>							
Ibema Companhia Brasileira de Papel	140,893	99,547	49.90 %	70,305	28,489	49,674	20,307
F&E Technologies LLC	10,419		50.00 %	5,209	4,041		158
				<u>75,514</u>	32,530	<u>49,674</u>	20,465
				<u>96,373</u>	140,936	<u>36,142</u>	31,993

**PROPERTY, PLANT AND  
EQUIPMENT**

**12 Months Ended  
Dec. 31, 2020**

**PROPERTY, PLANT AND  
EQUIPMENT**

**PROPERTY, PLANT AND  
EQUIPMENT**

**15. PROPERTY, PLANT AND EQUIPMENT**

	Lands	Buildings	Machinery, equipment and facilities	Work in progress	Other <sup>(1)</sup>	Total
Average rate %		3.52	5.77		15.76	
<b>Cost</b>						
Balance as of December 31, 2018	5,104,717	3,058,520	16,441,031	466,156	332,089	25,402,513
Additions	337,932	1,943	136,855	1,477,420	47,524	2,001,674
Write-offs	(92,705)	(36,276)	(172,458)	(1,462)	(34,858)	(337,759)
Business combination	2,151,338	3,918,552	20,255,811	425,868	454,759	27,206,328
Fair value adjustment - Fibria	2,637,671	1,502,021	5,109,939		195,684	9,445,315
Fair value adjustment - Facepa			3,072	(883)	(111)	2,078
Fair value adjustment - Ibema			5,448			5,448
Transfer and other <sup>(2)</sup>	182,621	323,029	740,879	(1,397,398)	(61,761)	(212,630)
Balance as of December 31, 2019	10,321,574	8,767,789	42,520,577	969,701	933,326	63,512,967
Additions	2,274	2,825	194,086	1,289,738	14,332	1,503,255
Write-offs	(213,399)	(26,564)	(92,915)	(18,853)	(25,189)	(376,920)
Transfer and other <sup>(2)</sup>	(198,144)	459,084	562,747	(1,357,202)	137,126	(396,389)
Balance as of December 31, 2020	9,912,305	9,203,134	43,184,495	883,384	1,059,595	64,242,913
<b>Depreciation</b>						
Balance as of December 31, 2018		(906,616)	(7,248,143)		(227,495)	(8,382,254)
Additions		(255,888)	(2,123,193)		(91,170)	(2,470,251)
Write-offs		26,886	115,732		13,944	156,562
Business combination		(1,804,967)	(9,552,825)		(249,087)	(11,606,879)
Additions - Fair value adjustment from business combination - Fibria		(63,495)	(543,468)		(17,364)	(624,327)
Fair value adjustment from business combination - Facepa		(5,742)	(6,481)		(95)	(12,318)
Fair value adjustment from business combination - Ibema			(593)			(593)
Transfer and other <sup>(2)</sup>		29,906	508,585		9,547	548,038
Balance as of December 31, 2019		(2,979,916)	(18,850,386)		(561,720)	(22,392,022)
Additions		(291,862)	(2,390,583)		(110,012)	(2,792,457)
Write-offs		25,992	64,397		8,067	98,456
Balance as of December 31, 2020		(3,245,786)	(21,176,572)		(663,665)	(25,086,023)
<b>Book value</b>						
Balance as of December 31, 2019	10,321,574	5,787,873	23,670,191	969,701	371,606	41,120,945
Balance as of December 31, 2020	9,912,305	5,957,348	22,007,923	883,384	395,930	39,156,890

1) Includes vehicles, furniture and utensils and computer equipment.

2) Includes transfers carried out between the items of property, plant and equipment, intangible assets, inventories and non-current assets held for sale as disclosed in note 1.2.2 (On December 31, 2019 includes right of use).

For the year ended December 31, 2020, the Company did not identify any indicators of impairment of property, plant and equipment.

**15.1. Items pledged as collateral**

For the year ended December 31, 2020, property, plant and equipment items that are pledge as collateral for loans transactions and lawsuits, consisting substantially of the units of, Imperatriz, Limeira, Mucuri, Suzano and Três Lagoas totaled R\$20,903,151 (R\$24,985,741 consisting substantially of the units of Aracruz, Imperatriz, Limeira, Mucuri, Suzano and Três Lagoas as of December 31, 2019).

#### **15.2. Capitalized expenses**

For the year ended December 31, 2020, the Company capitalized interest in the amount of R\$10,636 (R\$4,213 as of December 31, 2019). The weighted average interest rate utilized to determine the capitalized amount was 9.06% p.a. (9.50% p.a. as of December 31, 2019).



INTANGIBLE

12 Months Ended  
Dec. 31, 2020

INTANGIBLE  
INTANGIBLE

16. INTANGIBLE

16.1. Goodwill and intangible assets with indefinite useful life

	December 31, 2020	December 31, 2019
Vale Florestar <sup>(1)</sup>		45,435
Facepa	119,332	119,332
Fibria <sup>(2)</sup>	7,897,051	7,897,051
Other <sup>(3)</sup>	1,196	1,196
	<u>8,017,579</u>	<u>8,063,014</u>

- Vale Florestar's main asset is eucalyptus forests planted in leased areas, in the State of Pará, which were acquired for the purpose of supplying wood to the Maranhão Unit. On December 31, 2020, the Company tested goodwill on expected future profitability arising from business combinations with Vale Florestar and identified an impairment of R\$45,435 recognized in other operating results.
- Amount arising from the business combination with Fibria, held on January 3, 2019, when the Company acquired the net assets of Fibria for total consideration of R\$37,235,854 (note 1.3.1).
- Refer to other intangible assets with indefinite useful life such as servitude and electricity.

The goodwill is based on expected future profitability supported by valuation reports, after purchase price allocation.

Goodwill are allocated to cash-generating units as presented in Note 29.4.

The calculation of the value in use of non-financial assets is done annually using the discounted cash flow method. In 2020, the Company used the strategic plan and annual budget with growing projections until 2025 and the average perpetuity of the cash generating units considering a nominal rate of 3.27% p.a. from this date, based on historical information of previous years, economic and financial projections from each specific market that the Company has operations and additionally include official information disclosed by independent institutions and government agencies.

The discount rate, after taxes, adopted by the Management was 9.19% p.a., calculated based on weighted average cost of capital ("WACC"). The assumptions in the table set forth below were also adopted:

	2021	2022	2023	2024	2025
<b>Net average pulp price – Foreign market (USD/ t)</b>					
Asia	495.0	651.7	457.5	492.5	502.4
Europa	490.5	640.1	504.7	505.9	516.1
North America	535.9	647.9	510.9	512.0	522.4
Latin America	511.3	637.6	502.8	503.9	514.1
<b>Net average pulp price – Internal market (USD/ t)</b>	421.6	641.4	505.7	506.9	517.1
<b>Average exchange rate (R\$/U.S.\$)</b>	5.01	4.82	4.81	4.82	4.88
	9.19%	9.19%	9.19%	9.19%	9.19%
<b>Discount rate (pos-tax)</b>	p.a.	p.a.	p.a.	p.a.	p.a.

<b>Discount rate (pre-tax)</b>	13.0%	13.0%	13.0%	13.0%	13.0%
	p.a.	p.a.	p.a.	p.a.	p.a.

The recoverability of property, plant and equipment was tested in 2020 and no impairment loss was identified.

## 16.2. Intangible assets with determined useful life

	December 31, 2020	December 31, 2019
<b>Beginning balance</b>	<b>9,649,789</b>	180,311
Business combination		308,681
Additions	<b>2,307</b>	17,715
Fair value adjustment on business combination		702
Amortization	<b>(980,385)</b>	<b>(74,332)</b>
Fair value adjustment on business combination		10,159,550
Port concession		54,470
Lease agreements		44,371
Supplier agreements		172,094
Port services agreements		694,590
Cultivars		142,744
Customer portfolio		9,030,779
Software		20,502
Fair value adjustment on business combination – Amortization (Fibria)		<b>(956,577)</b>
Port concession		(2,147)
Lease agreements		(7,499)
Supplier agreements		(72,097)
Port services agreements		(29,362)
Cultivars		(20,392)
Customer portfolio		(820,980)
Software		(4,100)
Fair value adjustment on business combination – Amortization (Facepa and Ibema)		(15,454)
Exchange rate variation		2,930
Transfers and others	<b>70,238</b>	26,263
<b>Ending balance</b>	<b>8,741,949</b>	<b>9,649,789</b>

<b>Represented by</b>	<b>Average rate %</b>		
Non-compete agreement	46.1 and 5	5,706	2,150
Research and development agreement	5.4	66,272	74,643
Ports concession	4.3	209,506	219,256
Lease agreements	16.9	29,373	36,871
Supplier agreements	12.9	85,182	99,997
Port service contracts	4.2	639,275	665,228
Cultivars	14.3	101,960	122,352
Development and implementation of systems	11.2	1,392	1,687
Trademarks and patents	10.0	16,627	20,649
Customer portfolio	9.1	7,388,820	8,217,192
Supplier agreements	17.6	41,250	51,562
Software	20.0	123,788	135,668
Others	5.0	32,798	2,534
		<b>8,741,949</b>	<b>9,649,789</b>

**TRADE ACCOUNTS  
PAYABLE**

**12 Months Ended  
Dec. 31, 2020**

**TRADE ACCOUNTS  
PAYABLE**

**TRADE ACCOUNTS  
PAYABLE**

**17. TRADE ACCOUNTS PAYABLE**

	<b>December 31, 2020</b>	<b>December 31, 2019</b>
<b>In local currency</b>		
Related party (note 11.1) <sup>(1)</sup>	<b>2,849</b>	2,477
Third party	<b>1,865,632</b>	1,288,775
<b>In foreign currency</b>		
Third party <sup>(2)</sup>	<b>492,617</b>	1,085,207
	<b><u>2,361,098</u></b>	<b><u>2,376,459</u></b>

- 1) The balance refers to transactions with Ibema and Nemonorte, entities that are not consolidated by the Company.
- 2) The Company had a take or pay agreement with Klabin S.A., following the requirements imposed by the European Union's competition authority, this contract expired in July 2019. On December 31, 2019, the amount of R\$936,887 in the consolidated refers to purchases of Klabin's pulp.

**LOANS, FINANCING AND  
DEBENTURES**

**12 Months Ended  
Dec. 31, 2020**

**LOANS, FINANCING AND  
DEBENTURES**

**LOANS, FINANCING AND  
DEBENTURES**

**18. LOANS, FINANCING AND DEBENTURES**

**18.1. Breakdown by type**

Type	Interest rate	Average annual interest rate - %	Current		Non-current		Total	
			December 31, 2020	December 31, 2019	December 31, 2020	December 31, 2019	December 31, 2020	December 31, 2019
<b>In foreign currency</b>								
BNDDES	UMBNDDES	4.84	2,506	26,307	24,486	27,620	26,992	53,927
Bonds <sup>(1)</sup>	Fixed	5.33	779,046	640,177	37,232,554	27,375,673	38,011,600	28,015,850
Export credits (ACC - pre-payment)	LIBOR/Fixed	1.64	718,623	1,994,868	19,400,208	15,431,478	20,118,831	17,426,346
Others			2,516	3,481			2,516	3,481
			<u>1,502,691</u>	<u>2,664,833</u>	<u>56,657,248</u>	<u>42,834,771</u>	<u>58,159,939</u>	<u>45,499,604</u>
<b>In local currency</b>								
BNDDES	TJLP	6.77	276,441	283,658	1,254,222	1,517,649	1,530,663	1,801,307
BNDDES	TLP	10.04	25,535	18,404	522,367	441,233	547,902	459,637
BNDDES	Fixed	4.94	29,115	39,325	47,177	77,333	76,292	116,658
BNDDES	SELIC	5.50	98,531	78,458	1,068,959	718,017	1,167,490	796,475
FINAME	TJLP/Fixed			4,781		9,564		14,345
BNB	Fixed			37,815		156,904		194,719
CRA ("Agribusiness Receivables Certificates")	CDI/IPCA	7.59	32,156	2,860,938	3,025,527	2,952,451	3,057,683	5,813,389
NCE (Export credit note)	CDI	5.52	15,184	131,914	1,275,045	1,270,065	1,290,229	1,401,979
Rural producer Certificate	CDI	7.81	2,738	5,840	273,578	273,303	276,316	279,143
Export credits ("Pre payment")	Fixed	7.62	77,570	77,694	1,313,661	1,312,586	1,391,231	1,390,280
FCO ("Central West Fund"), FDCC ("Central West Development Fund") and FINEP Debentures	Fixed			76,596		475,905		552,501
Others (Revolving Cost, Working capital and Industrial Development Fund ("FDI") and fair value adjustment on business combination)	Fixed	0.40	(24,165)	(62,302)	3,651	4,559	(20,514)	(57,743)
			<u>540,695</u>	<u>3,563,118</u>	<u>14,199,248</u>	<u>14,621,604</u>	<u>14,739,943</u>	<u>18,184,722</u>
			<u>2,043,386</u>	<u>6,227,951</u>	<u>70,856,496</u>	<u>57,456,375</u>	<u>72,899,882</u>	<u>63,684,326</u>
Interest on financing			935,010	886,886		136,799	935,010	1,023,685
Non-current funding			1,108,376	5,341,065	70,856,496	57,319,576	71,964,872	62,660,641
			<u>2,043,386</u>	<u>6,227,951</u>	<u>70,856,496</u>	<u>57,456,375</u>	<u>72,899,882</u>	<u>63,684,326</u>

**18.2. Rollforward in loans, financing and debentures**

	December 31, 2020	December 31, 2019
<b>Beginning balance</b>	<b>63,684,326</b>	<b>35,737,509</b>
Amounts from the business combination		20,667,096
Reclassification - accounts payable from lease operations		(18,225)
Fundraising	14,761,796	18,993,837
Interest accrued	3,286,254	3,362,250
Premium with repurchase of bonds	391,390	
Exchange rate variation, net	13,365,471	1,781,562
Settlement of principal	(19,092,810)	(13,994,708)
Settlement of interest	(3,244,949)	(2,977,957)

Settlement of premium with repurchase of bonds	(378,381)	
Amortization of fundraising costs	87,959	185,807
Other	38,826	(52,845)
<b>Ending balance</b>	<b>72,899,882</b>	<b>63,684,326</b>

### 18.3. Breakdown by maturity – non current

	2022	2023	2024	2025	2026	2027 onwards	Total
<b>In foreign currency</b>							
BNDES - Currency basket	13,356	11,130					24,486
Bonds			1,823,773	1,741,909	2,707,642	30,959,230	37,232,554
Export credits (ACC pre-payment)	1,576,020	9,549,933	4,555,079	3,250,602	468,574		19,400,208
	<u>1,589,376</u>	<u>9,561,063</u>	<u>6,378,852</u>	<u>4,992,511</u>	<u>3,176,216</u>	<u>30,959,230</u>	<u>56,657,248</u>
<b>In local currency</b>							
BNDES – TJLP	269,029	268,272	240,281	292,870	169,102	14,668	1,254,222
BNDES – TLP	18,866	18,866	18,866	17,618	21,161	426,990	522,367
BNDES – Fixed	24,558	18,606	4,013				47,177
BNDES – Selic	97,511	121,202	113,061	238,538	200,697	297,950	1,068,959
CRA (“Agribusiness Receivables Certificates”)	1,512,680	1,512,847					3,025,527
Export credit note				640,800	634,245		1,275,045
Rural producer certificate				137,500	136,078		273,578
Export credits (“Pre payment”)			1,313,661				1,313,661
Debentures				2,340,550	2,327,011	747,500	5,415,061
Others (Revolving costs, working capital, FIDC and FDI)	3,651						3,651
	<u>1,926,295</u>	<u>1,939,793</u>	<u>1,689,882</u>	<u>3,667,876</u>	<u>3,488,294</u>	<u>1,487,108</u>	<u>14,199,248</u>
	<u>3,515,671</u>	<u>11,500,856</u>	<u>8,068,734</u>	<u>8,660,387</u>	<u>6,664,510</u>	<u>32,446,338</u>	<u>70,856,496</u>

### 18.4. Breakdown by currency

	December 31, 2020	December 31, 2019
Brazilian Reais	14,727,803	18,170,261
U.S. Dollar	58,145,087	45,460,138
Currency basket	26,992	53,927
	<u>72,899,882</u>	<u>63,684,326</u>

### 18.5. Fundraising costs

The fundraising costs are amortized based on terms agreements and effective interest rate.

Type	Cost	Amortization	Balance to be amortized	
			December 31, 2020	December 31, 2019
Bonds	390,104	151,536	238,568	201,467
CRA and NCE	125,222	92,848	32,374	47,443
Export credits (ACC pre-payment)	102,769	46,741	56,028	40,382
Debentures	24,467	8,428	16,039	19,065
BNDES (“IOF”) <sup>(1)</sup>	62,658	22,047	40,611	38,447
Others	18,147	16,725	1,422	4,590
	<u>723,367</u>	<u>338,325</u>	<u>385,042</u>	<u>351,394</u>

1) Tax on Financial Operations

### 18.6. Relevant transactions entered into the year

#### 18.6.1. Export Prepayment Agreements (“EPP”)

On February 14, 2020, Suzano, through its wholly-owned subsidiaries Suzano Pulp and Paper Europe S.A., Suzano Austria GmbH and Fibria Overseas Finance Ltd., entered into a syndicated export prepayment agreement in the amount of US\$850,000 (equivalent, on the transaction date, to R\$3,672,259), with a term of six years and maturity in February 2026, grace period of 4 years, quarterly interest payments of 1.15% p.a. plus LIBOR 3M. This transaction is fully and unconditionally guaranteed by Suzano S.A.

On December 17, 2020, the Company, through its wholly-owned subsidiary Suzano International Trade GmbH, signed in a bilateral export prepayment contract with Banco Santander, in the amount of US\$100,000 (equivalent on the transaction date to R\$517,402) with a term of one year and with an interest rate of 1.3825% p.a.

On December 23, 2020, the Company, through its wholly-owned subsidiary Suzano Pulp and Paper Europe SA, signed in a bilateral export prepayment contract with the bank Rabobank in the amount of US\$140,000 (equivalent on the transaction date to R\$709,444) with a term of one year and an interest rate of 1.35% p.a.

All the above operations are fully guaranteed by Suzano S.A.

#### **18.6.2. Revolving credit facility**

On April 2, 2020, the Company through its wholly-owned subsidiary Suzano Pulp and Paper Europe S.A, disbursement of US\$500,000 (equivalent, on the transaction date, to R\$2,638,221) of its revolving credit facility maintained with certain financial institutions with quarterly payments of 1.30% plus quarterly LIBOR and maturity in February 2024.

#### **18.6.3. Brazilian National Bank for Economic and Social Development (BNDES)**

On June 29, 2020, the Company raised with BNDES the amount of R\$400,000 indexed to the Selic interest rate, plus fixed interest of 1.96% p.a., with an average term of 124 months, maturing in February 2040. This funding is in line with the company's strategy of lengthening of the average of its obligations and efficiency in servicing its debt (cost of debt).

On December 22, 2020, the Company raised with BNDES the amount of R\$131,774, of which R\$ 100,000 referring to a second release of the contract raised above and R\$31,774 indexed to the long-term interest rate ("TLP"), plus fixed interest of 1.77% p.a., with an average term of 121 months, maturing in November 2034.

#### **18.6.4. Issuance of Sustainability-linked Notes 2031 (“Notes 2031”)**

On September 14, 2020, the Company, through its wholly-owned subsidiary Suzano Austria GmbH ("Suzano Austria"), issued Senior Notes totaling US\$ 750,000 (R\$ equivalent to R\$3,973,831 on the transaction date) with yield of 3.950% per annum, with a coupon of 3.750% p.a., to be paid semi-annually as of January 15, 2021 and with the principal amount due on January 15, 2031.

The Notes have environmental performance indicators (“KPIs”) associated with a goal of reducing GHG emissions by the Company by 2025, evidencing Suzano’s commitment as part of the solution to the global climate crisis and in convergence to the implementation of its Long Term Goal. Under the terms of the Notes, if the Company does not satisfy the Sustainability Performance Target and provide confirmation thereof to the Trustee together with a related confirmation by the External Verifier at least 30 days prior to July 16, 2026, the interest rate payable on the Notes will be increased by 25 basis points from July 16, 2026 to the Maturity Date. Additionally, pursuant to the Sustainability-Linked Securities Framework, the Company has committed to publish annually a Sustainability Report, together with a verification assurance report issued by the External Verifier. Thus, the new debt securities are characterized as sustainability-linked bonds, according to the principles promulgated by the Capital Markets Association.

### **18.6.5. Sustainability-Linked Notes 2031 (“Notes 2031”)**

On November 19, 2020, the Company, through its wholly-owned subsidiary Suzano Austria GmbH ("Suzano Austria"), made an additional issue of debt securities under Senior Notes 2031, in the principal amount of US\$500,000 (equivalent to R\$2,666,484 on the transaction date) coupon of 3.750% p.a. (yield to maturity of 3.100% p.a.), to be paid semi-annually as of January 15, 2021 and with the principal amount due on January 15, 2031.

### **18.7. Relevant transactions settled in the year**

#### **18.7.1. Export Prepayment Agreements (“EPP”)**

On February 14, 2020, Suzano, through its wholly-owned subsidiary Suzano Pulp and Paper Europe S.A., voluntarily prepaid the export prepayment agreement in the amount of U.S.\$755,864 (equivalent, on the transaction date, to R\$3,240,229), with quarterly interest payments of 1.15% p.a. plus quarterly LIBOR, which was scheduled to mature in February 2023.

On December 7, 2020, the Company, through its subsidiary Suzano Pulp and Paper Europe S.A., partially settled the export prepayment agreement in the total amount of US\$300,000 (equivalent on the transaction date to R\$1,355,362), with original maturity in December 2023 and quarterly interest rate of 1.15% p.a. plus quarterly LIBOR.

#### **18.7.2. Make-whole Senior Notes (“Notes 2021”)**

On March 31, 2020, the Company through its wholly-owned subsidiary Suzano Trading Ltd., redeem all of the outstanding of Senior Notes 2021 in the total amount of US\$199,864 (equivalent, on the transaction date, to R\$1,039,032) considering redemption price of 104.287% plus interest proportional to the period.

#### **18.7.3. Agribusiness Receivables Certificates (“CRA”)**

On April 13, 2020, the Company disbursed the total amount of R\$612,779, from this amount R\$600,000 was related to the payment of principal and R\$12,779 of interest of the Agribusiness Receivables Certificate issued in April 2016, with interest of 98% of the CDI, this payment was made due to the normal maturity of the CRA.

On June 22, 2020, the single installment of the CRA principal of R\$880,155, issued in June 2016, with 97% interest on the CDI, matured. The company disbursed R\$895,655 as principal (R\$880,155) and interest (R\$15,500).

On November 14, 2020, the single installment of the CRA principal in the amount of R\$1,000,000, issued in November 2016, with interest of 96% of the CDI, matured. The Company disbursed the amount of R\$1,009,068, considering the last installment of interest on the operation.

#### **18.7.4. Revolving credit facility**

On August 13, 2020, in accordance with the announced to the market made on March 30, 2020, the Company announced the early return of the revolving credit facility in the amount of US\$ 500,000 (equivalent to R\$2,638,221 on the date of the transaction) hired on April 1, 2020, at LIBOR + 1.30% p.a., with an average term of 47 months and final maturity in February 2024. The settlement was on August 20, 2020 in the amount of R\$ 2,848,097 (principal and interest) and, once realized, these funds became fully available as a source of additional liquidity for the Company, if necessary.

#### **18.7.5. Notes Tender Offer (“Notes 2024, 2025 e 2026”)**

The proceeds obtained from the issuance of Notes 2031, detailed in note 18.6.4., were used for the partial repurchase of Senior Notes issued by Fibria Overseas Finance Ltd and Suzano Austria

GmbH, Suzano's wholly-owned subsidiaries, as follows (i) partial settlement of US\$247,207 (equivalent to R\$1,303,473) at a price of 110.8% of the issue value plus the proportional interest of Senior Notes issued by Fibria Overseas currently in circulation with a coupon (interest) of 5.25% p.a. and maturity in May 2024 ("Notes 2024"); (ii) partial settlement of US\$260,348 (equivalent to R\$1,372,763) at the price of 106.6% of the issue value plus the proportional interest of Senior Notes issued by Fibria Overseas currently in circulation with a coupon (interest) of 4.00% p.a. and maturity in January 2025 ("Notes 2025"); and (iii) partial settlement of US\$183,419 (equivalent to R\$967,138 on the payment date) at a price of 115.2% of the issue value plus the proportional interest of Senior Notes issued by Suzano Austria, with a coupon (interest) of 5.75% p.a. and maturity in July 2026 ("Notes 2026").

In the execution of the partial repurchase, premium payments were made in the amounts of US\$26,698 (equivalent to R\$140,775 on the transaction date), US\$17,183 (equivalent to R\$90,602 on the transaction date) and US\$25,506 (equivalent to R\$134,488 on the transaction date) to the bondholders of Notes 2024, 2025 and 2026, respectively, recognized in the financial result.

In the partial repurchase of Notes 2026, the Company determined that there was no substantial change under of the existing bonds, therefore, this transaction was recorded as a modification of the financial liability. The amount of US\$2,374 (equivalent R\$ 12,518 on the transaction date) paid for the exchange will be amortized over the term of Notes 2031, in accordance with the requirements of IFRS 9.

The settlement of the process of repurchase occurred on September 15, 2020.

#### **18.7.6. Central West Development Fund (“FDCO”)**

On December 28, 2020, the Company prepaid the financing credit agreement raised with the Midwest development Fund in the amount of R\$512,012, with original maturity in December 2027 and semiannual interest rate of 8.00% p.a.

#### **18.8. Guarantees**

Some loan and financing agreements have guarantees clauses, in which the financed equipment or other property, plant and equipment are offered by the Company, as disclosed in Note 15.1.

The Company does not have contracts with restrictive financial clauses (financial covenants) to be complied with.



LEASE

12 Months Ended  
Dec. 31, 2020

LEASE  
LEASE

19. LEASE

19.1. Right of use

The rollforward of year ended December 31, 2020 is set forth below:

	Lands and Farms	Machines and Equipment's	Buildings	Ships and boats	Vehicles	Total
<b>Balance as of December 31, 2018</b>	—	—	—	—	—	—
Initial adoption on January 1, 2019	1,762,943	143,685	41,570	1,408,640	1,012	3,357,850
Additions	260,982	1,529	39,794	612,022		914,327
Amortization <sup>(1)</sup>	(254,280)	(15,163)	(35,365)	(116,207)	(925)	(421,940)
<b>Balance as of December 31, 2019</b>	<b>1,769,645</b>	<b>130,051</b>	<b>45,999</b>	<b>1,904,455</b>	<b>87</b>	<b>3,850,237</b>
Additions	858,085	45,624	90,616	95,768	2,675	1,092,768
Amortization <sup>(1)</sup>	(265,091)	(18,078)	(43,903)	(122,904)	(313)	(450,289)
Write-offs <sup>(2)</sup>	(74,578)	(72,332)	(1,728)			(148,638)
<b>Balance as of December 31, 2020</b>	<b>2,288,061</b>	<b>85,265</b>	<b>90,984</b>	<b>1,877,319</b>	<b>2,449</b>	<b>4,344,078</b>

- 1) On December 31, 2020, the amount of R\$263,613 (R\$268,081 as of December 31, 2019) related to land was reclassified to biological assets to compose the formation cost.
- 2) Lands and Farms, write-off due to the incorporation of legal entities (note 1.1) and machines and equipment, write-off due to the cancellation of contracts.

For the year ended December 31, 2020, the Company is not committed to lease agreements not yet in force.

19.2. Lease liabilities

The balance of lease payables for the year ended December 31, 2020, measured at present value and discounted by the respective discount rates are set forth below:

Nature of agreement	Average rate - % p.a. <sup>(1)</sup>	Maturity <sup>(2)</sup>	Present value of liabilities
Lands and farms	11.45	July 2048	2,361,538
Machines and Equipment's	10.62	July 2032	189,061
Buildings	9.80	December 2030	81,144
Ships and boats	11.39	February 2039	2,557,824
Vehicles	10.04	October 2023	2,193
			<b>5,191,760</b>

- 1) To determine the discount rates, quotes were obtained from financial institutions for agreements with characteristics and average terms similar to the lease agreements.
- 2) Refers to the original maturities of the agreements and, therefore, do not consider eventual renewal clause.

On March 12 and April 12, 2020, for a period of 10 months, two of the ships leased by the Company were made available for chartering from third parties. In the amount of US\$7,500 (equivalent, on the transaction date, to R\$35,841). In the year ended December 31, 2020, this transaction is effective. Additionally, the Company is evaluating the renewal of this transaction under the same conditions as before, only replacing the ships, due to the need for planned operational maintenance.

The rollforward in the balances in the years ended December 31, 2020 and 2019 are as follows:

Balance as of December 31, 2018	—
Initial adoption on January 1, 2019	3,428,897
Additions	914,327
Payments	(646,487)
Accrual of financial charges	275,404
Exchange rate variation	11,929
<b>Balance as of December 31, 2019</b>	<b>3,984,070</b>
<b>Additions</b>	<b>1,092,768</b>
<b>Write-offs</b>	<b>(148,638)</b>
<b>Payments</b>	<b>(824,245)</b>
<b>Accrual of financial charges <sup>(1)</sup></b>	<b>486,286</b>
<b>Exchange rate variation</b>	<b>601,519</b>
<b>Balance as of December 31, 2020</b>	<b>5,191,760</b>
<b>Current</b>	<b>620,177</b>
<b>Non-current</b>	<b>4,571,583</b>

1) On December 31, 2020, the amount of R\$88,540 related to interest expenses on leased lands was capitalized to biological assets to compose the formation cost (R\$50,795 as of December 31, 2019).

The maturity schedule of future payment not discounted to present value related to lease liabilities is disclosed in Note 4.2.

#### 19.2.1. Amounts recognized in the statement of income for the year

In the year ended December 31, 2020, and 2019 are set for the below:

	December 31, 2020	December 31, 2019
Expenses relating to short-term assets	7,365	37,007
Expenses relating to low-value assets	12,182	14,349
	<b>19,547</b>	<b>51,356</b>

**PROVISION FOR  
JUDICIAL LIABILITIES**

**12 Months Ended  
Dec. 31, 2020**

**PROVISION FOR  
JUDICIAL LIABILITIES**

**PROVISION FOR JUDICIAL  
LIABILITIES**

**20. PROVISION FOR JUDICIAL LIABILITIES**

The Company is involved in certain legal proceedings arising from the normal course of business, which include tax, labor, civil and environment risks.

The Company classifies the risk of unfavorable decisions in the legal proceedings, based on legal advice, which reflect the estimated probable losses. Contingencies classified as possible loss are disclosed based on reasonably estimated amounts.

The Company's management believes that, based on the elements existing at the base date of these unaudited condensed consolidated interim financial information, its provision for tax, civil, environment and labor risks, accounted for according to IAS 37 is sufficient to cover estimated losses related to its legal proceedings, as set forth below:

**20.1. Rollforward of provisions for probable losses, net of judicial deposits**

Nature of provisions	December 31, 2020		
	Judicial deposits	Provision	Provision, net
Taxes and social security	(135,641)	2,984,230	2,848,589
Labor	(57,780)	217,180	159,400
Civil and environment	(3,495)	251,461	247,966
	<u>(196,916)</u>	<u>3,452,871</u>	<u>3,255,955</u>

Nature of provisions	December 31, 2019		
	Judicial deposits	Provision	Provision, net
Taxes and social security	(124,133)	3,176,503	3,052,370
Labor	(50,464)	227,139	176,675
Civil and environment	273	283,159	283,432
	<u>(174,324)</u>	<u>3,686,801</u>	<u>3,512,477</u>

**20.1.1. Changes in the provision according to the nature of the proceedings for probable losses**

	December 31, 2020				
	Tax and social	Labor	Civil and environment	Contingent liabilities <sup>(1)</sup> <sup>(2)</sup>	Total
	security				
<b>Beginning balance</b>	<b>492,413</b>	<b>227,139</b>	<b>64,897</b>	<b>2,902,352</b>	<b>3,686,801</b>
Payments	(23,162)	(43,783)	(14,618)		(81,563)
Write-off	(23,106)	(52,333)	(25,223)	(193,099)	(293,761)
Additions	20,560	64,053	17,337		101,950
Monetary adjustment	9,365	22,104	7,975		39,444
<b>Ending balance</b>	<b>476,070</b>	<b>217,180</b>	<b>50,368</b>	<b>2,709,253</b>	<b>3,452,871</b>

- 1) Amounts arising from lawsuits with probability of loss possible and remote, of tax nature in the amount of R\$2,508,162 and civil in the amount of R\$201,091, measured and recorded at the estimated fair value resulting from the business combination with Fibria, in accordance with paragraph 23 of IFRS 3 - Business Combination.
- 2) Reversal due to a change in prognosis and/or settlement.

	December 31, 2019				
	Tax and social security	Labor	Civil and environment	Contingent liabilities <sup>(1)</sup>	Total
<b>Beginning balance</b>	296,869	50,869	3,532		351,270
Business combination	139,462	185,157	64,974		389,593
Payments	(34)	(34,794)	(5,532)		(40,360)
Write-off	(3,875)	(55,730)	(13,434)		(73,039)
Additions	46,603	50,521	10,100	2,902,352	3,009,576
Monetary adjustment	13,388	31,116	5,257		49,761
<b>Ending balance</b>	<u>492,413</u>	<u>227,139</u>	<u>64,897</u>	<u>2,902,352</u>	<u>3,686,801</u>

- 1) Amounts arising from lawsuits with probability of loss possible and remote, measured and recorded at the estimated fair value resulting from the business combination with Fibria, in accordance with paragraph 23 of IFRS 3 – Business Combination.

#### 20.1.2. Tax and social security

For the year ended December 31, 2020, the Company was a defendant in 51 (fifty-one) administrative proceedings as well as tax lawsuits in which the disputed matters related, CSLL, IRRF, PIS, COFINS, Social Security Contribution, ICMS, among others whose amounts are provisioned for when the likelihood of loss is deemed probable by the Company's external legal counsel and the Management.

#### 20.1.3. Labor

For the year ended December 31, 2020, the Company was a defendant in 1,010 (one thousand and ten) labor lawsuits.

In general, labor lawsuits are related primarily to matters frequently contested by employees in agribusiness companies, such as certain wages and/or severance payments, in addition to suits filed by outsourced employees of the Company.

#### 20.1.4. Civil and environment

For the year ended December, 2020, the Company is a defendant in approximately in 58 (fifty eight) civil and environmental lawsuits.

Civil proceedings are related primarily to payment of damages, such as those resulting from contractual obligations, traffic-related injuries, possessory actions, environmental restoration obligations, claims and others.

#### 20.2. Provisions for possible losses

The Company is involved in tax, civil and labor lawsuits, for which losses have been assessed as possible by management with the support from legal counsel and therefore no provision was recorded:

	December 31, 2020	December 31, 2019
Taxes <sup>(1)</sup>	7,145,147	7,504,398

Labor	263,971	279,934
Civil and environment <sup>(1)</sup>	<u>3,068,884</u>	<u>2,995,576</u>
	<u>10,478,002</u>	<u>10,779,908</u>

- 1) The amounts above does not include the fair value adjustment allocated to probable contingencies of R\$2,677,970, which were recorded at fair value resulting from business combinations with Fibria, in accordance with paragraph 23 of IFRS 3 - Business Combination, as presented in note 20.1.1. above.

### 20.2.1. Tax and social securities

The Company is a defendant in 782 (seven hundred eighty two) tax proceedings whose likelihood of loss is considered possible, in the total amount of R\$7,145,147 for which there is no provision was recorded.

The other tax and social security lawsuits refer to various taxes, such as IRPJ, CSLL, PIS, COFINS, ICMS, ISS, Withholding Income Tax ("IRRF"), PIS and COFINS, mainly due to differences in interpretation of applicable tax rules and information provided in accessory obligations.

The most relevant tax cases are set forth below:

- (i) Income tax assessment - IRPJ/CSLL - Swap of industrial and forestry assets: in December 2012, the Company received a tax assessment for the collection of income tax and social contribution, alleging unpaid tax on a capital gain in February 2007, closing of the transaction, when the Company executed an agreement with International Paper for the swap of industrial and forestry assets.

On January 19, 2016, the Tax Federal Administrative Court ("CARF - Conselho Administrativo de Recursos Fiscais") rejected as per the casting vote of CARF's President, the appeal filed by the Company in the administrative process. The Company was notified of the decision on May 25, 2016 and due to the impossibility of new appeal and the consequent closure of the case at the administrative level, decided to continue the discussion with the Judiciary. The Company presented judicial guarantee, which was accepted, and is now awaiting the judgement of the case. We maintain our position to not constitute provisions for contingencies, based on the Company's and its external legal advisors' opinion that the probability of loss on this case is possible. The documents have been concluded for judgment since November 25, 2017. In the year ended December 31, 2020 the amount is R\$2,296,032 (R\$2,251,462 as of December 31, 2019).

- (ii) Income tax assessment - IRPJ/CSLL - disallowance of depreciation, amortization and depletion expenses – 2010: in December 2015, we received a tax assessment requiring the payment of IRPJ and CSLL, questioning the deductibility of depreciation, amortization and depletion expenses of 2010 included by us in the calculation of income tax expense. We present administrative appeal on the legal period, judged partially valid. The decision was object of voluntary recourse, presented by us in November 2017. On October 16, 2018, the judgement was converted into a diligence, through resolution n. 1402-000723. Currently, the resolution is expected to be formalized. In the year ended December 31, 2020 the amount is R\$712,531 (R\$695,679 as of December 31, 2019).

- (iii) IRPJ/CSLL - partial approval: the Company requested approval to offset 1997 tax losses with amounts owed to the tax authorities. The authorities approved in March 2009, only R\$83,000, which generated a difference of R\$51,000. The Company is still awaiting the conclusion of the analysis of the credits discussed at the administrative level following a favorable decision of CARF in August 2019, which granted the Voluntary Appeal filed by the Company. For the remaining credit, the Company has appealed the rejection of the tax credits and obtained a partially favorable decision and the final decision is under discussion in the judicial level. Shortly after, an appeal was filed, which was judged in session, it was determined the conversion of the done in diligence. On November 6,

2018, a decision was filed reinforcing the tax authorities' conclusion at the first approval and our arguments. In the year ended December 31, 2020 the amount is R\$104,873 (R\$254,081 as of December 31, 2019).

- (iv) Tax incentive - Agency for the Development of Northeastern Brazil ("ADENE"): in 2002 the Company was granted its request by the Brazilian Federal Revenue Service ("Receita Federal do Brasil") to benefit from reductions in corporate income tax and non-refundable surcharges calculated on operating profits (as defined) for Aracruz facilities A and B (period from 2003 to 2013) and plant C (period from 2003 to 2012), when the qualification reports for the tax reductions are approved by SUDENE.

In 2004, the Company was served an Official Notice by the liquidator of the former Superintendence for the Development of the Northeast ("SUDENE"), who reported that, the right to use the benefit previously granted is unfounded and would be cancelled. In 2005, the Brazilian Federal Revenue Service served the Company an assessment notice requiring the payment of the amounts of the tax incentive used, plus interest. After administrative discussion, the assessment notice was partially upheld and recognized the Company's right to the tax incentive through 2003.

The Company's Management, supported by its legal counsel, believes that the decision to cancel the tax benefits is erroneous and should not prevail, either with respect to benefits already used, or with respect to benefits not used until the corresponding final periods. In the year ended December 31, 2020 the amount is R\$127,391 (R\$125,191 as of December 31, 2019).

- (v) PIS/COFINS – Goods and services – 2009 to 2011: in December 2013, the Company was assessed by the Brazilian Federal Revenue Service demanding the collection of PIS and COFINS credits disallowed because they are not allegedly linked to its operating activities. In the first instance, the objection filed by the Company was dismissed. After the Voluntary Appeal was filed, it was partially provided in April 2016. From this decision, the National Treasury filed a Special Appeal to the Superior Chamber and the Company filed a Statement of Appeal, which are still pending judgment. The updated amount involved up to December 31, 2020 is R\$166,355 (R\$162,750 as of December 31, 2019).
- (vi) Offsetting - IRRF - period 2000: the Company filed a lawsuit for offsetting IRRF credits measured in the year ended December 31, 2000 with debts owed to the Brazilian Federal Revenue Service. In April 2008, the Brazilian Federal Revenue Service partially recognized the credit in favor of the Company. From this decision, the Company filed a Voluntary Appeal with CARF, which is pending judgment. In the year ended December 31, 2020 the amount is R\$109,903 (R\$108,320 as of December 31, 2019).
- (vii) Tax assessment - Corporate Income Tax and Social Contribution: on October 5, 2020, the Company was notified about the tax assessment issued by the Brazilian Internal Revenue Service claiming the payment of Corporate Income Tax and Social Contribution, in the total amount of R\$454,898, resulting from the remeasurement of profit of its wholly-owned subsidiary Suzano Trading Ltd in the years ended December 31, 2014, 2015 and 2016. Besides the Company, Statutory Executive Officers' ("Officers") from Suzano Trading were also included as co-responsible. The legal counsel considered the risk of loss as possible in regards to the Company and, in reference to the Officers, also possible but with more chances of winning (possible to remote).
- (viii) Tax assessment - taxation on a universal basis - year 2015: on November 3, 2020, the Company received a tax assessment for the collection of income tax and social contribution, alleging unpaid tax on calendar year 2015, due to the lack of addition, in determining taxable income and the social contribution calculation basis, of profits earned by subsidiaries abroad. The legal advisors hired by the Company classify the prognosis

as a possible loss. Currently, the defense presented at the administrative level is awaiting judgment. In the year ended December 31, 2020 the amount is R\$145,026.

### **20.2.2. Labor**

On December 31, 2020, the Company was a defendant in 1,653 (one thousand, six hundred and fifty-three) labor lawsuits, totaling R\$263,971.

The Company also has several lawsuits in which employees' unions in the states of Bahia, Espírito Santo, Maranhão, São Paulo and Mato Grosso do Sul are included.

### **20.2.3. Civil and environmental**

On December 31, 2020, the Company is a defendant in approximately 324 (three hundred and twenty-four) civil and environmental lawsuits, totaled the amount of R\$3,068,884. Most of these civil lawsuits refers to claims for compensation by former employees or third parties for alleged occupational illnesses and workers' compensation, collection lawsuits and bankruptcy situations, reimbursement of funds claimed from delinquent landowners and possessory actions filed in order to protect the Company's equity. The Company has insurance for public liability that covers, within the limits set in the policy, unfavorable sentences in the civil courts for claims for compensation of losses.

Regarding civil matters, we are involved in 2 (two) Public Civil Claims (“*Ação Civil Pública*”) filed by the Federal Public Prosecution Office requesting (i) a preliminary injunction to prohibit Company's trucks from transporting wood in federal highways above legal weight restrictions (ii) an increase in the fine for cases of overweight and (iii) compensation for damages to property allegedly caused to federal highways, the environment and the economic order, and compensation for moral damages. One of the Claims was ruled against the Company. Suzano presented an appeal to the Court of Appeals, requesting an interim relief to stay the effects of such ruling until a final decision is reached. We are currently waiting for the ruling on the interim relief by the 1st Regional Federal Court Appeals.

The Company is still defendant in a 2 (two) Public Civil Claim filed by the Federal Prosecutor's Office regarding real properties acquired by Company in the northern region of the state of Espírito Santo. In the 1st. the Federal Prosecutor requested (i) the nullity of the deeds (ii) compensation for moral damages and (iii) suspension of financing for Company's operations in the municipalities of São Mateus and Conceição da Barra, both located in the state of Espírito Santo. A preliminary injunction was granted, which blocked around 6,000 hectares of Company's land in such municipalities and suspended any financing for Suzano by BNDES for either production or planting of eucalyptus pulp on the properties relating to the Public Civil Claim. In the 2nd, the Federal Prosecutor's Office, requesting the nullity of the deeds of some other proprieties acquired in the northern of the state of Espírito Santo. A preliminary injunction was granted blocking around 5,601 hectares of Company's lands in the same municipalities of São Mateus and Conceição da Barra. Suzano presented its judicial defense and an appeal against such injunction, which is still pending decision. Both cases are pending ruling by the Federal District Court of São Mateus and remain in pre-trial phase. The Company believes that are good grounds for our defense since the acquisition of the lands discussed in both Public Civil Claims was made in accordance with applicable laws and practices applicable at the time of purchase.

Regarding environmental matters, we are involved in 3 (three) relevant Public Civil Claims filed by the Federal Public Prosecution Office in the northeast region of Brazil challenging the State's environmental agency's jurisdiction to grant environmental licenses. The Federal Public Prosecution Office alleges that the environmental licensing proceedings related to the forest formation and installation of our industrial plant in the state of Maranhão should be carried out by the Brazilian Federal Environmental Agency (“*Agência Federal do Meio Ambiente - IBAMA*”). The risks involved in such cases are delays in our plantation schedule and the suspension of the Maranhão unit activities until new permit is issued. Although an injunction was granted on one of this claims suspending the forest formation in a certain region of the State of Maranhão, we believe



there are good grounds for our defense, since IBAMA does not acknowledge having jurisdiction to perform the licensing proceedings and there is no clear legal ground to sustain such jurisdiction. Superior court's is still to rule on an appeal against the injunction granted against Suzano and the other claims are still pending a decision by the trial judge.

In addition, we are involved in a dispute related to possible environmental damage in Cubatão city located in the State of São Paulo), allegedly caused by Companhia Santista, a company that was acquired by Ripasa, which in turn was acquired by Suzano in 2008. This lawsuit is ongoing for over 30 (thirty) years and involves more than 20 (twenty) other companies. The lawsuit seeks reparation for the environmental damage allegedly caused in area under environmental protection of Serra do Mar's State Park by several companies that maintained activities in the industrial district of Cubatão until the 1990s. On September 2017, the lawsuit was ruled in favor of the plaintiff, sentencing the defendant companies to recover the damages allegedly caused or, should the environment be already recovered, to pay a compensation of equal value of the cost of the recovery. This compensation is to be allocated to expand Serra do Mar's State Park. The ruling, however, did not determined the amount that should be paid as compensation, leaving the definition of this value to a latter procedural stage. This ruling was contested by the companies on an appeal and a decision by the State Supreme Court is still pending.

### **20.3. Contingent assets**

#### **20.3.1. Exclusion of VAT (ICMS) from PIS and COFINS tax base**

The Company and its wholly-owned subsidiaries have filed lawsuits to discuss their rights to exclude ICMS from the PIS and COFINS tax basis, comprising periods since March 1992 and comprising, eventual amendments in the regulation after the issuance of Law nº 12,973/2014.

Regarding this matter, the Federal Supreme Court ("STF") ruled on March 15, 2017, at first without the possibility of reversing the understanding on the merits, that the ICMS does not part of the calculation basis of relating contributions. The Federal Government filed an amendment of judgment in October 2017 aiming, among other requests, to modulate the effects of related decision based on the judgment of said amendment of judgment, which are still pending judgment.

Based on the decision of the Supreme Court and the legal opinions of its legal advisors, the Company understands that a change in the outcome of the Supreme Court judgment is unlikely. Accordingly, the ICMS was excluded from the calculation basis of such contributions as from August 2018, based on a favorable decision rendered by the Company, still pending final judgment.



**EMPLOYEE BENEFIT  
PLANS**

**12 Months Ended  
Dec. 31, 2020**

**EMPLOYEE BENEFIT  
PLANS**

**EMPLOYEE BENEFIT  
PLANS**

**21. EMPLOYEE BENEFIT PLANS**

The Company offers supplementary pension plan and defined benefit plan, such as medical assistance and life insurance, as set forth below:

**21.1. Pension plan**

The Company has two current supplementary retirement plans, as disclosed below.

**21.1.1. Pension plan - Suzano Prev**

In 2005, the Company established the Suzano Prev pension plan managed by BrasilPrev, an open private pension entity, which serves employees of Suzano Group Companies, in the defined contribution plan.

Under the terms of the benefit plan agreement, for employees who have a salary above 10 URS's, in addition to the 0.5% contribution, the contributions of the company follow the employees' contributions and affect on the portion of the salary that exceeds the 10 URS's, which can vary from 1% to 6% of the nominal salary. This plan is called Basic Contribution 1.

The Company's contributions to the employee are 0.5% of the nominal salary that does not exceed 10 Suzano reference units ("URS"), even though there is no contribution from the employee. This plan is called Basic Contribution 2.

From August 2020, for employees who have a salary lower than 10 URS's, they will be able to invest 0.5 or 1.0% of the nominal salary and the Company will monitor the employee's contributions. The employee can choose to invest up to 12% of the salary in the Suzano Prev pension plan, and the excess of Basic Contribution 1 or 2 may be invested in the supplementary contribution, where there is no counterpart from the Company and the employee must consider the two contributions to limit 12% of the salary.

Contributions made by the Company for the year ended December 31, 2020 totaled R\$9,388 (R\$5,993 as of December 31, 2019) recognized in under employee benefits.

**21.1.2. Pension plan - FUNSEJEM**

Entities from the business combination with Fibria, managed by a private pension entity, which provide post-employment benefits to employees, under defined contribution plans. In this type of plan participants and sponsor contribute to the formation of an individual savings. In 2000, the Company became a sponsor of the Senador José Ermírio de Moraes Foundation (FUNSEJEM), a not-for-profit pension fund for the employees of the Votorantim Group. Under the fund's regulations, employees' contributions to FUNSEJEM, which may range from 0.5% to 6% of nominal salary. Contributions made by the Company, for Senador José Ermírio de Moraes Foundation ("FUNSEJEM") pension plan, for the year ended December 31, 2020 amounted to R\$5,071 (R\$9,920 as of December 31, 2019), recognized under cost of sales, selling and general and administrative expenses.

In July 2020, the Company terminated its relationship with FUNSEJEM. On the occasion that the amounts contributed by employees are released by FUNSEJEM, employees will choose for portability to the Suzano Prev pension plan, to the private pension plan or request the total

redemption of the constituted balance. This action is still due to the harmonization of practices arising from the business combination with Fibria.

## 21.2. Defined benefits plan

The Company offers the following post-employment in addition to the pension plans, which are measured by actuarial calculation and recognized in the financial statement.

### 21.2.1. Medical assistance

The Company guarantees health care program cost coverage for a group of former employees who retired until 1998 and until 2003 at the Suzano, São Paulo administrative office and Limeira and until 2007 at the Jacareí unit, as well as their spouses for life and dependents while they are underage.

For other group of former employees, who exceptionally, according to the Company's criteria and resolution or according with rights related to the compliance with pertinent legislation, the Company ensures the healthcare program.

Main actuarial risks related are (i) lower interest rates (ii) longer than expected mortality tables, (iii) higher than expected turnover and (iv) higher than expected medical costs growth.

### 21.2.2. Life insurance

The Company offers the life insurance benefit to the group of former employees who retired until 2005 at Suzano and São Paulo administrative office and did not choose for the supplementary retirement plan.

Main actuarial risks related are (i) lower interest rates and (ii) higher than expected mortality.

### 21.2.3. Rollforward of actuarial liability

The rollforward of actuarial liability prepared based on actuarial report, are set forth below:

<b>Balance at December 31, 2018</b>	<u>430,427</u>
Business combination	147,877
Interest on employee benefits	44,496
Actuarial loss	147,640
Benefits paid in the year	<u>(34,261)</u>
<b>Balance on December 31, 2019</b>	<u>736,179</u>
Interest on employee benefits	53,092
Actuarial loss/gain	33,843
Employee contribution	(88)
Exchange rate variation	487
Benefits paid in the year	<u>(38,468)</u>
<b>Balance on December 31, 2020</b>	<u><u>785,045</u></u>

### 21.2.4. Economic actuarial assumptions and biometric data

The main economic actuarial assumptions and biometric data used in the actuarial calculations are set forth below:

	December 31, 2020	December 31, 2019
<b>Economic</b>		
Discount rate – medical assistance and life insurance	4.39% p.a.	3.56% p.a.
Medical cost growth rate	3.25% p.a.	3.25% p.a.

Nominal inflation	3.25% p.a.	3.50% p.a.
Aging factor	0 to 24 years: 1.50% p.a.	0 to 24 years: 1.50% p.a.
	25 to 54 years: 2.50% p.a.	25 to 54 years: 2.50% p.a.
	55 to 79 years: 4.50% p.a.	55 to 79 years: 4.50% p.a.
	Above 80 years: 2.50% p.a.	Above 80 years: 2.50% p.a.
<b>Biometric</b>		
Table of general mortality	AT-2000	AT-2000
Table of mortality of disable persons	IAPB 57	IAPB 57
Table of entry of disable	Mercer Disability	Mercer Disability
Turnover	1.00% p.a.	1.00% p.a.
<b>Other</b>		
Retirement age	65 years	65 years
	90% married	90% married
Family composition	Men 4 years + old	Men 4 years + old
Permanency in the plan	100%	100%

#### 21.2.5. Sensitivity analysis

The Company made the sensitivity analysis regarding the relevant assumptions of the plans on December 31, 2020, as set forth below:

Relevant assumptions	Changes in premise	Increase in present value, net	Decrease in present value, net
Discount rate	0.50%	Decrease of R\$729,203	Increase of R\$824,894
Medical costs growth rate	1.00%	Increase of R\$876,554	Decrease of 689,324

#### 21.2.6. Forecast and average duration of payments of obligations

The following amounts represent the expected benefit payments for future years (10 years), from the obligation of benefits granted and the average duration of the plan obligations:

Payments	Medical assistance and life insurance
2021	35,658
2022	38,228
2023	40,886
2024	43,640
2025	46,409
2026 on onwards	274,822

**SHARE-BASED  
COMPENSATION PLAN**

**12 Months Ended  
Dec. 31, 2020**

**SHARE-BASED  
COMPENSATION PLAN**

**SHARE-BASED  
COMPENSATION PLAN**

**22. SHARE-BASED COMPENSATION PLAN**

For year ended December 31, 2020, the Company had 3 (three) share-based, long-term compensation plans, (i) Phantom stock option plan (“PS”) and (ii) Share Appreciation Rights (“SAR”), both settled in local currency and (iii) common stock options, settled in shares.

**22.1. Long term compensation plans (“PS and SAR”)**

Certain executives and key members of the Management have a long-term compensation plan linked to the share price with payment in cash.

Throughout 2020, the Company granted the SAR and PLUS (Share Appreciation Rights) (“SAR”) plans of phantom stock options. In this plan, the beneficiaries should invest 5% of the total amount corresponding to the number of options of phantom shares at the grant date and 20% after 3 (three) years to acquire the option. The Company also granted long-term incentive plans to its key members as part of its retention policy. In this program, the beneficiary does not make any investment.

The vesting period of options may vary from 3 (three) to 5 (five) years, as of the grant date, in accordance with the characteristics of each plan.

The price of the share is calculated based on the average share quote of the 90 previous trading sessions starting from the closing quote on the last business day of the month prior to the month of the grant. The installments of these programs will be adjusted by the variation in the price of the SUZB3 at B3, between the granting and the payment period. On dates when the SUZB3 shares is not traded, the quote of the previous trading session will be considered.

The phantom share options will only be due if the beneficiary is an employee of the Company on the payment date. In case of termination of the employment by initiative of the Company or by initiative of the beneficiary, before the vesting period is completed, the executive will not be entitled to receive all benefits, unless otherwise established in the agreements.

The rollforward is set forth below:

	<u>December 31, 2020</u>	<u>December 31, 2019</u>	<u>December 31, 2018</u>
	<u>Number of shares</u>		
<b>Beginning balance</b>	<b>5,996,437</b>	<b>5,045,357</b>	<b>5,055,519</b>
Granted during of the year	1,770,384	2,413,038	1,415,476
Exercised <sup>(1)</sup>	(1,789,413)	(827,065)	(751,859)
Exercised due to resignation <sup>(1)</sup>	(21,253)	(106,983)	(153,601)
Abandoned / prescribed due to resignation	(183,799)	(527,910)	(520,178)
<b>Ending balance</b>	<b>5,772,356</b>	<b>5,996,437</b>	<b>5,045,357</b>

1) The average price for share options exercised and exercised due to termination of employment, for the year ended December 31, 2020 was R\$43.14 (forty-three Brazilian Reais and fourteen cents) (R\$31.75 (thirty-one Brazilian Reais and seventy-five cents) as of December 31, 2019).

On December 31, 2020, the consolidated outstanding phantom shares option plans are as set forth below:

December 31, 2020

Plan	Grant date	Exercise date	Fair value on grant date <sup>(1)</sup>	Quantity of outstanding options granted
SAR 2016	April 1, 2016	April 1, 2021	R\$15.96	6,972
PLUS 2016	April 1, 2016	April 1, 2021	R\$15.96	4,177
SAR 2017	April 3, 2017	April 3, 2022	R\$13.30	121,555
PLUS 2017	April 3, 2017	April 3, 2022	R\$13.30	25,061
ILP 2017 - 48	April 3, 2017	April 3, 2021	R\$13.30	304,512
ILP 2017 - 60	April 3, 2017	April 3, 2022	R\$13.30	304,512
Deferral 2017	March 1, 2018	March 1, 2021	R\$19.88	162,887
Deferral 2017	March 1, 2018	March 1, 2022	R\$19.88	162,887
SAR 2018	April 2, 2018	April 2, 2023	R\$21.45	677,627
PLUS 2018	April 2, 2018	April 2, 2023	R\$21.45	74,592
ILP 2019 - 24	March 1, 2019	March 1, 2024	R\$41.10	520,000
ILP 2019 - 36	March 1, 2019	March 1, 2024	R\$41.10	520,000
Deferral 2018	March 1, 2019	March 1, 2022	R\$41.10	88,632
Deferral 2018	March 1, 2019	March 1, 2023	R\$41.10	88,632
ILP 2019 - 36 H	March 25, 2019	March 25, 2024	R\$42.19	7,500
ILP 2019 - 48 H	March 25, 2019	March 25, 2024	R\$42.19	7,500
ILP 2019 - 24 Apr	01/ April, 2019	01/ April, 2024	R\$42.81	20,000
ILP 2019 - 36 Apr	01/ April, 2019	01/ April, 2024	R\$42.81	20,000
SAR 2019	01/ April, 2019	01/ April, 2024	R\$42.81	747,848
PLUS 2019	01/ April, 2019	01/ April, 2024	R\$42.81	15,572
ILP - Retention 2019 - 24	October 1, 2019	October 1, 2021	R\$31.86	93,518
ILP 2019 - 24 Oct	October 1, 2019	October 1, 2021	R\$31.75	7,800
ILP 2019 - 36 Oct	October 1, 2019	October 1, 2022	R\$31.75	19,500
ILP 2019 - 48 Oct	October 1, 2019	October 1, 2023	R\$31.75	11,700
ILP 2020 - 36 Apr	April 1, 2020	April 1, 2023	R\$38.50	43,705
ILP 2020 - 12 Apr	April 1, 2020	April 1, 2021	R\$38.50	25,500
ILP 2020 - 24 Apr	April 1, 2020	April 1, 2022	R\$38.50	21,250
SAR 2020	April 1, 2020	April 1, 2025	R\$38.50	729,421
ILP 2020 - 36 Apr	April 1, 2020	April 1, 2023	R\$38.50	38,961
ILP 2020 - 12 Jul	July 1, 2020	July 1, 2021	R\$37.74	1,060
ILP 2020- 48 Condition A	May 1, 2020	April 30, 2024	R\$38.34	595,000
ILP 2020- 48 Condition B	May 1, 2020	April 30, 2024	R\$38.34	127,500
ILP 2020- 48 Condition C	May 1, 2020	April 30, 2024	R\$38.34	127,500
ILP - Retention 2020 - 36 Oct 1	October 1, 2020	October 1, 2023	R\$38.79	36,650
ILP - Retention 2020 - 36 Oct 2	October 1, 2020	October 1, 2023	R\$43.14	5,871
ILP Hiring/Retention Bonus 2020 - 36 Oct	October 1, 2020	October 1, 2023	R\$43.14	6,954
				<b>5,772,356</b>

(1) Amounts expressed in Reais.

## 22.2. Common stock option plan

Additionally, in 2020 the Company established a Restricted Shares plan based on the Company's performance (Program 6). The Plan associates the quantity of Restricted Shares granted to the Company's performance in relation to the operating cash generation target. The quantity of the restricted stock granted is defined in financial terms and is subsequently converted into shares based on the last 60 (sixty) stock exchange trading days on December 31, 2020 of SUZB3 at B3.

After measurement of operating cash generation 2020, the Restricted Shares will be granted immediately, as they not have to comply to the vesting period. However, the beneficiaries of the grant must comply to the lockup period of thirty-six (36) months during which they will not be able to market the shares.

In the event that the beneficiaries leave the Company before the end of the fiscal year for the measurement of operating cash generation, they will lose the right to the grant of Restricted Share.

The position is set forth below:

Program	Date of grant	Deadline for the options to become exercisable	Price on grant date	Shares Granted	Restricted year for transfer of shares
Program 4	01/02/2018	01/02/2019	R\$ 39.10	130,435	01/02/2022

## 22.3. Measurement assumptions

In the case of the phantom shares plan, since the settlement is in cash, the fair value of options is remeasured at the end of each period based on the Monte Carlo Method ("MMC"), which is multiplied by the Total Shareholder Return ("TSR") in the period (which varies between 75% and 125%, depending on the performance of SUZB3 in relation to its peers in Brazil).

The fair value of the plan of common shares of Program 6, was estimated based on the binomial probability model, which considers the dividends distribution rate and the following assumptions:

- (i) the expectation of volatility was calculated for each exercise date, considering the remaining time to complete the vesting year, as well as the historical volatility of returns, using the GARCH model for calculating volatility;
- (ii) the expectation of average life of phantom stocks and stock options was defined by the remaining term until the limit exercise date;
- (iii) the expectation of dividends was defined based on historical earnings per share of the Suzano;
- (iv) risk-free weighted average interest rate used was the Brazilian Reais yield curve (DI expectation) observed on the open market, which is the best comparison basis with the Brazilian market risk-free interest rates. The rate used for each exercise date changes according to the vesting year.

The amounts corresponding to the services received and recognized are set forth below:

	Liabilities and equity		Income statement		
	December 31, 2020	December 31, 2019	December 31, 2020	December 31, 2019	December 31, 2018
<b>Non-current liabilities</b>					
Provision for phantom stock plan	195,135	136,505	(151,985)	(46,389)	(126,439)

<b>Shareholders' equity</b>					
Stock option granted	<b>10,612</b>	5,979	<u>(4,632)</u>	<u>(879)</u>	<u>(5,170)</u>
<b>Total general and administrative expenses from share-based transactions</b>			<u><b>(156,617)</b></u>	<u>(47,268)</u>	<u>(131,609)</u>

**LIABILITIES FOR  
ASSETS ACQUISITIONS  
AND SUBSIDIARIES**

**12 Months Ended**

**Dec. 31, 2020**

**LIABILITIES FOR  
ASSETS ACQUISITIONS  
AND SUBSIDIARIES**

**LIABILITIES FOR ASSETS  
ACQUISITIONS AND  
SUBSIDIARIES**

**23. LIABILITIES FOR ASSETS ACQUISITIONS AND SUBSIDIARIES**

	December 31, 2020	December 31, 2019
<b>Lands and forests acquisition</b>		
Real estate receivables certificates <sup>(1)</sup>	37,104	78,345
	<b>37,104</b>	<b>78,345</b>
<b>Business combination</b>		
Facepa <sup>(2)</sup>	41,721	42,533
Vale Florestar Fundo de Investimento em Participações ("VFFIP") <sup>(3)</sup>	423,403	420,737
	<b>465,124</b>	<b>463,270</b>
	<b>502,228</b>	<b>541,615</b>
<b>Current</b>	<b>101,515</b>	94,414
<b>Non-current</b>	<b>400,713</b>	447,201

- 1) Refers to obligations with the acquisition of land, farms, reforestation and houses built in Maranhão, updated by IPCA.
- 2) Acquired in March 2018, for the amount of R\$307,876, upon payment of R\$267,876 and the remaining updated at IPCA, adjusted by possible losses incurred up to the payment date, with maturities in March 2023 and March 2028.
- 3) On August 2014, the Company acquired the Vale Florestar S.A. through VFFIP, for the total amount of R\$528,941 with a upon payment of R\$44,998 and remaining with maturity to August 2029. The monthly settlements are subject to interest and updated by the variation of the U.S. Dollar exchange rate and partially updated by the IPCA.



**LONG-TERM  
COMMITMENTS**

**12 Months Ended  
Dec. 31, 2020**

[LONG-TERM  
COMMITMENTS](#)

[LONG-TERM  
COMMITMENTS](#)

**24. LONG-TERM COMMITMENTS**

The Company entered into long-term take-or-pay agreements with chemicals, electricity transportation and natural gas suppliers. These agreements contain termination and supply interruption clauses in the event of default of certain essential obligations. Generally, the Company purchases the minimum agreed under the agreements, hence there is no liability recorded at December 31, 2019. The total contractual obligations assumed at December 31, 2020 equivalent to R\$12,429,229 per year (R\$7,335,609 at December 31, 2019).

**SHAREHOLDERS'  
EQUITY**

**12 Months Ended  
Dec. 31, 2020**

**SHAREHOLDERS'  
EQUITY**

**SHAREHOLDERS' EQUITY 25. SHAREHOLDERS' EQUITY**

**25.1. Share capital**

On December 31, 2020, the Suzano's share capital is R\$9,269,281 divided into 1,361,263,584 common shares, all nominative, book-entry shares without par value. The share capital is net of the public offering expenses of R\$33,735.

The breakdown of the share capital is set forth below:

Shareholder	Ordinary	
	Quantity	(%)
<b>Controlling Shareholders</b>		
Suzano Holding S.A.	367,612,329	27.01
Controller	194,809,797	14.31
Managements	34,400,167	2.53
Alden Fundo de Investimento em Ações	26,154,741	1.92
	<b>622,977,034</b>	<b>45.77</b>
Treasury	12,042,004	0.88
Votorantim S.A.	50,180,059	3.69
Other shareholders	676,064,487	49.66
	<b>1,361,263,584</b>	<b>100.00</b>

On October 6, 2020 the Company closed, the secondary public offering of 150,217,425 common shares, without par value, of Suzano held by BNDES Participações S.A. - BNDESPAR, including 13,180,000 securities in the form of American Depositary Shares ("ADSs"), at a price per Security to the public of R\$46.00 (forty-six Brazilian Reais), resulting in an aggregate sale price of R\$6,910,002. The ADSs were offered and sold to the public at a price of U.S.\$8.15 (eight U.S. Dollars and fifteen cents) per ADS. The price per security in the form of ADS corresponds to the price per security translated into U.S. Dollars, based on the selling exchange rate for U.S. Dollars (PTAX).

By resolution of the Board of Directors, the share capital may be increased, irrespective of any amendment to the Bylaws, up to the limit of 780,119,712 common shares, all exclusively book-entry shares.

For the year ended December 31, 2020, SUZB3 common shares ended the year quoted at R\$58.54 (fifty-eight Brazilian Reais and fifty-four cents) (R\$39.68 (thirty-nine Brazilian Reais and sixty-eight cents) on December 31, 2019).

**25.2. Dividends**

The Company's bylaws establishes that the minimum annual dividend is the lowest value between:

- (i) 25% of adjusted net income for the year pursuant to Article 202 of Brazilian Law n°.6,404/76, or
- (ii) 10% of the Company's consolidated operating cash generation for the year.

In the year ended December 31, 2020, and 2019 no dividends were distributed, due to the loss in both year.

### 25.3. Reserves

#### 25.3.1. Income reserve

They are constituted by the allocation of the Company's profits, after the allocation for the payment of the minimum mandatory dividends and after the allocation to the various profit reserves, as set forth below:

- (i) legal: it is measured based on 5% (five percent) of net profit of each fiscal year as specified in article 193 of Brazilian Law n°.6,404/76, which shall not exceed 20% (twenty percent) of the share capital, whereas in the year in which the balance of the legal reserve plus the capital reserve amounts exceeds 30% (thirty percent) of the share capital, the allocation of part of the profit will not be mandatory. The use of this reserve is restricted to loss compensation and capital increase and aims to ensure the integrity of the share capital. On December 31, 2020, the reserve of R\$317,144 was fully absorbed by the loss of the year.
- (ii) capital increase: it is measured basis of up to 90% (ninety percent) of the remaining balance of net income for the year and limited to 80% (eighty percent) of the share capital, pursuant to the Company's Bylaws, after the allocation to the legal reserve and minimum mandatory dividends. The constitution of this reserve aims to ensure to the Company adequate operating conditions. This reserve was absorbed in full in 2019.
- (iii) special statutory: it is measured basis of up to 10% (ten percent) of the remaining balance of net income for the year and aims to ensure the continuity of the semiannual distribution of dividends, up to the limit of 20% (twenty percent) of the share capital. This reserve was absorbed in full in 2019.
- (iv) tax incentives: it is measured as specified in article 195-A of the Brazilian Law No. 6,404/76, modified by Brazilian Law n°.11,638/07, based on donation or the amounts of government grants for investment. This reserve was absorbed in full in 2019.

#### 25.3.2. Capital reserve

They consist of amounts received by the Company arising from transactions with shareholders that do not pass through the income statement and may be used to absorb losses when they exceed profit reserves and redemption, reimbursement and purchase of shares.

The breakdown of capital reserves is arising from stock options in the amount of R\$10,612 and the issuance of shares related to the business combination with Fibria in the amount of R\$6,410,885. As of December 31, 2020, this reserve absorbed R\$6,410,885 due to the loss for the year and the balance corresponded to 0.11% of the share capital.

### 25.4. Other reserves

These are changes that occur in shareholders' equity arising from transactions and other events that do not originate with shareholders and are disclosed net of tax effects, as set forth below:

	Exchange variation and fair value of financial	Exchange variation on conversion of financial statements of foreign	Deemed
Debenture conversion			

	5th issue	Actuarial loss	assets	subsidiaries	cost	Total
<b>Balances at December 31, 2018</b>	<b>(45,746)</b>	<b>(98,490)</b>	—	164,168	2,301,776	2,321,708
Actuarial loss		(95,628)				(95,628)
Gain on conversion of financial asset and fair value			2,360			2,360
Gain on conversion of financial statements and on foreign investments				45,819		45,819
Realization of deemed cost, net of taxes					(52,918)	(52,918)
<b>Balances at December 31, 2019</b>	<b>(45,746)</b>	<b>(194,118)</b>	<b>2,360</b>	<b>209,987</b>	<b>2,248,858</b>	<b>2,221,341</b>
Actuarial loss		(22,037)				(22,037)
Gain on conversion of financial asset and fair value			4,151			4,151
Loss on conversion of financial statements and on foreign investments				(2,857)		(2,857)
Partial realization of deemed cost, net of taxes					(70,654)	(70,654)
<b>Balances at December 31, 2020</b>	<b>(45,746)</b>	<b>(216,155)</b>	<b>6,511</b>	<b>207,130</b>	<b>2,178,204</b>	<b>2,129,944</b>

#### 25.5. Treasury shares

	Quantity	Average cost per share	Historical value	Market value
<b>Balances at December 31, 2018</b>	<b>12,042,004</b>	<b>18.13</b>	<b>218,265</b>	<b>458,560</b>
<b>Balances at December 31, 2019</b>	<b>12,042,004</b>	<b>18.13</b>	<b>218,265</b>	<b>477,827</b>
<b>Balances at December 31, 2020</b>	<b>12,042,004</b>	<b>18.13</b>	<b>218,265</b>	<b>704,939</b>

#### 25.6. Result absorption

	Limit on share capital%	Result absorption		Reserve balances	
		December 31, 2020	December 31, 2019	December 31, 2020	December 31, 2019
Realization of deemed cost, net of taxes		(70,654)	(52,918)		
Tax incentive reserve			(684,563)		
Special statutory reserve			(242,612)		
Legal reserve	20%	(317,144)	(105,670)		317,144
Capital increase reserve	80%		(1,730,629)		
Capital reserve		(6,410,885)		10,612	6,416,864
Unclaimed dividends forfeited		(130)	(1,126)		
		<b>(6,798,813)</b>	<b>(2,817,518)</b>	<b>10,612</b>	<b>6,734,008</b>

**EARNINGS (LOSS) PER  
SHARE**

**12 Months Ended  
Dec. 31, 2020**

**EARNINGS (LOSS) PER  
SHARE**

**EARNINGS (LOSS) PER  
SHARE**

**26. EARNINGS (LOSS) PER SHARE**

**26.1. Basic**

The basic (loss) earnings per share is measured by dividing the profit attributable to the Company's shareholders by the weighted average common shares issued during the year, excluding the common shares acquired by the Company and held as treasury shares.

	December 31, 2020	December 31, 2019	December 31, 2018
<b>Resulted of the year attributable for controlling shareholders'</b>	<b>(10,724,828)</b>	(2,817,518)	319,693
Weighted average number of shares in the year	<b>1,361,264</b>	1,361,264	1,105,826
Weighted average treasury shares	<b>(12,042)</b>	(12,042)	(12,333)
Weighted average number of outstanding shares	<b>1,349,222</b>	1,349,222	1,093,493
<b>Basic loss per common share - R\$</b>	<b><u>(7.94890)</u></b>	<u>(2.08825)</u>	<u>0.29236</u>

**26.2. Diluted**

The diluted earnings per share is measured by adjusting the weighted average of outstanding common shares, assuming the conversion of all common shares that would cause dilution.

	December 31, 2020	December 31, 2019	December 31, 2018
<b>Resulted of the year attributed to controlling shareholders'</b>	<b>(10,724,828)</b>	(2,817,518)	319,693
Weighted average number of shares in the year (except treasury shares)	<b>1,349,222</b>	1,349,222	1,093,493
Adjustment by stock options			1,386
Weighted average number of shares (diluted)	<b>1,349,222</b>	1,349,222	1,094,879
<b>Diluted loss per common share - R\$</b>	<b><u>(7.94890)</u></b>	<u>(2.08825)</u>	<u>0.29199</u>

Due to the loss in the year, the Company does not consider the dilution effect in the measurement.

## NET FINANCIAL RESULT

12 Months Ended

Dec. 31, 2020

[NET FINANCIAL RESULT](#)[NET FINANCIAL RESULT](#)

## 27. NET FINANCIAL RESULT

	December 31, 2020	December 31, 2019	December 31, 2018
<b>Financial expenses</b>			
Interest on loans, financing and debentures <sup>(1)</sup>	(3,275,618)	(3,358,806)	(1,033,485)
Premium with repurchase of bonds	(391,390)		
Amortization of fundraising costs <sup>(2)</sup>	(101,741)	(220,642)	(44,499)
Amortization of fair value adjustment on business combination	(38,826)	1,548	
Adjustment to present value - lease	(486,286)	(275,404)	
Other financial expenses	(165,564)	(325,544)	(422,390)
	<u>(4,459,425)</u>	<u>(4,178,848)</u>	<u>(1,500,374)</u>
<b>Financial income</b>			
Cash and cash equivalents and marketable securities	146,930	392,018	442,378
Amortization of fair value adjustment on business combination	95,238	37,412	
Other financial income	85,307	63,816	17,329
	<u>327,475</u>	<u>493,246</u>	<u>459,707</u>
<b>Income from derivative financial instruments</b>			
Income	7,283,864	2,711,394	588,049
Expenses	(16,706,546)	(3,786,646)	(3,323,245)
	<u>(9,422,682)</u>	<u>(1,075,252)</u>	<u>(2,735,196)</u>
<b>Monetary and exchange rate variation, net</b>			
Exchange rate variation on loans, financing and debentures	(13,365,471)	(1,781,562)	(1,311,061)
Lease	(601,519)	(19,327)	
Other assets and liabilities <sup>(3)</sup>	1,436,099	(164,038)	244,411
	<u>(12,530,891)</u>	<u>(1,964,927)</u>	<u>(1,066,650)</u>
	<u>(26,085,523)</u>	<u>(6,725,781)</u>	<u>(4,842,513)</u>

- 1) Does not include the amount of R\$10,636 arising from capitalized interest in the year ended on December 31, 2002 (R\$4,213 in the year ended on December 31, 2019).
- 2) Includes an expense of R\$13,783 arising from transaction costs with loans and financing that were recognized directly to the income statement (R\$34,836 as of December 31, 2019).
- 3) Includes effects of exchange rate variations of trade accounts receivable, trade account payable, cash and cash equivalents, marketable securities and other.

**NET SALES****12 Months Ended  
Dec. 31, 2020****NET SALES**  
**NET SALES****28. NET SALES**

	<u>December 31, 2020</u>	<u>December 31, 2019</u>	<u>December 31, 2018</u>
<b>Gross sales</b>	<b>35,663,758</b>	31,395,955	14,802,821
<b>Sales deductions</b>			
Adjustment to present value		(5,316)	(4,984)
Returns and cancellations	(68,367)	(109,641)	(75,477)
Discounts and rebates	(3,830,267)	(3,835,140)	(15,695)
	<b>31,765,124</b>	<b>27,445,858</b>	<b>14,706,665</b>
Taxes on sales	(1,304,847)	(1,432,908)	(1,263,289)
<b>Net sales</b>	<b>30,460,277</b>	<b>26,012,950</b>	<b>13,443,376</b>

SEGMENT  
INFORMATION

12 Months Ended  
Dec. 31, 2020

SEGMENT  
INFORMATION  
SEGMENT INFORMATION

29. SEGMENT INFORMATION

29.1. Criteria for identifying operating segments

The Company evaluates the performance of its business segments through the operating result. The information disclosed under "Not Segmented" is related to income statement and balance sheet items not directly attributed to the pulp and paper segments, such as, net financial result and income and social contribution taxes expenses, in addition to the balance sheet classification items of assets and liabilities.

The operating segments defined by Management are set forth below:

- (i) Pulp: comprises production and sale of hardwood eucalyptus pulp and fluff pulp mainly to supply the foreign market, with any surplus sold in the domestic market.
- (ii) Paper: comprises production and sale of paper to meet the demands of both domestic and foreign markets. Consumer goods (tissue) sales are classified under this segment due to its immateriality.

Information related to total assets by reportable segment is not disclosed, as it is not included in the set of information made available to the Company's administration, which makes investment decisions and determine allocation of resources on a consolidated basis.

In addition, with respect to geographical information related to non-current assets, the Company does not disclose such information, as all of our property, plant and equipment, biological and intangible assets are located in Brazil.

29.2. Information of operating segments

	December 31, 2020			Total
	Pulp	Paper	Not segmented	
<b>Net sales</b>	25,578,265	4,882,012		30,460,277
Domestic market (Brazil)	1,609,449	3,358,186		4,967,635
Foreign market	23,968,816	1,523,826		25,492,642
Asia	12,921,081	196,266		13,117,347
Europe	6,409,879	262,924		6,672,803
North America	4,340,956	263,328		4,604,284
South and Central America	184,590	723,603		908,193
Africa	112,310	77,705		190,015
<b>Cost of sales</b>	(15,754,930)	(3,211,401)		(18,966,331)
<b>Gross profit</b>	9,823,335	1,670,611		11,493,946
<i>Gross margin (%)</i>	38.4%	34.2%		37.7%
<b>Operating income (expenses)</b>	(2,409,483)	(641,069)		(3,050,552)
Selling	(1,770,036)	(404,616)		(2,174,652)
General and administrative	(1,016,093)	(427,099)		(1,443,192)
Other operating, net	390,178	140,972		531,150
Income(loss) from associates and joint ventures	(13,532)	49,674		36,142
<b>Operating profit before net financial income ("EBIT")<sup>(1)</sup></b>	7,413,852	1,029,542		8,443,394



<i>Operating margin (%)</i>	<b>29.0%</b>	<b>21.1%</b>		<b>27.7%</b>
<b>Financial result, net</b>			<b>(26,085,523)</b>	<b>(26,085,523)</b>
<b>Net income (loss) before taxes</b>	<b>7,413,852</b>	<b>1,029,542</b>	<b>(26,085,523)</b>	<b>(17,642,129)</b>
<b>Income taxes</b>			<b>6,927,194</b>	<b>6,927,194</b>
<b>Net income (loss) for the year</b>	<b>7,413,852</b>	<b>1,029,542</b>	<b>(19,158,329)</b>	<b>(10,714,935)</b>
<i>Profit (loss) margin for the year (%)</i>	<b>29.0%</b>	<b>21.1%</b>		<b>(35.2)%</b>
<b>Result of the year attributable to controlling Shareholders</b>	<b>7,413,852</b>	<b>1,029,542</b>	<b>(19,168,222)</b>	<b>(10,724,828)</b>
<b>Result of the year attributed to non-controlling shareholders</b>			<b>9,893</b>	<b>9,893</b>
<b>Depreciation, depletion and amortization</b>	<b>6,232,376</b>	<b>540,404</b>		<b>6,772,780</b>

1) Earnings before interest and tax.

	<b>December 31, 2019</b>			
	<b>Pulp</b>	<b>Paper</b>	<b>Not segmented</b>	<b>Total</b>
<b>Net sales</b>	21,027,686	4,985,264		26,012,950
Domestic market (Brazil)	1,833,936	3,480,279		5,314,215
Foreign market	19,193,750	1,504,985		20,698,735
Asia	9,605,799	136,882		9,742,681
Europe	5,950,832	221,697		6,172,529
North America	3,592,563	382,628		3,975,191
South and Central America	44,556	710,086		754,642
Africa		53,692		53,692
<b>Cost of sales</b>	<b>(17,440,018)</b>	<b>(3,303,464)</b>		<b>(20,743,482)</b>
<b>Gross profit</b>	<b>3,587,668</b>	<b>1,681,800</b>		<b>5,269,468</b>
<i>Gross margin (%)</i>	<b>17.1%</b>	<b>33.7%</b>		<b>20.3%</b>
<b>Operating income (expenses)</b>	<b>(2,089,286)</b>	<b>(679,719)</b>	<b>128,115</b>	<b>(2,640,890)</b>
Selling	<b>(1,503,775)</b>	<b>(401,504)</b>		<b>(1,905,279)</b>
General and administrative	<b>(806,774)</b>	<b>(366,584)</b>		<b>(1,173,358)</b>
Other operating, net	<b>209,577</b>	<b>68,062</b>	<b>128,115</b>	<b>405,754</b>
Income from associates and joint ventures	<b>11,686</b>	<b>20,307</b>		<b>31,993</b>
<b>Operating profit before net financial income ("EBIT")<sup>(1)</sup></b>	<b>1,498,382</b>	<b>1,002,081</b>	<b>128,115</b>	<b>2,628,578</b>
<i>Operating margin (%)</i>	<b>7.1%</b>	<b>20.1%</b>		<b>10.1%</b>
<b>Financial result, net</b>			<b>(6,725,781)</b>	<b>(6,725,781)</b>
<b>Net income (loss) before taxes</b>	<b>1,498,382</b>	<b>1,002,081</b>	<b>(6,597,666)</b>	<b>(4,097,203)</b>
<b>Income taxes</b>			<b>1,282,461</b>	<b>1,282,461</b>
<b>Net income (loss) for the year</b>	<b>1,498,382</b>	<b>1,002,081</b>	<b>(5,315,205)</b>	<b>(2,814,742)</b>
<i>Profit (loss) margin for the year (%)</i>	<b>7.1%</b>	<b>20.1%</b>		<b>(10.8)%</b>
<b>Result of the year attributable to controlling Shareholders</b>	<b>1,498,382</b>	<b>1,002,081</b>	<b>(5,317,981)</b>	<b>(2,817,518)</b>
<b>Result of the year attributed to non-controlling shareholders</b>			<b>2,776</b>	<b>2,776</b>
<b>Depreciation, depletion and amortization</b>	<b>7,575,630</b>	<b>516,322</b>		<b>8,091,952</b>

1) Earnings before interest and tax.

	December 31, 2018			
	Pulp	Paper	Not segmented	Total
<b>Net sales</b>	8,783,274	4,660,102		13,443,376
Domestic market (Brazil)	744,566	3,307,074		4,051,640
Foreign market	8,038,708	1,353,028		9,391,736
Asia	3,837,998	101,695		3,939,693
Europe	2,810,899	225,111		3,036,010
North America	1,340,907	210,831		1,551,738
South and Central America	48,904	774,730		823,634
Africa		40,661		40,661
<b>Cost of sales</b>	<u>(3,965,912)</u>	<u>(2,956,419)</u>		<u>(6,922,331)</u>
<b>Gross profit</b>	4,817,362	1,703,683		6,521,045
<i>Gross margin (%)</i>	54.8%	36.6%		48.5%
<b>Operating income (expenses)</b>	(626,887)	(886,347)		(1,513,234)
Selling expenses	(212,869)	(385,857)		(598,726)
General and administrative expenses	(275,859)	(549,350)		(825,209)
Other operating income (expenses), net	(138,159)	41,284		(96,875)
Income from associates and joint ventures		7,576		7,576
<b>Operating profit before net financial income ("EBIT")<sup>(1)</sup></b>	<u>4,190,475</u>	<u>817,336</u>		<u>5,007,811</u>
<i>Operating margin (%)</i>	47.7%	17.5%		37.3%
<b>Financial result, net</b>			(4,842,513)	(4,842,513)
<b>Net income (loss) before taxes</b>	4,190,475	817,336	(4,842,513)	165,298
<b>Income taxes</b>			154,516	154,516
<b>Net income (loss) for the year</b>	<u>4,190,475</u>	<u>817,336</u>	<u>(4,687,997)</u>	<u>319,814</u>
<i>Profit margin for the year (%)</i>	47.7%	17.5%		2.5%
<b>Result of the year attributable to controlling shareholders</b>	<u>4,190,475</u>	<u>817,336</u>	<u>(4,688,118)</u>	<u>319,693</u>
<b>Result of the year attributed to non-controlling shareholders</b>			121	121
<b>Depreciation, depletion and amortization</b>	1,105,381	457,842		1,563,223

1) Earnings before interest and tax.

With regard to the foreign market revenues of the pulp operating segment, China and USA are the main countries in relation to net revenue, 47.97% and 16.54%, respectively, for the year ended December 31, 2020 (China and USA represented 40.00% and 16.54%, respectively, on December 31, 2019).

With regard to the foreign market revenues of the paper operating segment, Argentina and USA are the main countries in relation to net revenue, representing 18.06% and 17.92%, respectively, for the year ended December 31, 2020 (USA, Peru e Argentina represented 24.64%, 12.70% e 11.61% , respectively, on December 31, 2019).

There is no other individual foreign country that represents more than 10% of net revenue in the foreign market for the years ended December 31, 2020 and December 31, 2019.

### 29.3. Net sales by product

The following table set forth the breakdown of consolidated net sales by product:

<b>Products</b>	<b>December 31, 2020</b>	<b>December 31, 2019</b>	<b>December 31, 2018</b>
Market pulp <sup>(1)</sup>	<b>25,578,265</b>	21,027,686	8,783,274
Printing and writing paper <sup>(2)</sup>	<b>3,891,002</b>	4,100,502	3,834,380
Paperboard	<b>935,047</b>	823,360	764,701
Other	<b>55,963</b>	61,402	61,021
<b>Net sales</b>	<b><u>30,460,277</u></b>	<u>26,012,950</u>	<u>13,443,376</u>

- 1) Net sale from fluff pulp represents approximately 0.6% of total net sales and, therefore, was included in market pulp net sales.
- 2) Tissue is a recently launched product and its revenues represent approximately 2.6% of total net sales and, therefore, was included in printing and writing paper net sales.

#### **29.4. Goodwill based on expected future profitability**

The goodwill based on expected future profitability arising from the business combination were allocated to the disclosable segments, which correspond to the Company's cash-generating units ("CGU"), considering the economic benefits generated by such intangible assets. The allocation of intangibles is set forth below:

	<b>December 31, 2020</b>	<b>December 31, 2019</b>
Pulp	<b>7,897,051</b>	7,942,486
Consumer goods	<b>119,332</b>	119,332
	<b><u>8,016,383</u></b>	<u>8,061,818</u>

## RESULTS BY NATURE

12 Months Ended  
Dec. 31, 2020

### RESULTS BY NATURE RESULTS BY NATURE

#### 30. RESULTS BY NATURE

	December 31, 2020	December 31, 2019	December 31, 2018
<b>Cost of sales <sup>(1)</sup></b>			
Personnel expenses	(997,080)	(1,374,331)	(649,741)
Variable cost	(7,533,152)	(10,067,716)	(3,197,895)
Logistics cost	(4,156,096)	(2,776,021)	(1,044,899)
Depreciation, depletion and amortization <sup>(2)</sup>	(5,773,088)	(7,135,049)	(1,523,935)
Operating expenses COVID-19 <sup>(3)</sup>	(95,024)		
Other <sup>(4)</sup>	(411,891)	609,635	(505,861)
	<u>(18,966,331)</u>	<u>(20,743,482)</u>	<u>(6,922,331)</u>
<b>Selling expenses</b>			
Personnel expenses	(205,636)	(215,640)	(145,844)
Services	(114,143)	(85,161)	(78,227)
Logistics cost	(852,562)	(618,089)	(297,129)
Depreciation and amortization	(905,880)	(904,748)	(4,471)
Other <sup>(5)</sup>	(96,431)	(81,641)	(73,055)
	<u>(2,174,652)</u>	<u>(1,905,279)</u>	<u>(598,726)</u>
<b>General and Administrative expenses</b>			
Personnel expenses	(862,308)	(642,543)	(469,661)
Services	(311,975)	(323,841)	(235,544)
Depreciation and amortization	(78,275)	(26,221)	(34,817)
Social actions COVID-19	(48,590)		
Operating expenses COVID-19 <sup>(3)</sup>	(41,076)		
Other <sup>(6)</sup>	(100,968)	(180,753)	(85,187)
	<u>(1,443,192)</u>	<u>(1,173,358)</u>	<u>(825,209)</u>
<b>Other operating (expenses) income net</b>			
Rents and leases	4,303	5,805	
Result from sale of other products, net	56,791	15,229	8,785
Result from sale and disposal of property, plant and equipment and biological assets, net <sup>(4)</sup>	56,984	(63,454)	4,523
Result on fair value adjustment of biological assets	466,484	185,399	(129,187)
Insurance reimbursement	5,025	7,917	
Amortization of intangible assets	(15,537)	(20,336)	(9,947)
Trade agreement credits <sup>(5)</sup>		87,000	51,846
Result on disposal of investmets	(9,404)		
Tax credits - gains in tax lawsuit (ICMS from the PIS/COFINS calculation basis) <sup>(6)</sup>		128,115	335
Provision for loss and write-off of property, plant and equipment and biological assets			(18,103)
Other operating income (expenses), net	(33,496)	60,079	(5,127)
	<u>531,150</u>	<u>405,754</u>	<u>(96,875)</u>

- 1) Includes R\$524,411 related to idle capacity and maintenance downtime (R\$615,394 as of December 31, 2019).
- 2) In the year ended December 31, 2020 includes amortization of the inventories step up, arising from the business combination with Fibria, in the amount of R\$2,178,903.
- 3) Includes, mainly, expenses in the facilities units for the upgrading of cafeterias and workplaces, expansion of the frequency of conservation, cleaning, hygiene and maintenance of common areas, public transport with more space between passengers, distribution of masks and realization rapid tests on employees working in facilities units.

- 4) Includes R\$3,177 related to dismantling cost arising from land lease agreement used in the formation of the cost of biological assets.
- 5) Includes expected credit losses, insurance, materials of use and consumption, travel, accommodation, trade fairs and events.
- 6) Includes corporate expenses, insurance, materials of use and consumption, social programs and donations, travel and accommodation.

## INSURANCE COVERAGE

12 Months Ended

Dec. 31, 2020

### INSURANCE COVERAGE

### INSURANCE COVERAGE

#### 31. INSURANCE COVERAGE

The Company has insurance coverage for operational risks, with a maximum coverage of US\$1,000,000 corresponding to R\$5,196,700. Additionally, the Company has insurance coverage for civil general liabilities in the amount of US\$20,000 corresponding to R\$103,934 on December 31, 2020.

Company's Management considers these amounts adequate to cover any potential liability, risks and damages to its assets and loss of profits.

The Company does not have insurance coverage for its forests. To mitigate the risk of fire, the Company maintains internal fire brigades, a watchtower network, and a fleet of fire trucks. There is no history of material losses from forest fires.

The Company has a domestic and international transportation insurance policy effective through May 2021, renewable for additional 12 months.

In addition, it has insurance coverage for civil responsibility for Directors and Executives (D&O) for amounts considered adequate by Management.

The assessment of the sufficiency of insurance coverage is not part of the scope of the examination of the financial statements by our independent auditors.

## SUBSEQUENT EVENTS

**12 Months Ended  
Dec. 31, 2020**

### SUBSEQUENT EVENTS SUBSEQUENT EVENTS

#### **32. SUBSEQUENT EVENTS**

##### **32.1. Conclusion of commitment to purchase and sale of rural properties and forests with conditions precedent (“Closing”)**

On January 5, 2021, through a Notice to the Market, the Company informs the conclusion of the transaction with Bracell SP Celulose Ltda. and Turvinho Participações Ltda., receiving the final purchase price of R\$1,056,755 in connection with the terms of the purchase and sale of rural properties and forests, with the conditions precedent agreement signed between the parties (Note 1.2.2).

From the total amount received:

- (i) R\$375,850 was recognized in other liabilities, since it is related to the sale of eucalyptus forests (mature) and biological assets in formation (immature), which will be recognized in other operating results upon delivery of the wood; and
- (ii) R\$680,895 was recognized other operating results, in compliance with the obligation to delivery and transfer the possession of the rural properties. The cost of properties in the amount of R\$ 289,867, previously classified non-current assets held for sale, was realized and recognized in other operating results, generating a net income of R\$391,028.

The transfer of lease agreements in the amount of R\$1, mentioned in note 1.2.2, was deducted from the amount received, without impacting the object of purchase and sale of the Transaction mentioned above.

In addition, of the amount received for the sale of rural properties, R\$50,415 was classified as marketable securities of long-term as escrow account, whose amount will only be released after compliance with the documentary regularization of certain rural properties as defined in the terms of the purchase and sale. Regularization costs were estimated at R\$ 8,000 and were provisioned in the other operating results.

##### **32.2. Early settlement of financing with BNDES**

On February 9, 2021, the Company early settled a financing contract with BNDES, in the principal amount of R\$1,453,842, with original maturity in May 2026 and monthly interest rate indexed to SELIC + 3% p.a. and TJLP + 2% and transaction cost in the amount of R\$30,000.

**SUMMARY OF  
SIGNIFICANT  
ACCOUNTING POLICIES  
(Policies)**

**12 Months Ended**

**Dec. 31, 2020**

**SUMMARY OF  
SIGNIFICANT  
ACCOUNTING POLICIES**

**Change in the functional  
currency**

**3.1.1. Change in the functional currency**

Due to the merger with Fibria, the Company had several changes in the structure, activities and operations during the year of 2019 that led management to conclude that they needed to reassess the functional currency of its subsidiaries whose functional currency was different from Brazilian Reais.

Those facts resulted in the corporate reorganization, as well as, it has impacted how management conducted the Company's business in order to achieve the alignment between the cultures of the two Companies, the unification of processes, operating, systems, tax strategies and synergy gains arising from the business combination. In this process some of Company's wholly-owned subsidiaries were considered an extension of the activities of the parent company.

These circumstances collectively justify the change in the functional currency to Brazilian Real and they have occurred gradually during 2019, therefore it was not practicable to determine the date of the change at a precise point during the reporting period. Thus, the Company changed the functional currency of those wholly-owned subsidiaries as of January 1, 2020.

The cumulative translation adjustment ("CTA") arising from the translation of a foreign operation previously recognized in other comprehensive income will not be reclassified from equity to profit or loss until the disposal of the operations. The total or partial disposal of interest in wholly-owned subsidiaries occurs through sale or dissolution, of all or part of operation.

Therefore, the financial statements of foreign subsidiaries, whose functional currency are different from Brazilian Reais, were translated using the criteria established below:

- (i) assets and liabilities are translated at the exchange rate in effect at period end;
- (ii) revenues and expenses are translated based on the monthly average rate;
- (iii) the cumulative effects of gains or losses upon translation are recognized as accumulated foreign currency translation adjustments component of other comprehensive income.

And as from January 1, 2020, the financial statements of foreign subsidiaries, whose functional currency became the Brazilian Real, are converted using the criteria established below:

- (iv) monetary assets and liabilities are translated at the exchange rate in effect at period-end;
- (v) non-monetary assets and liabilities are translated at the historical rate of the transaction;
- (vi) revenues and expenses are translated based on monthly average rate;
- (vii) the cumulative effects of gains or losses on the conversion of the above items are recorded in the financial result of the year.

**Business combination - IFRS**

**3.1.2. Business combination – IFRS 3**



This pronouncement was amended and clarifies definition of a “business”. It is also permitted a simplified assessment of whether an acquired set of activities and assets is a group of assets rather than a business. The Company assessed the content of this pronouncement and did not identify any impacts.

[Presentation of financial statements - IAS 1 and Accounting policies, changes in accounting estimates and errors - IAS 8](#)

**3.1.3. Presentation of financial statements – IAS 1 and Accounting policies, changes in accounting estimates and errors – IAS 8**

This pronouncement was amended and clarifies definition of a “material” and how it should be applied by (i) including in the definition guidance that until now has featured elsewhere in IFRS Standards, (ii) improving the explanations accompanying the definition and, (iii) ensuring that the definition of material is consistent across all IFRS Standards. The Company assessed the content of this pronouncement and did not identify any impacts.

[Conceptual framework for financial reporting](#)

**3.1.4. Conceptual framework for financial reporting**

This pronouncement was changed and includes new concepts on the presentation, measurement and disclosure of the financial statements, the main highlights being:

- (i) the objective of the financial report;
- (ii) the qualitative characteristics of useful financial information;
- (iii) the description of the reporting entity and its limit;
- (iv) definitions of assets, liabilities, equity, income and expenses;
- (v) criteria for the inclusion of assets and liabilities in the financial statements (recognition) and guidance on when to remove them (derecognition);
- (vi) measurement bases and guidance on when to use them;
- (vii) concepts and guidelines on presentation and disclosure.

These changes help to ensure that accounting standards are conceptually consistent and that similar transactions are treated in the same way, in order to provide useful information for investors and creditors.

The Company assessed the content of this pronouncement and did not identify any impacts.

[Lease - IFRS 16](#)

**3.1.5. Lease – IFRS 16**

This pronouncement was changed as a result of benefits related to COVID-19 granted to lessee under lease agreements. The Company assessed the content of this pronouncement and did not identify any impacts, for the clauses of the current lease agreements remained unchanged.

[Interest rate reform - IAS 39 / IFRS 7 and IFRS 9 - Phase I \(Applicable on/or after January 1, 2020\)](#)

**3.1.6. Interest rate reform – IAS 39 / IFRS 7 and IFRS 9 - Phase 1 (Applicable on/or after January 1, 2020)**

These pronouncements were amended by the IASB in response to the ongoing reform of the Interbank offered rates (“Ibor”) and other reference interest rates, issuing a package of amendments to IFRS standards. According to the IASB, the changes are aimed at helping companies to provide investors with useful information about the effects of the reform on its financial statements.

The changes made by the IASB, in 2020, complement the issued in 2019 and considers the effects, in the financial statements, when a company substitutes, as a result of the reform, the old reference interest rate with an alternative.

The adoption of this pronouncement is divided into 2 (two) phases, being:

- (i) Phase 1: the changes to this phase were issued in September 2019 and provided temporary exemptions from the application of specific hedge accounting requirements for relationships affected by uncertainties that arise as a result of the IBOR reform (exemptions from Phase 1). The Company assessed the amendments and did not identify any impacts; and
- (ii) Phase 2: the changes to this phase were issued in August 2020 and can be summarized as follows: changes in contractual cash flows, hedge accounting requirements and disclosures (Note 3.3.1).

## [Consolidated financial statements](#)

### **3.2.1. Consolidated financial statements**

The consolidated financial statements were prepared based on the information of Suzano and its subsidiaries in the year ended December 31, 2020, as well as in accordance with consistent accounting practices and policies, except to Futuragene PLC, which period end is November 30, 2020, however, has no material impact in the consolidated financial statements, and if there is any significant event up to December 31, 2020, it is adjusted in the consolidated financial statement. The Company consolidates all subsidiaries over which it has direct or indirect control, that is, when it is exposed or has rights to variable returns on its investment with the investee and has the capacity and ability to direct the relevant activities of the investee and has the ability to direct the investee's relevant activities.

Additionally, all transactions and balances between Suzano and its subsidiaries, associates and joint ventures are eliminated in the consolidated financial statements, as well as unrealized gains or losses arising from these transactions, net of tax effects. Non-controlling interest is highlighted.

## [Subsidiaries](#)

### **3.2.2. Subsidiaries**

These all entities over which the Company has the power to govern the financial and operating policies of the entity, generally through a majority voting rights. The Company controls an entity when the Company is exposed to, or has rights to, variable returns on its investment with the investee and has the ability to affect those returns through its power over the entity.

Subsidiaries are consolidated from the date on which control is obtained and de-consolidated from the date that control ceases.

## [Joint operations](#)

### **3.2.3. Joint operations**

These are all entities in which the Company maintains the contractually established control over its economic activity and exists only when the strategic, financial and operational decisions regarding the activity require the unanimous consent of the parties sharing the control.

In the consolidated financial statements, the balance of assets, liabilities, revenues and expenses are recognized proportionally to the interest in joint operation.

## [Associated and joint ventures](#)

### **3.2.4. Associated and joint ventures**

These are all entities are initially recognized at cost and adjusted thereafter for the equity method, being increased or reduced from its interest in the investee's income after the acquisition date.

In the investments in associates, the Company must have significant influence, which is the power to participate in the financial and operating policy decisions of the investee, without having its control or joint control of those policies. In investments in joint ventures there is a contractually agreed sharing of control through an arrangement, which exists only when decisions about the relevant activities require the unanimous consent of the parties sharing control.

In the consolidated financial statements, the balance of assets, liabilities, revenues and expenses are eliminated, as well as unrealized gains and losses and investments in these entities and their respective equity accounting results.

In relation to associates Ensyn and Spinnova, which period end is November 30, 2020 for their financial statements, they have no material impact in the consolidated financial statement and, if any significant event had occurred until December 31, 2020, it would be adjusted in the consolidated financial statement.

### [Translation of financial statements to functional and presentation currency](#)

#### **3.2.5. Translation of financial statements to functional and presentation currency**

The Company defined that for all its wholly owned subsidiaries, the functional and presentation currency is the Real. Except for investments in associates abroad related to Ensyn Corporation, F&E Technologies LLC and Spinnova OY, the functional currencies are different from the Real, whose accumulated gain or loss effects on the conversion of financial statements, are recorded in other comprehensive income, in equity.

The individual financial statements of each foreign subsidiaries included in the consolidated financial statement, are prepared in accordance with local currency of the subsidiary operates and translated into Company's functional and presentation currency.

### [Transactions and balances in foreign currency](#)

#### **3.2.5.1. Transactions and balances in foreign currency**

These are translated using the following criteria:

- (i) monetary assets and liabilities are translated at the exchange rate in effect at year-end;
- (ii) non-monetary assets and liabilities are translated at the historical rate of the transaction;
- (iii) revenues and expenses are translated based on monthly average rate; and
- (iv) the cumulative effects of gains or losses upon translation are recognized in the other comprehensive income.

### [Hyperinflationary economies](#)

#### **3.2.6. Hyperinflationary economies**

Entities based in Argentina, a country considered to have a hyperinflationary economy, are subject to the requirements of IAS 29 - Financial Reporting in Hyperinflationary Economies.

Non-monetary items, as well as incomes and expenses, are adjusted by the changes in the inflation index between the initial recognition and the closing date, so that the balances are stated at current value.

However, the Company's wholly-owned subsidiary based in Argentina, the functional currency has been the Real since January 1, 2020, as disclosed in note 3.2.7.1 of the financial statements ended on December 31, 2019, therefore it is no longer an entity with hyperinflationary currency and discontinued the preparation and presentation of its individual financial statement in accordance with IAS 29 - Financial Reporting in Hyperinflationary Economies.

The amounts in the financial statements on that date were considered as historical cost, being the basis of the book values of the subsequent financial statements, that is, the updated values are the

cost bases of the non-monetary items in the subsequent financial statements, being subject to the requirements of the note 3.2.7.1 above disclosed.

## Business combinations

### **3.2.7. Business combinations**

These are accounted for using the acquisition method when control is transferred to acquirer. The cost of an acquisition is the sum of the consideration paid, evaluated based on the fair value at acquisition date, and the amount of any non-controlling interests in the acquire. For each business combination, the Company recognizes any non-controlling interest in the acquire either at fair value or at the non-controlling interest's proportionate share of the acquirer's net assets. The costs directly attributable to the acquisition are recorded as expense when incurred, except for costs related to the issuance of debt instruments or equity instruments, which are presented as debt reduction or equity, respectively.

In a business combination, assets acquired and liabilities assumed are evaluate in order to classify and allocate them assessing the terms of the agreement, economic circumstances and other conditions at the acquisition date.

Goodwill is initially measured as the excess of the consideration paid over the fair value of the net assets acquired. After initial recognition, goodwill is measured at cost, net of any accumulated impairment losses. For purposes of impairment testing, the goodwill recognized in a business combination, as from the acquisition date, is allocated to each of the Company's cash generating units.

Gains on an advantageous purchase are recognized immediately in the result. The borrowing costs are recorded in the income statement as incurred.

Contingent liabilities related to tax, civil and labor classified in the acquired company as possible and remote risk is recognized by the acquirer, at its fair values.

Transactions in the acquisition of shares with shared control over the net assets traded apply complementary guidance to IFRS 3 - Business Combination, IFRS 11 and IAS 28 – Investments in Associates and Joint Ventures. Based on the equity method, investment is initially recognized at cost. The carrying amount of the investment is adjusted for recognition of changes in the Company's share in the acquirer's Shareholders' equity as of the acquisition date. Goodwill is segregated from carrying amount of the investment. Other intangible assets identified in the transaction shall be allocated in proportion to the interest acquired by the Company, by the difference between the carrying amounts recorded in the acquired entity and its fair value assets, which may be amortized.

## Segment information

### **3.2.8. Segment information**

An operating segment is a component of the Company that carries out business activities from which it can obtain revenues and incur expenses. The operating segments reflect how the Company's management reviews financial information to make decisions. The Company's management has identified reportable segments, which meet the quantitative and qualitative disclosure requirements. The segments identified for disclosure represent mainly sales channels.

## Cash and cash equivalents

### **3.2.9. Cash and cash equivalents**

Include cash on hand, bank deposits and highly liquid short-term investments with maturities, upon acquisition, of 90 days or less, which are readily convertible into known amounts of cash and subject to insignificant risk of change in value. The investments classified in this group, due to their nature, are measured at fair value through the profit or loss.

## Classification

### **3.2.10.1. Classification**

Financial assets are classification based on the purpose for which the financial assets were acquired, as set forth below:

- (i) financial assets at amortized cost;
- (ii) financial assets at fair value through other comprehensive income;
- (iii) financial assets at fair value through profit or loss.

Regular purchases and sales of financial assets are recognized on the trade date, it means, the date on which the Company commits to purchase or sell the asset. Financial assets are derecognized when the rights to receive cash flows from the investments have expired or have been transferred but only if Fibria has transferred substantially all risks and rewards of ownership.

### [Financial instruments measured at amortized cost](#)

#### **3.2.10.1.1. Financial instruments measured at amortized cost**

Financial assets at amortized cost are financial assets held by the Company (i) in order to receive their contractual cash flow and not to sell to realization a profit or loss and (ii) whose contractual terms give rise, on specified dates, to cash flows that exclusively, payments of principal and interest on the principal amount outstanding. Any changes are recognized under financial income (expense) in income statement.

It includes the balance of cash and cash equivalents, trade accounts receivable and other assets.

### [Financial assets at fair value through other comprehensive income](#)

#### **3.2.10.1.2. Financial assets at fair value through other comprehensive income**

Financial assets at fair value through other comprehensive income are financial assets held by the Company (i) either to receive their contractual cash flow as the for sale with realization of profit or loss and (ii) whose contractual terms give rise on specified dates, to cash flows constituting, exclusively, payments of principal and interest on the principal amount outstanding. In addition, investments in equity instruments where, on initial recognition, the Company elected to present subsequent changes in its fair value to other comprehensive income, are classified in this category. Any changes are recognized under net financial income (expense) in income statement, except for the fair value of investment in equity instruments, which are recognized in other comprehensive income.

This category includes the balance of other investments (Note 14).

### [Financial assets at fair value through profit or loss](#)

#### **3.2.10.1.3. Financial assets at fair value through profit or loss**

Financial assets at fair value through profit or loss are either designated in this category or not classified in any of the other categories. . Any changes are recognized under financial income (expense) in income statement for non-derivative financial instruments and for financial derivative instruments under income from derivative financial instruments.

This category includes the balance of marketable securities, financial assets at fair value through profit or loss are the balance of derivative financial instruments, including embedded derivatives, stock options and other securities.

### [Settlement of financial instruments](#)

#### **3.2.10.2. Settlement of financial instruments**

Financial assets and liabilities are settled and the net amount is recorded in the balance sheet when there is a (i) legally enforceable right to settle the recognized amounts and (ii) there is an intention to settle on a net basis or realize the asset and settle the liability simultaneously.

### [Financial instruments measured at amortized cost](#)

#### **3.2.10.3.1. Financial instruments measured at amortized cost**

Annually, the Company assesses if there is evidence that a financial asset is impaired. A financial is impaired only if there is evidence of an impairment as a result of one or more events that occurred after the initial recognition of the asset and that loss event has an impact on the estimated future cash flows of the financial asset that can be reliably estimated.

The criteria that the Company uses to determine if there is evidence of an impairment loss include:

- (i) significant financial difficulty of the issuer or debtor;
- (ii) default or late interest or principal payments in the agreement;
- (iii) where Company, for economic or legal reasons relating to the borrower's financial difficulty, grants to the borrower a concession that the lender would not otherwise receive;
- (iv) it becomes probable that the borrower will enter bankruptcy or other financial reorganization;
- (v) the disappearance of an active market for that financial asset because of financial difficulties;
- (vi) observable data indicating that there is a measurable decrease in the estimated future cash flows from a portfolio of financial assets since the initial recognition of those assets, although the decrease cannot yet be identified with the individual financial assets in the portfolio.

The amount of an impairment loss is measured as the difference between the carrying amount of the asset and the present value of estimated future cash flows discounted at the financial asset's original effective interest rate. If the financial asset is impaired the carrying amount of the asset is reduced and a loss is recognized in the income statement.

In a subsequent measurement, if there is an improvement in the asset rating, such as an improvement in the debtor's credit rating, the reversal of the previously recognized impairment loss is recognized in the income statement.

### [Financial assets at fair value through other comprehensive income](#)

#### **3.2.10.3.2. Financial assets at fair value through other comprehensive income**

Annually, the Company evaluate if there is evidence that a financial asset is impaired.

For such financial assets, a significant or prolonged decrease in the fair value of the security below its cost is an evidence that the assets are impaired. If any such evidence exists, impairment loss is measured by the difference between the acquisition cost and the current fair value, less any loss previously recognized in other comprehensive income, shall be recognized in the income statement.

### [Derivative financial instruments and hedging activities](#)

#### **3.2.11. Derivative financial instruments and hedging activities**

Derivatives financial instruments are recognized at fair value on the date the derivative agreement is entered into and are subsequently remeasured at fair value. Changes in fair value are recorded in under result of derivative financial instruments in the income statement.

Embedded derivatives in non-derivative main contracts are required to be separated when their risks and characteristics are not-closely related to those of main contracts and these are not measured at fair value through profit or loss.

Non-option embedded derivatives are separated from the main contracts in accordance with its stated or implied substantive terms, so that they have zero fair value on initial recognition.

## Trade accounts receivables

### **3.2.12. Trade accounts receivables**

These are recorded at the invoiced amount, in the normal course of the Company's business, adjusted to exchange rate variation when denominated in foreign currency and, if applicable, net of expected credit losses.

The Company applies the aging-based provision matrix with the appropriate grouping of your portfolio. When necessary, based on individual analysis, the provision for expected loss is supplemented.

The Company adopts procedures and analysis to establish credit limits.

The Company examines on a monthly basis the maturity of receivables and identifies those customers with overdue balances assessing the specific situation of each client including the risk of loss, the existence of contracted insurance, letters of credit, collateral and the customer's financial situation. In the event of default, collection attempts are made, which include direct contact with customers and collection through third parties. Should these efforts prove unsuccessful, court measures are considered and credit expected loss is recognized. The notes are written-off from the credit expected loss when Management considers that they are not recoverable after taking all appropriate measures to collect them.

## Inventories

### **3.2.13. Inventories**

These are evaluated at average acquisition or formation cost of finished products, net of recoverable taxes, not exceeding their net realizable value.

Finished products and work-in-process consist of raw materials, direct labor, production costs, freight, storage and general production expenses, which are related to the processes required to make the products available for sale.

Imports in transit are presented at the cost incurred until the balance sheet date.

The raw materials derived from biological assets are measured based on their fair value less cost to sell at the point of harvest and freight costs.

Provisions for obsolescence, adjustments to net realizable value, impaired items and slow-moving inventories are recorded when necessary. Usual production losses are recorded and are an integral part of the production cost of the respective month, whereas abnormal losses, if any, are recorded directly as cost of sales.

## Non-current assets held for sale

### **3.2.14. Non-current assets held for sale**

These are measured at carrying amount or fair value less costs to sell, whichever is lower, and are not depreciated or amortized. Such items are only classified under this account when the sale is highly probable and they are available for immediate sale under their current conditions.

## Biological assets

### **3.2.15. Biological assets**

The biological assets for production (mature and immature forests) are reforestation eucalyptus forests, with a formation cycle between planting until the harvest of approximately 7 (seven) years, measured at fair value. Depletion is measured by the amount of biological assets depleted (harvested) and measured at fair value less estimated costs to sell.

For the determination of the fair value, the income approach technique was applied using the discounted cash flow model, according to the projected productivity cycle for these assets. The assumptions used to measure the fair value are reviewed every six months, as the Company



considers that this interval is sufficient so that there is no significant gap in the fair value balance of biological assets booked. Significant assumptions are presented in note 13.

The gain or loss on the assessment of fair value is recognized in the operating income (expenses), net.

Biological assets in formation under the age of 2 (two) years, accounted for at the formation cost and the areas of permanent environmental preservation, which are not recorded, and it is not included in the measurement at fair value, because it is not characterized as biological assets.

### Property, plant and equipment 3.2.16. **Property, plant and equipment**

Stated at the cost of acquisition, formation, construction or dismantling, net of recoverable taxes. Such cost is deducted of accumulated depreciation and accumulated impairment losses, when incurred, at the highest of the value of use and sale, less cost to sell. The borrowing costs are capitalized as a component of construction in progress, pursuant to with IAS 23, considering the weighted average interest rate of the Company's debt at the capitalization date.

Depreciation is recognized based on the estimated economic useful life of each asset on a straight-line basis. The estimated useful life, residual values and depreciation methods are annually reviewed and the effects of any changes in estimates are accounted for prospectively. Land is not depreciated.

The Company annually performs an analysis of impairment indicators of property, plant and equipment. An impairment for loss for property, plant and equipment, is only recognized if the related cash-generating unit is devalued. Such condition is also applied if the asset's recoverable amount is less than it is carrying amount. The recoverable amount of asset or cash-generating unit is the highest of its value in use and its fair value less cost to sell.

The cost of major renovations is capitalized if the future economic benefits exceed the performance standard initially estimated for the asset and are depreciated over the remaining useful life of the related asset.

Repairs and maintenance are expensed when incurred.

Gains and losses on disposals of property, plant and equipment are measured by comparing the proceeds with the book value and are recognized as other operating income a (expense), net at the disposal date.

### Leasing

#### 3.2.17. **Leasing**

The Company adopted IFRS 16 as of January 1, 2019. This standard determines that lessees must recognize future liabilities in their liabilities and their right to use the leased asset for all lease agreements, with exemption allowed to short-term or low-value contracts. Short-term or low-value contracts for the exemption of the standard refers to contracts where the individual value of the assets is lower than U.S.\$5 and maturity date is before 12 months, represented, mainly, by equipment of technology and vehicles. The Company adopted the standard using a modified retrospective approach that does not require the restatement of the comparative balances, before the leases were recognized under IAS 17 - Leases.

In adopting IFRS 16, the Company recognized the lease liabilities in relation to the agreements that meet the definition of lease, whose liabilities were measured at the present value of the remaining lease payments, discounted based on the incremental loan nominal rate. Assets associated with the right of use were measured at the amount equal to the lease liability on January 1st, 2019, with no impact on retained earnings.

The Company used the following practical expedients allowed by the standard:



- (i) the use of a single discount rate for a portfolio of leases with similar characteristics;
- (ii) leases whose maturity will occur within 12 months of the date of initial adoption of the standard, accounting was as short-term leases directly in the income statement;
- (iii) the accounting of lease payments as expenses in the case of leases for which the underlying asset is of low value;
- (iv) the use of hindsight in determining the lease term, when the agreement contains options to extend or terminate the lease; and
- (v) the Company excluded initial direct costs of measuring the right to use asset at the date of initial adoption.

A contract is, or contains a lease, if the contract transfers the right to control the use of an identified asset for a period in exchange for consideration, for which it is necessary to assess whether:

- (i) the contract involves the use of an identified asset, which may be explicit or implicit, and may be physically distinct or represent substantially the entire capacity of a physically distinct asset. If the supplier has a substantial right to replace the asset, then the asset is not identified;
- (ii) the Company has the right to obtain substantially all the economic benefits from using the asset during the contract period; and
- (iii) the Company has the right to direct the use of the asset. The Company has the right to decide to change how and for what purpose the asset is used, if:
  - has the right to operate the asset, or
  - designed the asset, in a way that predetermines how and for what purpose it will be used.

At the beginning of the contract, the Company recognizes a right-of-use asset and a lease liability that represents the obligation to make payments related to the underlying asset of the lease.

The right-to-use asset is initially measured at cost and comprises the initial amount of the lease liability adjusted for any payment made on or before the contract start date, plus any direct initial costs incurred and estimated disassembly, removal costs, restoration of the asset in the place where it is located, less any incentive received.

The right-to-use asset is subsequently depreciated using the straight-line method from the start date to the end of the useful life of the right to use or the end of the lease term. Except for land agreements that are automatically extended for the same period by means of notification to the lessor, for the other agreements are not allowed automatic renewals and for an indefinite period, as well as the exercise of termination is a right of both parties.

The lease liability is initially measured at the present value of the payments not made, less the incremental loan rate.

The lease liability is measured at amortized cost using the effective interest method. It is remeasured when there is a change:

- (i) in future payments resulting from a change in index or rate;
- (ii) in the estimate of the expected amount to be paid in the guaranteed residual value; or
- (iii) in the assessment of whether the Company will exercise the purchase option, extension or termination.

When the lease liability is remeasured, the corresponding adjustment amount is recorded in the book value of the right-of-use asset or in the profit and loss statement, if the book value of the right-of-use asset has been reduced to zero.

The Company does not have lease agreements with clauses of:

- (i) variable payments that are based on the performance of the leased assets;
- (ii) guarantee of residual value;
- (iii) restrictions, such as, for example, obligation to maintain financial ratios.

Short-term or low-value contracts for the exemption of the standard refers to contracts where the individual value of the assets is lower than U.S.\$5 and maturity date is before 12 months, are expensed as incurred.

## [Intangible assets](#)

### **3.2.18. Intangible assets**

These are measured at cost at the time they are initially recognized. The cost of intangible assets acquired in a business combination corresponds to the fair value at the acquisition date. After initial recognition, intangible assets are presented at cost less accumulated amortization and impairment losses, when applicable.

The useful life of intangible assets is assessed as finite or indefinite.

Intangible assets with a finite life are amortized over the economic useful life and reviewed for impairment whenever there is an indication that their carrying values may be impaired. The amortization period and method for an intangible asset with a finite useful life are reviewed at least at the end of each fiscal year. The amortization of intangible assets with a finite useful life is recognized in the statement of income as an expense related to its use and consistently with the economic useful life of the intangible asset.

Intangible assets with indefinite useful lives are not amortized, but are tested annually for impairment losses, individually or at the level of the CGU. The allocation is made to the CGU or group of CGUs that represents the lowest level within the entity, in which the goodwill is monitored for management's internal purposes, and that has benefited from the business combination. The Company records in this subgroup mainly goodwill for expected future profitability (goodwill) and easement of passage.

Such test involved the adoption of assumptions and judgments, disclosed in Note 16.

## [Current and deferred income tax and social contribution](#)

### **3.2.19. Current and deferred income tax and social contribution**

Income taxes comprise income tax and social contribution on net income, current and deferred. These taxes are recognized in the income statement, except to the extent that they are related to items recognized directly in equity. In this case, they are recognized in equity under the equity adjustment.

The current charge is calculated based on the tax laws enacted in the countries in which the Company and its subsidiaries and affiliates operate and generate taxable income. Management periodically evaluates the positions assumed in the income tax returns with respect to situations in which the applicable tax regulations give rise to interpretations and establishes provisions, when appropriate, based on the amounts that must be paid to the tax authorities.

Deferred tax and contribution liabilities are recognized on temporary differences between the tax bases of assets and liabilities and their carrying amounts in the financial statements. Deferred taxes and contributions are determined based on the rates in force on the balance sheet date and, which must be applied when they are realized or when they are settled.

Deferred tax assets and contributions are recognized to the extent that it is probable that future taxable profit will be available to be used to offset temporary differences, based on projections of future results prepared and based on internal assumptions and future economic scenarios that may, therefore, undergo changes.

The projection for realization of deferred tax assets was prepared based on Management's estimates that are based on significant judgments and assumptions relating to net average pulp and paper prices and the transfer price with the subsidiary based in Austria. However, there are other assumptions that are not under the control of the Company, such as inflation rates, exchange rates, pulp prices practiced in the international market and other economic uncertainties in Brazil, future results may differ from those considered in the preparation of the consolidated projection.

Deferred income tax and social contribution are recognized on temporary differences arising from investments in subsidiaries and associates, except when the timing of the reversal of temporary differences is controlled by the Company, and if it is probable that the temporary difference will not be reversed in a foreseeable future.

Deferred taxes and contributions, assets and liabilities, are presented at the net amount in the balance sheet when there is a legal right and the intention to offset them when calculating current taxes, generally related to the same legal entity and the same tax authority.

### Trade accounts payable

#### **3.2.20. Trade accounts payable**

Corresponds to the obligations payable for goods or services acquired in the normal course of the Company's business, recognized at fair value and, subsequently, measured at amortized cost using the effective interest rate method, adjusted to present value and exchange rate variation when denominated in foreign currency, when applicable.

### Loans and financing

#### **3.2.21. Loans and financing**

Loans and financing are initially recognized at their fair value, net of costs incurred in the transaction and are subsequently stated at amortized cost. Any difference between the amounts raised and settled is recognized in the statement of income during the period in which the loans and financing are outstanding, using the effective tax rate method.

General or specific borrowing costs, directly attributed to the acquisition, construction or production of a qualified asset, are capitalized as a part of the cost of asset when it is probable that they will result in future economic benefits for the entity and that these costs may be measured with reliability. Other loan costs are recognized as expense in the period they are incurred.

### Provision, contingent assets and liabilities

#### **3.2.22. Provision, contingent assets and liabilities**

Contingent assets are not recorded. The recognition is only performed when are guarantees or judicial decisions favorable and the amount can be measured with safety. Contingent assets, for which such conditions are not met, are only disclosed in the notes to the financial statements when material.

The provisions are provided to the extent that the Company expects that is probable that it will disburse cash and the amount can be reliably estimated. Tax, civil, environment and labor proceedings are accrued when losses are assessed as probable and the amounts involved can be reliably measured. When the expectation of loss is possible, a description of the processes and amounts involved is disclosed in the notes to the financial statements. Contingent liabilities assessed as remote losses are neither accrued nor disclosed.

A contingent liabilities of business combinations are recognized if they arise from a present obligation that arose from past events and if their fair value can be measured reliably and subsequently are measured at the higher of:

- (i) the amount that would be recognized in accordance with the accounting policy for the provisions above that comply with IAS 37; or
- (ii) the amount initially recognized less, where appropriate, of recognized revenue in accordance with the policy of recognizing revenue from customer contracts IFRS 15.

### [Asset retirement obligations](#)

#### **3.2.23. Asset retirement obligations**

These primarily relate to future costs for the decommissioning of industrial landfill and related assets. A provision is recorded as a long-term obligation against property, plant and equipment. The provision and the corresponding property, plant and equipment are initially recorded at fair value, based on the present value of estimated cash flows for future cash payments discounted by an adjusted risk-free rate. The long-term obligation accrues interest using a long-term discount rate. The property, plant and equipment are depreciated on a straight-line basis over the useful life of the principal against to cost of sales of the income statement.

### [Share based payments](#)

#### **3.2.24. Share based payments**

The Company's executives and managers receive their compensation partially as share-based payment plans to be settled in cash and shares, and alternatively in cash.

Plan-related expenses are recognized in the income statement as a corresponding entry to financial liabilities during the vesting period when services will be rendered. The financial liability is measured by its fair value every balance sheet date and its variation is recorded in the income statement as administrative expenses.

At the option exercise date, if such options are exercised by executive in order to receive Company's shares, financial liabilities are reclassified under stock options granted in shareholders' equity. In case of option exercise paid in cash, the Company settles the financial liability in favor to the Company's executives.

### [Employee benefits](#)

#### **3.2.25. Employee benefits**

The Company offers benefits related to supplementary contribution plan to all employees and medical assistance and insurance life for a determined group of former employees, and for the last two benefits an actuarial appraisal is annually prepared by an independent actuary and are reviewed by Management.

Actuarial gains and losses are recognized in other reserves when incurred. The interest incurred, resulting from changes in the present value of the actuarial liability, is recorded in income statement under the financial expenses.

### [Other assets and liabilities current and non-current](#)

#### **3.2.26. Other assets and liabilities current and non-current**

Assets are recognized only when it is probable that the economic benefit associated with the transaction will flow to the entity and its cost or value can be measured reliably.

A liability is recognized when the Company has a legal or constructive obligation arising from a past event, and it is probable that an economic resource will be required to settle this liability.

### [Government grants and assistance](#)

#### **3.2.27. Government grants and assistance**

Government grants and assistance are recognized at fair value when it is reasonably certain that the conditions established by the granting Governmental Authority were observed and that these subsidies will be obtained. These are recorded as revenue or expense deduction in the income statement for the period of enjoyment of benefit and subsequently are allocated to the tax incentives reserve under shareholders' equity.

## Dividend and interest on own capital

### **3.2.28. Dividend and interest on own capital**

The distribution of dividends or interest on shareholders' equity is recognized as a liability, calculated based on Corporate Law, the bylaws and the Company's Dividend Policy, which establishes that the minimum annual dividend is the lowest amount between (i) 25% of adjusted net income or (ii) the consolidated operating cash flow for the year and, provided they are declared before the end of the year. Any portion in excess of the minimum mandatory dividends, if declared after the balance sheet date, must be recorded under the additional dividends proposed in shareholders' equity, until approved by the shareholders at the General Assembly. After approval, reclassification to current liabilities is made.

The tax benefit of interest on equity is recognized in the income statement.

## Share capital

### **3.2.29. Share capital**

Common shares are classified under shareholders' equity. Incremental costs directly attributable to a public offer are stated under shareholders' equity as a deduction from the amount raised, net of taxes.

In 2019, the Company reclassified the share issuance costs from capital reserve to share capital.

## Revenue recognition

### **3.2.30. Revenue recognition**

Revenue from contracts with customers are recognized as at which the products to customers transfer of control, represented by the ability to determine the use of products and obtain substantially all the remaining benefits from the products.

The Company follows the five-step model: (i) identification of contracts with customers; (ii) identification of performance obligations under contracts; (iii) determining the transaction price; (iv) allocation of the transaction price to the performance obligation provided for in the contracts and (v) recognition of revenue when the performance obligation is met.

For operating segment Pulp, revenue recognition is based on the parameters provided by (i) International Commercial Terms ("Incoterms"), when destined for the foreign market and (ii) lead time, when destined for the internal market.

For operating segment Paper and Consumer Goods, revenue recognition is based on the parameters provided by (i) the corresponding International Commercial Terms ("Incoterms") and (ii) lead time and are products destined for external and internal market.

Are measured at the fair value of the consideration received or receivable, net of taxes, returns, rebates and discounts and recognized in accordance with the accrual basis of accounting, when the amount is reliably measured.

Accumulated experience is used to estimate and provide for the rebates and discounts, using the expected value method, and revenue is only recognized to the extent that it is highly probable that a significant reversal will not occur. A refund liability (included in trade accounts receivable) is recognized for expected rebates and discounts payable to customers in relation to sales made until the end of the reporting period. No significant element of financing is deemed present as the sales are made with a short credit term.

## Financial income and expenses

### **3.2.31. Financial income and expenses**

Include interest income on financial assets, at the effective interest rate that includes the amortization of funding raising costs, gains and losses on derivative financial instruments, interest on loans and financing, exchange variations on loans and financing and other assets and financial

liabilities and monetary variations on other assets and liabilities. Interest income and expenses are recognized in the income statement using the effective interest method.

### [Earnings \(losses\) per share](#)

#### **3.2.32. Earnings (losses) per share**

Basic earnings (losses) per share are calculated by dividing the net profit (loss) attributable to the holders of ordinary shares of the Company by (losses) the weighted average number of ordinary shares during the year.

Diluted earnings per share are calculated by dividing the net profit (loss) attributable to the holders of ordinary shares of the Company by the weighted average number of ordinary shares, during the year, plus the weighted average number of ordinary shares that would be issued when converting all dilutive potential ordinary shares into ordinary shares.

### [Employee and management profit sharing](#)

#### **3.2.33. Employee and management profit sharing**

Employees are entitled to profit sharing based on certain goals agreed annually. For the Administrators, the statutory provisions proposed by the Board of Directors and approved by the shareholders are used as a basis. Provisions for participation are recognized in the administrative expense, during the period in which the targets are attained.

### [Accounting judgments, estimates and assumptions](#)

#### **3.2.34. Accounting judgments, estimates and assumptions**

As disclosed in note 2, Management used judgments, estimates and accounting assumptions regarding the future, whose uncertainty may lead to results that require a significant adjustment to the book value of certain assets, liabilities, income and expenses in future years, are presented below:

- control, significant influence and consolidation (Note 1.1);
- share-based payment transactions (Note 22);
- transfer to control for revenue recognition (Note 28);
- fair value of financial instruments (Note 4);
- annual analysis of the impairment of non-financial assets (Notes 15 and 16);
- expected credit losses (Note 7);
- net realizable value provision for inventories (Note 8);
- annual analyses of recoverability of taxes (Notes 9 e 12);
- fair value of biological assets (Note 13);
- useful life of property, plant and equipment and intangible assets with defined useful life (Notes 15 and 16);
- annual analysis recoverable amount of goodwill (Note 16);
- provision for legal liabilities (Note 20);
- pension and post-employment plans (Note 21);

The Company reviews the estimates and underlying assumptions used in its accounting estimates on annual basis. Revisions to accounting estimates are recognized in the period in which the estimates are revised.

### [New standards, revisions and interpretations not yet in force](#)

#### **3.3. New standards, revisions and interpretations not yet in force**

The new and changed standards and interpretations issued, but not yet in force until the issuance of the Company's consolidated financial statements, are described below. The Company intends to adopt these new standards, changes and interpretations, if applicable, when it come into force and does not expect to have a material impact on the financial statements.

### [Interest Rate Reform - IAS 39 / IFRS 7 and IFRS 9 - Phase 2 \(Applicable on / or after](#)

#### **3.3.1. Interest Rate Reform – IAS 39 / IFRS 7 and IFRS 9 - Phase 2 (Applicable on / or after January 1, 2021, early adoption permitted)**

[January 1, 2021, early adoption permitted\)](#)

In continuity with that disclosed in note 3.1.6 about phase 2, it is summarized as follows:

- (i) changes in contractual cash flows: Practical expedient that allows to replace, as a consequence of the reform, the effective interest rate of a financial asset or financial liability with a new economically equivalent rate, without derecognition of the contract;
- (ii) hedge accounting requirements: End of exemptions for evaluating the effectiveness of hedge accounting relationships (Phase 1); and
- (iii) disclosure: Requirements about the disclosure of risks to which the entity is exposed by the reform, risk management and evolution of the IBORs transition.

The Company assessed the phase 2 amendments and does not expect to have significant impacts on its debts and derivatives linked to LIBOR (note 4.4.2).

[IAS 37 - Onerous contracts: Cost to fulfill an onerous contract \(Applicable for annual periods on/or after January 1, 2022, early adoption permitted\)](#)

**3.3.2. IAS 37 - Onerous contracts: Cost to fulfill an onerous contract (Applicable for annual periods on/or after January 1, 2022, early adoption permitted)**

The amendments to IAS 37 Provisions, Contingent Liabilities and Contingent Assets clarify what “costs to fulfill a contract” represent when a onerous contract is assessed. Some entities that apply the “incremental cost” approach may have the value of their provisions increased, or new provisions recognized for onerous contracts as a result of the new definition.

The need for clarification was caused by the introduction of IFRS 15, which replaced the existing requirements related to revenue, including guidelines contained in IAS 11, which dealt with construction contracts. While IAS 11 specified which costs were included as costs to fulfill a contract, IAS 37 did not do, generating a diversity of practice. The amendment aims to clarify which costs should be included in the assessment.

[Property, plant and equipment - IAS 16 - Revenue earned before an asset is ready for its intended use \(Applicable for annual periods beginning on/or after January 1, 2022, early adoption permitted\)](#)

**3.3.3. Property, plant and equipment - IAS 16 – Revenue earned before an asset is ready for its intended use (Applicable for annual periods beginning on/or after January 1, 2022, early adoption permitted)**

In the process of building an item of property, plant and equipment for its intended use, an entity may in the same time produce and sell products generated in the process of construction of the item of property, plant and equipment. Before the change proposed by the IASB, in practice, several ways of accounting for such revenues were found. The IASB has amended the standard to provide guidance on accounting for such revenues and related production costs.

With the new proposal, the sale revenue is no longer deducted from the cost of property, plant and equipment, but is recognized in the income statement together with the production costs of these items. IAS 2 Inventories must be applied in the identification and measurement of production costs.

[Business Combination IFRS 3 - Reference to the conceptual framework](#)

**3.3.4. Business Combination IFRS 3 - Reference to the conceptual framework**

The amendments update IFRS 3 so that it refers to the 2018 Conceptual Framework instead of the 1989 Structure. It also include in IFRS 3 the requirement that, for obligations within the scope of IAS 37, the buyer applies IAS 37 to determine whether there is a present obligation on the acquisition date due to past events. For a tax within the scope of IFRIC 21 - Levies, the buyer applies IFRIC 21 to determine whether the event that resulted in the obligation to pay the tax occurred up to the date of acquisition.

The amendments add an explicit statement that the buyer does not recognize contingent assets acquired in a business combination.



The changes are applicable to business combinations whose acquisition date occurs on or after the beginning of the first reporting period beginning on/or after January 1, 2022. Early adoption is permitted if the entity also adopts all other updated references (published together with the updated Conceptual Framework) on the same date or earlier.

[Presentation of the financial statements - IAS 1 - Classification of liabilities as current and non-current \(Applicable for annual periods beginning on/or after January 1, 2023, early adoption permitted\)](#)

**3.3.5. Presentation of the financial statements – IAS 1 – Classification of liabilities as current and non-current (Applicable for annual periods beginning on/or after January 1, 2023, early adoption permitted)**

The amendments to IAS 1 affect only the presentation of liabilities as current or non-current in the balance sheet and not the amount or the time of recognition of any asset, liability, income or expense, or the information disclosed about these items.

The amendments clarify that the classification of liabilities as current or non-current is based on the rights existing at the balance sheet date, specify that the classification is not affected by expectations about whether an entity will exercise its right to postpone the settlement of the liability, explain that the rights exist if restrictive clauses are complied with at the balance sheet date, and introduce the definition of 'settlement' to clarify that refers to the transfer to a counterparty; a cash value, equity instruments, other assets or services.



**COMPANY'S  
OPERATIONS (Tables)**

**12 Months Ended  
Dec. 31, 2020**

Summary of equity interest in  
the entities

Entity	Main activity	Country	Type of investment	Accounting method	% equity interest	
					December 31, 2020	December 31, 2019
AGFA – Com. Adm. e Participações Ltda. <sup>(1)</sup>	Holding	Brazil	Direct	Consolidated		100.00 %
Asapir Produção Florestal e Comércio Ltda. <sup>(1)</sup>	Eucalyptus cultivation	Brazil	Direct	Consolidated		100.00 %
Celluforce Inc. Comercial e Agrícola Paineiras Ltda. <sup>(1)</sup>	Nanocrystalline pulp research and development	Canada	Direct	Fair value through other comprehensive income	8.30 %	8.30 %
	Lease of reforestation land	Brazil	Direct	Consolidated		99.99 %
Ensyn Corporation	Biofuel research and development	United States of America	Direct	Equity	25.30 %	25.30 %
F&E Technologies LLC	Biofuel production, except alcohol	United States of America	Direct	Equity	50.00 %	50.00 %
F&E Tecnologia do Brasil S.A. <sup>(2)</sup>	Biofuel production, except alcohol	Brazil	Direct	Consolidated	100.00 %	100.00 %
Facepa - Fábrica de Papel da Amazônia S.A. <sup>(1)</sup>	Industrialization and commercialization of tissue paper	Brazil	/Indirect	Consolidated		92.80 %
Fibra Celulose (USA) Inc.	Business office	United States of America	Direct	Consolidated	100.00 %	100.00 %
Fibra Overseas Finance Ltd.	Financial fundraising	Cayman Island	Direct	Consolidated	100.00 %	100.00 %
Fibra Terminais Portuários S.A. <sup>(1)</sup>	Port operation	Brazil	Direct	Consolidated		100.00 %
Fibra Terminal de Celulose de Santos SPE S.A.	Port operation	Brazil	Direct	Consolidated	100.00 %	100.00 %
FuturaGene AgriDev Xinjiang Company Ltd.	Biotechnology research and development	China	Indirect	Consolidated	100.00 %	100.00 %
FuturaGene Biotechnology Shanghai Company Ltd.	Biotechnology research and development	China	Indirect	Consolidated	100.00 %	100.00 %
FuturaGene Brasil Tecnologia Ltda. <sup>(1)</sup>	Biotechnology research and development	Brazil	/Indirect	Consolidated		100.00 %
FuturaGene Delaware Inc.	Biotechnology research and development	United States of America	Indirect	Consolidated	100.00 %	100.00 %
FuturaGene Hong Kong Ltd.	Biotechnology research and development	Hong Kong	Indirect	Consolidated	100.00 %	100.00 %
FuturaGene Inc.	Biotechnology research and development	United States of America	Indirect	Consolidated	100.00 %	100.00 %
FuturaGene Israel Ltd.	Biotechnology research and development	Israel	Indirect	Consolidated	100.00 %	100.00 %
FuturaGene Ltd.	Biotechnology research and development	England	Indirect	Consolidated	100.00 %	100.00 %
Gansu FuturaGene Biotech Co. Ltd. <sup>(3)</sup>	Biotechnology research and development	China	Indirect	Consolidated		100.00 %
Ibema Companhia Brasileira de Papel Itacel - Terminal de Celulose de Itaquí S.A.	Industrialization and commercialization of paperboard	Brazil	Direct	Equity	49.90 %	49.90 %
Maxcel Empreendimentos e Participações S.A.	Port operation	Brazil	Indirect	Consolidated	100.00 %	100.00 %
Mucuri Energética S.A.	Holding	Brazil	Direct	Consolidated	100.00 %	100.00 %
Ondurman Empreendimentos Imobiliários Ltda. <sup>(1)</sup>	Power generation and distribution	Brazil	Direct	Consolidated	100.00 %	100.00 %
Paineiras Logística e Transportes Ltda.	Lease of reforestation land	Brazil	/Indirect	Consolidated		100.00 %
Portocel - Terminal Espec. Barra do Riacho S.A.	Road freight transport	Brazil	Direct	Consolidated	100.00 %	100.00 %
Projetos Especiais e Investimentos Ltda.	Port operation	Brazil	Direct	Consolidated	51.00 %	51.00 %
Rio Verde Participações e Propriedades Rurais S.A. <sup>(4)</sup>	Commercialization of equipment and parts	Brazil	Direct	Consolidated	100.00 %	100.00 %
SFBC Participações Ltda. <sup>(5)</sup>	Forest assets	Brazil	Direct	Consolidated	100.00 %	100.00 %
Spinnova OY <sup>(6)</sup>	Packaging production	Brazil	Direct	Consolidated	100.00 %	
Stenfar S.A. Indl. Coml. Imp. Y. Exp. <sup>(7)</sup>	Research and development of sustainable raw materials (wood) for the textile industry	Finland	Direct	Equity	23.44 %	24.06 %
Suzano Austria GmbH.	Commercialization of computer paper and materials	Argentina	Direct	Consolidated	100.00 %	100.00 %
Suzano Canada Inc.	Business office	Austria	Direct	Consolidated	100.00 %	100.00 %
Suzano International Trade GmbH.	Lignin research and development	Canada	Direct	Consolidated	100.00 %	100.00 %
Suzano Operações Industriais e Florestais S.A. <sup>(8)</sup>	Business office	Austria	Direct	Consolidated	100.00 %	100.00 %
Suzano Participações do Brasil Ltda. <sup>(9)</sup>	Industrialization, commercialization and exportation of pulp	Brazil	Direct	Consolidated	100.00 %	
	Holding	Brazil	Direct	Consolidated	100.00 %	
Suzano Pulp and Paper America Inc.	Business office	United States of America	Direct	Consolidated	100.00 %	100.00 %
Suzano Pulp and Paper Europe S.A.	Business office	Switzerland	Direct	Consolidated	100.00 %	100.00 %
Suzano Shanghai Ltd. <sup>(10)</sup>	Business office	China	Direct	Consolidated	100.00 %	

Suzano Trading International KFT	Business office	Hungary Cayman	Direct	Consolidated	100.00 %	100.00 %
Suzano Trading Ltd.	Business office	Island	Direct	Consolidated	100.00 %	100.00 %
Veracel Celulose S.A. <sup>(iii)</sup>	Industrialization, commercialization and exportation of pulp	Brazil	Direct	Proportional Consolidated	50.00 %	50.00 %

- 1) On December 31, 2020, merger of the entity by Suzano S.A.
- 2) On May 31, 2020, reorganization of equity interest as a result of the merger of Suzano Participações do Brasil Ltda. by Suzano S.A. Previously, the participation of this entity was directly held by Suzano Participações do Brasil Ltda. and indirectly by Suzano S.A. After the merger, it was held wholly-owned by Suzano S.A.
- 3) On April 8, 2020, disposal of equity interest.
- 4) On May 31, 2020 reorganization of equity interest as a result of the merger of Suzano Participações do Brasil Ltda. by Suzano S.A. Previously, the participation of this entity was directly held by Suzano Participações do Brasil Ltda. and indirectly by Suzano S.A. After the merger, it was held wholly-owned by Suzano S.A.
- 5) On August 31, 2020, entity established as a result of corporate restructuring. On December 31, 2020, reorganization of equity interest as a result of the merger of Facepa - Fábrica de Papel da Amazônia S.A. by Suzano S.A. Previously, the participation of this entity was wholly-owned held by Facepa - Fábrica de Papel da Amazônia S.A. and indirectly by Suzano S.A. After the merger, it was held directly by Suzano S.A.
- 6) On January 29, 2020, dilution of equity interest due to the acquisition of interest by another investor.
- 7) On December 31, 2020, reorganization of equity interest as a result of the merger of Comercial e Agrícola Paineiras Ltda. by Suzano S.A. Previously, the participation of this entity was 90% held by Suzano S.A and 10% by Comercial e Agrícola Paineiras Ltda. After the merger, it was held wholly-owned by Suzano S.A.
- 8) On December 02, 2020, establishment of legal entity arising from corporate reorganization.
- 9) On May 31, 2020, merger of the entity by Suzano S.A.
- 10) On February 26, 2020, establishment of legal entity arising from corporate reorganization.
- 11) Joint operation with Stora Enso, a company located in Finland.

[Facepa](#)  
[Summary of balance sheet](#)  
[items](#)

The following table summarizes, the balance sheet of Facepa as of December 31, 2020:

ASSET		LIABILITIES	
CURRENT		CURRENT	
Cash and cash equivalentes	47,397	Trade accounts payable	219,578
Trade accounts receivable	53,777	Lease liabilities	451
Inventories	34,977	Taxes payable	1,813
Recoverable taxes	45,738	Payroll and charge	7,064
Other assets	1,845	Dividends payable	8,004
<b>Total current asset</b>	<b>183,734</b>	Other liabilities	4,515
		<b>Total current liabilities</b>	<b>241,425</b>
NON-CURRENT		NON-CURRENT	
Recoverable taxes	183	Loans and financing	3,650
Deferred taxes	4,498	Lease liabilities	1,011
Judicial deposits	1,231	Provision for judicial liabilities	7
	<b>5,912</b>	<b>Total non-current liabilities</b>	<b>4,668</b>

		<b>TOTAL LIABILITIES</b>	<b>246,093</b>
Investment	15,839		
Property, plant and equipment	65,487		
Right of use	1,389	<b>EQUITY</b>	
Intangible	120	Share capital	24,713
	<b>82,835</b>	Accumulated profit	1,675
<b>Total non-current asset</b>	<b>88,747</b>	<b>Total equity</b>	<b>26,388</b>
<b>TOTAL ASSET</b>	<b>272,481</b>	<b>TOTAL LIABILITIES AND EQUITY</b>	<b>272,481</b>

## Fibria

### [Summary of final purchase price allocation](#)

The following table summarizes the final purchase price allocation based on the appraisal report prepared by an independent and specialized entity:

Cash consideration	27,797,441
Issuance of shares by Suzano	9,438,413
<b>Total consideration</b>	<b>37,235,854</b>
Book value of Fibria's shareholders' equity	14,149,004
Write-off of the book value of existing goodwill, net of the deferred income taxes	(3,495,077)
Mandatory minimum dividends (eliminated from the balance sheet at the date of acquisition)	724,829
<b>Book value of Fibria's shareholders' equity, net of goodwill</b>	<b>11,378,756</b>
Fair value adjustment on business combination with Fibria (assets and liabilities):	
Inventories	2,178,903 <sup>(1)</sup>
Property, plant and equipment	9,362,315 <sup>(2)</sup>
Customer relationship	9,030,779 <sup>(3)</sup>
Port assets	749,060 <sup>(4)</sup>
Contingent liabilities	(2,970,546) <sup>(5)</sup>
Loans and financing	(59,921) <sup>(6)</sup>
Taxes recoverable	(235,843) <sup>(7)</sup>
Other assets and liabilities, net	451,624 <sup>(8)</sup>
Deferred taxes, net	(546,324) <sup>(9)</sup>
<b>Total impact of fair value</b>	<b>17,960,047</b>
<b>Goodwill on the expectation of future profitability</b>	<b>7,897,051 <sup>(10)</sup></b>

- 1) Measured considering the balance of finished products based on selling price, net of selling expenses and an accepted margin based on the results achieved in 2018.
- 2) Determined based on the analysis of market data on comparable transactions and cost quantification, based on the estimate of replacement or replacement value of the assets.
- 3) In order to determine the fair value adjustment in the customer portfolio, the income approach and the method were used to measure the present value of the income that will be generated during the remaining useful life of the asset. Considering the 5-year history of Fibria's sales data and the churn rate that measures customer satisfaction and customer permanence in the portfolio, the adjustment was measured using estimated discounted cash flows.
- 4) Fibria has concession contracts and port assets to assist in port operations in Brazil. For fair value measurement of these assets was considered the income approach, the Multi Period Excess Earnings Method ("MPEEM") that measures the present value of the income that will be generated during the remaining useful life of the asset and method of direct cost differential.

- 5) In the business combination, for the contingencies fair value measurement, whose chances of loss were classified as possible and remote, Fibria's Management and its external and independent advisors were considered for their fair values, whose amounts were measured based on the analyzes of Company's external lawyers.
- 6) The adjustment to fair value of loans and financing was measured based on the fair value of the Bonds, based on the quotation of the security in the secondary market, and the adjustment to present value considering the market rate at the base date on December 31, 2018.
- 7) For the measurement of the fair value of the taxes to be recovered, the amount to be recovered, discounted to the present value considering the expected Selic rate for the tax period, was considered.
- 8) In other net assets and liabilities, including supply contracts, accounts receivable and advances to suppliers, the income evaluation methodology, the present value and the direct cost differential were used.
- 9) Deferred asset on income tax on fair value adjustments of assets of Veracel and Portocel. For the remaining fair value, we did not recognize deferred liability on income taxes liabilities due to Fibria's Legal Merger in April 2019.
- 10) Goodwill is attributable to the strong market position and expected future profitability of Fibria in negotiations in the eucalyptus pulp market.

The following table summarizes, the main items balance sheet of Fibria as of March 31, 2019.

[Summary of balance sheet items](#)

<b>ASSETS</b>		<b>LIABILITIES</b>	
<b>CURRENT</b>		<b>CURRENT</b>	
Cash and cash equivalents	29,086	Trade accounts payable	955,210
Marketable securities	2,734,027	Loans and financing	816,180
Trade accounts receivable	3,572,059	Lease liabilities	420,241
Inventories	1,714,560	Taxes payable	36,057
Recoverable taxes	768,439	Payroll and charges	104,246
Derivative financial instruments	256,675	Related parties	1,179,254
Other assets	161,238	Derivative financial instruments	254,444
<b>Total current assets</b>	<b>9,236,084</b>	Dividends payable	4,015
		Other liabilities	946,099
		<b>Total current liabilities</b>	<b>4,715,746</b>
<b>NON-CURRENT</b>		<b>NON-CURRENT</b>	
Marketable securities	175,559	Loans and financing	8,139,390
Recoverable taxes	546,234	Derivative financial instruments	678,833
Deferred taxes	1,364,363	Lease liabilities	1,972,531
Derivative financial instruments	723,084	Related parties	16,305,560
Advances to suppliers	696,767	Employee benefits	144,557
Judicial deposits	190,533	Provision for judicial liabilities	190,698
Other assets	100,877	Other liabilities	175,934
		<b>Total non-current liabilities</b>	<b>27,607,503</b>
		<b>TOTAL LIABILITIES</b>	<b>32,323,249</b>
Biological assets	4,355,102		
Investments	9,481,900		
Property, plant and equipment	14,633,114		
Right of use	2,301,427		

Intangible assets	<u>118,920</u>		
<b>Total non-current</b>	<b><u>34,687,880</u></b>	<b>EQUITY</b>	<b><u>11,600,715</u></b>
<b>TOTAL ASSETS</b>	<b><u>43,923,964</u></b>	<b>TOTAL EQUITY AND LIABILITIES</b>	<b><u>43,923,964</u></b>

**FINANCIAL  
INSTRUMENTS AND  
RISKS MANAGEMENT  
(Tables)**

**12 Months Ended**

**Dec. 31, 2020**

**FINANCIAL INSTRUMENTS AND  
RISKS MANAGEMENT**

Schedule of financial instruments by  
category

	Note	December 31, 2020	December 31, 2019
<b>Assets</b>			
<b>Amortized cost</b>			
Cash and cash equivalents	5	6,835,057	3,249,127
Trade accounts receivable	7	2,915,206	3,035,817
Other assets		974,265	563,993
		<u>10,724,528</u>	<u>6,848,937</u>
<b>Fair value through other comprehensive income</b>			
Other investments	14	26,338	20,048
		<u>26,338</u>	<u>20,048</u>
<b>Fair value through profit or loss</b>			
Derivative financial instruments	4.5.1	1,341,420	1,098,972
Marketable securities	6	2,396,857	6,330,334
		<u>3,738,277</u>	<u>7,429,306</u>
		<u>14,489,143</u>	<u>14,298,291</u>
<b>Liabilities</b>			
<b>Amortized cost</b>			
Loans, financing and debentures	18.1	72,899,882	63,684,326
Lease liabilities	19.2	5,191,760	3,984,070
Liabilities for assets acquisitions and subsidiaries	23	502,228	541,615
Trade accounts payable	17	2,361,098	2,376,459
Other liabilities		459,684	578,061
		<u>81,414,652</u>	<u>71,164,531</u>
<b>Fair value through profit or loss</b>			
Derivative financial instruments	4.5.1	8,117,400	2,917,913
		<u>8,117,400</u>	<u>2,917,913</u>
		<u>89,532,052</u>	<u>74,082,444</u>
		<u>75,042,909</u>	<u>59,784,153</u>

Summary of estimated fair value of loans  
and financing

	Yield used to discount	December 31, 2020	December 31, 2019
<b>Quoted in the secondary market</b>			
<b>In foreign currency</b>			
Bonds	Secondary Market	43,703,482	30,066,087
<b>Estimated to present value</b>			
<b>In foreign currency</b>			
Export credits ("Pre-payment")	LIBOR	20,546,778	17,213,963
Export credits ("ACC/ACE")	DDI		575,521
<b>In local currency</b>			
BNP – Forest Financing	DI 1		193,646
BNDES – TJLP	DI 1	1,399,177	1,895,959
BNDES – TLP	DI 1	647,235	535,812
BNDES – Fixed	DI 1	76,732	113,979

BNDES – Selic (“Special Settlement and Custody System”)	DI 1	960,215	693,969
BNDES - Currency basket	DI 1	27,239	54,420
CRA (“Agribusiness Receivables Certificate”)	DI		
	1/IPCA	3,286,792	6,039,983
Debentures	DI 1	5,498,793	5,534,691
FINAME (“Special Agency of Industrial Financing”)	DI 1		14,168
FINEP (“Financier of Studies and Projects”)	DI 1		5,138
NCE (“Export Credit Notes”)	DI 1	1,322,813	1,445,383
NCR (“Rural Credit Notes”)	DI 1	283,702	288,122
Export credits (“Pre-payment”)	DI 1	1,490,242	1,464,798
FDCO (“West Center Development Fund”)	DI 1		571,904
		<u>79,243,200</u>	<u>66,707,543</u>

### Schedule of contractual maturities of financial liabilities

	December 31, 2020					
	Total book value	Total future value	Up to 1 year	1 - 2 years	2 - 5 years	More than 5 years
<b>Liabilities</b>						
Trade accounts payables	2,361,098	2,361,098	2,361,098			
Loans, financing and debentures <sup>(1)</sup>	72,899,882	101,540,320	4,034,595	6,619,518	36,751,023	54,135,184
Lease liabilities	5,191,760	9,552,075	620,177	806,560	2,198,419	5,926,919
Liabilities for asset acquisitions and subsidiaries	502,228	573,920	116,376	112,155	253,419	91,970
Derivative financial instruments <sup>(1)</sup>	8,117,400	10,868,858	1,999,811	1,296,199	4,133,320	3,439,528
Other liabilities	459,684	459,684	360,916	98,768		
	<u>89,532,052</u>	<u>125,355,955</u>	<u>9,492,973</u>	<u>8,933,200</u>	<u>43,336,181</u>	<u>63,593,601</u>

1) The variation is due to the increase in the exchange rate variation in the year ended December 31, 2020.

	December 31, 2019					
	Total book value	Total future value	Up to 1 year	1 - 2 years	2 - 5 years	More than 5 years
<b>Liabilities</b>						
Trade accounts payables	2,376,459	2,376,459	2,376,459			
Loans, financing and debentures	63,684,326	89,708,210	8,501,278	5,692,149	29,088,292	46,426,491
Lease liabilities	3,984,070	7,109,966	559,525	1,426,011	1,186,386	3,938,044
Liabilities for asset acquisitions and subsidiaries	541,615	618,910	103,132	101,149	315,989	98,640
Derivative financial instruments	2,917,913	8,299,319	1,488,906	415,791	1,258,200	5,136,422
Other liabilities	578,061	578,061	456,338	121,723		
	<u>74,082,444</u>	<u>108,690,925</u>	<u>13,485,638</u>	<u>7,756,823</u>	<u>31,848,867</u>	<u>55,599,597</u>

[Schedule of credit exposures using internal credit grading](#)

	December 31, 2020	December 31, 2019
Low <sup>(1)</sup>	<b>2,813,038</b>	2,775,364
Average <sup>(2)</sup>	<b>54,115</b>	168,836
High <sup>(3)</sup>	<b>89,942</b>	133,613
	<b><u>2,957,095</u></b>	<b><u>3,077,813</u></b>

- 1) Current and overdue to 30 days.
- 2) Overdue between 30 and 90 days.
- 3) Overdue more than 90 days.

[Schedule of the book value of financial assets representing the exposure to credit risk](#)

	December 31, 2020	December 31, 2019
Cash and cash equivalents	<b>6,835,057</b>	3,249,127
Marketable securities	<b>2,396,857</b>	6,330,334
Derivative financial instruments	<b>986,526</b>	830,426
	<b><u>10,218,440</u></b>	<b><u>10,409,887</u></b>

[Schedule of credit exposures using external credit grading](#)

Risk rating <sup>(1)</sup>	Cash and cash equivalents and marketable securities		Derivative financial instruments	
	December 31, 2020	December 31, 2019	December 31, 2020	December 31, 2019
	AAA		190,360	<b>17,412</b>
AA-		56,388	<b>417,510</b>	
A+		606,757	<b>1,617</b>	27,363
A		188,458	<b>73,135</b>	165,851
A-		211,238	<b>130,546</b>	222,761
brAAA	<b>7,704,501</b>	7,153,079	<b>305,311</b>	404,693
brAA+	<b>163,955</b>	745,177	<b>32</b>	9,758
brAA	<b>836,546</b>	372,188	<b>40,963</b>	
brAA-	<b>278,712</b>	23,050		
brA	<b>240,382</b>	17,847		
Others	<b>7,818</b>	14,919		
	<b><u>9,231,914</u></b>	<b><u>9,579,461</u></b>	<b><u>986,526</u></b>	<b><u>830,426</u></b>

- 1) We use the Brazilian Risk Rating and the rating is given by agencies Fitch Ratings, Standard & Poor's and Moody's.

[Schedule of net exposure of assets and liabilities in foreign currency](#)

	December 31, 2020	December 31, 2019
<b>Assets</b>		
Cash and cash equivalents	<b>6,370,201</b>	2,527,834
Trade accounts receivables	<b>1,938,614</b>	2,027,018
Derivative financial instruments	<b>621,385</b>	9,440,141
	<b><u>8,930,200</u></b>	<b><u>13,994,993</u></b>
<b>Liabilities</b>		
Trade accounts payables	<b>(492,617)</b>	(1,085,207)
Loans and financing	<b>(58,145,087)</b>	(45,460,138)
Liabilities for asset acquisitions and subsidiaries	<b>(313,022)</b>	(288,172)
Derivative financial instruments	<b>(6,994,363)</b>	(11,315,879)
	<b><u>(65,945,089)</u></b>	<b><u>(58,149,396)</u></b>
<b>Net liability exposure</b>	<b><u>(57,014,889)</u></b>	<b><u>(44,154,403)</u></b>



[Summary of yield curves used to calculate fair value of derivative financial instruments](#)

The yield curves used to calculate the fair value in December 31, 2020, are as set forth below:

Term	Interest rate curves		
	Brazil	United States of America	Dollar coupon
1 month	1.92 % p.a.	0.14 % p.a.	4.95 % p.a.
6 months	2.11 % p.a.	0.20 % p.a.	1.56 % p.a.
1 year	2.86 % p.a.	0.19 % p.a.	1.20 % p.a.
2 years	4.19 % p.a.	0.20 % p.a.	1.01 % p.a.
3 years	5.08 % p.a.	0.25 % p.a.	0.99 % p.a.
5 years	6.05 % p.a.	0.44 % p.a.	1.16 % p.a.
10 years	7.20 % p.a.	0.95 % p.a.	1.56 % p.a.

[Schedule of derivatives by type of contract](#)

	Notional value in U.S.\$		Fair value	
	December 31, 2020	December 31, 2019	December 31, 2020	December 31, 2019
<b>Instruments contracted with protection strategy</b>				
<b>Operational Hedge</b>				
Zero Cost Collar <sup>(1)</sup>	3,212,250	3,425,000	(780,457)	67,078
NDF (R\$ x US\$)	80,000		7,948	
<b>Debt hedge</b>				
<b>Interest rate hedge</b>				
Swap LIBOR to Fixed (U.S.\$) <sup>(1)</sup>	3,683,333	2,750,000	(1,059,192)	(444,910)
Swap IPCA to CDI (notional in Reais)	843,845	843,845	285,533	233,255
Swap IPCA to Fixed (U.S.\$)	121,003	121,003	(114,834)	30,544
Swap CDI x Fixed (U.S.\$) <sup>(1)</sup>	2,267,057	3,115,614	(4,977,309)	(1,940,352)
Pre-fixed Swap to U.S.\$ (U.S.\$)	350,000	350,000	(508,328)	(33,011)
<b>Commodity Hedge</b>				
Swap US-CPI standing wood (U.S.\$) <sup>(2)</sup>	646,068	679,485	354,900	268,547
Swap VLSFO/Brent	37,757	365	15,759	(92)
			<u>(6,775,980)</u>	<u>(1,818,941)</u>
Current assets			484,043	260,273
Non-current assets			857,377	838,699
Current liabilities			(1,991,118)	(893,413)
Non-current liabilities			(6,126,282)	(2,024,500)
			<u>(6,775,980)</u>	<u>(1,818,941)</u>

1) The variation is due to the increase in the exchange rate in the year ended December 31, 2020.

2) The embedded derivative refers to swap contracts for the sale of US-CPI variations within the term of the forest partnership and standing wood supply contracts.

[Schedule of maturity analysis for derivatives](#)

	December 31, 2020	December 31, 2019
2020		(633,644)
2021	(1,507,075)	98,850
2022	(918,030)	(154,734)
2023	(433,195)	185,209
2024	(705,859)	(197,718)
2025	(1,684,124)	(606,827)
2026 onwards	(1,527,697)	(510,077)
	<u>(6,775,980)</u>	<u>(1,818,941)</u>

[Schedule of long and short positions of outstanding derivatives](#)

	Currency	Notional value		Fair value	
		December 31, 2020	December 31, 2019	December 31, 2020	December 31, 2019
<b>Debt hedge</b>					
<b>Assets</b>					
Swap CDI x Fixed (U.S.\$)	R\$	8,594,225	11,498,565	719	11,673,117
Swap Pre-Fixed to U.S.\$ (U.S.\$)	R\$	1,317,226	1,317,226	136,192	1,478,336
Swap LIBOR x Fixed (U.S.\$)	US\$	3,683,333	2,750,000	61,120	11,063,970
Swap IPCA x CDI	IPCA	974,102	933,842	285,533	1,093,067
Swap IPCA x U.S.\$	IPCA	520,973	499,441		579,307
				<b>483,564</b>	<b>25,887,797</b>
<b>Liabilities</b>					
Swap CDI x Fixed (U.S.\$)	US\$	2,267,057	3,115,614	(4,978,028)	(13,613,469)
Swap LIBOR x Fixed (U.S.\$)	US\$	350,000	350,000	(644,520)	(1,511,347)
Swap LIBOR x Fixed (U.S.\$)	US\$	3,683,333	2,750,000	(1,120,312)	(11,508,880)
Swap IPCA x CDI	R\$	843,845	843,845		(859,812)
Swap IPCA x U.S.\$	US\$	121,003	121,003	(114,834)	(548,763)
				<b>(6,857,694)</b>	<b>(28,042,271)</b>
				<b>(6,374,130)</b>	<b>(2,154,474)</b>
<b>Operational hedge</b>					
Zero cost collar (U.S.\$ x R\$)	US\$	3,212,250	3,425,000	(780,457)	67,078
NDF (R\$ x U.S.\$)	US\$	80,000		7,948	
				<b>(772,509)</b>	<b>67,078</b>
<b>Commodity hedge</b>					
Swap US-CPI (standing wood)	US\$	646,068	679,485	354,900	268,547
Swap VLSFO/Brent	US\$	37,757	365	15,759	(92)
				<b>370,659</b>	<b>268,455</b>
				<b>(6,775,980)</b>	<b>(1,818,941)</b>

[Schedule of settled derivatives](#)

	December 31, 2020	December 31, 2019
<b>Operational hedge</b>		
Zero cost collar (R\$ x U.S.\$)	(2,268,158)	(104,040)
NDF (R\$ x U.S.\$)	(60,815)	63,571



Other investments - CelluForce			20,048	20,048
			20,048	20,048
Biological assets			10,571,499	10,571,499
			10,571,499	10,571,499
<b>Total assets</b>	<b>1,631,319</b>	<b>5,797,987</b>	<b>10,591,547</b>	<b>18,020,853</b>
<b>Liabilities</b>				
<b>Fair value through profit or loss</b>				
Derivative financial instruments			2,917,913	2,917,913
			2,917,913	2,917,913
<b>Total liabilities</b>			<b>2,917,913</b>	<b>2,917,913</b>

[Currency Risk | Financial instruments,  
excluding derivatives](#)

## **FINANCIAL INSTRUMENTS AND RISKS MANAGEMENT**

[Summary of sensitivity analysis](#)

	December 31, 2020		
	Effect on profit or loss and equity		
	Probable (base value)	Possible (25%)	Remote (50%)
Cash and cash equivalents	6,370,201	1,592,550	3,185,101
Trade accounts receivable	1,938,614	484,654	969,307
Trade accounts payable	(492,617)	(123,154)	(246,309)
Loans and financing	(58,145,087)	(14,536,272)	(29,072,544)
Liabilities for asset acquisitions and subsidiaries	(313,022)	(78,256)	(156,511)

[Currency Risk | Derivative financial  
instruments](#)

## **FINANCIAL INSTRUMENTS AND RISKS MANAGEMENT**

[Summary of sensitivity analysis](#)

	December 31, 2020				
	Effect on profit or loss and equity				
	Probable (base value)	Possible (+25%)	Remote (+50%)	Possible (-25%)	Remote (-50%)
<b>Financial instruments derivatives</b>					
Derivative Non- Deliverable Forward (‘NDF’)	7,948	(102,756)	(205,512)	102,756	205,512
Derivative options	(780,896)	(3,386,080)	(7,232,365)	3,253,805	7,301,982
Derivative swaps	(6,503,859)	(4,436,537)	(8,873,083)	4,436,554	8,873,100

[Interest rate risk | Financial instruments, excluding derivatives](#)

**FINANCIAL INSTRUMENTS AND RISKS MANAGEMENT**

[Summary of sensitivity analysis](#)

	December 31, 2020		
	Effect on profit or loss and equity		
	Probable	Possible (25%)	Remote (50%)
<b>CDI/SELIC</b>			
Cash and cash equivalents	115,032	546	1,093
Marketable securities	2,396,857	11,385	22,770
Loans and financing	9,715,511	46,149	92,297
<b>TJLP</b>			
Loans and financing	1,553,635	17,673	35,345
<b>LIBOR</b>			
Loans and financing	18,923,543	11,277	22,555

[Interest rate risk | Derivative financial instruments](#)

**FINANCIAL INSTRUMENTS AND RISKS MANAGEMENT**

[Summary of sensitivity analysis](#)

	December 31, 2020				
	Effect on profit or loss and equity				
	Probable	Probable (+25%)	Remote (+50%)	Probable (-25%)	Remote (-50%)
<b>CDI</b>					
<b>Financial instruments derivatives</b>					
<b>Liabilities</b>					
Derivative Non-Deliverable Forward ('NDF')	7,948	(2,409)	(4,786)	2,442	4,916
Derivative options	(780,896)	(43,105)	(85,545)	43,800	88,323
Derivative swaps	(6,503,859)	(22,941)	(45,441)	23,367	47,086
<b>LIBOR</b>					
<b>Financial instruments derivatives</b>					
<b>Liabilities</b>					
Derivative swaps	(6,503,859)	45,349	90,699	(45,364)	(90,726)

[U.S. Consumer Price Index | Derivative financial instruments](#)

**FINANCIAL INSTRUMENTS AND RISKS MANAGEMENT**

[Summary of sensitivity analysis](#)

	December 31, 2020		
	Impact of an increase/decrease of US-CPI on the fair value		
	Probable (base value)	Possible (25%)	Remote (50%)
	2.16%	2.70%	3.24%

Embedded derivative in forestry partnership and standing wood supply agreements	354,900	(158,373)	(324,287)
---	---------	-----------	-----------

[Commodity price risk](#)

**[FINANCIAL INSTRUMENTS AND RISKS MANAGEMENT](#)**

[Summary of sensitivity analysis](#)

	December 31, 2020		
	Impact of an increase/decrease of price risk		
	Probable (base value)	Possible (25%)	Remote (50%)
VLSFO/Brent derivative	15,759	43,614	87,227

**CASH AND CASH  
EQUIVALENTS (Tables)**

**12 Months Ended  
Dec. 31, 2020**

**CASH AND CASH EQUIVALENTS**

**Schedule of cash and cash equivalents**

	Average yield p.a. %	December 31, 2020	December 31, 2019
<b>Cash and banks</b>	<b>0.41</b>	<b>6,212,318</b>	<b>2,464,097</b>
<b>Cash equivalents</b>			
<b>Local currency</b>			
	<b>70.45 of</b>		
Fixed-term deposits <sup>(1)</sup>	<b>CDI</b>	<b>115,032</b>	<b>630,075</b>
<b>Foreign currency</b>			
Fixed-term deposits <sup>(1)</sup>	<b>0.43</b>	<b>507,707</b>	<b>154,955</b>
		<b><u>6,835,057</u></b>	<b><u>3,249,127</u></b>

- 1) Refers to Time Deposit and Sweep Account applications, maturing up to 90 days.

**MARKETABLE  
SECURITIES (Tables)**

**12 Months Ended  
Dec. 31, 2020**

**MARKETABLE  
SECURITIES**

**Schedule of marketable  
securities**

**6. MARKETABLE SECURITIES**

	Average yield p.a. %	December 31, 2020	December 31, 2019
<b>In local currency</b>			
	<b>133.36 of</b>		
Investment funds	<b>CDI</b>	<b>6,445</b>	6,683
	<b>157.67 of</b>		
Private funds	<b>CDI</b>	<b>175,317</b>	1,431,303
Public titles measured at fair value through profit or loss	<b>157.67 of CDI</b>	<b>444,712</b>	1,631,319
	<b>102.42 of</b>		
Private Securities (Compromised)	<b>CDI</b>	<b>1,585,605</b>	3,081,326
Private Securities (Compromised) - Escrow Account <sup>(1)</sup>	<b>102.00 of CDI</b>	<b>184,778</b>	179,703
		<b><u>2,396,857</u></b>	<b><u>6,330,334</u></b>
<b>Current</b>		<b>2,212,079</b>	6,150,631
<b>Non-Current</b>		<b>184,778</b>	179,703

- 1) Refers to the guarantee account, which will be released only after obtaining the applicable governmental approvals and compliance by the Company with the precedent conditions to the conclusion of the Losango Project provided for in the agreement entered with CMPC Celulose Riograndense SA ("CMPC"). The Losango Project was a transaction to buy and sell lands and forests involving Fibria and CMPC, entered into in December 2012.



**TRADE ACCOUNTS  
RECEIVABLE (Tables)**

**12 Months Ended  
Dec. 31, 2020**

**TRADE ACCOUNTS RECEIVABLE**

Schedule of trade accounts receivable by type of customer

	December 31, 2020	December 31, 2019
<b>Domestic customers</b>		
Third parties	970,796	1,027,035
Related parties (Note 11) <sup>(1)</sup>	47,685	23,760
<b>Foreign customers</b>		
Third parties	1,938,614	2,027,018
(-) Expected credit losses	(41,889)	(41,996)
	<u>2,915,206</u>	<u>3,035,817</u>

1) The balance refers to transactions with Ibema, an entity that is not consolidated by the Company.

Schedule of trade accounts receivable by maturity

	December 31, 2020	December 31, 2019
<b>Current</b>	2,603,229	2,552,459
<b>Overdue</b>		
Up to 30 days	209,210	180,909
From 31 to 60 days	51,420	148,388
From 61 to 90 days	2,062	20,448
From 91 to 120 days	6,665	20,680
From 121 to 180 days	8,618	17,899
More than 180 days	34,002	95,034
	<u>2,915,206</u>	<u>3,035,817</u>

Schedule of rollforward of expected credit losses,  
trade accounts receivable

	December 31, 2020	December 31, 2019
<b>Beginning balance</b>	(41,996)	(37,179)
Business combination		(5,947)
Addition	(9,350)	(18,650)
Reversal	3,328	6,364
Write-off	7,737	13,383
Exchange rate variation	(1,608)	33
<b>Ending balance</b>	<u>(41,889)</u>	<u>(41,996)</u>

## INVENTORIES (Tables)

12 Months Ended  
Dec. 31, 2020

### INVENTORIES

#### Schedule of inventories

	December 31, 2020	December 31, 2019
<b>Finished goods</b>		
<b>Pulp</b>		
Domestic (Brazil)	553,229	575,335
Foreign	1,102,994	2,229,206
<b>Paper</b>		
Domestic (Brazil)	225,058	199,635
Foreign	87,638	70,199
<b>Work in process</b>	81,465	75,377
<b>Raw material</b>	1,450,507	1,047,433
<b>Spare parts and other</b>	508,444	488,410
	<u>4,009,335</u>	<u>4,685,595</u>

#### Schedule of rollforward of expected credit losses, inventories

	December 31, 2020	December 31, 2019
<b>Beginning balance</b>	(106,713)	(33,195)
Business combination		(11,117)
Addition <sup>(1)</sup>	(77,173)	(111,077)
Reversal	11,498	9,734
Write-off <sup>(2)</sup>	92,503	38,942
<b>Ending balance</b>	<u>(79,885)</u>	<u>(106,713)</u>

- 1) The addition of inventory in the year ended December 31, 2020, refers substantially to the raw material in the amount of R\$56,305 (R\$57,384 as of December 31, 2019).
- 2) The write-off of inventory, in the year ended December 31, 2020, refers mainly to the amounts of (i) finished pulp product of R\$32,018 (R\$666 as of December 31, 2019) and (ii) raw material of R\$49,550 (R\$26,083 as of December 31, 2019).

**RECOVERABLE TAXES**  
(Tables)

**12 Months Ended**  
**Dec. 31, 2020**

**RECOVERABLE TAXES**

Schedule of recoverable taxes

	December 31, 2020	December 31, 2019
IRPJ/CSLL – prepayments and withheld taxes	223,754	575,351
PIS/COFINS – on acquisition of property, plant and equipment <sup>(1)</sup>	126,990	61,376
PIS/COFINS – operations	287,206	507,919
PIS/COFINS – exclusion ICMS <sup>(2)</sup>	128,115	128,115
ICMS – on acquisition of property, plant and equipment <sup>(3)</sup>	112,672	115,560
ICMS – operations <sup>(4)</sup>	1,393,260	1,515,840
<i>Reintegra</i> program <sup>(5)</sup>	110,121	108,657
Other taxes and contributions	24,089	18,758
Provision for loss of ICMS credits <sup>(6)</sup>	(1,164,782)	(1,304,329)
Provision for loss of PIS/COFINS credits		(21,132)
	<u>1,241,425</u>	<u>1,706,115</u>
<b>Current</b>	<b>406,850</b>	<b>997,201</b>
<b>Non-current</b>	<b>834,575</b>	<b>708,914</b>

- 1) Social Integration Program (“PIS”) and Social Security Funding Contribution (“COFINS”): Credits whose realization is in connection with depreciation year of the corresponding asset.
- 2) The Company filed legal actions claiming the exclusion of ICMS from the PIS and COFINS contribution tax basis, in relation to certain operations for certain periods starting from March 1992. Regarding this subject, the Federal Supreme Court (“STF”) initially decided on March 15th, 2017, that ICMS is not included in the tax basis of the aforementioned contributions. The Federal Government made an appeal (“*Embargos de Declaração*”) in October 2017, requesting the reversal of the Supreme Court’s initial decision among other items. The appeal has yet to be judged.

Based on the Supreme Court’s initial decision and the legal opinion provided by external legal consultants, the Company believes that the probability of the Supreme Court altering its decision is remote. The Company thus started to exclude the ICMS from the tax basis of the referred contributions since August 2018, a practice also supported by court decisions.

For certain PIS and COFINS credits to be recovered, the Company has received final favorable court decisions. The balance recognized in the statement of income (loss) in 2019 within other operational results, regarding certain claims for the calculation period from 2006 to July 2018. The Company has estimated the amount attributable to these claims based on the available relevant fiscal documents, and this amount is subject to adjustments to be recorded by management in the future periods.

The Company has additional claims for which a final decision has not been received and for which no asset or gain have been recorded (Note 20.3.1).

- 3) Tax on Sales and Services (“ICMS”): Credits from the acquisition of property, plant and equipment are recovered on a linear basis over a four period, from the acquisition date, in accordance with the relevant regulation, ICMS Control on Property, Plant and Equipment (“CIAP”).
- 4) ICMS credits accrued due to the volume of exports and credit generated in operations of entry of products: Credits are concentrated in the state of Espírito Santo, Maranhão, Mato Grosso do Sul, São Paulo and Bahia, where the Company realizes the credits through sale of credits to third parties, after approval from the State Ministry of Finance. Credits are also being realized

through consumption in its consumer goods (tissue) operations in the domestic market that are already operational in Maranhão.

- 5) Special Regime of Tax Refunds for Export Companies ("Reintegra"): Reintegra is a program that aims to refund the residual costs of taxes paid throughout the exportation chain to taxpayers, to make them more competitive in foreign markets.
- 6) Includes the provision for discount on sale to third parties of the accumulated ICMS credit in Maranhão and the provision for full loss of the low probability of realization of the units of Espírito Santo, Mato Grosso do Sul and Bahia due to the difficulty of its realization.

[Schedule of rollforward of provision for loss](#)

**9. RECOVERABLE TAXES**

	December 31, 2020	December 31, 2019
IRPJ/CSLL – prepayments and withheld taxes	223,754	575,351
PIS/COFINS – on acquisition of property, plant and equipment <sup>(1)</sup>	126,990	61,376
PIS/COFINS – operations	287,206	507,919
PIS/COFINS – exclusion ICMS <sup>(2)</sup>	128,115	128,115
ICMS – on acquisition of property, plant and equipment <sup>(3)</sup>	112,672	115,560
ICMS – operations <sup>(4)</sup>	1,393,260	1,515,840
Reintegra program <sup>(5)</sup>	110,121	108,657
Other taxes and contributions	24,089	18,758
Provision for loss of ICMS credits <sup>(6)</sup>	(1,164,782)	(1,304,329)
Provision for loss of PIS/COFINS credits		(21,132)
	<b>1,241,425</b>	<b>1,706,115</b>
<b>Current</b>	<b>406,850</b>	<b>997,201</b>
<b>Non-current</b>	<b>834,575</b>	<b>708,914</b>

- 1) Social Integration Program (“PIS”) and Social Security Funding Contribution (“COFINS”): Credits whose realization is in connection with depreciation year of the corresponding asset.
- 2) The Company filed legal actions claiming the exclusion of ICMS from the PIS and COFINS contribution tax basis, in relation to certain operations for certain periods starting from March 1992. Regarding this subject, the Federal Supreme Court (“STF”) initially decided on March 15th, 2017, that ICMS is not included in the tax basis of the aforementioned contributions. The Federal Government made an appeal (“Embargos de Declaração”) in October 2017, requesting the reversal of the Supreme Court’s initial decision among other items. The appeal has yet to be judged.

Based on the Supreme Court’s initial decision and the legal opinion provided by external legal consultants, the Company believes that the probability of the Supreme Court altering its decision is remote. The Company thus started to exclude the ICMS from the tax basis of the referred contributions since August 2018, a practice also supported by court decisions.

For certain PIS and COFINS credits to be recovered, the Company has received final favorable court decisions. The balance recognized in the statement of income (loss) in 2019 within other operational results, regarding certain claims for the calculation period from 2006 to July 2018. The Company has estimated the amount attributable to these claims based on the available relevant fiscal documents, and this amount is subject to adjustments to be recorded by management in the future periods.

The Company has additional claims for which a final decision has not been received and for which no asset or gain have been recorded (Note 20.3.1).

- 3) Tax on Sales and Services (“ICMS”): Credits from the acquisition of property, plant and equipment are recovered on a linear basis over a four period, from the acquisition date, in

accordance with the relevant regulation, ICMS Control on Property, Plant and Equipment (“CIAP”).

- 4) ICMS credits accrued due to the volume of exports and credit generated in operations of entry of products: Credits are concentrated in the state of Espírito Santo, Maranhão, Mato Grosso do Sul, São Paulo and Bahia, where the Company realizes the credits through sale of credits to third parties, after approval from the State Ministry of Finance. Credits are also being realized through consumption in its consumer goods (tissue) operations in the domestic market that are already operational in Maranhão.
- 5) Special Regime of Tax Refunds for Export Companies ("Reintegra"): Reintegra is a program that aims to refund the residual costs of taxes paid throughout the exportation chain to taxpayers, to make them more competitive in foreign markets.
- 6) Includes the provision for discount on sale to third parties of the accumulated ICMS credit in Maranhão and the provision for full loss of the low probability of realization of the units of Espírito Santo, Mato Grosso do Sul and Bahia due to the difficulty of its realization.

#### 9.1. Rollforward of provision for loss

	ICMS	PIS/ COFINS	Total
<b>Balance as of December 31, 2018</b>	(10,792)	—	(10,792)
Business combination with Fibria	(1,211,109)		(1,211,109)
Addition	(82,428)	(21,132)	(103,560)
<b>Balance as of December 31, 2019</b>	<b>(1,304,329)</b>	<b>(21,132)</b>	<b>(1,325,461)</b>
Addition	(64,107)		(64,107)
Write-off	57,254	21,132	78,386
Reversal <sup>(1)</sup>	146,400		146,400
<b>Balance as of December 31, 2020</b>	<b>(1,164,782)</b>	<b>—</b>	<b>(1,164,782)</b>

- 1) Refers to the reversal of the provision for loss resulting from the recovery of ICMS credits from the State of Espírito Santo through sale to third parties.

**ADVANCE TO SUPPLIERS**  
**(Tables)**

**12 Months Ended**  
**Dec. 31, 2020**

**ADVANCE TO SUPPLIERS**

**Schedule of advances to suppliers**

	<b>December 31, 2020</b>	<b>December 31, 2019</b>
Forestry development program	<b>1,015,115</b>	1,087,149
Advance to suppliers	<b>43,162</b>	170,481
	<b><u>1,058,277</u></b>	<b><u>1,257,630</u></b>
<b>Current</b>	<b>43,162</b>	170,481
<b>Non-current</b>	<b>1,015,115</b>	1,087,149

**RELATED PARTIES**  
**(Tables)**

**12 Months Ended**  
**Dec. 31, 2020**

**RELATED PARTIES**  
**Schedule of related party**  
**transactions**

	Nature	Balances receivable (payable)	
		December 31, 2020	December 31, 2019
<b>Transactions with controlling shareholders</b>			
	Granting of guarantees and administrative expenses		
Suzano Holding S.A.		3	3
		<u>3</u>	<u>3</u>
<b>Transactions with companies of the Suzano Group and other related parties</b>			
Management	Reimbursement for expenses	(5)	(1)
Bexma Participações Ltda.	Reimbursement for expenses	1	1
Bizma Investimentos Ltda.	Reimbursement for expenses	1	1
Enslyn Technologies	Reimbursement for expenses	2,829	
Ibema Companhia Brasileira de Papel	Sale of pulp	47,685	23,755
Ibema Companhia Brasileira de Papel	Sale of other products	695	
Ibema Companhia Brasileira de Papel	Purchase of products	(2,834)	(2,467)
Ibema Companhia Brasileira de Papel	Dividends receivable	6,415	
Ibema Companhia Brasileira de Papel	Interest on shareholders' equity	1,218	
Instituto Ecofuturo - Futuro Para o Desenvolvimento Sustentável	Social services	1	(9)
Nemonorte Imóveis e Participações Ltda.	Consultori imobiliária	(15)	
		<u>55,991</u>	<u>21,280</u>
		<u>55,994</u>	<u>21,283</u>
<b>Assets</b>			
	Trade accounts receivable	47,685	23,760
	Other accounts receivable	11,163	
<b>Liabilities</b>			
	Trade accounts payable	(2,849)	(2,477)
	Other accounts payable	(5)	
		<u>55,994</u>	<u>21,283</u>

	Nature	Expenses (income)		
		December 31, 2020	December 31, 2019	December 31, 2018
<b>Transactions with controlling shareholders</b>				
	Granting of guarantees and administrative expenses			
Suzano Holding S.A.		(5,029)	(5,945)	(12,723)

		<u>(5,029)</u>	<u>(5,945)</u>	<u>(12,723)</u>
<b>Transactions with companies of the Suzano Group and other related parties</b>				
Management	Reimbursement for expenses	<b>(392)</b>	(8,415)	541
Bexma Participações Ltda.	Reimbursement for expenses	<b>11</b>	11	10
Bizma Investimentos Ltda.	Reimbursement for expenses	<b>12</b>	10	
Ensyn Corporation	Loan charges	<b>689</b>		
Ficus Empreendimentos e Participações Ltda.	Reimbursement for expenses	<b>(655)</b>	(763)	
Fundação Arymax	Reimbursement for expenses	<b>2</b>		
Ibema Companhia Brasileira de Papel	Sale of paper	<b>117,305</b>	111,325	107,252
Ibema Companhia Brasileira de Papel	Purchase of products	<b>(5,464)</b>	(7,744)	16
Instituto Ecofuturo - Futuro para o Desenvolvimento Sustentável	Social services	<b>(4,168)</b>	(5,272)	(4,184)
IPFL Holding S.A.	Reimbursement for expenses	<b>5</b>	4	4
Lazam MDS Corretora e Adm. Seguros S.A.	Sale of paper	<b>3</b>	7	(31)
Mabex Representações e Participações Ltda.	Aircraft services	<b>(50)</b>	(100)	(390)
Nemonorte Imóveis e Participações Ltda.	Real estate advisory	<b>(191)</b>	(330)	(491)
		<b>107,107</b>	88,733	102,727
		<b>102,078</b>	82,788	90,004

[Schedule of management compensation](#)

	December 31, 2020	December 31, 2019	December 31, 2018
<b>Short-term benefits</b>			
Salary or compensation	<b>47,089</b>	39,459	48,663
Direct and indirect benefits	<b>852</b>	1,747	2,828
Bonus	<b>11,326</b>	8,007	16,752
	<b>59,267</b>	49,213	68,243
<b>Long-term benefits</b>			
Share-based compensation plan	<b>75,022</b>	45,739	62,150
	<b>75,022</b>	45,739	62,150
	<b>134,289</b>	94,952	130,393



**INCOME AND SOCIAL  
CONTRIBUTION TAXES**  
(Tables)

**12 Months Ended**  
**Dec. 31, 2020**

**INCOME AND SOCIAL  
CONTRIBUTION TAXES**  
Schedule of deferred income  
and social contribution taxes

	<b>December 31, 2020</b>	<b>December 31, 2019</b>
Tax loss carryforwards	<b>1,013,008</b>	600,249
Negative tax base	<b>329,412</b>	146,346
<b>Assets temporary differences</b>		
Provision for judicial liabilities	<b>233,100</b>	265,571
Operating provisions and other losses	<b>1,051,096</b>	914,696
Exchange rate variation <sup>(1)</sup>	<b>6,112,906</b>	2,001,942
Losses on derivatives (“MtM”) <sup>(1)</sup>	<b>2,303,833</b>	618,427
Fair value adjustment on business combination – Amortization	<b>718,645</b>	713,656
Unrealized profit on inventories	<b>176,847</b>	293,322
Lease	<b>287,066</b>	22,044
Provision of deferred taxes on results of subsidiaries abroad	<b>33,893</b>	
Other temporary differences <sup>(3)</sup>	<b>158,172</b>	—
	<b><u>12,417,978</u></b>	<b><u>5,576,253</u></b>
<b>Liabilities temporary differences</b>		
Goodwill - Tax benefit on unamortized goodwill	<b>469,875</b>	216,857
Property, plant and equipment - deemed cost adjustment	<b>1,385,642</b>	1,506,220
Accelerated tax depreciation	<b>1,025,136</b>	1,113,200
Borrowing cost	<b>110,036</b>	104,549
Fair value of biological assets	<b>237,879</b>	53,502
Tax provision on results of subsidiaries abroad <sup>(2)</sup>		463,850
Fair value adjustment on business combination – Deferred taxes, net	<b>469,419</b>	502,347
Tax credits - gains in tax lawsuit (ICMS from the PIS/COFINS calculation basis)	<b>43,559</b>	43,559
Other temporary differences		17,004
	<b><u>3,741,546</u></b>	<b><u>4,021,088</u></b>
<b>Non-current assets</b>	<b>8,677,002</b>	2,134,040
<b>Non-current liabilities</b>	<b>570</b>	578,875

1) The variation is due to the increase in the exchange rate in the year ended December 31, 2020.

2) Amount reversed as a result of a favorable judgement entered for Company, which ensured Company's right to calculate and pay the Corporate Income Tax and Social Contribution on Net Income due in Brazil, without adding to its taxable base the profit earned as of January 2019 by its wholly-owned subsidiary Suzano International Trade GmbH (former Fibria International Trade GmbH), in accordance with the terms of the Brazil-Austria Double Taxation Treaty, either with regard to the merged company Fibria Celulose SA (wholly-owned subsidiary merged on April 1, 2019) in relation to the 1st quarter 2019 base period early terminated due to the merger, either with respect to the subsequent calculation base periods when Suzano International Trade GmbH was already a subsidiary of the Company.

3) On December 29, 2020, with the final decision of CADE's approval related to the purchase and sale agreement of rural property (note 1.2.2), Management and legal advisors understand that all conditions suspensive were implemented, with the tax recognition of capital gain being required, pursuant to art. 117 of the National Taxation Code. As the accounting recognition

will only occur at the Closing of the Transaction, on January 5, 2021 (note 32.1) with the fulfillment of the performance obligation and delivery of the ownership of the properties to the client, there was a need to establish the deferred tax asset on this difference temporary, in the amount of R\$175,202.

[Schedule of accumulated tax losses and social contribution tax loss carryforwards](#)

	December 31, 2020	December 31, 2019
Tax loss carry forward	4,052,013	2,400,998
Social contribution tax loss carryforward	3,660,133	1,626,064

[Schedule of rollforward of net balance of deferred income tax](#)

	December 31, 2020	December 31, 2019
<b>Beginning balance</b>	<b>1,555,165</b>	<b>(1,029,135)</b>
Tax loss	412,759	270,559
Tax loss carryforwards	183,066	139,719
(Reversal) provision for judicial liabilities	(32,471)	31,262
Operating provision (reversal) and other losses	136,400	(21,757)
Exchange rate variation <sup>(1)</sup>	4,110,964	552,421
Derivative losses (“MtM”) <sup>(1)</sup>	1,685,406	319,860
Fair value adjustment on business combination – Amortization	37,917	699,527
Unrealized profit on inventories	(116,475)	65,492
Lease	265,022	(3,274)
Tax benefit on unamortized goodwill	(253,018)	(203,696)
Property, plant and equipment - Deemed cost	120,578	46,359
Accelerated depreciation	88,064	82,982
Borrowing cost	(5,487)	44,727
Fair value of biological assets	(184,377)	(60,778)
Reversal/(provision) of deferred taxes on the result of subsidiaries abroad <sup>(2)</sup>	497,743	(351,485)
Business combination		1,034,842
Tax credits - gains in tax lawsuit (ICMS from the PIS/COFINS calculation basis)		(43,559)
Other temporary differences	175,176	(18,901)
<b>Ending balance</b>	<b>8,676,432</b>	<b>1,555,165</b>

- 1) The variation is due to the increase in the exchange rate in the year ended December 31, 2020.
- 2) On December 29, 2020, with the final decision of CADE's approval related to the purchase and sale agreement of rural property (note 1.2.2), Management and legal advisors understand that all conditions suspensive were implemented, with the tax recognition of capital gain being required, pursuant to art. 117 of the National Taxation Code. As the accounting recognition will only occur at the Closing of the Transaction, on January 5, 2021 (note 32.1) with the fulfillment of the performance obligation and delivery of the ownership of the properties to the client, there was a need to establish the deferred tax asset on this difference temporary, in the amount of R\$175,202.

[Schedule of reconciliation of the effects of income tax and social contribution on profit or loss](#)

	December 31, 2020	December 31, 2019
Loss before taxes	(17,642,129)	(4,097,203)
Income tax and social contribution benefit (expense) at statutory nominal rate of 34%	5,998,324	1,393,049
<b>Tax effect on permanent differences</b>		
Taxation (difference) on profit of wholly-owned subsidiaries abroad <sup>(1)</sup>	1,373,845	(24,933)
Equity method	12,288	10,878

Thin capitalization <sup>(2)</sup>	(675,356)	(95,003)
Credit related to Reintegra Program	6,278	4,515
Tax incentives applicable to income tax <sup>(3)</sup>	10,668	18,919
Director bonus	(7,677)	(43,913)
Offset income tax abroad	72,890	
Merger of subsidiaries <sup>(4)</sup>	67,311	
Donations / Fines - Other	68,623	18,949
	<u>6,927,194</u>	<u>1,282,461</u>
<b>Income tax</b>		
Current	(173,322)	(220,311)
Deferred	5,225,655	1,093,200
	<u>5,052,333</u>	<u>872,889</u>
<b>Social Contribution</b>		
Current	(8,604)	(25,799)
Deferred	1,883,465	435,371
	<u>1,874,861</u>	<u>409,572</u>
Income and social contribution benefits (expenses) on the year	<u>6,927,194</u>	<u>1,282,461</u>

Effective rate of income and social contribution tax expenses **39.27 %** 31.30 %

- 1) The effect of the difference in taxation of subsidiaries is substantially due to the difference between the nominal rates of Brazil and subsidiaries abroad.
- 2) The Brazilian thin capitalization rules establish that interest paid or credited by a Brazilian entity to a related party abroad may only be deducted for income tax and social contribution purposes if the interest expense is viewed as necessary for the activities of the local entity and when determined limits and requirements are met. On December 31, 2020 the Company did not meet all limits and requirements, therefore a provision for tax payment was recorded.
- 3) Tax incentives applicable to ICMS, which is deducted from the calculation basis of Income Tax and Social Contribution.
- 4) Merger of legal entities (note 1.1).

**BIOLOGICAL ASSETS**  
**(Tables)**

**12 Months Ended**  
**Dec. 31, 2020**

**BIOLOGICAL ASSETS**

Schedule of changes in balances of biological assets

<b>Balances on December 31, 2018</b>	<b>4,935,905</b>
Business combination	4,579,526
Addition	2,849,039
Depletion	(1,905,118)
Gain on fair value adjustment	185,399
Disposal	(23,764)
Other write-offs	(49,488)
<b>Balances on December 31, 2019</b>	<b>10,571,499</b>
Addition	3,392,975
Depletion	(3,094,742)
Transfers <sup>(1)</sup>	(23,471)
Gain on fair value adjustment	466,484
Disposal	(93,847)
Other write-offs	(57,688)
<b>Balances on December 31, 2020</b>	<b>11,161,210</b>

1) Includes transfer to assets held for sale as disclosed in note 1.2.2.

Schedule of main assumptions for calculation of fair value of biological assets

	<b>December 31, 2020</b>	December 31, 2019
Planted useful area (hectare)	<b>1,020,176</b>	988,720
Mature assets	<b>111,866</b>	86,352
Immature assets	<b>908,310</b>	902,368
Average annual growth (IMA) – m <sup>3</sup> /hectare/year	<b>38.43</b>	38.34
Average gross sale price of eucalyptus – R\$/m <sup>3</sup>	<b>70.22</b>	66.81
Discount rate - %	<b>8.9 %</b>	8.4 %

Summary of fair value adjustment of biological assets recognized under other operating income (expense), net

	<b>December 31, 2020</b>	December 31, 2019
Physical changes	<b>156,906</b>	(347,409)
Price	<b>309,578</b>	532,808
	<b>466,484</b>	185,399

## INVESTMENTS (Tables)

12 Months Ended  
Dec. 31, 2020

### INVESTMENTS

#### Schedule of investments by type

	December 31, 2020	December 31, 2019
Investments in associates and joint ventures	96,373	140,936
Goodwill	236,360	161,462
Other investments evaluated at fair value through other comprehensive income	26,338	20,048
	<u>359,071</u>	<u>322,446</u>

#### Schedule of investments in associates and joint ventures

	Information of joint ventures as of			Company Participation			
	December 31,			In equity		In the income of the year	
	2020			December 31, 2020	December 31, 2019	December 31, 2020	December 31, 2019
	Income	Participation	Equity				
	of the year	equity (%)					
<b>Associate</b>							
Ensyn Corporation	21,629	(30,153)	25.30 %	5,472	21,437	(7,629)	12,860
Spinnova Oy	65,643	(25,183)	23.44 %	15,387	86,969	(5,903)	(1,332)
				<u>20,859</u>	108,406	<u>(13,532)</u>	11,528
<b>Joint ventures</b>							
Ibema Companhia Brasileira de Papel F&E Technologies LLC	140,893	99,547	49.90 %	70,305	28,489	49,674	20,307
	10,419		50.00 %	5,209	4,041		158
				<u>75,514</u>	32,530	<u>49,674</u>	20,465
				<u>96,373</u>	140,936	<u>36,142</u>	31,993

**PROPERTY, PLANT AND  
EQUIPMENT (Tables)**

**12 Months Ended  
Dec. 31, 2020**

**PROPERTY, PLANT AND  
EQUIPMENT**

**Schedule of property, plant  
and equipment**

	<b>Lands</b>	<b>Buildings</b>	<b>Machinery, equipment and facilities</b>	<b>Work in progress</b>	<b>Other <sup>(1)</sup></b>	<b>Total</b>
Average rate %		3.52	5.77		15.76	
<b>Cost</b>						
Balance as of December 31, 2018	5,104,717	3,058,520	16,441,031	466,156	332,089	25,402,513
Additions	337,932	1,943	136,855	1,477,420	47,524	2,001,674
Write-offs	(92,705)	(36,276)	(172,458)	(1,462)	(34,858)	(337,759)
Business combination	2,151,338	3,918,552	20,255,811	425,868	454,759	27,206,328
Fair value adjustment - Fibria	2,637,671	1,502,021	5,109,939		195,684	9,445,315
Fair value adjustment - Facepa			3,072	(883)	(111)	2,078
Fair value adjustment - Ibema			5,448			5,448
Transfer and other <sup>(2)</sup>	182,621	323,029	740,879	(1,397,398)	(61,761)	(212,630)
<b>Balance as of December 31, 2019</b>	<b>10,321,574</b>	<b>8,767,789</b>	<b>42,520,577</b>	<b>969,701</b>	<b>933,326</b>	<b>63,512,967</b>
Additions	2,274	2,825	194,086	1,289,738	14,332	1,503,255
Write-offs	(213,399)	(26,564)	(92,915)	(18,853)	(25,189)	(376,920)
Transfer and other <sup>(2)</sup>	(198,144)	459,084	562,747	(1,357,202)	137,126	(396,389)
<b>Balance as of December 31, 2020</b>	<b>9,912,305</b>	<b>9,203,134</b>	<b>43,184,495</b>	<b>883,384</b>	<b>1,059,595</b>	<b>64,242,913</b>
<b>Depreciation</b>						
Balance as of December 31, 2018		(906,616)	(7,248,143)		(227,495)	(8,382,254)
Additions		(255,888)	(2,123,193)		(91,170)	(2,470,251)
Write-offs		26,886	115,732		13,944	156,562
Business combination		(1,804,967)	(9,552,825)		(249,087)	(11,606,879)
Additions - Fair value adjustment from business combination - Fibria		(63,495)	(543,468)		(17,364)	(624,327)
Fair value adjustment from business combination - Facepa		(5,742)	(6,481)		(95)	(12,318)
Fair value adjustment from business combination - Ibema			(593)			(593)
Transfer and other <sup>(2)</sup>		29,906	508,585		9,547	548,038
<b>Balance as of December 31, 2019</b>		<b>(2,979,916)</b>	<b>(18,850,386)</b>		<b>(561,720)</b>	<b>(22,392,022)</b>
Additions		(291,862)	(2,390,583)		(110,012)	(2,792,457)
Write-offs		25,992	64,397		8,067	98,456
<b>Balance as of December 31, 2020</b>		<b>(3,245,786)</b>	<b>(21,176,572)</b>		<b>(663,665)</b>	<b>(25,086,023)</b>
<b>Book value</b>						
Balance as of December 31, 2019	10,321,574	5,787,873	23,670,191	969,701	371,606	41,120,945
<b>Balance as of December 31, 2020</b>	<b>9,912,305</b>	<b>5,957,348</b>	<b>22,007,923</b>	<b>883,384</b>	<b>395,930</b>	<b>39,156,890</b>

1) Includes vehicles, furniture and utensils and computer equipment.

2) Includes transfers carried out between the items of property, plant and equipment, intangible assets, inventories and non-current assets held for sale as disclosed in note 1.2.2 (On December 31, 2019 includes right of use).

## INTANGIBLE (Tables)

12 Months Ended  
Dec. 31, 2020

### INTANGIBLE

#### Schedule of goodwill and intangible assets with indefinite useful life

	December 31, 2020	December 31, 2019
Vale Florestar <sup>(1)</sup>		45,435
Facepa	119,332	119,332
Fibria <sup>(2)</sup>	7,897,051	7,897,051
Other <sup>(3)</sup>	1,196	1,196
	<b>8,017,579</b>	<b>8,063,014</b>

- Vale Florestar's main asset is eucalyptus forests planted in leased areas, in the State of Pará, which were acquired for the purpose of supplying wood to the Maranhão Unit. On December 31, 2020, the Company tested goodwill on expected future profitability arising from business combinations with Vale Florestar and identified an impairment of R\$45,435 recognized in other operating results.
- Amount arising from the business combination with Fibria, held on January 3, 2019, when the Company acquired the net assets of Fibria for total consideration of R\$37,235,854 (note 1.3.1).
- Refer to other intangible assets with indefinite useful life such as servitude and electricity.

#### Summary of assumptions used in valuation of cash-generating units

	2021	2022	2023	2024	2025
<b>Net average pulp price – Foreign market (USD/t)</b>					
Asia	495.0	651.7	457.5	492.5	502.4
Europa	490.5	640.1	504.7	505.9	516.1
North America	535.9	647.9	510.9	512.0	522.4
Latin America	511.3	637.6	502.8	503.9	514.1
<b>Net average pulp price – Internal market (USD/t)</b>	421.6	641.4	505.7	506.9	517.1
<b>Average exchange rate (R\$/U.S.\$)</b>	5.01	4.82	4.81	4.82	4.88
	9.19%	9.19%	9.19%	9.19%	9.19%
<b>Discount rate (pos-tax)</b>	p.a.	p.a.	p.a.	p.a.	p.a.
	13.0%	13.0%	13.0%	13.0%	13.0%
<b>Discount rate (pre-tax)</b>	p.a.	p.a.	p.a.	p.a.	p.a.

#### Schedule of intangible assets with determined useful life

16. INTANGIBLE
- 16.1. Goodwill and intangible assets with indefinite useful life

	December 31, 2020	December 31, 2019
Vale Florestar <sup>(1)</sup>		45,435
Facepa	119,332	119,332
Fibria <sup>(2)</sup>	7,897,051	7,897,051
Other <sup>(3)</sup>	1,196	1,196
	<b>8,017,579</b>	<b>8,063,014</b>

- Vale Florestar's main asset is eucalyptus forests planted in leased areas, in the State of Pará, which were acquired for the purpose of supplying wood to the Maranhão Unit. On December 31, 2020, the Company tested goodwill on expected future profitability arising from business

combinations with Vale Florestar and identified an impairment of R\$45,435 recognized in other operating results.

- 2) Amount arising from the business combination with Fibria, held on January 3, 2019, when the Company acquired the net assets of Fibria for total consideration of R\$37,235,854 (note 1.3.1).
- 3) Refer to other intangible assets with indefinite useful life such as servitude and electricity.

The goodwill is based on expected future profitability supported by valuation reports, after purchase price allocation.

Goodwill are allocated to cash-generating units as presented in Note 29.4.

The calculation of the value in use of non-financial assets is done annually using the discounted cash flow method. In 2020, the Company used the strategic plan and annual budget with growing projections until 2025 and the average perpetuity of the cash generating units considering a nominal rate of 3.27% p.a. from this date, based on historical information of previous years, economic and financial projections from each specific market that the Company has operations and additionally include official information disclosed by independent institutions and government agencies.

The discount rate, after taxes, adopted by the Management was 9.19% p.a., calculated based on weighted average cost of capital (“WACC”). The assumptions in the table set forth below were also adopted:

	2021	2022	2023	2024	2025
<b>Net average pulp price – Foreign market (USD/t)</b>					
Asia	495.0	651.7	457.5	492.5	502.4
Europa	490.5	640.1	504.7	505.9	516.1
North America	535.9	647.9	510.9	512.0	522.4
Latin America	511.3	637.6	502.8	503.9	514.1
<b>Net average pulp price – Internal market (USD/t)</b>	421.6	641.4	505.7	506.9	517.1
<b>Average exchange rate (R\$/U.S.\$)</b>	5.01	4.82	4.81	4.82	4.88
<b>Discount rate (pos-tax)</b>	9.19%	9.19%	9.19%	9.19%	9.19%
	p.a.	p.a.	p.a.	p.a.	p.a.
<b>Discount rate (pre-tax)</b>	13.0%	13.0%	13.0%	13.0%	13.0%
	p.a.	p.a.	p.a.	p.a.	p.a.

The recoverability of property, plant and equipment was tested in 2020 and no impairment loss was identified.

## 16.2. Intangible assets with determined useful life

	December 31, 2020	December 31, 2019
<b>Beginning balance</b>	<b>9,649,789</b>	<b>180,311</b>
Business combination		308,681
<b>Additions</b>	<b>2,307</b>	<b>17,715</b>
Fair value adjustment on business combination		702
<b>Amortization</b>	<b>(980,385)</b>	<b>(74,332)</b>
Fair value adjustment on business combination		10,159,550
Port concession		54,470
Lease agreements		44,371
Supplier agreements		172,094
Port services agreements		694,590



Cultivars		142,744
Customer portfolio		9,030,779
Software		20,502
Fair value adjustment on business combination – Amortization (Fibria)		(956,577)
Port concession		(2,147)
Lease agreements		(7,499)
Supplier agreements		(72,097)
Port services agreements		(29,362)
Cultivars		(20,392)
Customer portfolio		(820,980)
Software		(4,100)
Fair value adjustment on business combination – Amortization (Facepa and Ibema)		(15,454)
Exchange rate variation		2,930
Transfers and others	70,238	26,263
<b>Ending balance</b>	<b>8,741,949</b>	<b>9,649,789</b>

<b>Represented by</b>	<b>Average rate %</b>		
Non-compete agreement	46.1 and 5	5,706	2,150
Research and development agreement	5.4	66,272	74,643
Ports concession	4.3	209,506	219,256
Lease agreements	16.9	29,373	36,871
Supplier agreements	12.9	85,182	99,997
Port service contracts	4.2	639,275	665,228
Cultivars	14.3	101,960	122,352
Development and implementation of systems	11.2	1,392	1,687
Trademarks and patents	10.0	16,627	20,649
Customer portfolio	9.1	7,388,820	8,217,192
Supplier agreements	17.6	41,250	51,562
Software	20.0	123,788	135,668
Others	5.0	32,798	2,534
		<b>8,741,949</b>	<b>9,649,789</b>

**TRADE ACCOUNTS  
PAYABLE (Tables)**

**12 Months Ended  
Dec. 31, 2020**

**TRADE ACCOUNTS  
PAYABLE**

Schedule of trade accounts  
payable

**17. TRADE ACCOUNTS PAYABLE**

	<b>December 31, 2020</b>	<b>December 31, 2019</b>
<b>In local currency</b>		
Related party (note 11.1) <sup>(1)</sup>	<b>2,849</b>	2,477
Third party	<b>1,865,632</b>	1,288,775
<b>In foreign currency</b>		
Third party <sup>(2)</sup>	<b>492,617</b>	1,085,207
	<b><u>2,361,098</u></b>	<u>2,376,459</u>

- 1) The balance refers to transactions with Ibema and Nemonorte, entities that are not consolidated by the Company.
- 2) The Company had a take or pay agreement with Klabin S.A., following the requirements imposed by the European Union's competition authority, this contract expired in July 2019. On December 31, 2019, the amount of R\$936,887 in the consolidated refers to purchases of Klabin's pulp.

LOANS, FINANCING AND  
DEBENTURES (Tables)

12 Months Ended  
Dec. 31, 2020

LOANS, FINANCING AND  
DEBENTURES

Schedule of loans, financing and  
debentures by type

Type	Interest rate	Average annual interest rate - %	Current		Non-current		Total	
			December 31, 2020	December 31, 2019	December 31, 2020	December 31, 2019	December 31, 2020	December 31, 2019
<b>In foreign currency</b>								
BNDDES	UMBNDDES	4.84	2,506	26,307	24,486	27,620	26,992	53,927
Bonds <sup>(1)</sup>	Fixed	5.33	779,046	640,177	37,232,554	27,375,673	38,011,600	28,015,850
Export credits (ACC - pre-payment)	LIBOR/ Fixed	1.64	718,623	1,994,868	19,400,208	15,431,478	20,118,831	17,426,346
Others			2,516	3,481			2,516	3,481
			<u>1,502,691</u>	<u>2,664,833</u>	<u>56,657,248</u>	<u>42,834,771</u>	<u>58,159,939</u>	<u>45,499,604</u>
<b>In local currency</b>								
BNDDES	TJLP	6.77	276,441	283,658	1,254,222	1,517,649	1,530,663	1,801,307
BNDDES	TLP	10.04	25,535	18,404	522,367	441,233	547,902	459,637
BNDDES	Fixed	4.94	29,115	39,325	47,177	77,333	76,292	116,658
BNDDES	SELIC	5.50	98,531	78,458	1,068,959	718,017	1,167,490	796,475
FINAME	TJLP/Fixed			4,781		9,564		14,345
BNB	Fixed			37,815		156,904		194,719
CRA ("Agribusiness Receivables Certificates")	CDI/IPCA	7.59	32,156	2,860,938	3,025,527	2,952,451	3,057,683	5,813,389
NCE (Export credit note)	CDI	5.52	15,184	131,914	1,275,045	1,270,065	1,290,229	1,401,979
Rural producer Certificate	CDI	7.81	2,738	5,840	273,578	273,303	276,316	279,143
Export credits ("Pre payment")	Fixed	7.62	77,570	77,694	1,313,661	1,312,586	1,391,231	1,390,280
FCO ("Central West Fund"), FDCO ("Central West Development Fund") and FINEP	Fixed			76,596		475,905		552,501
Debentures	CDI	6.12	7,590	9,997	5,415,061	5,412,035	5,422,651	5,422,032
Others (Revolving Cost, Working capital and Industrial Development Fund ("FDI") and fair value adjustment on business combination	Fixed	0.40	(24,165)	(62,302)	3,651	4,559	(20,514)	(57,743)
			<u>540,695</u>	<u>3,563,118</u>	<u>14,199,248</u>	<u>14,621,604</u>	<u>14,739,943</u>	<u>18,184,722</u>
			<u>2,043,386</u>	<u>6,227,951</u>	<u>70,856,496</u>	<u>57,456,375</u>	<u>72,899,882</u>	<u>63,684,326</u>
Interest on financing			935,010	886,886		136,799	935,010	1,023,685
Non-current funding			1,108,376	5,341,065	70,856,496	57,319,576	71,964,872	62,660,641
			<u>2,043,386</u>	<u>6,227,951</u>	<u>70,856,496</u>	<u>57,456,375</u>	<u>72,899,882</u>	<u>63,684,326</u>

Schedule of changes in loans, financing  
and debentures

	December 31, 2020	December 31, 2019
<b>Beginning balance</b>	<b>63,684,326</b>	<b>35,737,509</b>
Amounts from the business combination		20,667,096
Reclassification - accounts payable from lease operations		(18,225)
Fundraising	14,761,796	18,993,837
Interest accrued	3,286,254	3,362,250
Premium with repurchase of bonds	391,390	
Exchange rate variation, net	13,365,471	1,781,562
Settlement of principal	(19,092,810)	(13,994,708)
Settlement of interest	(3,244,949)	(2,977,957)
Settlement of premium with repurchase of bonds	(378,381)	
Amortization of fundraising costs	87,959	185,807

Other						<b>38,826</b>	<b>(52,845)</b>
<b>Ending balance</b>						<b><u>72,899,882</u></b>	<b><u>63,684,326</u></b>

[Schedule of non-current portion of loans, financing and debentures by maturity](#)

	2022	2023	2024	2025	2026	2027 onwards	Total
<b>In foreign currency</b>							
BNDES - Currency basket	13,356	11,130					24,486
Bonds			1,823,773	1,741,909	2,707,642	30,959,230	37,232,554
Export credits (ACC pre-payment)	1,576,020	9,549,933	4,555,079	3,250,602	468,574		19,400,208
	<b><u>1,589,376</u></b>	<b><u>9,561,063</u></b>	<b><u>6,378,852</u></b>	<b><u>4,992,511</u></b>	<b><u>3,176,216</u></b>	<b><u>30,959,230</u></b>	<b><u>56,657,248</u></b>
<b>In local currency</b>							
BNDES – TJLP	269,029	268,272	240,281	292,870	169,102	14,668	1,254,222
BNDES – TLP	18,866	18,866	18,866	17,618	21,161	426,990	522,367
BNDES – Fixed	24,558	18,606	4,013				47,177
BNDES – Selic	97,511	121,202	113,061	238,538	200,697	297,950	1,068,959
CRA (“Agribusiness Receivables Certificates”)	1,512,680	1,512,847					3,025,527
Export credit note				640,800	634,245		1,275,045
Rural producer certificate				137,500	136,078		273,578
Export credits (“Pre payment”)			1,313,661				1,313,661
Debentures				2,340,550	2,327,011	747,500	5,415,061
Others (Revolving costs, working capital, FIDC and FDI)	3,651						3,651
	<b><u>1,926,295</u></b>	<b><u>1,939,793</u></b>	<b><u>1,689,882</u></b>	<b><u>3,667,876</u></b>	<b><u>3,488,294</u></b>	<b><u>1,487,108</u></b>	<b><u>14,199,248</u></b>
	<b><u>3,515,671</u></b>	<b><u>11,500,856</u></b>	<b><u>8,068,734</u></b>	<b><u>8,660,387</u></b>	<b><u>6,664,510</u></b>	<b><u>32,446,338</u></b>	<b><u>70,856,496</u></b>

[Schedule of loans and financing by currency](#)

	December 31, 2020	December 31, 2019
Brazilian Reais	<b>14,727,803</b>	18,170,261
U.S. Dollar	<b>58,145,087</b>	45,460,138
Currency basket	<b>26,992</b>	53,927
	<b><u>72,899,882</u></b>	<b><u>63,684,326</u></b>

[Schedule of fundraising costs and premiums of securities](#)

The fundraising costs are amortized based on terms agreements and effective interest rate.

Type	Cost	Amortization	Balance to be amortized	
			December 31, 2020	December 31, 2019
Bonds	<b>390,104</b>	<b>151,536</b>	<b>238,568</b>	201,467
CRA and NCE	<b>125,222</b>	<b>92,848</b>	<b>32,374</b>	47,443
Export credits (ACC pre-payment)	<b>102,769</b>	<b>46,741</b>	<b>56,028</b>	40,382
Debentures	<b>24,467</b>	<b>8,428</b>	<b>16,039</b>	19,065
BNDES (“IOF”) <sup>(1)</sup>	<b>62,658</b>	<b>22,047</b>	<b>40,611</b>	38,447
Others	<b>18,147</b>	<b>16,725</b>	<b>1,422</b>	4,590
	<b><u>723,367</u></b>	<b><u>338,325</u></b>	<b><u>385,042</u></b>	<b><u>351,394</u></b>

1) Tax on Financial Operations

## LEASE (Tables)

**12 Months Ended  
Dec. 31, 2020**

### LEASE

#### Schedule of right of use assets

	Lands and Farms	Machines and Equipment's	Buildings	Ships and boats	Vehicles	Total
<b>Balance as of December 31, 2018</b>	—	—	—	—	—	—
Initial adoption on January 1, 2019	1,762,943	143,685	41,570	1,408,640	1,012	3,357,850
Additions	260,982	1,529	39,794	612,022		914,327
Amortization <sup>(1)</sup>	(254,280)	(15,163)	(35,365)	(116,207)	(925)	(421,940)
<b>Balance as of December 31, 2019</b>	<b>1,769,645</b>	<b>130,051</b>	<b>45,999</b>	<b>1,904,455</b>	<b>87</b>	<b>3,850,237</b>
Additions	858,085	45,624	90,616	95,768	2,675	1,092,768
Amortization <sup>(1)</sup>	(265,091)	(18,078)	(43,903)	(122,904)	(313)	(450,289)
Write-offs <sup>(2)</sup>	(74,578)	(72,332)	(1,728)			(148,638)
<b>Balance as of December 31, 2020</b>	<b>2,288,061</b>	<b>85,265</b>	<b>90,984</b>	<b>1,877,319</b>	<b>2,449</b>	<b>4,344,078</b>

1) On December 31, 2020, the amount of R\$263,613 (R\$268,081 as of December 31, 2019) related to land was reclassified to biological assets to compose the formation cost.

2) Lands and Farms, write-off due to the incorporation of legal entities (note 1.1) and machines and equipment, write-off due to the cancellation of contracts.

#### Schedule of present value of lease liabilities

The balance of lease payables for the year ended December 31, 2020, measured at present value and discounted by the respective discount rates are set forth below:

Nature of agreement	Average rate - % p.a. <sup>(1)</sup>	Maturity <sup>(2)</sup>	Present value of liabilities
Lands and farms	11.45	July 2048	2,361,538
Machines and Equipment's	10.62	July 2032	189,061
Buildings	9.80	December 2030	81,144
Ships and boats	11.39	February 2039	2,557,824
Vehicles	10.04	October 2023	2,193
			<b>5,191,760</b>

1) To determine the discount rates, quotes were obtained from financial institutions for agreements with characteristics and average terms similar to the lease agreements.

2) Refers to the original maturities of the agreements and, therefore, do not consider eventual renewal clause.

#### Summary of changes in lease liabilities

Balance as of December 31, 2018	—
Initial adoption on January 1, 2019	3,428,897
Additions	914,327
Payments	(646,487)
Accrual of financial charges	275,404
Exchange rate variation	11,929
<b>Balance as of December 31, 2019</b>	<b>3,984,070</b>
<b>Additions</b>	<b>1,092,768</b>

<b>Write-offs</b>	<b>(148,638)</b>
<b>Payments</b>	<b>(824,245)</b>
<b>Accrual of financial charges <sup>(1)</sup></b>	<b>486,286</b>
<b>Exchange rate variation</b>	<b>601,519</b>
<b>Balance as of December 31, 2020</b>	<b><u>5,191,760</u></b>

<b>Current</b>	<b>620,177</b>
<b>Non-current</b>	<b><u>4,571,583</u></b>

- 1) On December 31, 2020, the amount of R\$88,540 related to interest expenses on leased lands was capitalized to biological assets to compose the formation cost (R\$50,795 as of December 31, 2019).

[Schedule of expenses  
recognised in profit or loss](#)

In the year ended December 31, 2020, and 2019 are set for the below:

	<b>December 31, 2020</b>	<b>December 31, 2019</b>
Expenses relating to short-term assets	<b>7,365</b>	<b>37,007</b>
Expenses relating to low-value assets	<b>12,182</b>	<b>14,349</b>
	<b><u>19,547</u></b>	<b><u>51,356</u></b>

**PROVISION FOR  
JUDICIAL LIABILITIES**  
(Tables)

**12 Months Ended**  
**Dec. 31, 2020**

**PROVISION FOR  
JUDICIAL LIABILITIES**

Schedule of provisions for  
probable losses according to  
lawsuit natures

Nature of provisions	December 31, 2020		
	Judicial deposits	Provision	Provision, net
Taxes and social security	(135,641)	2,984,230	2,848,589
Labor	(57,780)	217,180	159,400
Civil and environment	(3,495)	251,461	247,966
	<u>(196,916)</u>	<u>3,452,871</u>	<u>3,255,955</u>

Nature of provisions	December 31, 2019		
	Judicial deposits	Provision	Provision, net
Taxes and social security	(124,133)	3,176,503	3,052,370
Labor	(50,464)	227,139	176,675
Civil and environment	273	283,159	283,432
	<u>(174,324)</u>	<u>3,686,801</u>	<u>3,512,477</u>

Schedule of changes in  
provisions for probable losses

	December 31, 2020				
	Tax and social		Civil and environment	Contingent liabilities <sup>(1)</sup>	Total
	security	Labor			
<b>Beginning balance</b>	<b>492,413</b>	<b>227,139</b>	<b>64,897</b>	<b>2,902,352</b>	<b>3,686,801</b>
Payments	(23,162)	(43,783)	(14,618)		(81,563)
Write-off	(23,106)	(52,333)	(25,223)	(193,099)	(293,761)
Additions	20,560	64,053	17,337		101,950
Monetary adjustment	9,365	22,104	7,975		39,444
<b>Ending balance</b>	<b>476,070</b>	<b>217,180</b>	<b>50,368</b>	<b>2,709,253</b>	<b>3,452,871</b>

- 1) Amounts arising from lawsuits with probability of loss possible and remote, of tax nature in the amount of R\$2,508,162 and civil in the amount of R\$201,091, measured and recorded at the estimated fair value resulting from the business combination with Fibria, in accordance with paragraph 23 of IFRS 3 - Business Combination.
- 2) Reversal due to a change in prognosis and/or settlement.

	December 31, 2019				
	Tax and social		Civil and environment	Contingent liabilities <sup>(1)</sup>	Total
	security	Labor			
<b>Beginning balance</b>	<b>296,869</b>	<b>50,869</b>	<b>3,532</b>		<b>351,270</b>
Business combination	139,462	185,157	64,974		389,593
Payments	(34)	(34,794)	(5,532)		(40,360)
Write-off	(3,875)	(55,730)	(13,434)		(73,039)
Additions	46,603	50,521	10,100	2,902,352	3,009,576
Monetary adjustment	13,388	31,116	5,257		49,761
<b>Ending balance</b>	<b>492,413</b>	<b>227,139</b>	<b>64,897</b>	<b>2,902,352</b>	<b>3,686,801</b>

- 1) Amounts arising from lawsuits with probability of loss possible and remote, measured and recorded at the estimated fair value resulting from the business combination with Fibria, in accordance with paragraph 23 of IFRS 3 – Business Combination.

Schedule of possible losses for which no provision has been recorded

	December 31, 2020	December 31, 2019
Taxes <sup>(1)</sup>	7,145,147	7,504,398
Labor	263,971	279,934
Civil and environment <sup>(1)</sup>	3,068,884	2,995,576
	<b>10,478,002</b>	<b>10,779,908</b>

- 1) The amounts above does not include the fair value adjustment allocated to probable contingencies of R\$2,677,970, which were recorded at fair value resulting from business combinations with Fibria, in accordance with paragraph 23 of IFRS 3 - Business Combination, as presented in note 20.1.1. above.



**EMPLOYEE BENEFIT  
PLANS (Tables)**

**12 Months Ended  
Dec. 31, 2020**

**EMPLOYEE BENEFIT PLANS**

Schedule of changes in actuarial liabilities

<b>Balance at December 31, 2018</b>	<b>430,427</b>
Business combination	147,877
Interest on employee benefits	44,496
Actuarial loss	147,640
Benefits paid in the year	<u>(34,261)</u>
<b>Balance on December 31, 2019</b>	<b>736,179</b>
Interest on employee benefits	<b>53,092</b>
Actuarial loss/gain	<b>33,843</b>
Employee contribution	<b>(88)</b>
Exchange rate variation	<b>487</b>
Benefits paid in the year	<u><b>(38,468)</b></u>
<b>Balance on December 31, 2020</b>	<b><u>785,045</u></b>

Schedule of key actuarial economic and biometric assumptions used in the calculations of liability

	<u>December 31, 2020</u>	<u>December 31, 2019</u>
<b>Economic</b>		
Discount rate – medical assistance and life insurance	<b>4.39% p.a.</b>	3.56% p.a.
Medical cost growth rate	<b>3.25% p.a.</b>	3.25% p.a.
Nominal inflation	<b>3.25% p.a.</b>	3.50% p.a.
Aging factor	<b>0 to 24 years: 1.50% p.a. 25 to 54 years: 2.50% p.a. 55 to 79 years: 4.50% p.a. Above 80 years: 2.50% p.a.</b>	0 to 24 years: 1.50% p.a. 25 to 54 years: 2.50% p.a. 55 to 79 years: 4.50% p.a. Above 80 years: 2.50% p.a.
<b>Biometric</b>		
Table of general mortality	<b>AT-2000</b>	AT-2000
Table of mortality of disable persons	<b>IAPB 57 Mercer</b>	IAPB 57
Table of entry of disable Turnover	<b>Disability 1.00% p.a.</b>	Mercer Disability 1.00% p.a.
<b>Other</b>		
Retirement age	<b>65 years 90% married Men 4 years + old</b>	65 years 90% married Men 4 years + old
Family composition	<b>100%</b>	100%

Summary of sensitivity analysis of actuarial liabilities

The Company made the sensitivity analysis regarding the relevant assumptions of the plans on December 31, 2020, as set forth below:

<u>Relevant assumptions</u>	<u>Changes in premise</u>	<u>Increase in present value, net</u>	<u>Decrease in present value, net</u>
Discount rate	0.50%	Decrease of R\$729,203	Increase of R\$824,894
Medical costs growth rate	1.00%	Increase of R\$876,554	Decrease of 689,324

Schedule of expected benefit obligation payments  
for future years

<b>Payments</b>	<b>Medical assistance and life insurance</b>
2021	35,658
2022	38,228
2023	40,886
2024	43,640
2025	46,409
2026 on onwards	274,822

**SHARE-BASED  
COMPENSATION PLAN  
(Tables)**

**12 Months Ended  
Dec. 31, 2020**

**SHARE-BASED  
COMPENSATION PLAN**

**Schedule of changes in  
phantom shares options**

	December 31, 2020	December 31, 2019	December 31, 2018
	Number of shares		
<b>Beginning balance</b>	<b>5,996,437</b>	5,045,357	5,055,519
Granted during of the year	<b>1,770,384</b>	2,413,038	1,415,476
Exercised <sup>(1)</sup>	<b>(1,789,413)</b>	(827,065)	(751,859)
Exercised due to resignation <sup>(1)</sup>	<b>(21,253)</b>	(106,983)	(153,601)
Abandoned / prescribed due to resignation	<b>(183,799)</b>	(527,910)	(520,178)
<b>Ending balance</b>	<b>5,772,356</b>	5,996,437	5,045,357

1) The average price for share options exercised and exercised due to termination of employment, for the year ended December 31, 2020 was R\$43.14 (forty-three Brazilian Reais and fourteen cents) (R\$31.75 (thirty-one Brazilian Reais and seventy-five cents) as of December 31, 2019).

**Schedule of outstanding  
phantom shares option plans**

December 31, 2020				
Plan	Grant date	Exercise date	Fair value on grant date <sup>(1)</sup>	Quantity of outstanding options granted
SAR 2016	April 1, 2016	April 1, 2021	R\$15.96	6,972
PLUS 2016	April 1, 2016	April 1, 2021	R\$15.96	4,177
SAR 2017	April 3, 2017	April 3, 2022	R\$13.30	121,555
PLUS 2017	April 3, 2017	April 3, 2022	R\$13.30	25,061
ILP 2017 - 48	April 3, 2017	April 3, 2021	R\$13.30	304,512
ILP 2017 - 60	April 3, 2017	April 3, 2022	R\$13.30	304,512
Deferral 2017	March 1, 2018	March 1, 2021	R\$19.88	162,887
Deferral 2017	March 1, 2018	March 1, 2022	R\$19.88	162,887
SAR 2018	April 2, 2018	April 2, 2023	R\$21.45	677,627
PLUS 2018	April 2, 2018	April 2, 2023	R\$21.45	74,592
ILP 2019 - 24	March 1, 2019	March 1, 2024	R\$41.10	520,000
ILP 2019 - 36	March 1, 2019	March 1, 2024	R\$41.10	520,000
Deferral 2018	March 1, 2019	March 1, 2022	R\$41.10	88,632
Deferral 2018	March 1, 2019	March 1, 2023	R\$41.10	88,632
ILP 2019 - 36 H	March 25, 2019	March 25, 2024	R\$42.19	7,500
ILP 2019 - 48 H	March 25, 2019	March 25, 2024	R\$42.19	7,500
ILP 2019 - 24 Apr	01/ April, 2019	01/ April, 2024	R\$42.81	20,000
ILP 2019 - 36 Apr	01/ April, 2019	01/ April, 2024	R\$42.81	20,000
SAR 2019	01/ April, 2019	01/ April, 2024	R\$42.81	747,848
PLUS 2019	01/ April, 2019	01/ April, 2024	R\$42.81	15,572
ILP - Retention 2019 - 24	October 1, 2019	October 1, 2021	R\$31.86	93,518
ILP 2019 - 24 Oct	October 1, 2019	October 1, 2021	R\$31.75	7,800

ILP 2019 - 36 Oct	October 1, 2019	October 1, 2022	R\$31.75	19,500
ILP 2019 - 48 Oct	October 1, 2019	October 1, 2023	R\$31.75	11,700
ILP 2020 - 36 Apr	April 1, 2020	April 1, 2023	R\$38.50	43,705
ILP 2020 - 12 Apr	April 1, 2020	April 1, 2021	R\$38.50	25,500
ILP 2020 - 24 Apr	April 1, 2020	April 1, 2022	R\$38.50	21,250
SAR 2020	April 1, 2020	April 1, 2025	R\$38.50	729,421
ILP 2020 - 36 Apr	April 1, 2020	April 1, 2023	R\$38.50	38,961
ILP 2020 - 12 Jul	July 1, 2020	July 1, 2021	R\$37.74	1,060
ILP 2020- 48 Condition A	May 1, 2020	April 30, 2024	R\$38.34	595,000
ILP 2020- 48 Condition B	May 1, 2020	April 30, 2024	R\$38.34	127,500
ILP 2020- 48 Condition C	May 1, 2020	April 30, 2024	R\$38.34	127,500
ILP - Retention 2020 - 36 Oct 1	October 1, 2020	October 1, 2023	R\$38.79	36,650
ILP - Retention 2020 - 36 Oct 2	October 1, 2020	October 1, 2023	R\$43.14	5,871
ILP Hiring/Retention Bonus 2020 - 36 Oct	October 1, 2020	October 1, 2023	R\$43.14	6,954
				<b>5,772,356</b>

(1) Amounts expressed in Reais.

[Summary of activity for common stock options](#)

Program	Date of grant	Deadline for the options to become exercisable	Price on grant date	Shares Granted	Restricted year for transfer of shares
Program 4	01/02/2018	01/02/2019	R\$ 39.10	130,435	01/02/2022

[Schedule of amounts corresponding to services received and recognized](#)

	Liabilities and equity		Income statement		
	December 31, 2020	December 31, 2019	December 31, 2020	December 31, 2019	December 31, 2018
<b>Non-current liabilities</b>					
Provision for phantom stock plan	195,135	136,505	(151,985)	(46,389)	(126,439)
<b>Shareholders' equity</b>					
Stock option granted	10,612	5,979	(4,632)	(879)	(5,170)
<b>Total general and administrative expenses from share-based transactions</b>			<b>(156,617)</b>	<b>(47,268)</b>	<b>(131,609)</b>

**LIABILITIES FOR  
ASSETS ACQUISITIONS  
AND SUBSIDIARIES**  
(Tables)

**12 Months Ended**

**Dec. 31, 2020**

**LIABILITIES FOR  
ASSETS ACQUISITIONS  
AND SUBSIDIARIES**

Schedule of liabilities for  
assets acquisitions

**23. LIABILITIES FOR ASSETS ACQUISITIONS AND SUBSIDIARIES**

	December 31, 2020	December 31, 2019
<b>Lands and forests acquisition</b>		
Real estate receivables certificates <sup>(1)</sup>	37,104	78,345
	<b>37,104</b>	<b>78,345</b>
<b>Business combination</b>		
Facepa <sup>(2)</sup>	41,721	42,533
Vale Florestar Fundo de Investimento em Participações ("VFFIP") <sup>(3)</sup>	423,403	420,737
	<b>465,124</b>	<b>463,270</b>
	<b>502,228</b>	<b>541,615</b>
<b>Current</b>	<b>101,515</b>	94,414
<b>Non-current</b>	<b>400,713</b>	447,201

- 1) Refers to obligations with the acquisition of land, farms, reforestation and houses built in Maranhão, updated by IPCA.
- 2) Acquired in March 2018, for the amount of R\$307,876, upon payment of R\$267,876 and the remaining updated at IPCA, adjusted by possible losses incurred up to the payment date, with maturities in March 2023 and March 2028.
- 3) On August 2014, the Company acquired the Vale Florestar S.A. through VFFIP, for the total amount of R\$528,941 with a upon payment of R\$44,998 and remaining with maturity to August 2029. The monthly settlements are subject to interest and updated by the variation of the U.S. Dollar exchange rate and partially updated by the IPCA.

SHAREHOLDERS'  
EQUITY (Tables)

12 Months Ended  
Dec. 31, 2020

SHAREHOLDERS'  
EQUITY

Schedule of share capital

Shareholder	Ordinary	
	Quantity	(%)
<b>Shareholder</b>		
<b>Controlling Shareholders</b>		
Suzano Holding S.A.	367,612,329	27.01
Controller	194,809,797	14.31
Managements	34,400,167	2.53
Alden Fundo de Investimento em Ações	26,154,741	1.92
	<b>622,977,034</b>	<b>45.77</b>
Treasury	12,042,004	0.88
Votorantim S.A.	50,180,059	3.69
Other shareholders	676,064,487	49.66
	<b>1,361,263,584</b>	<b>100.00</b>

Schedule of other reserves

	Debtore conversion	Actuarial loss	Exchange variation and fair value of financial assets	Exchange variation on conversion of financial statements of foreign subsidiaries	Deemed cost	Total
<b>Balances at December 31, 2018</b>	(45,746)	(98,490)	—	164,168	2,301,776	2,321,708
Actuarial loss		(95,628)				(95,628)
Gain on conversion of financial asset and fair value			2,360			2,360
Gain on conversion of financial statements and on foreign investments				45,819		45,819
Realization of deemed cost, net of taxes					(52,918)	(52,918)
<b>Balances at December 31, 2019</b>	(45,746)	(194,118)	2,360	209,987	2,248,858	2,221,341
Actuarial loss		(22,037)				(22,037)
Gain on conversion of financial asset and fair value			4,151			4,151
Loss on conversion of financial statements and on foreign investments				(2,857)		(2,857)
Partial realization of deemed cost, net of taxes					(70,654)	(70,654)
<b>Balances at December 31, 2020</b>	(45,746)	(216,155)	6,511	207,130	2,178,204	2,129,944

Schedule of treasury shares

Quantity	Average cost per share	Historical value	Market value
----------	---------------------------	---------------------	-----------------

<b>Balances at December 31, 2018</b>	<u>12,042,004</u>	<u>18.13</u>	<u>218,265</u>	<u>458,560</u>
<b>Balances at December 31, 2019</b>	<u>12,042,004</u>	<u>18.13</u>	<u>218,265</u>	<u>477,827</u>
<b>Balances at December 31, 2020</b>	<u><b>12,042,004</b></u>	<u><b>18.13</b></u>	<u><b>218,265</b></u>	<u><b>704,939</b></u>

[Schedule of result absorption](#)

	Limit on share capital%	Result absorption		Reserve balances	
		December 31, 2020	December 31, 2019	December 31, 2020	December 31, 2019
Realization of deemed cost, net of taxes		<b>(70,654)</b>	(52,918)		
Tax incentive reserve			(684,563)		
Special statutory reserve			(242,612)		
Legal reserve	20%	<b>(317,144)</b>	(105,670)		317,144
Capital increase reserve	80%		(1,730,629)		
Capital reserve		<b>(6,410,885)</b>		<b>10,612</b>	6,416,864
Unclaimed dividends forfeited		<b>(130)</b>	(1,126)		
		<u><b>(6,798,813)</b></u>	<u>(2,817,518)</u>	<u><b>10,612</b></u>	<u>6,734,008</u>

**EARNINGS (LOSS) PER  
SHARE (Tables)**

**12 Months Ended  
Dec. 31, 2020**

**EARNINGS (LOSS) PER SHARE**

Schedule of basic earnings (losses)  
per share

	December 31, 2020	December 31, 2019	December 31, 2018
<b>Resulted of the year attributable for controlling shareholders'</b>	<b>(10,724,828)</b>	(2,817,518)	319,693
Weighted average number of shares in the year	<b>1,361,264</b>	1,361,264	1,105,826
Weighted average treasury shares	<b>(12,042)</b>	(12,042)	(12,333)
Weighted average number of outstanding shares	<b>1,349,222</b>	1,349,222	1,093,493
<b>Basic loss per common share - R\$</b>	<b><u>(7.94890)</u></b>	<u>(2.08825)</u>	<u>0.29236</u>

Schedule of diluted earnings (losses)  
per share

	December 31, 2020	December 31, 2019	December 31, 2018
<b>Resulted of the year attributed to controlling shareholders'</b>	<b>(10,724,828)</b>	(2,817,518)	319,693
Weighted average number of shares in the year (except treasury shares)	<b>1,349,222</b>	1,349,222	1,093,493
Adjustment by stock options			1,386
Weighted average number of shares (diluted)	<b>1,349,222</b>	1,349,222	1,094,879
<b>Diluted loss per common share - R\$</b>	<b><u>(7.94890)</u></b>	<u>(2.08825)</u>	<u>0.29199</u>



**NET FINANCIAL RESULT**  
**(Tables)**

**12 Months Ended**  
**Dec. 31, 2020**

**NET FINANCIAL RESULT**  
**Schedule of net financial result**

	December 31, 2020	December 31, 2019	December 31, 2018
<b>Financial expenses</b>			
Interest on loans, financing and debentures <sup>(1)</sup>	<b>(3,275,618)</b>	(3,358,806)	(1,033,485)
Premium with repurchase of bonds	<b>(391,390)</b>		
Amortization of fundraising costs <sup>(2)</sup>	<b>(101,741)</b>	(220,642)	(44,499)
Amortization of fair value adjustment on business combination	<b>(38,826)</b>	1,548	
Adjustment to present value - lease	<b>(486,286)</b>	(275,404)	
Other financial expenses	<b>(165,564)</b>	(325,544)	(422,390)
	<b>(4,459,425)</b>	(4,178,848)	(1,500,374)
<b>Financial income</b>			
Cash and cash equivalents and marketable securities	<b>146,930</b>	392,018	442,378
Amortization of fair value adjustment on business combination	<b>95,238</b>	37,412	
Other financial income	<b>85,307</b>	63,816	17,329
	<b>327,475</b>	493,246	459,707
<b>Income from derivative financial instruments</b>			
Income	<b>7,283,864</b>	2,711,394	588,049
Expenses	<b>(16,706,546)</b>	(3,786,646)	(3,323,245)
	<b>(9,422,682)</b>	(1,075,252)	(2,735,196)
<b>Monetary and exchange rate variation, net</b>			
Exchange rate variation on loans, financing and debentures	<b>(13,365,471)</b>	(1,781,562)	(1,311,061)
Lease	<b>(601,519)</b>	(19,327)	
Other assets and liabilities <sup>(3)</sup>	<b>1,436,099</b>	(164,038)	244,411
	<b>(12,530,891)</b>	(1,964,927)	(1,066,650)
	<b>(26,085,523)</b>	(6,725,781)	(4,842,513)

- 1) Does not include the amount of R\$10,636 arising from capitalized interest in the year ended on December 31, 2002 (R\$4,213 in the year ended on December 31, 2019).
- 2) Includes an expense of R\$13,783 arising from transaction costs with loans and financing that were recognized directly to the income statement (R\$34,836 as of December 31, 2019).
- 3) Includes effects of exchange rate variations of trade accounts receivable, trade account payable, cash and cash equivalents, marketable securities and other.

**NET SALES (Tables)**

**12 Months Ended  
Dec. 31, 2020**

**NET SALES**

Schedule of reconciliation from gross sales to net sales  
revenue

	December 31, 2020	December 31, 2019	December 31, 2018
<b>Gross sales</b>	<b>35,663,758</b>	31,395,955	14,802,821
<b>Sales deductions</b>			
Adjustment to present value		(5,316)	(4,984)
Returns and cancelations	(68,367)	(109,641)	(75,477)
Discounts and rebates	(3,830,267)	(3,835,140)	(15,695)
	<u>31,765,124</u>	<u>27,445,858</u>	<u>14,706,665</u>
Taxes on sales	(1,304,847)	(1,432,908)	(1,263,289)
<b>Net sales</b>	<b><u>30,460,277</u></b>	<b><u>26,012,950</u></b>	<b><u>13,443,376</u></b>

SEGMENT  
INFORMATION (Tables)

12 Months Ended  
Dec. 31, 2020

SEGMENT  
INFORMATION

Schedule of operating  
segments

	December 31, 2020			
	Pulp	Paper	Not segmented	Total
<b>Net sales</b>	<b>25,578,265</b>	<b>4,882,012</b>		<b>30,460,277</b>
Domestic market (Brazil)	1,609,449	3,358,186		4,967,635
Foreign market	23,968,816	1,523,826		25,492,642
Asia	12,921,081	196,266		13,117,347
Europe	6,409,879	262,924		6,672,803
North America	4,340,956	263,328		4,604,284
South and Central America	184,590	723,603		908,193
Africa	112,310	77,705		190,015
<b>Cost of sales</b>	<b>(15,754,930)</b>	<b>(3,211,401)</b>		<b>(18,966,331)</b>
<b>Gross profit</b>	<b>9,823,335</b>	<b>1,670,611</b>		<b>11,493,946</b>
<i>Gross margin (%)</i>	<i>38.4%</i>	<i>34.2%</i>		<i>37.7%</i>
<b>Operating income (expenses)</b>	<b>(2,409,483)</b>	<b>(641,069)</b>		<b>(3,050,552)</b>
Selling	(1,770,036)	(404,616)		(2,174,652)
General and administrative	(1,016,093)	(427,099)		(1,443,192)
Other operating, net	390,178	140,972		531,150
Income(loss) from associates and joint ventures	(13,532)	49,674		36,142
<b>Operating profit before net financial income ("EBIT")<sup>(1)</sup></b>	<b>7,413,852</b>	<b>1,029,542</b>		<b>8,443,394</b>
<i>Operating margin (%)</i>	<i>29.0%</i>	<i>21.1%</i>		<i>27.7%</i>
<b>Financial result, net</b>			<b>(26,085,523)</b>	<b>(26,085,523)</b>
<b>Net income (loss) before taxes</b>	<b>7,413,852</b>	<b>1,029,542</b>	<b>(26,085,523)</b>	<b>(17,642,129)</b>
<b>Income taxes</b>			<b>6,927,194</b>	<b>6,927,194</b>
<b>Net income (loss) for the year</b>	<b>7,413,852</b>	<b>1,029,542</b>	<b>(19,158,329)</b>	<b>(10,714,935)</b>
<i>Profit (loss) margin for the year (%)</i>	<i>29.0%</i>	<i>21.1%</i>		<i>(35.2)%</i>
<b>Result of the year attributable to controlling Shareholders</b>	<b>7,413,852</b>	<b>1,029,542</b>	<b>(19,168,222)</b>	<b>(10,724,828)</b>
<b>Result of the year attributed to non-controlling shareholders</b>			<b>9,893</b>	<b>9,893</b>
<b>Depreciation, depletion and amortization</b>	<b>6,232,376</b>	<b>540,404</b>		<b>6,772,780</b>

1) Earnings before interest and tax.

	December 31, 2019			
	Pulp	Paper	Not segmented	Total
<b>Net sales</b>	<b>21,027,686</b>	<b>4,985,264</b>		<b>26,012,950</b>
Domestic market (Brazil)	1,833,936	3,480,279		5,314,215
Foreign market	19,193,750	1,504,985		20,698,735
Asia	9,605,799	136,882		9,742,681
Europe	5,950,832	221,697		6,172,529
North America	3,592,563	382,628		3,975,191
South and Central America	44,556	710,086		754,642
Africa		53,692		53,692

<b>Cost of sales</b>	<u>(17,440,018)</u>	<u>(3,303,464)</u>		<u>(20,743,482)</u>
<b>Gross profit</b>	<u>3,587,668</u>	<u>1,681,800</u>		<u>5,269,468</u>
<i>Gross margin (%)</i>	17.1%	33.7%		20.3%
<b>Operating income (expenses)</b>	(2,089,286)	(679,719)	128,115	(2,640,890)
Selling	(1,503,775)	(401,504)		(1,905,279)
General and administrative	(806,774)	(366,584)		(1,173,358)
Other operating, net	209,577	68,062	128,115	405,754
Income from associates and joint ventures	11,686	20,307		31,993
<b>Operating profit before net financial income ("EBIT")<sup>(1)</sup></b>	<u>1,498,382</u>	<u>1,002,081</u>	<u>128,115</u>	<u>2,628,578</u>
<i>Operating margin (%)</i>	7.1%	20.1%		10.1%
<b>Financial result, net</b>			(6,725,781)	(6,725,781)
<b>Net income (loss) before taxes</b>	1,498,382	1,002,081	(6,597,666)	(4,097,203)
<b>Income taxes</b>			1,282,461	1,282,461
<b>Net income (loss) for the year</b>	<u>1,498,382</u>	<u>1,002,081</u>	<u>(5,315,205)</u>	<u>(2,814,742)</u>
<i>Profit (loss) margin for the year (%)</i>	7.1%	20.1%		(10.8)%
<b>Result of the year attributable to controlling Shareholders</b>	<u>1,498,382</u>	<u>1,002,081</u>	<u>(5,317,981)</u>	<u>(2,817,518)</u>
<b>Result of the year attributed to non-controlling shareholders</b>			2,776	2,776
<b>Depreciation, depletion and amortization</b>	7,575,630	516,322		8,091,952

1) Earnings before interest and tax.

	<b>December 31, 2018</b>			
	<b>Pulp</b>	<b>Paper</b>	<b>Not segmented</b>	<b>Total</b>
<b>Net sales</b>	8,783,274	4,660,102		13,443,376
Domestic market (Brazil)	744,566	3,307,074		4,051,640
Foreign market	8,038,708	1,353,028		9,391,736
Asia	3,837,998	101,695		3,939,693
Europe	2,810,899	225,111		3,036,010
North America	1,340,907	210,831		1,551,738
South and Central America	48,904	774,730		823,634
Africa		40,661		40,661
<b>Cost of sales</b>	<u>(3,965,912)</u>	<u>(2,956,419)</u>		<u>(6,922,331)</u>
<b>Gross profit</b>	<u>4,817,362</u>	<u>1,703,683</u>		<u>6,521,045</u>
<i>Gross margin (%)</i>	54.8%	36.6%		48.5%
<b>Operating income (expenses)</b>	(626,887)	(886,347)		(1,513,234)
Selling expenses	(212,869)	(385,857)		(598,726)
General and administrative expenses	(275,859)	(549,350)		(825,209)
Other operating income (expenses), net	(138,159)	41,284		(96,875)
Income from associates and joint ventures		7,576		7,576
<b>Operating profit before net financial income ("EBIT")<sup>(1)</sup></b>	<u>4,190,475</u>	<u>817,336</u>		<u>5,007,811</u>
<i>Operating margin (%)</i>	47.7%	17.5%		37.3%
<b>Financial result, net</b>			(4,842,513)	(4,842,513)
<b>Net income (loss) before taxes</b>	4,190,475	817,336	(4,842,513)	165,298

<b>Income taxes</b>			154,516	154,516
<b>Net income (loss) for the year</b>	<u>4,190,475</u>	<u>817,336</u>	<u>(4,687,997)</u>	<u>319,814</u>
<i>Profit margin for the year (%)</i>	47.7%	17.5%		2.5%
<b>Result of the year attributable to controlling shareholders</b>	<u>4,190,475</u>	<u>817,336</u>	<u>(4,688,118)</u>	<u>319,693</u>
<b>Result of the year attributed to non-controlling shareholders</b>			121	121
<b>Depreciation, depletion and amortization</b>	<u>1,105,381</u>	<u>457,842</u>		<u>1,563,223</u>

1) Earnings before interest and tax.

#### Schedule of paper net sales by product

<b>Products</b>	<b>December 31, 2020</b>	<b>December 31, 2019</b>	<b>December 31, 2018</b>
Market pulp <sup>(1)</sup>	<u>25,578,265</u>	21,027,686	8,783,274
Printing and writing paper <sup>(2)</sup>	<u>3,891,002</u>	4,100,502	3,834,380
Paperboard	<u>935,047</u>	823,360	764,701
Other	<u>55,963</u>	61,402	61,021
<b>Net sales</b>	<u><b>30,460,277</b></u>	<u>26,012,950</u>	<u>13,443,376</u>

1) Net sale from fluff pulp represents approximately 0.6% of total net sales and, therefore, was included in market pulp net sales.

2) Tissue is a recently launched product and its revenues represent approximately 2.6% of total net sales and, therefore, was included in printing and writing paper net sales.

#### Goodwill based on expected future profitability

	<b>December 31, 2020</b>	<b>December 31, 2019</b>
Pulp	<u>7,897,051</u>	7,942,486
Consumer goods	<u>119,332</u>	119,332
	<u><b>8,016,383</b></u>	<u>8,061,818</u>

**RESULTS BY NATURE**  
(Tables)

**12 Months Ended**  
**Dec. 31, 2020**

**RESULTS BY NATURE**

Schedule of results by nature

	December 31, 2020	December 31, 2019	December 31, 2018
<b>Cost of sales <sup>(1)</sup></b>			
Personnel expenses	(997,080)	(1,374,331)	(649,741)
Variable cost	(7,533,152)	(10,067,716)	(3,197,895)
Logistics cost	(4,156,096)	(2,776,021)	(1,044,899)
Depreciation, depletion and amortization <sup>(2)</sup>	(5,773,088)	(7,135,049)	(1,523,935)
Operating expenses COVID-19 <sup>(3)</sup>	(95,024)		
Other <sup>(4)</sup>	(411,891)	609,635	(505,861)
	<u>(18,966,331)</u>	<u>(20,743,482)</u>	<u>(6,922,331)</u>
<b>Selling expenses</b>			
Personnel expenses	(205,636)	(215,640)	(145,844)
Services	(114,143)	(85,161)	(78,227)
Logistics cost	(852,562)	(618,089)	(297,129)
Depreciation and amortization	(905,880)	(904,748)	(4,471)
Other <sup>(5)</sup>	(96,431)	(81,641)	(73,055)
	<u>(2,174,652)</u>	<u>(1,905,279)</u>	<u>(598,726)</u>
<b>General and Administrative expenses</b>			
Personnel expenses	(862,308)	(642,543)	(469,661)
Services	(311,975)	(323,841)	(235,544)
Depreciation and amortization	(78,275)	(26,221)	(34,817)
Social actions COVID-19	(48,590)		
Operating expenses COVID-19 <sup>(3)</sup>	(41,076)		
Other <sup>(6)</sup>	(100,968)	(180,753)	(85,187)
	<u>(1,443,192)</u>	<u>(1,173,358)</u>	<u>(825,209)</u>
<b>Other operating (expenses) income net</b>			
Rents and leases	4,303	5,805	
Result from sale of other products, net	56,791	15,229	8,785
Result from sale and disposal of property, plant and equipment and biological assets, net <sup>(4)</sup>	56,984	(63,454)	4,523
Result on fair value adjustment of biological assets	466,484	185,399	(129,187)
Insurance reimbursement	5,025	7,917	
Amortization of intangible assets	(15,537)	(20,336)	(9,947)
Trade agreement credits <sup>(5)</sup>		87,000	51,846
Result on disposal of investments	(9,404)		
Tax credits - gains in tax lawsuit (ICMS from the PIS/COFINS calculation basis) <sup>(6)</sup>		128,115	335
Provision for loss and write-off of property, plant and equipment and biological assets			(18,103)
Other operating income (expenses), net	(33,496)	60,079	(5,127)
	<u>531,150</u>	<u>405,754</u>	<u>(96,875)</u>

- 1) Includes R\$524,411 related to idle capacity and maintenance downtime (R\$615,394 as of December 31, 2019).
- 2) In the year ended December 31, 2020 includes amortization of the inventories step up, arising from the business combination with Fibria, in the amount of R\$2,178,903.
- 3) Includes, mainly, expenses in the facilities units for the upgrading of cafeterias and workplaces, expansion of the frequency of conservation, cleaning, hygiene and maintenance of common areas, public transport with more space between passengers, distribution of masks and realization rapid tests on employees working in facilities units.
- 4) Includes R\$3,177 related to dismantling cost arising from land lease agreement used in the formation of the cost of biological assets.

- 5) Includes expected credit losses, insurance, materials of use and consumption, travel, accommodation, trade fairs and events.
- 6) Includes corporate expenses, insurance, materials of use and consumption, social programs and donations, travel and accommodation.

COMPANY'S OPERATIONS - Equity interest (Details) - item	12 Months Ended		
	Dec. 30, 2020	Dec. 31, 2020	Dec. 31, 2019
<u>Veracel Celulose S.A.</u>			
<b><u>COMPANY'S OPERATIONS</u></b>			
Percentage of ownership interest in subsidiary <u>Ibema Companhia Brasileira de Papel.</u>		50.00%	50.00%
<b><u>COMPANY'S OPERATIONS</u></b>			
Percentage of ownership interest in associate <u>Ensyn Corporation</u>		49.90%	49.90%
<b><u>COMPANY'S OPERATIONS</u></b>			
Percentage of ownership interest in associate <u>F&amp;E Tecnologias LLC</u>		25.30%	25.30%
<b><u>COMPANY'S OPERATIONS</u></b>			
Percentage of ownership interest in associate <u>Spinova OY</u>		50.00%	50.00%
<b><u>COMPANY'S OPERATIONS</u></b>			
Percentage of ownership interest in associate <u>CelluForce Inc.</u>		23.44%	24.06%
<b><u>COMPANY'S OPERATIONS</u></b>			
Percentage of ownership in equity securities measured at FVOCI <u>AGFA - Com. Adm. e Participacoes Ltda.</u>		8.30%	8.30%
<b><u>COMPANY'S OPERATIONS</u></b>			
Percentage of ownership interest in subsidiary <u>Asapir Producao Florestal e Comercio Ltda.</u>			100.00%
<b><u>COMPANY'S OPERATIONS</u></b>			
Percentage of ownership interest in subsidiary <u>Comercial e Agricola Paineiras Ltda.</u>			100.00%
<b><u>COMPANY'S OPERATIONS</u></b>			
Percentage of ownership interest in subsidiary <u>F&amp;E Tecnologia do Brasil S.A.</u>			99.99%
<b><u>COMPANY'S OPERATIONS</u></b>			
Percentage of ownership interest in subsidiary <u>Facepa - Fabrica de Papel da Amazonia S.A.</u>		100.00%	100.00%
<b><u>COMPANY'S OPERATIONS</u></b>			
Percentage of ownership interest in subsidiary <u>Fibria Celulose (USA) Inc.</u>			92.80%
<b><u>COMPANY'S OPERATIONS</u></b>			
Percentage of ownership interest in subsidiary <u>Fibria Overseas Finance Ltd.</u>		100.00%	100.00%
<b><u>COMPANY'S OPERATIONS</u></b>			
Percentage of ownership interest in subsidiary <u>Fibria Terminais Portuarios S.A.</u>		100.00%	100.00%



**COMPANY'S OPERATIONS**

Percentage of ownership interest in subsidiary 100.00%  
Fibria Terminal de Celulose de Santos SPE S.A.

**COMPANY'S OPERATIONS**

Percentage of ownership interest in subsidiary 100.00% 100.00%  
FuturaGene AgriDev Xinjiang Company Ltd.

**COMPANY'S OPERATIONS**

Percentage of ownership interest in subsidiary 100.00% 100.00%  
FuturaGene Biotechnology Shangai Company Ltd.

**COMPANY'S OPERATIONS**

Percentage of ownership interest in subsidiary 100.00% 100.00%  
FuturaGene Brasil Tecnologia Ltda.

**COMPANY'S OPERATIONS**

Percentage of ownership interest in subsidiary 100.00%  
FuturaGene Delaware Inc.

**COMPANY'S OPERATIONS**

Percentage of ownership interest in subsidiary 100.00% 100.00%  
FuturaGene Hong Kong Ltd.

**COMPANY'S OPERATIONS**

Percentage of ownership interest in subsidiary 100.00% 100.00%  
FuturaGene Inc.

**COMPANY'S OPERATIONS**

Percentage of ownership interest in subsidiary 100.00% 100.00%  
FuturaGene Israel Ltd.

**COMPANY'S OPERATIONS**

Percentage of ownership interest in subsidiary 100.00% 100.00%  
FuturaGene Ltd.

**COMPANY'S OPERATIONS**

Percentage of ownership interest in subsidiary 100.00% 100.00%  
Gansu FuturaGene Biotech Co. Ltd.

**COMPANY'S OPERATIONS**

Percentage of ownership interest in subsidiary 100.00%  
Itacel - Terminal de Celulose de Itaqui S.A.

**COMPANY'S OPERATIONS**

Percentage of ownership interest in subsidiary 100.00% 100.00%  
Maxcel Empreendimentos e Participacoes S.A.

**COMPANY'S OPERATIONS**

Percentage of ownership interest in subsidiary 100.00% 100.00%  
Mucuri Energetica S.A.

**COMPANY'S OPERATIONS**

Percentage of ownership interest in subsidiary 100.00% 100.00%  
Ondurman Empreendimentos Imobiliarios Ltda.

**COMPANY'S OPERATIONS**

Percentage of ownership interest in subsidiary 100.00%

<a href="#"><u>Paineiras Logistica e Transportes Ltda.</u></a>		
<b><u>COMPANY'S OPERATIONS</u></b>		
<a href="#"><u>Percentage of ownership interest in subsidiary</u></a>	100.00%	100.00%
<a href="#"><u>Portocel - Terminal Espec. Barra do Riacho S.A.</u></a>		
<b><u>COMPANY'S OPERATIONS</u></b>		
<a href="#"><u>Percentage of ownership interest in subsidiary</u></a>	51.00%	51.00%
<a href="#"><u>Projetos Especiais e Investimentos Ltda.</u></a>		
<b><u>COMPANY'S OPERATIONS</u></b>		
<a href="#"><u>Percentage of ownership interest in subsidiary</u></a>	100.00%	100.00%
<a href="#"><u>Rio Verde Participacoes e Propriedades Rurais S.A.</u></a>		
<b><u>COMPANY'S OPERATIONS</u></b>		
<a href="#"><u>Percentage of ownership interest in subsidiary</u></a>	100.00%	100.00%
<a href="#"><u>SFBC Participacoes Ltda.</u></a>		
<b><u>COMPANY'S OPERATIONS</u></b>		
<a href="#"><u>Percentage of ownership interest in subsidiary</u></a>	100.00%	
<a href="#"><u>Stenfar S.A. Indl. Coml. Imp. Y. Exp.</u></a>		
<b><u>COMPANY'S OPERATIONS</u></b>		
<a href="#"><u>Percentage of ownership interest in subsidiary</u></a>	100.00%	100.00%
<a href="#"><u>Stenfar S.A. Indl. Coml. Imp. Y. Exp.   Comercial e Agricola Paineiras</u></a>		
<a href="#"><u>Ltda.</u></a>		
<b><u>COMPANY'S OPERATIONS</u></b>		
<a href="#"><u>Percentage of ownership interest in subsidiary</u></a>	10.00%	
<a href="#"><u>Suzano Austria GmbH</u></a>		
<b><u>COMPANY'S OPERATIONS</u></b>		
<a href="#"><u>Percentage of ownership interest in subsidiary</u></a>	100.00%	100.00%
<a href="#"><u>Suzano Canada Inc.</u></a>		
<b><u>COMPANY'S OPERATIONS</u></b>		
<a href="#"><u>Percentage of ownership interest in subsidiary</u></a>	100.00%	100.00%
<a href="#"><u>Suzano International Trade GmbH</u></a>		
<b><u>COMPANY'S OPERATIONS</u></b>		
<a href="#"><u>Percentage of ownership interest in subsidiary</u></a>	100.00%	100.00%
<a href="#"><u>Suzano Operacoes Industriais e Florestais S.A.</u></a>		
<b><u>COMPANY'S OPERATIONS</u></b>		
<a href="#"><u>Percentage of ownership interest in subsidiary</u></a>	100.00%	
<a href="#"><u>Suzano Participacoes do Brasil Ltda.</u></a>		
<b><u>COMPANY'S OPERATIONS</u></b>		
<a href="#"><u>Percentage of ownership interest in subsidiary</u></a>	100.00%	
<a href="#"><u>Suzano Pulp and Paper America Inc.</u></a>		
<b><u>COMPANY'S OPERATIONS</u></b>		
<a href="#"><u>Percentage of ownership interest in subsidiary</u></a>	100.00%	100.00%
<a href="#"><u>Suzano Pulp and Paper Europe S.A.</u></a>		
<b><u>COMPANY'S OPERATIONS</u></b>		
<a href="#"><u>Percentage of ownership interest in subsidiary</u></a>	100.00%	100.00%
<a href="#"><u>Suzano Shanghai Ltd.</u></a>		

**COMPANY'S OPERATIONS**

Percentage of ownership interest in subsidiary 100.00%  
Suzano Trading International KFT

**COMPANY'S OPERATIONS**

Percentage of ownership interest in subsidiary 100.00% 100.00%  
Suzano Trading Ltd.

**COMPANY'S OPERATIONS**

Percentage of ownership interest in subsidiary 100.00% 100.00%  
Suzano Holding S.A.

**COMPANY'S OPERATIONS**

Number of industrial units 11  
Percentage of ownership interest in subsidiary 45.77%  
Suzano Holding S.A. | Stenfar S.A. Indl. Coml. Imp. Y. Exp.

**COMPANY'S OPERATIONS**

Percentage of ownership interest in subsidiary 90.00%

**COMPANY'S  
OPERATIONS - Effects  
arising from COVID 19  
(Details) - Covid 19  
R\$ in Thousands**

**12 Months Ended  
Dec. 31, 2020  
BRL (R\$)  
item**

**COMPANY'S OPERATIONS**

<u>Number of respirators acquired for donation</u>	159
<u>Number of hospital masks acquired for donation</u>	1,000,000
<u>Disbursement to support production of respirators   R\$</u>	R\$ 9,584
<u>Duration of payroll maintenance of service providers</u>	90 days
<u>Percentage of payroll of service providers maintained</u>	100.00%
<u>Number of communities supported</u>	38
<u>Number of states supported</u>	5
<u>Number of masks to be provided</u>	125,000
<u>Aggregate disbursements made for social actions   R\$</u>	R\$ 48,590

COMPANY'S OPERATIONS - Sale of rural properties and forests (Details) R\$ in Thousands	12 Months Ended	
	Nov. 20, 2020 BRL (R\$) ha	Dec. 31, 2020 BRL (R\$)
<b><u>COMPANY'S OPERATIONS</u></b>		
<u>Assets held for sale</u>		R\$ 313,338
<u>Purchase and sale agreement</u>		
<b><u>COMPANY'S OPERATIONS</u></b>		
<u>Area of rural property included in the purchase and sale agreement (in hectares)   ha</u>	21,066	
<u>Buyers commitment to purchase an additional volume of wood</u>	R\$ 1,056,756	
<u>Buyers commitment to purchase rural properties from the Company</u>	680,895	
<u>Buyers commitment to purchase mature eucalyptus forests and immature forests in formation from the Company</u>	375,860	
<u>Buyers commitment to transfer lease agreements from the Company</u>	R\$ 1	
<u>Assets held for sale</u>		313,338
<u>Purchase and sale agreement   Property, plant and equipment</u>		
<b><u>COMPANY'S OPERATIONS</u></b>		
<u>Assets held for sale</u>		289,867
<u>Purchase and sale agreement   Biological assets</u>		
<b><u>COMPANY'S OPERATIONS</u></b>		
<u>Assets held for sale</u>		R\$ 23,471
<u>Maturity period for eucalyptus forests</u>		7 years
<u>Immature eucalyptus forests in formation classified as biological assets</u>		R\$ 140,142

**COMPANY'S  
OPERATIONS - Approval of  
the legal merger of Facepa  
(Details) - BRL (R\$)  
R\$ in Thousands**

**Dec. 31, 2020 Dec. 31, 2019 Dec. 31, 2018 Dec. 31, 2017**

**CURRENT**

<u>Cash and cash equivalents</u>	R\$ 6,835,057	R\$ 3,249,127	R\$ 4,387,453	R\$ 1,076,833
<u>Trade accounts receivable</u>	2,915,206	3,035,817		
<u>Inventories</u>	4,009,335	4,685,595		
<u>Recoverable taxes</u>	406,850	997,201		
<u>Other assets</u>	738,924	335,112		
<u>Total current assets</u>	17,957,994	18,884,237		

**NON CURRENT**

<u>Recoverable taxes</u>	834,575	708,914		
<u>Deferred taxes</u>	8,677,002	2,134,040		
<u>Judicial deposits</u>	257,789	268,672		
<u>Property, plant and equipment</u>	39,156,890	41,120,945		
<u>Right of use</u>	4,344,078	3,850,237	0	
<u>Intangible assets</u>	8,741,949	9,649,789	180,311	
<u>TOTAL ASSET</u>	101,800,748	97,908,225		

**CURRENT**

<u>Trade accounts payable</u>	2,361,098	2,376,459		
<u>Lease liabilities</u>	620,177	656,844		
<u>Taxes payable</u>	170,482	307,639		
<u>Payroll and charges</u>	492,728	400,435		
<u>Dividends payable</u>	6,232	5,720		
<u>Other liabilities</u>	360,916	456,338		
<u>Total current liabilities</u>	8,172,823	11,479,195		

**NON CURRENT**

<u>Loans and financing</u>	70,856,496	57,456,375		
<u>Lease liabilities</u>	4,571,583	3,327,226		
<u>Provision for judicial liabilities</u>	3,255,955	3,512,477		
<u>Total non-current liabilities</u>	86,290,547	68,341,061		
<u>TOTAL LIABILITIES</u>	94,463,370	79,820,256		

**EQUITY**

<u>Accumulated profit</u>		317,144		
<u>Total equity</u>	7,337,378	18,087,969	R\$ 12,025,934	R\$ 11,616,610
<u>TOTAL LIABILITIES AND EQUITY</u>	101,800,748	R\$ 97,908,225		

Facepa

**CURRENT**

<u>Cash and cash equivalents</u>	47,397
<u>Trade accounts receivable</u>	53,777
<u>Inventories</u>	34,977
<u>Recoverable taxes</u>	45,738

<u>Other assets</u>	1,845
<u>Total current assets</u>	183,734
<b><u>NON CURRENT</u></b>	
<u>Recoverable taxes</u>	183
<u>Deferred taxes</u>	4,498
<u>Judicial deposits</u>	1,231
<u>Total</u>	5,912
<u>Investment</u>	15,839
<u>Property, plant and equipment</u>	65,487
<u>Right of use</u>	1,389
<u>Intangible assets</u>	120
<u>Total</u>	82,835
<u>Total non-current assets</u>	88,747
<b><u>TOTAL ASSET</u></b>	<b>272,481</b>
<b><u>CURRENT</u></b>	
<u>Trade accounts payable</u>	219,578
<u>Lease liabilities</u>	451
<u>Taxes payable</u>	1,813
<u>Payroll and charges</u>	7,064
<u>Dividends payable</u>	8,004
<u>Other liabilities</u>	4,515
<u>Total current liabilities</u>	241,425
<b><u>NON CURRENT</u></b>	
<u>Loans and financing</u>	3,650
<u>Lease liabilities</u>	1,011
<u>Provision for judicial liabilities</u>	7
<u>Total non-current liabilities</u>	4,668
<b><u>TOTAL LIABILITIES</u></b>	<b>246,093</b>
<b><u>EQUITY</u></b>	
<u>Share capital</u>	24,713
<u>Accumulated profit</u>	1,675
<u>Total equity</u>	26,388
<b><u>TOTAL LIABILITIES AND EQUITY</u></b>	<b>R\$ 272,481</b>

**COMPANY'S  
OPERATIONS - Business  
combination with Fibria  
(Details) - BRL (R\$)  
R\$ in Thousands**

**12 Months Ended**

**Jan. 14,    Jan. 03,    Dec. 31,    Dec. 31,  
2019        2019        2020        2019**

**Fair value adjustment on business combination with Fibria  
(assets and liabilities):**

<u>Inventories</u>		R\$	R\$
		2,178,903	2,178,903

Fibria

**COMPANY'S OPERATIONS**

<u>Cash transferred</u>		R\$	
		27,797,441	
<u>Issuance of shares by Suzano</u>		9,438,413	
<u>Total consideration</u>		37,235,854	
<u>Book value of Fibria's shareholder's equity</u>		14,149,004	
<u>Write-off of the book value of existing goodwill, net of the deferred income taxes</u>		3,495,077	
<u>Mandatory minimum dividends (eliminated from the balance sheet at the date of acquisition)</u>		724,829	
<u>Book value of Fibria's shareholders' equity, net of goodwill</u>		11,378,756	

**Fair value adjustment on business combination with Fibria  
(assets and liabilities):**

<u>Inventories</u>		2,178,903	
<u>Property, plant and equipment</u>		9,362,315	
<u>Customer relationship</u>		9,030,779	
<u>Port assets</u>		749,060	
<u>Contingent liabilities</u>		(2,970,546)	
<u>Loans and financing</u>		(59,921)	
<u>Taxes recoverable</u>		(235,843)	
<u>Other assets and liabilities, net</u>		(451,624)	
<u>Deferred taxes, net</u>		(546,324)	
<u>Total impact of fair value</u>		17,960,047	
<u>Goodwill on the expectation of future profitability</u>		R\$	
		7,897,051	

<u>Period of past sales information</u>			5 years
---	--	--	---------



COMPANY'S OPERATIONS - Approval of the legal merger of Fibria (Details) - BRL (R\$) R\$ in Thousands	1 Months Ended				
	Mar. 31, 2019	Dec. 31, 2020	Dec. 31, 2019	Dec. 31, 2018	Dec. 31, 2017
<b>CURRENT</b>					
<u>Cash and cash equivalents</u>	R\$ 6,835,057	R\$ 3,249,127	R\$ 4,387,453	R\$ 1,076,833	
<u>Marketable securities</u>	2,212,079	6,150,631			
<u>Trade accounts receivable</u>	2,915,206	3,035,817			
<u>Inventories</u>	4,009,335	4,685,595			
<u>Recoverable taxes</u>	406,850	997,201			
<u>Derivative financial instruments</u>	484,043	260,273			
<u>Other assets</u>	738,924	335,112			
<u>Total current assets</u>	17,957,994	18,884,237			
<b>NON CURRENT</b>					
<u>Marketable securities</u>	184,778	179,703			
<u>Recoverable taxes</u>	834,575	708,914			
<u>Deferred taxes</u>	8,677,002	2,134,040			
<u>Derivative financial instruments</u>	857,377	838,699			
<u>Advances to suppliers</u>	1,015,115	1,087,149			
<u>Judicial deposits</u>	257,789	268,672			
<u>Other assets</u>	235,341	228,881			
<u>Biological assets</u>	11,161,210	10,571,499	4,935,905		
<u>Investments</u>	359,071	322,446			
<u>Property, plant and equipment</u>	39,156,890	41,120,945			
<u>Right of use assets</u>	4,344,078	3,850,237	0		
<u>Intangible assets</u>	16,759,528	17,712,803			
<u>Total non-current</u>	83,842,754	79,023,988			
<b>TOTAL ASSET</b>	101,800,748	97,908,225			
<b>CURRENT</b>					
<u>Trade accounts payable</u>	2,361,098	2,376,459			
<u>Loans and financing</u>	2,043,386	6,227,951			
<u>Lease liabilities</u>	620,177	656,844			
<u>Taxes payable</u>	170,482	307,639			
<u>Payroll and charges</u>	492,728	400,435			
<u>Derivative financial instruments</u>	1,991,118	893,413			
<u>Dividends payable</u>	6,232	5,720			
<u>Other liabilities</u>	360,916	456,338			
<u>Total current liabilities</u>	8,172,823	11,479,195			
<b>NON CURRENT</b>					
<u>Loans and financing</u>	70,856,496	57,456,375			
<u>Derivative financial instruments</u>	6,126,282	2,024,500			
<u>Lease liabilities</u>	4,571,583	3,327,226			
<u>Employee benefits</u>	785,045	736,179			

<u>Provision for judicial liabilities</u>	3,255,955	3,512,477		
<u>Other liabilities</u>	98,768	121,723		
<u>Total non-current liabilities</u>	86,290,547	68,341,061		
<b><u>TOTAL LIABILITIES</u></b>	94,463,370	79,820,256		
<u>Equity</u>	7,337,378	18,087,969	R\$	R\$
			12,025,934	11,616,610
<b><u>TOTAL LIABILITIES AND EQUITY</u></b>	R\$	R\$		
	101,800,748	97,908,225		

Fibria | Net asset value

**CURRENT**

<u>Cash and cash equivalents</u>	R\$ 29,086
<u>Marketable securities</u>	2,734,027
<u>Trade accounts receivable</u>	3,572,059
<u>Inventories</u>	1,714,560
<u>Recoverable taxes</u>	768,439
<u>Derivative financial instruments</u>	256,675
<u>Other assets</u>	161,238
<u>Total current assets</u>	9,236,084

**NON CURRENT**

<u>Marketable securities</u>	175,559
<u>Recoverable taxes</u>	546,234
<u>Deferred taxes</u>	1,364,363
<u>Derivative financial instruments</u>	723,084
<u>Advances to suppliers</u>	696,767
<u>Judicial deposits</u>	190,533
<u>Other assets</u>	100,877
<u>Biological assets</u>	4,355,102
<u>Investments</u>	9,481,900
<u>Property, plant and equipment</u>	14,633,114
<u>Right of use assets</u>	2,301,427
<u>Intangible assets</u>	118,920
<u>Total non-current</u>	34,687,880
<b><u>TOTAL ASSET</u></b>	43,923,964

**CURRENT**

<u>Trade accounts payable</u>	955,210
<u>Loans and financing</u>	816,180
<u>Lease liabilities</u>	420,241
<u>Taxes payable</u>	36,057
<u>Payroll and charges</u>	104,246
<u>Related parties</u>	1,179,254
<u>Derivative financial instruments</u>	254,444
<u>Dividends payable</u>	4,015
<u>Other liabilities</u>	946,099
<u>Total current liabilities</u>	4,715,746

<b><u>NON CURRENT</u></b>	
<u>Loans and financing</u>	8,139,390
<u>Derivative financial instruments</u>	678,833
<u>Lease liabilities</u>	1,972,531
<u>Related parties</u>	16,305,560
<u>Employee benefits</u>	144,557
<u>Provision for judicial liabilities</u>	190,698
<u>Other liabilities</u>	175,934
<u>Total non-current liabilities</u>	27,607,503
<b><u>TOTAL LIABILITIES</u></b>	32,323,249
<u>Equity</u>	11,600,715
<b><u>TOTAL LIABILITIES AND EQUITY</u></b>	R\$ 43,923,964

**SUMMARY OF  
SIGNIFICANT  
ACCOUNTING POLICIES  
(Details) - Biological assets  
for production**

**12 Months Ended**

**Dec. 31, 2020**

**Biological assets**

Formation cycle between planting until harvest 7 years

Age of biological assets in formation accounted for at the formation cost 2 years

**FINANCIAL  
INSTRUMENTS AND  
RISKS MANAGEMENT -  
Rating (Details) - Financial  
risks management - BRL  
(R\$)  
R\$ in Thousands**

**Dec. 31, 2020 Dec. 31, 2019**

**FINANCIAL INSTRUMENTS AND RISKS MANAGEMENT**

<u>Financial Assets</u>	R\$ 14,489,143	R\$ 14,298,291
<u>Financial Liabilities</u>	89,532,052	74,082,444
<u>Financial liabilities, net of financial assets</u>	75,042,909	59,784,153

Amortized cost

**FINANCIAL INSTRUMENTS AND RISKS MANAGEMENT**

<u>Financial Liabilities</u>	81,414,652	71,164,531
<u>Amortized cost   Loans, financing and debentures</u>		

**FINANCIAL INSTRUMENTS AND RISKS MANAGEMENT**

<u>Financial Liabilities</u>	72,899,882	63,684,326
<u>Amortized cost   Lease liabilities</u>		

**FINANCIAL INSTRUMENTS AND RISKS MANAGEMENT**

<u>Financial Liabilities</u>	5,191,760	3,984,070
<u>Amortized cost   Liabilities for asset acquisition and subsidiaries</u>		

**FINANCIAL INSTRUMENTS AND RISKS MANAGEMENT**

<u>Financial Liabilities</u>	502,228	541,615
<u>Amortized cost   Trade accounts payable</u>		

**FINANCIAL INSTRUMENTS AND RISKS MANAGEMENT**

<u>Financial Liabilities</u>	2,361,098	2,376,459
<u>Amortized cost   Other liabilities</u>		

**FINANCIAL INSTRUMENTS AND RISKS MANAGEMENT**

<u>Financial Liabilities</u>	459,684	578,061
<u>Fair value through profit or loss</u>		

**FINANCIAL INSTRUMENTS AND RISKS MANAGEMENT**

<u>Financial Liabilities</u>	8,117,400	2,917,913
<u>Fair value through profit or loss   Derivative financial instruments</u>		

**FINANCIAL INSTRUMENTS AND RISKS MANAGEMENT**

<u>Financial Liabilities</u>	8,117,400	2,917,913
<u>Amortized cost</u>		

**FINANCIAL INSTRUMENTS AND RISKS MANAGEMENT**

<u>Financial Assets</u>	10,724,528	6,848,937
<u>Amortized cost   Cash and cash equivalents</u>		

**FINANCIAL INSTRUMENTS AND RISKS MANAGEMENT**

<u>Financial Assets</u>	6,835,057	3,249,127
<u>Amortized cost   Trade accounts receivable</u>		

**FINANCIAL INSTRUMENTS AND RISKS MANAGEMENT**

<u>Financial Assets</u>	2,915,206	3,035,817
-------------------------	-----------	-----------

Amortized cost | Other assets

**FINANCIAL INSTRUMENTS AND RISKS MANAGEMENT**

Financial Assets 974,265 563,993

Fair value through other comprehensive income

**FINANCIAL INSTRUMENTS AND RISKS MANAGEMENT**

Financial Assets 26,338 20,048

Fair value through other comprehensive income | Other investments

**FINANCIAL INSTRUMENTS AND RISKS MANAGEMENT**

Financial Assets 26,338 20,048

Fair value through profit or loss

**FINANCIAL INSTRUMENTS AND RISKS MANAGEMENT**

Financial Assets 3,738,277 7,429,306

Fair value through profit or loss | Derivative financial instruments

**FINANCIAL INSTRUMENTS AND RISKS MANAGEMENT**

Financial Assets 1,341,420 1,098,972

Fair value through profit or loss | Marketable securities

**FINANCIAL INSTRUMENTS AND RISKS MANAGEMENT**

Financial Assets R\$ 2,396,857 R\$ 6,330,334

**FINANCIAL  
INSTRUMENTS AND  
RISKS MANAGEMENT -  
Fair value of loans and  
financing (Details) - BRL  
(R\$)  
R\$ in Thousands**

**12 Months Ended**

**Dec. 31,  
2020      Dec. 31,  
2019**

[Discount rate | Loans, financing and debentures](#)

**[FINANCIAL INSTRUMENTS AND RISKS MANAGEMENT](#)**

[Financial Liabilities, Fair Value](#)

R\$                      R\$  
79,243,200      66,707,543

[Bonds](#)

**[FINANCIAL INSTRUMENTS AND RISKS MANAGEMENT](#)**

[Yield used to discount](#)

Secondary      Secondary  
Market              Market

[Financial Liabilities, Fair Value](#)

R\$                      R\$  
43,703,482      30,066,087

[Foreign | Export credits \("Finnvera"\) | Discount rate | Loans, financing and debentures](#)

**[FINANCIAL INSTRUMENTS AND RISKS MANAGEMENT](#)**

[Yield used to discount](#)

LIBOR              LIBOR

[Financial Liabilities, Fair Value](#)

R\$                      R\$  
20,546,778      17,213,963

[Foreign | Export credits \(ACC - pre-payment\) | Discount rate | Loans, financing and debentures](#)

**[FINANCIAL INSTRUMENTS AND RISKS MANAGEMENT](#)**

[Yield used to discount](#)

DDI

[Financial Liabilities, Fair Value](#)

R\$ 575,521

[Domestic \(Brazil\) | BNP - Forest Financing | Discount rate | Loans, financing and debentures](#)

**[FINANCIAL INSTRUMENTS AND RISKS MANAGEMENT](#)**

[Yield used to discount](#)

DI 1

[Financial Liabilities, Fair Value](#)

R\$ 193,646

[Domestic \(Brazil\) | BNDES | TJLP | Discount rate | Loans, financing and debentures](#)

**[FINANCIAL INSTRUMENTS AND RISKS MANAGEMENT](#)**

[Yield used to discount](#)

DI 1                      DI 1

[Financial Liabilities, Fair Value](#)

R\$                      R\$  
1,399,177      1,895,959

[Domestic \(Brazil\) | BNDES | TLP | Discount rate | Loans, financing and debentures](#)

**[FINANCIAL INSTRUMENTS AND RISKS MANAGEMENT](#)**

[Yield used to discount](#)

DI 1                      DI 1

[Financial Liabilities, Fair Value](#)

R\$ 647,235      R\$ 535,812

[Domestic \(Brazil\) | BNDES | Fixed | Discount rate | Loans, financing and debentures](#)

**[FINANCIAL INSTRUMENTS AND RISKS MANAGEMENT](#)**

[Yield used to discount](#)

DI 1                      DI 1

<u>Financial Liabilities, Fair Value</u>	R\$ 76,732	R\$ 113,979
<u>Domestic (Brazil)   BNDES   SELIC   Discount rate   Loans, financing and debentures</u>		
<b><u>FINANCIAL INSTRUMENTS AND RISKS MANAGEMENT</u></b>		
<u>Yield used to discount</u>	DI 1	DI 1
<u>Financial Liabilities, Fair Value</u>	R\$ 960,215	R\$ 693,969
<u>Domestic (Brazil)   BNDES   Currency basket   Discount rate   Loans, financing and debentures</u>		
<b><u>FINANCIAL INSTRUMENTS AND RISKS MANAGEMENT</u></b>		
<u>Yield used to discount</u>	DI 1	DI 1
<u>Financial Liabilities, Fair Value</u>	R\$ 27,239	R\$ 54,420
<u>Domestic (Brazil)   CRA ("Agribusiness Receivables Certificates")   Discount rate   Loans, financing and debentures</u>		
<b><u>FINANCIAL INSTRUMENTS AND RISKS MANAGEMENT</u></b>		
<u>Yield used to discount</u>	DI 1/IPCA	DI 1/IPCA
<u>Financial Liabilities, Fair Value</u>	R\$ 3,286,792	R\$ 6,039,983
<u>Domestic (Brazil)   Debentures   Discount rate   Loans, financing and debentures</u>		
<b><u>FINANCIAL INSTRUMENTS AND RISKS MANAGEMENT</u></b>		
<u>Yield used to discount</u>	DI 1	DI 1
<u>Financial Liabilities, Fair Value</u>	R\$ 5,498,793	R\$ 5,534,691
<u>Domestic (Brazil)   FINAME   Discount rate   Loans, financing and debentures</u>		
<b><u>FINANCIAL INSTRUMENTS AND RISKS MANAGEMENT</u></b>		
<u>Yield used to discount</u>		DI 1
<u>Financial Liabilities, Fair Value</u>		R\$ 14,168
<u>Domestic (Brazil)   FINEP ("Financier of Studies and Projects")   Discount rate   Loans, financing and debentures</u>		
<b><u>FINANCIAL INSTRUMENTS AND RISKS MANAGEMENT</u></b>		
<u>Yield used to discount</u>		DI 1
<u>Financial Liabilities, Fair Value</u>		R\$ 5,138
<u>Domestic (Brazil)   NCE ("Export Credit Notes")   Discount rate   Loans, financing and debentures</u>		
<b><u>FINANCIAL INSTRUMENTS AND RISKS MANAGEMENT</u></b>		
<u>Yield used to discount</u>	DI 1	DI 1
<u>Financial Liabilities, Fair Value</u>	R\$ 1,322,813	R\$ 1,445,383
<u>Domestic (Brazil)   NCR ("Rural Credit Notes")   Discount rate   Loans, financing and debentures</u>		
<b><u>FINANCIAL INSTRUMENTS AND RISKS MANAGEMENT</u></b>		
<u>Yield used to discount</u>	DI 1	DI 1
<u>Financial Liabilities, Fair Value</u>	R\$ 283,702	R\$ 288,122
<u>Domestic (Brazil)   Export credits ("Pre-payment")   Discount rate   Loans, financing and debentures</u>		
<b><u>FINANCIAL INSTRUMENTS AND RISKS MANAGEMENT</u></b>		



Yield used to discount  
Financial Liabilities, Fair Value

DI 1	DI 1
R\$	R\$
1,490,242	1,464,798

Domestic (Brazil) | FDCO ("West Center Development Fund") | Discount rate |  
Loans, financing and debentures

**FINANCIAL INSTRUMENTS AND RISKS MANAGEMENT**

Yield used to discount  
Financial Liabilities, Fair Value

DI 1
R\$ 571,904

FINANCIAL INSTRUMENTS AND RISKS MANAGEMENT - Liquidity Risk (Details) R\$ in Thousands	Mar. 30, 2020 USD (\$)	Mar. 30, 2020 BRL (R\$)	Feb. 14, 2020 BRL (R\$)	12 Months Ended			Feb. 28, 2020 USD (\$)	Feb. 14, 2020 USD (\$)	Feb. 14, 2020 BRL (R\$)
				Dec. 31, 2020 BRL (R\$)	Dec. 31, 2019 BRL (R\$)	Dec. 31, 2018 BRL (R\$)			
<a href="#">Disbursements received   R\$</a>				R\$	R\$	R\$			
				14,761,796	18,993,837	25,645,822			
<a href="#">Liquidity risk   Export prepayment ("PPE")   Settlement of EPP, Maturity February 14, 2023</a>									
<a href="#">FINANCIAL INSTRUMENTS AND RISKS MANAGEMENT Principle amount   \$</a>							\$		
							750,000,000		
<a href="#">Transaction amount settled   R\$</a>				R\$					
				3,240,229					
<a href="#">Liquidity risk   Export prepayment ("PPE")   Settlement of EPP, Maturity February 14, 2023   LIBOR</a>									
<a href="#">FINANCIAL INSTRUMENTS AND RISKS MANAGEMENT Interest rate adjustment</a>							1.15%		1.15%
<a href="#">Interest rate basis</a>				1.15% p.a. plus quarterly LIBOR					
<a href="#">Liquidity risk   Export prepayment ("PPE")   New EPP transaction, Maturity February 13, 2026</a>									
<a href="#">FINANCIAL INSTRUMENTS AND RISKS MANAGEMENT Principle amount</a>							\$ 850,000		R\$ 3,672,259
<a href="#">Liquidity risk   Export prepayment ("PPE")   New EPP transaction, Maturity February 13, 2026   LIBOR</a>									
<a href="#">FINANCIAL INSTRUMENTS AND RISKS MANAGEMENT Interest rate adjustment</a>							1.15%		1.15%
<a href="#">Interest rate basis</a>				1.15% p.a. plus quarterly LIBOR					

[Liquidity risk | Make-whole Senior Notes \("Notes 2021"\) | LIBOR](#)

**FINANCIAL INSTRUMENTS AND RISKS MANAGEMENT**

[Principle amount | \\$](#)

\$  
189,630,000

[Interest rate](#)

5.875%

[Liquidity risk | Revolving credit facility](#)

**FINANCIAL INSTRUMENTS AND RISKS MANAGEMENT**

[Disbursements received](#)

\$	R\$
500,000,000	2,638,221

[Liquidity risk | Revolving credit facility | LIBOR](#)

**FINANCIAL INSTRUMENTS AND RISKS MANAGEMENT**

[Interest rate adjustment](#)

1.30%	1.30%
-------	-------

[Interest rate basis](#)

1.30% plus quarterly LIBOR	1.30% plus quarterly LIBOR
----------------------------	----------------------------

**FINANCIAL  
INSTRUMENTS AND  
RISKS MANAGEMENT -  
Contractual maturities of  
financial liabilities (Details) -  
Liquidity risk - BRL (R\$)  
R\$ in Thousands**

	<b>Dec. 31, 2020</b>	<b>Dec. 31, 2019</b>
<b><u>FINANCIAL INSTRUMENTS AND RISKS MANAGEMENT</u></b>		
<u>Financial Liabilities, Book Value</u>	R\$ 89,532,052	R\$ 74,082,444
<u>Financial liabilities, Future Value</u>	125,355,955	108,690,925
<u>Not later than one year</u>		
<b><u>FINANCIAL INSTRUMENTS AND RISKS MANAGEMENT</u></b>		
<u>Financial liabilities, Future Value</u>	9,492,973	13,485,638
<u>Later than one year and not later than two years</u>		
<b><u>FINANCIAL INSTRUMENTS AND RISKS MANAGEMENT</u></b>		
<u>Financial liabilities, Future Value</u>	8,933,200	7,756,823
<u>Later than two years and not later than five years</u>		
<b><u>FINANCIAL INSTRUMENTS AND RISKS MANAGEMENT</u></b>		
<u>Financial liabilities, Future Value</u>	43,336,181	31,848,867
<u>Later than five years</u>		
<b><u>FINANCIAL INSTRUMENTS AND RISKS MANAGEMENT</u></b>		
<u>Financial liabilities, Future Value</u>	63,593,601	55,599,597
<u>Trade accounts payable</u>		
<b><u>FINANCIAL INSTRUMENTS AND RISKS MANAGEMENT</u></b>		
<u>Financial Liabilities, Book Value</u>	2,361,098	2,376,459
<u>Financial liabilities, Future Value</u>	2,361,098	2,376,459
<u>Trade accounts payable   Not later than one year</u>		
<b><u>FINANCIAL INSTRUMENTS AND RISKS MANAGEMENT</u></b>		
<u>Financial liabilities, Future Value</u>	2,361,098	2,376,459
<u>Loans, financing and debentures</u>		
<b><u>FINANCIAL INSTRUMENTS AND RISKS MANAGEMENT</u></b>		
<u>Financial Liabilities, Book Value</u>	72,899,882	63,684,326
<u>Financial liabilities, Future Value</u>	101,540,320	89,708,210
<u>Loans, financing and debentures   Not later than one year</u>		
<b><u>FINANCIAL INSTRUMENTS AND RISKS MANAGEMENT</u></b>		
<u>Financial liabilities, Future Value</u>	4,034,595	8,501,278
<u>Loans, financing and debentures   Later than one year and not later than two years</u>		
<b><u>FINANCIAL INSTRUMENTS AND RISKS MANAGEMENT</u></b>		
<u>Financial liabilities, Future Value</u>	6,619,518	5,692,149
<u>Loans, financing and debentures   Later than two years and not later than five years</u>		
<b><u>FINANCIAL INSTRUMENTS AND RISKS MANAGEMENT</u></b>		
<u>Financial liabilities, Future Value</u>	36,751,023	29,088,292
<u>Loans, financing and debentures   Later than five years</u>		

**FINANCIAL INSTRUMENTS AND RISKS MANAGEMENT**

Financial liabilities, Future Value 54,135,184 46,426,491  
Lease liabilities

**FINANCIAL INSTRUMENTS AND RISKS MANAGEMENT**

Financial Liabilities, Book Value 5,191,760 3,984,070  
Financial liabilities, Future Value 9,552,075 7,109,966  
Lease liabilities | Not later than one year

**FINANCIAL INSTRUMENTS AND RISKS MANAGEMENT**

Financial liabilities, Future Value 620,177 559,525  
Lease liabilities | Later than one year and not later than two years

**FINANCIAL INSTRUMENTS AND RISKS MANAGEMENT**

Financial liabilities, Future Value 806,560 1,426,011  
Lease liabilities | Later than two years and not later than five years

**FINANCIAL INSTRUMENTS AND RISKS MANAGEMENT**

Financial liabilities, Future Value 2,198,419 1,186,386  
Lease liabilities | Later than five years

**FINANCIAL INSTRUMENTS AND RISKS MANAGEMENT**

Financial liabilities, Future Value 5,926,919 3,938,044  
Liabilities for asset acquisition and subsidiaries

**FINANCIAL INSTRUMENTS AND RISKS MANAGEMENT**

Financial Liabilities, Book Value 502,228 541,615  
Financial liabilities, Future Value 573,920 618,910  
Liabilities for asset acquisition and subsidiaries | Not later than one year

**FINANCIAL INSTRUMENTS AND RISKS MANAGEMENT**

Financial liabilities, Future Value 116,376 103,132  
Liabilities for asset acquisition and subsidiaries | Later than one year and not later than two years

**FINANCIAL INSTRUMENTS AND RISKS MANAGEMENT**

Financial liabilities, Future Value 112,155 101,149  
Liabilities for asset acquisition and subsidiaries | Later than two years and not later than five years

**FINANCIAL INSTRUMENTS AND RISKS MANAGEMENT**

Financial liabilities, Future Value 253,419 315,989  
Liabilities for asset acquisition and subsidiaries | Later than five years

**FINANCIAL INSTRUMENTS AND RISKS MANAGEMENT**

Financial liabilities, Future Value 91,970 98,640  
Derivative financial instruments

**FINANCIAL INSTRUMENTS AND RISKS MANAGEMENT**

Financial Liabilities, Book Value 8,117,400 2,917,913  
Financial liabilities, Future Value 10,868,858 8,299,319  
Derivative financial instruments | Not later than one year

**FINANCIAL INSTRUMENTS AND RISKS MANAGEMENT**

Financial liabilities, Future Value 1,999,811 1,488,906  
Derivative financial instruments | Later than one year and not later than two years

**FINANCIAL INSTRUMENTS AND RISKS MANAGEMENT**

Financial liabilities, Future Value 1,296,199 415,791  
Derivative financial instruments | Later than two years and not later than five years

**FINANCIAL INSTRUMENTS AND RISKS MANAGEMENT**

Financial liabilities, Future Value 4,133,320 1,258,200  
Derivative financial instruments | Later than five years

**FINANCIAL INSTRUMENTS AND RISKS MANAGEMENT**

Financial liabilities, Future Value 3,439,528 5,136,422  
Other liabilities

**FINANCIAL INSTRUMENTS AND RISKS MANAGEMENT**

Financial Liabilities, Book Value 459,684 578,061

Financial liabilities, Future Value 459,684 578,061

Other liabilities | Not later than one year

**FINANCIAL INSTRUMENTS AND RISKS MANAGEMENT**

Financial liabilities, Future Value 360,916 456,338

Other liabilities | Later than one year and not later than two years

**FINANCIAL INSTRUMENTS AND RISKS MANAGEMENT**

Financial liabilities, Future Value R\$ 98,768 R\$ 121,723

**FINANCIAL  
INSTRUMENTS AND  
RISKS MANAGEMENT -  
Risk classification of trade  
accounts receivable (Details)  
- Trade accounts receivable -  
BRL (R\$)**

**Dec. 31, 2020 Dec. 31, 2019 Dec. 31, 2018**

**R\$ in Thousands**

**FINANCIAL INSTRUMENTS AND RISKS MANAGEMENT**

<u>Expected credit losses</u>	R\$ 41,889	R\$ 41,996	R\$ 37,179
-------------------------------	------------	------------	------------

Credit risk

**FINANCIAL INSTRUMENTS AND RISKS MANAGEMENT**

<u>Credit risk exposure</u>	2,957,095	3,077,813	
-----------------------------	-----------	-----------	--

<u>Expected credit losses</u>	41,889	41,996	
-------------------------------	--------	--------	--

Credit risk | Low Risk | Current and overdue to 30 days

**FINANCIAL INSTRUMENTS AND RISKS MANAGEMENT**

<u>Credit risk exposure</u>	2,813,038	2,775,364	
-----------------------------	-----------	-----------	--

Credit risk | Average Risk | Overdue between 30 and 90 days

**FINANCIAL INSTRUMENTS AND RISKS MANAGEMENT**

<u>Credit risk exposure</u>	54,115	168,836	
-----------------------------	--------	---------	--

Credit risk | High Risk | Overdue more than 90 days

**FINANCIAL INSTRUMENTS AND RISKS MANAGEMENT**

<u>Credit risk exposure</u>	R\$ 89,942	R\$ 133,613	
-----------------------------	------------	-------------	--

**FINANCIAL  
INSTRUMENTS AND  
RISKS MANAGEMENT -  
Book value of financial  
assets representing exposure  
to credit risk (Details) -  
Credit risk - BRL (R\$)  
R\$ in Thousands**

**Dec. 31, 2020   Dec. 31, 2019**

**FINANCIAL INSTRUMENTS AND RISKS MANAGEMENT**

<u>Financial Assets</u>	R\$ 10,218,440	R\$ 10,409,887
<u>Cash and cash equivalents</u>		

**FINANCIAL INSTRUMENTS AND RISKS MANAGEMENT**

<u>Financial Assets</u>	6,835,057	3,249,127
<u>Marketable securities</u>		

**FINANCIAL INSTRUMENTS AND RISKS MANAGEMENT**

<u>Financial Assets</u>	2,396,857	6,330,334
<u>Derivative financial instruments</u>		

**FINANCIAL INSTRUMENTS AND RISKS MANAGEMENT**

<u>Financial Assets</u>	R\$ 986,526	R\$ 830,426
-------------------------	-------------	-------------



**FINANCIAL  
INSTRUMENTS AND  
RISKS MANAGEMENT -  
Risk Rating (Details) -  
Credit risk - BRL (R\$)  
R\$ in Thousands**

**Dec. 31, 2020 Dec. 31, 2019**

Cash and cash equivalents and marketable securities

**FINANCIAL INSTRUMENTS AND RISKS MANAGEMENT**

Credit risk exposure, external rating R\$ 9,231,914 R\$ 9,579,461

Cash and cash equivalents and marketable securities | AAA

**FINANCIAL INSTRUMENTS AND RISKS MANAGEMENT**

Credit risk exposure, external rating 190,360

Cash and cash equivalents and marketable securities | AA-

**FINANCIAL INSTRUMENTS AND RISKS MANAGEMENT**

Credit risk exposure, external rating 56,388

Cash and cash equivalents and marketable securities | A+

**FINANCIAL INSTRUMENTS AND RISKS MANAGEMENT**

Credit risk exposure, external rating 606,757

Cash and cash equivalents and marketable securities | A

**FINANCIAL INSTRUMENTS AND RISKS MANAGEMENT**

Credit risk exposure, external rating 188,458

Cash and cash equivalents and marketable securities | A-

**FINANCIAL INSTRUMENTS AND RISKS MANAGEMENT**

Credit risk exposure, external rating 211,238

Cash and cash equivalents and marketable securities | brAAA

**FINANCIAL INSTRUMENTS AND RISKS MANAGEMENT**

Credit risk exposure, external rating 7,704,501 7,153,079

Cash and cash equivalents and marketable securities | brAA+

**FINANCIAL INSTRUMENTS AND RISKS MANAGEMENT**

Credit risk exposure, external rating 163,955 745,177

Cash and cash equivalents and marketable securities | brAA

**FINANCIAL INSTRUMENTS AND RISKS MANAGEMENT**

Credit risk exposure, external rating 836,546 372,188

Cash and cash equivalents and marketable securities | brAA-

**FINANCIAL INSTRUMENTS AND RISKS MANAGEMENT**

Credit risk exposure, external rating 278,712 23,050

Cash and cash equivalents and marketable securities | brA

**FINANCIAL INSTRUMENTS AND RISKS MANAGEMENT**

Credit risk exposure, external rating 240,382 17,847

Cash and cash equivalents and marketable securities | Others

**FINANCIAL INSTRUMENTS AND RISKS MANAGEMENT**

Credit risk exposure, external rating 7,818 14,919

Derivative financial instruments

**FINANCIAL INSTRUMENTS AND RISKS MANAGEMENT**

<u>Credit risk exposure, external rating</u>	986,526	830,426
<u>Derivative financial instruments   AAA</u>		
<b><u>FINANCIAL INSTRUMENTS AND RISKS MANAGEMENT</u></b>		
<u>Credit risk exposure, external rating</u>	17,412	
<u>Derivative financial instruments   AA-</u>		
<b><u>FINANCIAL INSTRUMENTS AND RISKS MANAGEMENT</u></b>		
<u>Credit risk exposure, external rating</u>	417,510	
<u>Derivative financial instruments   A+</u>		
<b><u>FINANCIAL INSTRUMENTS AND RISKS MANAGEMENT</u></b>		
<u>Credit risk exposure, external rating</u>	1,617	27,363
<u>Derivative financial instruments   A</u>		
<b><u>FINANCIAL INSTRUMENTS AND RISKS MANAGEMENT</u></b>		
<u>Credit risk exposure, external rating</u>	73,135	165,851
<u>Derivative financial instruments   A-</u>		
<b><u>FINANCIAL INSTRUMENTS AND RISKS MANAGEMENT</u></b>		
<u>Credit risk exposure, external rating</u>	130,546	222,761
<u>Derivative financial instruments   brAAA</u>		
<b><u>FINANCIAL INSTRUMENTS AND RISKS MANAGEMENT</u></b>		
<u>Credit risk exposure, external rating</u>	305,311	404,693
<u>Derivative financial instruments   brAA+</u>		
<b><u>FINANCIAL INSTRUMENTS AND RISKS MANAGEMENT</u></b>		
<u>Credit risk exposure, external rating</u>	32	R\$ 9,758
<u>Derivative financial instruments   brAA</u>		
<b><u>FINANCIAL INSTRUMENTS AND RISKS MANAGEMENT</u></b>		
<u>Credit risk exposure, external rating</u>	R\$ 40,963	

**FINANCIAL  
INSTRUMENTS AND  
RISKS MANAGEMENT -  
Net exposure of assets and  
liabilities in foreign currency  
(Details) - Currency Risk -  
BRL (R\$)  
R\$ in Thousands**

**12 Months Ended**

**Dec. 31, 2020    Dec. 31, 2019**

**FINANCIAL INSTRUMENTS AND RISKS MANAGEMENT**

Time horizon for sales in the futures market

18 months

USD

**Net exposure of assets and liabilities in foreign currency**

Financial assets

R\$ 8,930,200

R\$ 13,994,993

Financial liabilities

(65,945,089)

(58,149,396)

Net liability exposure

(57,014,889)

(44,154,403)

USD | Trade accounts payable

**Net exposure of assets and liabilities in foreign currency**

Financial liabilities

(492,617)

(1,085,207)

USD | Loans and financing

**Net exposure of assets and liabilities in foreign currency**

Financial liabilities

(58,145,087)

(45,460,138)

USD | Liabilities for asset acquisition and subsidiaries

**Net exposure of assets and liabilities in foreign currency**

Financial liabilities

(313,022)

(288,172)

USD | Derivative financial instruments

**Net exposure of assets and liabilities in foreign currency**

Financial liabilities

(6,994,363)

(11,315,879)

USD | Cash and cash equivalents

**Net exposure of assets and liabilities in foreign currency**

Financial assets

6,370,201

2,527,834

USD | Trade accounts receivable

**Net exposure of assets and liabilities in foreign currency**

Financial assets

1,938,614

2,027,018

USD | Derivative financial instruments

**Net exposure of assets and liabilities in foreign currency**

Financial assets

R\$ 621,385

R\$ 9,440,141

**FINANCIAL  
INSTRUMENTS AND  
RISKS MANAGEMENT -  
Sensitivity analysis - foreign  
exchange rate exposure  
(Details)**

**12 Months  
Ended**

**Dec. 31, 2020  
BRL (R\$)**      **Dec. 31,  
2019  
BRL  
(R\$)**

Probable

**FINANCIAL INSTRUMENTS AND RISKS MANAGEMENT**

Closing foreign exchange rate

5.1967

Possible (+25%)

**FINANCIAL INSTRUMENTS AND RISKS MANAGEMENT**

Closing foreign exchange rate

6.4959

Remote (+50%)

**FINANCIAL INSTRUMENTS AND RISKS MANAGEMENT**

Closing foreign exchange rate

7.7951

Possible (-25%)

**FINANCIAL INSTRUMENTS AND RISKS MANAGEMENT**

Closing foreign exchange rate

3.8975

Remote (-50%)

**FINANCIAL INSTRUMENTS AND RISKS MANAGEMENT**

Closing foreign exchange rate

2.5984

Currency Risk | Cash and cash equivalents | Probable

**FINANCIAL INSTRUMENTS AND RISKS MANAGEMENT**

Effect on profit or loss and equity due to changes in fair value of financial assets attributable to an increase in measurement input

R\$  
6,370,201,000

Currency Risk | Cash and cash equivalents | Possible (+25%)

**FINANCIAL INSTRUMENTS AND RISKS MANAGEMENT**

Effect on profit or loss and equity due to changes in fair value of financial assets attributable to an increase in measurement input

1,592,550,000

Currency Risk | Cash and cash equivalents | Remote (+50%)

**FINANCIAL INSTRUMENTS AND RISKS MANAGEMENT**

Effect on profit or loss and equity due to changes in fair value of financial assets attributable to an increase in measurement input

3,185,101,000

Currency Risk | Trade accounts receivable | Probable

**FINANCIAL INSTRUMENTS AND RISKS MANAGEMENT**

Effect on profit or loss and equity due to changes in fair value of financial assets attributable to an increase in measurement input

1,938,614,000

Currency Risk | Trade accounts receivable | Possible (+25%)

**FINANCIAL INSTRUMENTS AND RISKS MANAGEMENT**

Effect on profit or loss and equity due to changes in fair value of financial assets attributable to an increase in measurement input

484,654,000

Currency Risk | Trade accounts receivable | Remote (+50%)

**FINANCIAL INSTRUMENTS AND RISKS MANAGEMENT**

<u>Effect on profit or loss and equity due to changes in fair value of financial assets attributable to an increase in measurement input</u>	969,307,000
<u>Currency Risk   Trade accounts payable   Probable</u>	
<b><u>FINANCIAL INSTRUMENTS AND RISKS MANAGEMENT</u></b>	
<u>Effect on profit or loss and equity due to changes in fair value of financial liabilities attributable to an increase in measurement input</u>	(492,617,000)
<u>Currency Risk   Trade accounts payable   Possible (+25%)</u>	
<b><u>FINANCIAL INSTRUMENTS AND RISKS MANAGEMENT</u></b>	
<u>Effect on profit or loss and equity due to changes in fair value of financial liabilities attributable to an increase in measurement input</u>	(123,154,000)
<u>Currency Risk   Trade accounts payable   Remote (+50%)</u>	
<b><u>FINANCIAL INSTRUMENTS AND RISKS MANAGEMENT</u></b>	
<u>Effect on profit or loss and equity due to changes in fair value of financial liabilities attributable to an increase in measurement input</u>	(246,309,000)
<u>Currency Risk   Loans and financing   Probable</u>	
<b><u>FINANCIAL INSTRUMENTS AND RISKS MANAGEMENT</u></b>	
<u>Effect on profit or loss and equity due to changes in fair value of financial liabilities attributable to an increase in measurement input</u>	(58,145,087,000)
<u>Currency Risk   Loans and financing   Possible (+25%)</u>	
<b><u>FINANCIAL INSTRUMENTS AND RISKS MANAGEMENT</u></b>	
<u>Effect on profit or loss and equity due to changes in fair value of financial liabilities attributable to an increase in measurement input</u>	(14,536,272,000)
<u>Currency Risk   Loans and financing   Remote (+50%)</u>	
<b><u>FINANCIAL INSTRUMENTS AND RISKS MANAGEMENT</u></b>	
<u>Effect on profit or loss and equity due to changes in fair value of financial liabilities attributable to an increase in measurement input</u>	(29,072,544,000)
<u>Currency Risk   Liabilities for asset acquisition and subsidiaries   Probable</u>	
<b><u>FINANCIAL INSTRUMENTS AND RISKS MANAGEMENT</u></b>	
<u>Effect on profit or loss and equity due to changes in fair value of financial liabilities attributable to an increase in measurement input</u>	(313,022,000)
<u>Currency Risk   Liabilities for asset acquisition and subsidiaries   Possible (+25%)</u>	
<b><u>FINANCIAL INSTRUMENTS AND RISKS MANAGEMENT</u></b>	
<u>Effect on profit or loss and equity due to changes in fair value of financial liabilities attributable to an increase in measurement input</u>	(78,256,000)
<u>Currency Risk   Liabilities for asset acquisition and subsidiaries   Remote (+50%)</u>	
<b><u>FINANCIAL INSTRUMENTS AND RISKS MANAGEMENT</u></b>	
<u>Effect on profit or loss and equity due to changes in fair value of financial liabilities attributable to an increase in measurement input</u>	(156,511,000)
<u>Currency Risk   Derivatives Non Deliverable Forward ("NDF")   Probable</u>	
<b><u>FINANCIAL INSTRUMENTS AND RISKS MANAGEMENT</u></b>	
<u>Effect on profit or loss and equity due to changes in fair value of financial instruments attributable to an increase in measurement input</u>	7,948,000
<u>Currency Risk   Derivatives Non Deliverable Forward ("NDF")   Possible (+25%)</u>	
<b><u>FINANCIAL INSTRUMENTS AND RISKS MANAGEMENT</u></b>	

<u>Effect on profit or loss and equity due to changes in fair value of financial instruments attributable to an increase in measurement input</u>	(102,756,000)
<u>Currency Risk   Derivatives Non Deliverable Forward ("NDF")   Remote (+50%)</u>	
<b><u>FINANCIAL INSTRUMENTS AND RISKS MANAGEMENT</u></b>	
<u>Effect on profit or loss and equity due to changes in fair value of financial instruments attributable to an increase in measurement input</u>	(205,512,000)
<u>Currency Risk   Derivatives Non Deliverable Forward ("NDF")   Possible (-25%)</u>	
<b><u>FINANCIAL INSTRUMENTS AND RISKS MANAGEMENT</u></b>	
<u>Effect on profit or loss and equity due to changes in fair value of financial instruments attributable to a decrease in measurement input</u>	102,756,000
<u>Currency Risk   Derivatives Non Deliverable Forward ("NDF")   Remote (-50%)</u>	
<b><u>FINANCIAL INSTRUMENTS AND RISKS MANAGEMENT</u></b>	
<u>Effect on profit or loss and equity due to changes in fair value of financial instruments attributable to a decrease in measurement input</u>	205,512,000
<u>Currency Risk   Derivative options   Probable</u>	
<b><u>FINANCIAL INSTRUMENTS AND RISKS MANAGEMENT</u></b>	
<u>Effect on profit or loss and equity due to changes in fair value of financial instruments attributable to an increase in measurement input</u>	(780,896,000)
<u>Currency Risk   Derivative options   Possible (+25%)</u>	
<b><u>FINANCIAL INSTRUMENTS AND RISKS MANAGEMENT</u></b>	
<u>Effect on profit or loss and equity due to changes in fair value of financial instruments attributable to an increase in measurement input</u>	(3,386,080,000)
<u>Currency Risk   Derivative options   Remote (+50%)</u>	
<b><u>FINANCIAL INSTRUMENTS AND RISKS MANAGEMENT</u></b>	
<u>Effect on profit or loss and equity due to changes in fair value of financial instruments attributable to an increase in measurement input</u>	(7,232,365,000)
<u>Currency Risk   Derivative options   Possible (-25%)</u>	
<b><u>FINANCIAL INSTRUMENTS AND RISKS MANAGEMENT</u></b>	
<u>Effect on profit or loss and equity due to changes in fair value of financial instruments attributable to a decrease in measurement input</u>	3,253,805,000
<u>Currency Risk   Derivative options   Remote (-50%)</u>	
<b><u>FINANCIAL INSTRUMENTS AND RISKS MANAGEMENT</u></b>	
<u>Effect on profit or loss and equity due to changes in fair value of financial instruments attributable to a decrease in measurement input</u>	7,301,982,000
<u>Currency Risk   Derivative swaps   Probable</u>	
<b><u>FINANCIAL INSTRUMENTS AND RISKS MANAGEMENT</u></b>	
<u>Effect on profit or loss and equity due to changes in fair value of financial instruments attributable to an increase in measurement input</u>	(6,503,859,000)
<u>Currency Risk   Derivative swaps   Possible (+25%)</u>	
<b><u>FINANCIAL INSTRUMENTS AND RISKS MANAGEMENT</u></b>	
<u>Effect on profit or loss and equity due to changes in fair value of financial instruments attributable to an increase in measurement input</u>	(4,436,537,000)
<u>Currency Risk   Derivative swaps   Remote (+50%)</u>	
<b><u>FINANCIAL INSTRUMENTS AND RISKS MANAGEMENT</u></b>	

Effect on profit or loss and equity due to changes in fair value of financial instruments (8,873,083,000)  
attributable to an increase in measurement input  
Currency Risk | Derivative swaps | Possible (-25%)

**FINANCIAL INSTRUMENTS AND RISKS MANAGEMENT**

Effect on profit or loss and equity due to changes in fair value of financial instruments 4,436,554,000  
attributable to a decrease in measurement input  
Currency Risk | Derivative swaps | Remote (-50%)

**FINANCIAL INSTRUMENTS AND RISKS MANAGEMENT**

Effect on profit or loss and equity due to changes in fair value of financial instruments R\$  
attributable to a decrease in measurement input 8,873,100,000  
Currency Risk | Mark to Market Derivatives

**FINANCIAL INSTRUMENTS AND RISKS MANAGEMENT**

<u>Closing foreign exchange rate</u>	5.1967	4.0307
<u>Percentage increase in foreign exchange rate</u>	29.00%	
<u>Maximum percentage exposure in U.S. Dollars</u>	75.00%	

**FINANCIAL  
INSTRUMENTS AND  
RISKS MANAGEMENT -  
Interest rate risk  
management (Details) -  
Interest rate reform, Phase 1  
R\$ in Thousands**

**Dec. 31, 2020  
BRL (R\$)**

**FINANCIAL INSTRUMENTS AND RISKS MANAGEMENT**

<u>Loans and financing contracts subject to renegotiation upon extinction of LIBOR</u>	R\$ 20,118,831
<u>Derivative contracts subject to renegotiation upon extinction of LIBOR</u>	R\$ 1,567,520



**FINANCIAL  
INSTRUMENTS AND  
RISKS MANAGEMENT -  
Sensitivity analysis -  
exposure to interest rates  
(Details) - Interest rate risk  
R\$ in Thousands**

**12 Months  
Ended**

**Dec. 31, 2020  
BRL (R\$)**

[CDI/SELIC | Cash and cash equivalents | Probable](#)

**FINANCIAL INSTRUMENTS AND RISKS MANAGEMENT**

[Effect on profit or loss and equity due to changes in fair value of financial assets attributable to an increase in measurement input](#) R\$ 115,032

[CDI/SELIC | Cash and cash equivalents | Possible \(+25%\)](#)

**FINANCIAL INSTRUMENTS AND RISKS MANAGEMENT**

[Effect on profit or loss and equity due to changes in fair value of financial assets attributable to an increase in measurement input](#) 546

[CDI/SELIC | Cash and cash equivalents | Remote \(+50%\)](#)

**FINANCIAL INSTRUMENTS AND RISKS MANAGEMENT**

[Effect on profit or loss and equity due to changes in fair value of financial assets attributable to an increase in measurement input](#) 1,093

[CDI/SELIC | Marketable securities | Probable](#)

**FINANCIAL INSTRUMENTS AND RISKS MANAGEMENT**

[Effect on profit or loss and equity due to changes in fair value of financial assets attributable to an increase in measurement input](#) 2,396,857

[CDI/SELIC | Marketable securities | Possible \(+25%\)](#)

**FINANCIAL INSTRUMENTS AND RISKS MANAGEMENT**

[Effect on profit or loss and equity due to changes in fair value of financial assets attributable to an increase in measurement input](#) 11,385

[CDI/SELIC | Marketable securities | Remote \(+50%\)](#)

**FINANCIAL INSTRUMENTS AND RISKS MANAGEMENT**

[Effect on profit or loss and equity due to changes in fair value of financial assets attributable to an increase in measurement input](#) 22,770

[CDI/SELIC | Loans and financing | Probable](#)

**FINANCIAL INSTRUMENTS AND RISKS MANAGEMENT**

[Effect on profit or loss and equity due to changes in fair value of financial assets attributable to an increase in measurement input](#) 9,715,511

[CDI/SELIC | Loans and financing | Possible \(+25%\)](#)

**FINANCIAL INSTRUMENTS AND RISKS MANAGEMENT**

[Effect on profit or loss and equity due to changes in fair value of financial assets attributable to an increase in measurement input](#) 46,149

[CDI/SELIC | Loans and financing | Remote \(+50%\)](#)

**FINANCIAL INSTRUMENTS AND RISKS MANAGEMENT**

[Effect on profit or loss and equity due to changes in fair value of financial assets attributable to an increase in measurement input](#) 92,297

[CDI | Derivatives Non Deliverable Forward \("NDF"\) | Probable](#)

**FINANCIAL INSTRUMENTS AND RISKS MANAGEMENT**

<u>Effect on profit or loss and equity due to changes in fair value of financial liabilities attributable to an increase in measurement input</u>	7,948
<u>CDI   Derivatives Non Deliverable Forward ("NDF")   Possible (+25%)</u>	
<b><u>FINANCIAL INSTRUMENTS AND RISKS MANAGEMENT</u></b>	
<u>Effect on profit or loss and equity due to changes in fair value of financial liabilities attributable to an increase in measurement input</u>	(2,409)
<u>CDI   Derivatives Non Deliverable Forward ("NDF")   Remote (+50%)</u>	
<b><u>FINANCIAL INSTRUMENTS AND RISKS MANAGEMENT</u></b>	
<u>Effect on profit or loss and equity due to changes in fair value of financial liabilities attributable to an increase in measurement input</u>	(4,786)
<u>CDI   Derivatives Non Deliverable Forward ("NDF")   Possible (-25%)</u>	
<b><u>FINANCIAL INSTRUMENTS AND RISKS MANAGEMENT</u></b>	
<u>Effect on profit or loss and equity due to changes in fair value of financial liabilities attributable to an decrease in measurement input</u>	2,442
<u>CDI   Derivatives Non Deliverable Forward ("NDF")   Remote (-50%)</u>	
<b><u>FINANCIAL INSTRUMENTS AND RISKS MANAGEMENT</u></b>	
<u>Effect on profit or loss and equity due to changes in fair value of financial liabilities attributable to an decrease in measurement input</u>	4,916
<u>CDI   Derivative options   Probable</u>	
<b><u>FINANCIAL INSTRUMENTS AND RISKS MANAGEMENT</u></b>	
<u>Effect on profit or loss and equity due to changes in fair value of financial liabilities attributable to an increase in measurement input</u>	(780,896)
<u>CDI   Derivative options   Possible (+25%)</u>	
<b><u>FINANCIAL INSTRUMENTS AND RISKS MANAGEMENT</u></b>	
<u>Effect on profit or loss and equity due to changes in fair value of financial liabilities attributable to an increase in measurement input</u>	(43,105)
<u>CDI   Derivative options   Remote (+50%)</u>	
<b><u>FINANCIAL INSTRUMENTS AND RISKS MANAGEMENT</u></b>	
<u>Effect on profit or loss and equity due to changes in fair value of financial liabilities attributable to an increase in measurement input</u>	(85,545)
<u>CDI   Derivative options   Possible (-25%)</u>	
<b><u>FINANCIAL INSTRUMENTS AND RISKS MANAGEMENT</u></b>	
<u>Effect on profit or loss and equity due to changes in fair value of financial liabilities attributable to an decrease in measurement input</u>	43,800
<u>CDI   Derivative options   Remote (-50%)</u>	
<b><u>FINANCIAL INSTRUMENTS AND RISKS MANAGEMENT</u></b>	
<u>Effect on profit or loss and equity due to changes in fair value of financial liabilities attributable to an decrease in measurement input</u>	88,323
<u>CDI   Derivative swaps   Probable</u>	
<b><u>FINANCIAL INSTRUMENTS AND RISKS MANAGEMENT</u></b>	
<u>Effect on profit or loss and equity due to changes in fair value of financial liabilities attributable to an increase in measurement input</u>	(6,503,859)
<u>CDI   Derivative swaps   Possible (+25%)</u>	
<b><u>FINANCIAL INSTRUMENTS AND RISKS MANAGEMENT</u></b>	

Effect on profit or loss and equity due to changes in fair value of financial liabilities attributable to an increase in measurement input (22,941)

CDI | Derivative swaps | Remote (+50%)

**FINANCIAL INSTRUMENTS AND RISKS MANAGEMENT**

Effect on profit or loss and equity due to changes in fair value of financial liabilities attributable to an increase in measurement input (45,441)

CDI | Derivative swaps | Possible (-25%)

**FINANCIAL INSTRUMENTS AND RISKS MANAGEMENT**

Effect on profit or loss and equity due to changes in fair value of financial liabilities attributable to an decrease in measurement input 23,367

CDI | Derivative swaps | Remote (-50%)

**FINANCIAL INSTRUMENTS AND RISKS MANAGEMENT**

Effect on profit or loss and equity due to changes in fair value of financial liabilities attributable to an decrease in measurement input 47,086

TJLP | Loans and financing | Probable

**FINANCIAL INSTRUMENTS AND RISKS MANAGEMENT**

Effect on profit or loss and equity due to changes in fair value of financial liabilities attributable to an increase in measurement input 1,553,635

TJLP | Loans and financing | Possible (+25%)

**FINANCIAL INSTRUMENTS AND RISKS MANAGEMENT**

Effect on profit or loss and equity due to changes in fair value of financial liabilities attributable to an increase in measurement input 17,673

TJLP | Loans and financing | Remote (+50%)

**FINANCIAL INSTRUMENTS AND RISKS MANAGEMENT**

Effect on profit or loss and equity due to changes in fair value of financial liabilities attributable to an increase in measurement input 35,345

LIBOR | Loans and financing | Probable

**FINANCIAL INSTRUMENTS AND RISKS MANAGEMENT**

Effect on profit or loss and equity due to changes in fair value of financial liabilities attributable to an increase in measurement input 18,923,543

LIBOR | Loans and financing | Possible (+25%)

**FINANCIAL INSTRUMENTS AND RISKS MANAGEMENT**

Effect on profit or loss and equity due to changes in fair value of financial liabilities attributable to an increase in measurement input 11,277

LIBOR | Loans and financing | Remote (+50%)

**FINANCIAL INSTRUMENTS AND RISKS MANAGEMENT**

Effect on profit or loss and equity due to changes in fair value of financial liabilities attributable to an increase in measurement input 22,555

LIBOR | Derivative swaps | Probable

**FINANCIAL INSTRUMENTS AND RISKS MANAGEMENT**

Effect on profit or loss and equity due to changes in fair value of financial liabilities attributable to an increase in measurement input (6,503,859)

LIBOR | Derivative swaps | Possible (+25%)

**FINANCIAL INSTRUMENTS AND RISKS MANAGEMENT**

Effect on profit or loss and equity due to changes in fair value of financial liabilities attributable to an increase in measurement input 45,349

LIBOR | Derivative swaps | Remote (+50%)

**FINANCIAL INSTRUMENTS AND RISKS MANAGEMENT**

Effect on profit or loss and equity due to changes in fair value of financial liabilities attributable to an increase in measurement input 90,699

LIBOR | Derivative swaps | Possible (-25%)

**FINANCIAL INSTRUMENTS AND RISKS MANAGEMENT**

Effect on profit or loss and equity due to changes in fair value of financial liabilities attributable to an decrease in measurement input (45,364)

LIBOR | Derivative swaps | Remote (-50%)

**FINANCIAL INSTRUMENTS AND RISKS MANAGEMENT**

Effect on profit or loss and equity due to changes in fair value of financial liabilities attributable to an decrease in measurement input R\$ (90,726)

**FINANCIAL  
INSTRUMENTS AND  
RISKS MANAGEMENT -  
Price risk (Details) -  
Commodity price risk**

	<b>12 Months Ended</b>		
	<b>Dec. 31, 2020 BRL (R\$)</b>	<b>Dec. 31, 2020 USD (\$)</b>	<b>Dec. 31, 2019 BRL (R\$)</b>
<u>Probable</u>			
<b><u>FINANCIAL INSTRUMENTS AND RISKS MANAGEMENT</u></b>			
<u>Percentage change in sensitivity analysis scenario</u>		2.16%	
<u>Possible (+25%)</u>			
<b><u>FINANCIAL INSTRUMENTS AND RISKS MANAGEMENT</u></b>			
<u>Percentage change in sensitivity analysis scenario</u>		2.70%	
<u>Remote (+50%)</u>			
<b><u>FINANCIAL INSTRUMENTS AND RISKS MANAGEMENT</u></b>			
<u>Percentage change in sensitivity analysis scenario</u>		3.24%	
<u>Embedded derivative   Probable</u>			
<b><u>FINANCIAL INSTRUMENTS AND RISKS MANAGEMENT</u></b>			
<u>Effect on fair value of assets attributable to an increase in measurement input.</u>	R\$ 354,900,000		
<u>Embedded derivative   Possible (+25%)</u>			
<b><u>FINANCIAL INSTRUMENTS AND RISKS MANAGEMENT</u></b>			
<u>Effect on fair value of assets attributable to an increase in measurement input.</u>	(158,373,000)		
<u>Embedded derivative   Remote (+50%)</u>			
<b><u>FINANCIAL INSTRUMENTS AND RISKS MANAGEMENT</u></b>			
<u>Effect on fair value of assets attributable to an increase in measurement input.</u>	(324,287,000)		
<u>Oil derivative   Bunker oil</u>			
<b><u>FINANCIAL INSTRUMENTS AND RISKS MANAGEMENT</u></b>			
<u>Risk exposure</u>		\$ 37,757	R\$ 364.5
<u>VLSFO/Brent derivative   Probable</u>			
<b><u>FINANCIAL INSTRUMENTS AND RISKS MANAGEMENT</u></b>			
<u>Effect on fair value of assets attributable to an increase in measurement input.</u>	15,759,000		
<u>VLSFO/Brent derivative   Possible (+25%)</u>			
<b><u>FINANCIAL INSTRUMENTS AND RISKS MANAGEMENT</u></b>			
<u>Effect on fair value of assets attributable to an increase in measurement input.</u>	43,614,000		
<u>VLSFO/Brent derivative   Remote (+50%)</u>			
<b><u>FINANCIAL INSTRUMENTS AND RISKS MANAGEMENT</u></b>			
<u>Effect on fair value of assets attributable to an increase in measurement input.</u>	R\$ 87,227,000		

**FINANCIAL  
INSTRUMENTS AND  
RISKS MANAGEMENT -  
Yield curves (Details)**

**Dec. 31, 2020**

1 month

**FINANCIAL INSTRUMENTS AND RISKS MANAGEMENT**

Dollar coupon 4.95%

1 month | Brazilian Reais

**FINANCIAL INSTRUMENTS AND RISKS MANAGEMENT**

Interest rate curves 1.92%

1 month | USD

**FINANCIAL INSTRUMENTS AND RISKS MANAGEMENT**

Interest rate curves 0.14%

6 months

**FINANCIAL INSTRUMENTS AND RISKS MANAGEMENT**

Dollar coupon 1.56%

6 months | Brazilian Reais

**FINANCIAL INSTRUMENTS AND RISKS MANAGEMENT**

Interest rate curves 2.11%

6 months | USD

**FINANCIAL INSTRUMENTS AND RISKS MANAGEMENT**

Interest rate curves 0.20%

1 year

**FINANCIAL INSTRUMENTS AND RISKS MANAGEMENT**

Dollar coupon 1.20%

1 year | Brazilian Reais

**FINANCIAL INSTRUMENTS AND RISKS MANAGEMENT**

Interest rate curves 2.86%

1 year | USD

**FINANCIAL INSTRUMENTS AND RISKS MANAGEMENT**

Interest rate curves 0.19%

2 year

**FINANCIAL INSTRUMENTS AND RISKS MANAGEMENT**

Dollar coupon 1.01%

2 year | Brazilian Reais

**FINANCIAL INSTRUMENTS AND RISKS MANAGEMENT**

Interest rate curves 4.19%

2 year | USD

**FINANCIAL INSTRUMENTS AND RISKS MANAGEMENT**

Interest rate curves 0.20%

3 year

**FINANCIAL INSTRUMENTS AND RISKS MANAGEMENT**

Dollar coupon 0.99%

3 year | Brazilian Reais

**FINANCIAL INSTRUMENTS AND RISKS MANAGEMENT**

Interest rate curves 5.08%  
3 year | USD

**FINANCIAL INSTRUMENTS AND RISKS MANAGEMENT**

Interest rate curves 0.25%  
5 year

**FINANCIAL INSTRUMENTS AND RISKS MANAGEMENT**

Dollar coupon 1.16%  
5 year | Brazilian Reais

**FINANCIAL INSTRUMENTS AND RISKS MANAGEMENT**

Interest rate curves 6.05%  
5 year | USD

**FINANCIAL INSTRUMENTS AND RISKS MANAGEMENT**

Interest rate curves 0.44%  
10 year

**FINANCIAL INSTRUMENTS AND RISKS MANAGEMENT**

Dollar coupon 1.56%  
10 year | Brazilian Reais

**FINANCIAL INSTRUMENTS AND RISKS MANAGEMENT**

Interest rate curves 7.20%  
10 year | USD

**FINANCIAL INSTRUMENTS AND RISKS MANAGEMENT**

Interest rate curves 0.95%

**FINANCIAL  
INSTRUMENTS AND  
RISKS MANAGEMENT -  
Derivatives outstanding by  
type of contract (Details)  
R\$ in Thousands, \$ in  
Thousands**

Dec. 31, 2020 USD (\$)	Dec. 31, 2020 BRL (R\$)	Dec. 31, 2019 USD (\$)	Dec. 31, 2019 BRL (R\$)
------------------------------	-------------------------------	------------------------------	-------------------------------

**Financial Instruments and Risks**

Fair value

	R\$		R\$
	(6,775,980)		(1,818,941)

Operational Hedge

**Financial Instruments and Risks**

Fair value

	(772,509)		67,078

Operational Hedge | Zero Cost Collar

**Financial Instruments and Risks**

Notional Amount | \$

	\$ 3,212,250		\$ 3,425,000

Fair value

	(780,457)		67,078

Operational Hedge | NDF (R\$ x US\$)

**Financial Instruments and Risks**

Notional Amount | \$

	80,000		

Fair value

	7,948		

Debt Hedge

**Financial Instruments and Risks**

Fair value

	(6,374,130)		(2,154,474)

Debt Hedge | Interest rate hedge | Swap LIBOR x Fixed  
(U.S.\$)

**Financial Instruments and Risks**

Notional Amount | \$

	3,683,333		2,750,000

Fair value

	(1,059,192)		(444,910)

Debt Hedge | Interest rate hedge | Swap IPCA x CDI

**Financial Instruments and Risks**

Notional Amount | \$

	843,845		843,845

Fair value

	285,533		233,255

Debt Hedge | Interest rate hedge | Swap IPCA x Fixed  
(U.S.\$)

**Financial Instruments and Risks**

Notional Amount | \$

	121,003		121,003

Fair value

	(114,834)		30,544

Debt Hedge | Interest rate hedge | Swap CDI x Fixed  
(U.S.\$)

**Financial Instruments and Risks**

Notional Amount | \$

	2,267,057		3,115,614

Fair value

	(4,977,309)		(1,940,352)



Debt Hedge | Interest rate hedge | Pre-fixed Swap to U.S.\$  
(U.S.\$)

**Financial Instruments and Risks**

<u>Notional Amount   \$</u>	350,000		350,000	
<u>Fair value</u>		(508,328)		(33,011)

Commodity Hedge

**Financial Instruments and Risks**

<u>Fair value</u>		370,659		268,455
-------------------	--	---------	--	---------

Commodity Hedge | Swap US-CPI (standing wood)

**Financial Instruments and Risks**

<u>Notional Amount   \$</u>	646,068		679,485	
<u>Fair value</u>		354,900		268,547

Commodity Hedge | Swap VLSFO/Brent

**Financial Instruments and Risks**

<u>Notional Amount   \$</u>	\$ 37,757		\$ 365	
<u>Fair value</u>		R\$ 15,759		R\$ (92)

**FINANCIAL  
INSTRUMENTS AND  
RISKS MANAGEMENT -  
Derivatives outstanding by  
type of contract, classified  
(Details) - BRL (R\$)  
R\$ in Thousands**

**Dec. 31, 2020   Dec. 31, 2019**

**FINANCIAL INSTRUMENTS AND RISKS MANAGEMENT**

<u>Current assets</u>	R\$ 484,043	R\$ 260,273
<u>Non-current assets</u>	857,377	838,699
<u>Current liabilities</u>	(1,991,118)	(893,413)
<u>Non-current liabilities</u>	(6,126,282)	(2,024,500)
<u>Total, net</u>	R\$ (6,775,980)	R\$ (1,818,941)
<u>Devaluation , real to US \$</u>	40.00%	



**FINANCIAL  
INSTRUMENTS AND  
RISKS MANAGEMENT -  
Outstanding of assets and  
liabilities derivatives  
positions (Details)  
R\$ in Thousands, \$ in  
Thousands**

Dec. 31, 2020 USD (\$)	Dec. 31, 2020 BRL (R\$)	Dec. 31, 2019 USD (\$)	Dec. 31, 2019 BRL (R\$)
------------------------------	----------------------------	------------------------------	----------------------------

**Financial Instruments and Risks**

Fair value

	R\$ (6,775,980)	R\$ (1,818,941)
--	--------------------	--------------------

Debt Hedge

**Financial Instruments and Risks**

Fair value

	(6,374,130)	(2,154,474)
--	-------------	-------------

Operational Hedge

**Financial Instruments and Risks**

Fair value

	(772,509)	67,078
--	-----------	--------

Operational Hedge | Zero cost collar (U.S.\$ x R\$)

**Financial Instruments and Risks**

Notional amount | \$

\$ 3,212,250		\$ 3,425,000
--------------	--	--------------

Fair value

	(780,457)	67,078
--	-----------	--------

Operational Hedge | NDF (R\$ x US\$)

**Financial Instruments and Risks**

Notional amount | \$

80,000		
--------	--	--

Fair value

	7,948	
--	-------	--

Commodity Hedge

**Financial Instruments and Risks**

Fair value

	370,659	268,455
--	---------	---------

Commodity Hedge | Swap US-CPI (standing wood)

**Financial Instruments and Risks**

Notional amount | \$

646,068		679,485
---------	--	---------

Fair value

	354,900	268,547
--	---------	---------

Commodity Hedge | Swap VLSFO/Brent

**Financial Instruments and Risks**

Notional amount | \$

37,757		365
--------	--	-----

Fair value

	15,759	(92)
--	--------	------

Assets | Debt Hedge

**Financial Instruments and Risks**

Fair value

	483,564	25,887,797
--	---------	------------

Assets | Debt Hedge | Swap CDI x Fixed (U.S.\$)

**Financial Instruments and Risks**

Notional amount

	8,594,225	11,498,565
--	-----------	------------

Fair value

	719	11,673,117
--	-----	------------

[Assets | Debt Hedge | Swap Pre-Fixed to U.S.\\$](#)  
(U.S.\$)

**[Financial Instruments and Risks](#)**

[Notional amount | \\$](#) 1,317,226 1,317,226  
[Fair value](#) 136,192 1,478,336

[Assets | Debt Hedge | Swap LIBOR x Fixed \(U.S.\\$\)](#)

**[Financial Instruments and Risks](#)**

[Notional amount | \\$](#) 3,683,333 2,750,000  
[Fair value](#) 61,120 11,063,970

[Assets | Debt Hedge | Swap IPCA x CDI](#)

**[Financial Instruments and Risks](#)**

[Notional amount | \\$](#) 974,102 933,842  
[Fair value](#) 285,533 1,093,067

[Assets | Debt Hedge | Swap IPCA x Fixed \(U.S.\\$\)](#)

**[Financial Instruments and Risks](#)**

[Notional amount | \\$](#) 520,973 499,441  
[Fair value](#) 579,307

[Liabilities | Debt Hedge](#)

**[Financial Instruments and Risks](#)**

[Fair value](#) (6,857,694) (28,042,271)

[Liabilities | Debt Hedge | Swap CDI x Fixed \(U.S.\\$\)](#)

**[Financial Instruments and Risks](#)**

[Notional amount | \\$](#) 2,267,057 3,115,614  
[Fair value](#) (4,978,028) (13,613,469)

[Liabilities | Debt Hedge | Swap LIBOR x Fixed](#)  
(U.S.\$)

**[Financial Instruments and Risks](#)**

[Notional amount | \\$](#) 350,000 350,000  
[Fair value](#) (644,520) (1,511,347)

[Liabilities | Debt Hedge | Swap LIBOR x Fixed](#)  
(U.S.\$)

**[Financial Instruments and Risks](#)**

[Notional amount | \\$](#) 3,683,333 2,750,000  
[Fair value](#) (1,120,312) (11,508,880)

[Liabilities | Debt Hedge | Swap IPCA x CDI](#)

**[Financial Instruments and Risks](#)**

[Notional amount | \\$](#) 843,845 843,845  
[Fair value](#) (859,812)

[Liabilities | Debt Hedge | Swap IPCA x Fixed \(U.S.\\$\)](#)

**[Financial Instruments and Risks](#)**

[Notional amount | \\$](#) \$ 121,003 \$ 121,003  
[Fair value](#) R\$ (114,834) R\$ (548,763)

**FINANCIAL  
INSTRUMENTS AND  
RISKS MANAGEMENT -  
Fair value settled amounts  
(Details) - BRL (R\$)  
R\$ in Thousands**

**12 Months Ended**

**Dec. 31, 2020 Dec. 31, 2019**

**Financial Instruments and Risks**

Cash (paid) received R\$ (4,465,640) R\$ (135,449)

Operational Hedge

**Financial Instruments and Risks**

Cash (paid) received (2,328,973) (40,469)

Operational Hedge | Zero Cost Collar (R\$ x U.S.\$)

**Financial Instruments and Risks**

Cash (paid) received (2,268,158) (104,040)

Operational Hedge | NDF (R\$ x US\$)

**Financial Instruments and Risks**

Cash (paid) received (60,815) 63,571

Commodity Hedge

**Financial Instruments and Risks**

Cash (paid) received (85,468) 3,804

Commodity Hedge | Swap Bunker (oil)

**Financial Instruments and Risks**

Cash (paid) received (85,468) 3,804

Debt Hedge

**Financial Instruments and Risks**

Cash (paid) received (2,051,199) (98,784)

Debt Hedge | Swap CDI x Fixed (U.S.\$)

**Financial Instruments and Risks**

Cash (paid) received (1,888,906) (68,362)

Debt Hedge | Swap IPCA x CDI

**Financial Instruments and Risks**

Cash (paid) received 10,601 23,024

Debt Hedge | Swap IPCA x Fixed (U.S.\$)

**Financial Instruments and Risks**

Cash (paid) received 10,054

Debt Hedge | Swap Pre-Fixed to U.S.\$ (U.S.\$)

**Financial Instruments and Risks**

Cash (paid) received 59,351 (26,358)

Debt Hedge | Swap LIBOR x Fixed (U.S.\$)

**Financial Instruments and Risks**

Cash (paid) received R\$ (242,299) R\$ (27,088)

**FINANCIAL  
INSTRUMENTS AND  
RISKS MANAGEMENT -  
Fair value hierarchy  
(Details) - Fair value - BRL  
(R\$)  
R\$ in Thousands**

	<b>Dec. 31, 2020</b>	<b>Dec. 31, 2019</b>
<b><u>Financial Instruments and Risks</u></b>		
<u>Financial assets</u>	R\$ 14,925,825	R\$ 18,020,853
<u>Financial liabilities</u>	8,117,400	2,917,913
<u>Level 1</u>		
<b><u>Financial Instruments and Risks</u></b>		
<u>Financial assets</u>	444,712	1,631,319
<u>Level 2</u>		
<b><u>Financial Instruments and Risks</u></b>		
<u>Financial assets</u>	3,293,565	5,797,987
<u>Financial liabilities</u>	8,117,400	2,917,913
<u>Level 3</u>		
<b><u>Financial Instruments and Risks</u></b>		
<u>Financial assets</u>	11,187,548	10,591,547
<u>Fair value through profit or loss</u>		
<b><u>Financial Instruments and Risks</u></b>		
<u>Financial liabilities</u>	8,117,400	2,917,913
<u>Fair value through profit or loss   Derivative financial instruments</u>		
<b><u>Financial Instruments and Risks</u></b>		
<u>Financial liabilities</u>	8,117,400	2,917,913
<u>Fair value through profit or loss   Level 2</u>		
<b><u>Financial Instruments and Risks</u></b>		
<u>Financial liabilities</u>	8,117,400	2,917,913
<u>Fair value through profit or loss   Level 2   Derivative financial instruments</u>		
<b><u>Financial Instruments and Risks</u></b>		
<u>Financial liabilities</u>	8,117,400	2,917,913
<u>Fair value through profit or loss</u>		
<b><u>Financial Instruments and Risks</u></b>		
<u>Financial assets</u>	3,738,277	7,429,306
<u>Fair value through profit or loss   Derivative financial instruments</u>		
<b><u>Financial Instruments and Risks</u></b>		
<u>Financial assets</u>	1,341,420	1,098,972
<u>Fair value through profit or loss   Marketable securities</u>		
<b><u>Financial Instruments and Risks</u></b>		
<u>Financial assets</u>	2,396,857	6,330,334
<u>Fair value through profit or loss   Level 1</u>		
<b><u>Financial Instruments and Risks</u></b>		

<a href="#">Financial assets</a>	444,712	1,631,319
<a href="#">Fair value through profit or loss   Level 1   Marketable securities</a>		
<b><a href="#">Financial Instruments and Risks</a></b>		
<a href="#">Financial assets</a>	444,712	1,631,319
<a href="#">Fair value through profit or loss   Level 2</a>		
<b><a href="#">Financial Instruments and Risks</a></b>		
<a href="#">Financial assets</a>	3,293,565	5,797,987
<a href="#">Fair value through profit or loss   Level 2   Derivative financial instruments</a>		
<b><a href="#">Financial Instruments and Risks</a></b>		
<a href="#">Financial assets</a>	1,341,420	1,098,972
<a href="#">Fair value through profit or loss   Level 2   Marketable securities</a>		
<b><a href="#">Financial Instruments and Risks</a></b>		
<a href="#">Financial assets</a>	1,952,145	4,699,015
<a href="#">Fair value through other comprehensive income</a>		
<b><a href="#">Financial Instruments and Risks</a></b>		
<a href="#">Financial assets</a>	26,338	20,048
<a href="#">Fair value through other comprehensive income   Other investments   CelluForce Inc.</a>		
<b><a href="#">Financial Instruments and Risks</a></b>		
<a href="#">Financial assets</a>	26,338	20,048
<a href="#">Fair value through other comprehensive income   Level 3</a>		
<b><a href="#">Financial Instruments and Risks</a></b>		
<a href="#">Financial assets</a>	26,338	20,048
<a href="#">Fair value through other comprehensive income   Level 3   Other investments   CelluForce Inc.</a>		
<b><a href="#">Financial Instruments and Risks</a></b>		
<a href="#">Financial assets</a>	26,338	20,048
<a href="#">Amortized cost</a>		
<b><a href="#">Financial Instruments and Risks</a></b>		
<a href="#">Financial assets</a>	11,161,210	10,571,499
<a href="#">Amortized cost   Biological assets</a>		
<b><a href="#">Financial Instruments and Risks</a></b>		
<a href="#">Financial assets</a>	11,161,210	10,571,499
<a href="#">Amortized cost   Level 3</a>		
<b><a href="#">Financial Instruments and Risks</a></b>		
<a href="#">Financial assets</a>	11,161,210	10,571,499
<a href="#">Amortized cost   Level 3   Biological assets</a>		
<b><a href="#">Financial Instruments and Risks</a></b>		
<a href="#">Financial assets</a>	R\$	R\$
	11,161,210	10,571,499



**CASH AND CASH  
EQUIVALENTS (Details) -  
BRL (R\$)  
R\$ in Thousands**

**12 Months Ended**

**Dec. 31, 2020    Dec. 31, 2019    Dec. 31, 2018    Dec. 31, 2017**

**Cash and cash equivalents**

Cash and banks

R\$ 6,212,318      R\$ 2,464,097

**Cash equivalents**

Total cash and cash equivalents

R\$ 6,835,057      3,249,127      R\$ 4,387,453    R\$ 1,076,833

Fixed | Cash and banks

**Cash equivalents**

Average yield

0.41%

Domestic (Brazil)

**Cash equivalents**

Fixed-term deposits

R\$ 115,032      630,075

Domestic (Brazil) | CDI | Fixed-term deposits

**Cash equivalents**

Percentage of basis used to calculate interest rate 70.45%

Foreign

**Cash equivalents**

Fixed-term deposits

R\$ 507,707      R\$ 154,955

Foreign | Fixed | Fixed-term deposits

**Cash equivalents**

Average yield

0.43%

**MARKETABLE  
SECURITIES (Details) -  
BRL (R\$)  
R\$ in Thousands**

**12 Months Ended**  
**Dec. 31, 2020    Dec. 31, 2019**

**MARKETABLE SECURITIES**

<u>Marketable securities</u>	R\$ 2,396,857	R\$ 6,330,334
<u>Current</u>	2,212,079	6,150,631
<u>Non Current</u>	184,778	179,703
<u>Investment funds</u>		

**MARKETABLE SECURITIES**

<u>Marketable securities</u>	R\$ 6,445	6,683
<u>Investment funds   CDI</u>		

**MARKETABLE SECURITIES**

<u>Percentage of basis used to calculate interest rate</u>	133.36%	
<u>Private Funds</u>		

**MARKETABLE SECURITIES**

<u>Marketable securities</u>	R\$ 175,317	1,431,303
<u>Private Funds   CDI</u>		

**MARKETABLE SECURITIES**

<u>Percentage of basis used to calculate interest rate</u>	157.67%	
<u>Public titles measured at fair value through profit or loss</u>		

**MARKETABLE SECURITIES**

<u>Marketable securities</u>	R\$ 444,712	1,631,319
<u>Public titles measured at fair value through profit or loss   CDI</u>		

**MARKETABLE SECURITIES**

<u>Percentage of basis used to calculate interest rate</u>	157.67%	
<u>Private Securities (Compromised)</u>		

**MARKETABLE SECURITIES**

<u>Marketable securities</u>	R\$ 1,585,605	3,081,326
<u>Private Securities (Compromised)   CDI</u>		

**MARKETABLE SECURITIES**

<u>Percentage of basis used to calculate interest rate</u>	102.42%	
<u>Private Securities (Compromised) - Escrow Account</u>		

**MARKETABLE SECURITIES**

<u>Marketable securities</u>	R\$ 184,778	R\$ 179,703
<u>Private Securities (Compromised) - Escrow Account   CDI</u>		

**MARKETABLE SECURITIES**

<u>Percentage of basis used to calculate interest rate</u>	102.00%	
--	---------	--

**TRADE ACCOUNTS  
RECEIVABLE - Breakdown  
of balances (Details) - Trade  
accounts receivable - BRL  
(R\$)**

**Dec. 31, 2020 Dec. 31, 2019**

**R\$ in Thousands**

**TRADE ACCOUNTS RECEIVABLE**

Financial assets R\$ 2,915,206 R\$ 3,035,817

Factoring of receivables

**TRADE ACCOUNTS RECEIVABLE**

Financial assets 5,388,370 3,544,625

Gross | Domestic (Brazil) | Third parties

**TRADE ACCOUNTS RECEIVABLE**

Financial assets 970,796 1,027,035

Gross | Domestic (Brazil) | Related parties

**TRADE ACCOUNTS RECEIVABLE**

Financial assets 47,685 23,760

Gross | Foreign | Third parties

**TRADE ACCOUNTS RECEIVABLE**

Financial assets 1,938,614 2,027,018

Expected credit losses

**TRADE ACCOUNTS RECEIVABLE**

Financial assets R\$ (41,889) R\$ (41,996)

**TRADE ACCOUNTS  
RECEIVABLE - Trade  
accounts receivable by  
maturity (Details) - Trade  
accounts receivable - BRL  
(R\$)**

**Dec. 31, 2020 Dec. 31, 2019**

**R\$ in Thousands**

**TRADE ACCOUNTS RECEIVABLE**

Financial assets

R\$ 2,915,206 R\$ 3,035,817

Neither past due nor impaired | Current

**TRADE ACCOUNTS RECEIVABLE**

Financial assets

2,603,229 2,552,459

Past due but not impaired | Up to 30 days

**TRADE ACCOUNTS RECEIVABLE**

Financial assets

209,210 180,909

Past due but not impaired | From 31 to 60 days

**TRADE ACCOUNTS RECEIVABLE**

Financial assets

51,420 148,388

Past due but not impaired | From 61 to 90 days

**TRADE ACCOUNTS RECEIVABLE**

Financial assets

2,062 20,448

Past due but not impaired | From 91 to 120 days

**TRADE ACCOUNTS RECEIVABLE**

Financial assets

6,665 20,680

Past due but not impaired | From 121 to 180 days

**TRADE ACCOUNTS RECEIVABLE**

Financial assets

8,618 17,899

Past due but not impaired | More than 180 days

**TRADE ACCOUNTS RECEIVABLE**

Financial assets

R\$ 34,002 R\$ 95,034

**TRADE ACCOUNTS  
RECEIVABLE - Changes in  
expected credit losses  
(Details) - Trade accounts  
receivable - BRL (R\$)  
R\$ in Thousands**

**12 Months Ended**

**Dec. 31, 2020 Dec. 31, 2019**

**Changes in allowance for doubtful accounts**

<u>Beginning balance</u>	R\$ (41,996)	R\$ (37,179)
<u>Business combination</u>		(5,947)
<u>Addition</u>	(9,350)	(18,650)
<u>Reversal</u>	3,328	6,364
<u>Write-off</u>	7,737	13,383
<u>Exchange rate variation</u>	(1,608)	33
<u>Ending balance</u>	R\$ (41,889)	R\$ (41,996)

**TRADE ACCOUNTS  
RECEIVABLE - Main  
customers (Details) - Net  
Sales - Pulp - customer**

**12 Months Ended**

**Dec. 31, 2020 Dec. 31, 2019**

**TRADE ACCOUNTS RECEIVABLE**

<u>Number of customers</u>	0	1
<u>Concentration risk percentage</u>	10.00%	10.00%

**INVENTORIES - Summary  
of balances (Details) - BRL  
(R\$) Dec. 31, 2020 Dec. 31, 2019  
R\$ in Thousands**

**INVENTORIES**

<u>Work in process</u>	R\$ 81,465	R\$ 75,377
<u>Raw materials</u>	1,450,507	1,047,433
<u>Spare parts and other</u>	508,444	488,410
<u>Inventories</u>	4,009,335	4,685,595

Pulp | Domestic (Brazil)

**INVENTORIES**

<u>Finished goods</u>	553,229	575,335
-----------------------	---------	---------

Pulp | Foreign

**INVENTORIES**

<u>Finished goods</u>	1,102,994	2,229,206
-----------------------	-----------	-----------

Paper | Domestic (Brazil)

**INVENTORIES**

<u>Finished goods</u>	225,058	199,635
-----------------------	---------	---------

Paper | Foreign

**INVENTORIES**

<u>Finished goods</u>	R\$ 87,638	R\$ 70,199
-----------------------	------------	------------

**INVENTORIES - Changes  
in provision for losses  
(Details) - BRL (R\$)  
R\$ in Thousands**

**12 Months Ended**

**Dec. 31, 2020 Dec. 31, 2019**

**Changes in provision for losses**

<u>Beginning balance</u>	R\$ (106,713)	R\$ (33,195)
<u>Business combination</u>		(11,117)
<u>Addition</u>	(77,173)	(111,077)
<u>Reversal</u>	11,498	9,734
<u>Write-off</u>	92,503	38,942
<u>Ending balance</u>	(79,885)	(106,713)
<u>Raw materials, estimated losses</u>	56,305	57,384
<u>Finished pulp product, write-off of inventory</u>	32,018	666
<u>Raw materials, write-off of inventory</u>	49,550	26,083
<u>Inventories pledged as security for liabilities</u>	R\$ 0	R\$ 0



**RECOVERABLE TAXES -  
Summary (Details) - BRL  
(R\$)  
R\$ in Thousands**

**Dec. 31, 2020 Dec. 31, 2019 Dec. 31, 2018**

**RECOVERABLE TAXES**

<u>IRPJ/CSLL - prepayments and withheld taxes</u>	R\$ 223,754	R\$ 575,351	
<u>PIS and COFINS - on acquisition of property, plant and equipment</u>	126,990	61,376	
<u>PIS and COFINS - operations</u>	287,206	507,919	
<u>PIS/COFINS - exclusion ICMS</u>	128,115	128,115	
<u>ICMS - on acquisition of property, plant and equipment</u>	112,672	115,560	
<u>ICMS - operations</u>	1,393,260	1,515,840	
<u>Reintegra Program</u>	110,121	108,657	
<u>Other taxes and contributions</u>	24,089	18,758	
<u>Provision for loss of ICMS credits</u>	(1,164,782)	(1,304,329)	R\$ (10,792)
<u>Provision for loss of PIS/COFINS credits</u>	0	(21,132)	R\$ 0
<u>Recoverable taxes</u>	1,241,425	1,706,115	
<u>Current assets</u>	406,850	997,201	
<u>Non-current assets</u>	R\$ 834,575	R\$ 708,914	

**RECOVERABLE TAXES - 12 Months Ended**  
**Rollforward of provision for**  
**loss (Details) - BRL (R\$) Dec. 31, 2020 Dec. 31, 2019**  
**R\$ in Thousands**

**ICMS**

<u>Beginning balance</u>	R\$ (1,304,329)	R\$ (10,792)
<u>Business combination with Fibria</u>		(1,211,109)
<u>Addition</u>	(64,107)	(82,428)
<u>Write-off</u>	57,254	
<u>Reversal</u>	146,400	
<u>Ending balance</u>	(1,164,782)	(1,304,329)

**PIS and COFINS**

<u>Beginning balance</u>	(21,132)	0
<u>Addition</u>		(21,132)
<u>Write-off</u>	21,132	
<u>Ending balance</u>	0	(21,132)

**Total**

<u>Beginning balance</u>	(1,325,461)	(10,792)
<u>Business combination with Fibria</u>		(1,211,109)
<u>Addition</u>	(64,107)	(103,560)
<u>Write-off</u>	78,386	
<u>Recovery</u>	146,400	
<u>Ending balance</u>	R\$ (1,164,782)	R\$ (1,325,461)

**ADVANCE TO SUPPLIERS****(Details) - BRL (R\$)      Dec. 31, 2020 Dec. 31, 2019****R\$ in Thousands****Advances to suppliers****Advances to suppliers      R\$ 1,058,277 R\$ 1,257,630****Current      43,162      170,481****Non current      1,015,115      1,087,149****Forestry development program****Advances to suppliers****Advances to suppliers      1,015,115      1,087,149****Advance to suppliers****Advances to suppliers****Advances to suppliers      R\$ 43,162      R\$ 170,481**

**RELATED PARTIES -  
Balances recognized in assets  
and liabilities (Details) -  
BRL (R\$)  
R\$ in Thousands**

**Dec. 31, 2020 Dec. 31, 2019**

**RELATED PARTIES**

Balances receivable (payable) R\$ 55,994 R\$ 21,283

Trade accounts receivable

**RELATED PARTIES**

Balances receivable (payable) 47,685 23,760

Other accounts receivable

**RELATED PARTIES**

Balances receivable (payable) 11,163

Trade accounts payable

**RELATED PARTIES**

Balances receivable (payable) (2,849) (2,477)

Other accounts payable

**RELATED PARTIES**

Balances receivable (payable) (5)

Transactions with controlling shareholders

**RELATED PARTIES**

Balances receivable (payable) 3 3

Suzano Holding S.A.

**RELATED PARTIES**

Balances receivable (payable) 3 3

Transactions with companies of the Suzano Group and other related parties

**RELATED PARTIES**

Balances receivable (payable) 55,991 21,280

Management | Reimbursement for expenses

**RELATED PARTIES**

Balances receivable (payable) (5) (1)

Bexma Participacoes Ltda. | Reimbursement for expenses

**RELATED PARTIES**

Balances receivable (payable) 1 1

Bizma Investimentos Ltda. | Reimbursement for expenses

**RELATED PARTIES**

Balances receivable (payable) 1 1

Ensyn Technologies | Reimbursement for expenses

**RELATED PARTIES**

Balances receivable (payable) 2,829

Ibema Companhia Brasileira de Papel | Sale of pulp

**RELATED PARTIES**

Balances receivable (payable) 47,685 23,755

Ibema Companhia Brasileira de Papel | Sale of other products

**RELATED PARTIES**

Balances receivable (payable) 695

Ibema Companhia Brasileira de Papel | Purchase of products

**RELATED PARTIES**

Balances receivable (payable) (2,834) (2,467)

Ibema Companhia Brasileira de Papel | Dividends receivable

**RELATED PARTIES**

Balances receivable (payable) 6,415

Ibema Companhia Brasileira de Papel | Interest on shareholders' equity

**RELATED PARTIES**

Balances receivable (payable) 1,218

Instituto Ecofuturo - Futuro Para o Desenvolvimento Sustentavel | Social services

**RELATED PARTIES**

Balances receivable (payable) 1 R\$ (9)

Nemonorte Imoveis e Participacoes Ltda. | Real estate advisory

**RELATED PARTIES**

Balances receivable (payable) R\$ (15)

**RELATED PARTIES -  
Amounts transacted in the  
year (Details) - BRL (R\$)  
R\$ in Thousands**

**12 Months Ended**

	<b>Dec. 31, 2020</b>	<b>Dec. 31, 2019</b>	<b>Dec. 31, 2018</b>
<b><u>RELATED PARTIES</u></b>			
<u>Expenses (income)</u>	R\$ 102,078	R\$ 82,788	R\$ 90,004
<u>Transactions with controlling shareholders</u>			
<b><u>RELATED PARTIES</u></b>			
<u>Expenses (income)</u>	(5,029)	(5,945)	(12,723)
<u>Suzano Holding S.A.   Granting of guarantees and administrative expenses</u>			
<b><u>RELATED PARTIES</u></b>			
<u>Expenses (income)</u>	(5,029)	(5,945)	(12,723)
<u>Transactions with companies of the Suzano Group and other related parties</u>			
<b><u>RELATED PARTIES</u></b>			
<u>Expenses (income)</u>	(107,107)	(88,733)	(102,727)
<u>Management   Reimbursement for expenses</u>			
<b><u>RELATED PARTIES</u></b>			
<u>Expenses (income)</u>	(392)	(8,415)	541
<u>Bexma Participacoes Ltda.   Reimbursement for expenses</u>			
<b><u>RELATED PARTIES</u></b>			
<u>Expenses (income)</u>	11	11	10
<u>Bizma Investimentos Ltda.   Reimbursement for expenses</u>			
<b><u>RELATED PARTIES</u></b>			
<u>Expenses (income)</u>	12	10	
<u>Ensyn Corporation   Loan charges</u>			
<b><u>RELATED PARTIES</u></b>			
<u>Expenses (income)</u>	689		
<u>Ficus Empreendimentos e Participacoes Ltda.   Reimbursement for expenses</u>			
<b><u>RELATED PARTIES</u></b>			
<u>Expenses (income)</u>	(655)	(763)	
<u>Fundacao Arymax   Reimbursement for expenses</u>			
<b><u>RELATED PARTIES</u></b>			
<u>Expenses (income)</u>	2		
<u>Ibema Companhia Brasileira de Papel   Sale of paper</u>			
<b><u>RELATED PARTIES</u></b>			
<u>Expenses (income)</u>	117,305	111,325	107,252
<u>Ibema Companhia Brasileira de Papel   Purchase of products</u>			
<b><u>RELATED PARTIES</u></b>			
<u>Expenses (income)</u>	(5,464)	(7,744)	16
<u>Instituto Ecofuturo - Futuro Para o Desenvolvimento Sustentavel   Social services</u>			

**RELATED PARTIES**

Expenses (income) (4,168) (5,272) (4,184)  
IPFL Holding S.A | Reimbursement for expenses

**RELATED PARTIES**

Expenses (income) 5 4 4  
Lazam MDS Corretora e Adm. Seguros S.A. | Sale of paper

**RELATED PARTIES**

Expenses (income) 3 7 (31)  
Mabex Representacoes e Participacoes Ltda. | Aircraft services

**RELATED PARTIES**

Expenses (income) (50) (100) (390)  
Nemonorte Imoveis e Participacoes Ltda. | Real estate advisory

**RELATED PARTIES**

Expenses (income) R\$ (191) R\$ (330) R\$ (491)

RELATED PARTIES - Management compensation (Details) - BRL (R\$) R\$ in Thousands	12 Months Ended		
	Dec. 31, 2020	Dec. 31, 2019	Dec. 31, 2018
<b><u>Short-term benefits</u></b>			
<u>Salary or compensation</u>	R\$ 47,089	R\$ 39,459	R\$ 48,663
<u>Direct and indirect benefits</u>	852	1,747	2,828
<u>Bonus</u>	11,326	8,007	16,752
<u>Total short term benefits</u>	59,267	49,213	68,243
<b><u>Long-term benefits</u></b>			
<u>Share-based compensation plan</u>	75,022	45,739	62,150
<u>Total long term benefits</u>	75,022	45,739	62,150
<u>Total management compensation</u>	R\$ 134,289	R\$ 94,952	R\$ 130,393



**INCOME AND SOCIAL  
CONTRIBUTION TAXES -  
Deferred income and social  
contribution taxes (Details) -  
BRL (R\$)  
R\$ in Thousands**

	<b>Dec. 31, 2020</b>	<b>Dec. 29, 2020</b>	<b>Dec. 31, 2019</b>
<b><u>Deferred income and social contribution taxes</u></b>			
<u>Assets temporary differences</u>	R\$ 12,417,978		R\$ 5,576,253
<u>Liabilities temporary differences</u>	3,741,546		4,021,088
<u>Non-current assets</u>	8,677,002		2,134,040
<u>Non-current liabilities</u>	570		578,875
<u>Tax loss carryforwards</u>			
<b><u>Deferred income and social contribution taxes</u></b>			
<u>Assets temporary differences</u>	1,013,008		600,249
<u>Negative tax base</u>			
<b><u>Deferred income and social contribution taxes</u></b>			
<u>Assets temporary differences</u>	329,412		146,346
<u>Provision for judicial liabilities</u>			
<b><u>Deferred income and social contribution taxes</u></b>			
<u>Assets temporary differences</u>	233,100		265,571
<u>Operating provisions and other losses</u>			
<b><u>Deferred income and social contribution taxes</u></b>			
<u>Assets temporary differences</u>	1,051,096		914,696
<u>Exchange rate variation</u>			
<b><u>Deferred income and social contribution taxes</u></b>			
<u>Assets temporary differences</u>	6,112,906		2,001,942
<u>Losses on derivatives</u>			
<b><u>Deferred income and social contribution taxes</u></b>			
<u>Assets temporary differences</u>	2,303,833		618,427
<u>Fair value adjustment on business combination - Amortization</u>			
<b><u>Deferred income and social contribution taxes</u></b>			
<u>Assets temporary differences</u>	718,645		713,656
<u>Unrealized profit on inventories</u>			
<b><u>Deferred income and social contribution taxes</u></b>			
<u>Assets temporary differences</u>	176,847		293,322
<u>Lease</u>			
<b><u>Deferred income and social contribution taxes</u></b>			
<u>Assets temporary differences</u>	287,066		22,044
<u>Provision of deferred taxes on results of subsidiaries abroad</u>			
<b><u>Deferred income and social contribution taxes</u></b>			
<u>Assets temporary differences</u>	33,893		
<u>Other temporary differences</u>			
<b><u>Deferred income and social contribution taxes</u></b>			

<u>Assets temporary differences</u>	158,172	
<u>Liabilities temporary differences</u>		17,004
<u>Goodwill - Tax benefit on unamortized goodwill</u>		
<b><u>Deferred income and social contribution taxes</u></b>		
<u>Liabilities temporary differences</u>	469,875	216,857
<u>Property, plant and equipment - deemed cost adjustment</u>		
<b><u>Deferred income and social contribution taxes</u></b>		
<u>Liabilities temporary differences</u>	1,385,642	1,506,220
<u>Accelerated tax depreciation</u>		
<b><u>Deferred income and social contribution taxes</u></b>		
<u>Liabilities temporary differences</u>	1,025,136	1,113,200
<u>Borrowing cost</u>		
<b><u>Deferred income and social contribution taxes</u></b>		
<u>Liabilities temporary differences</u>	110,036	104,549
<u>Fair value of biological assets</u>		
<b><u>Deferred income and social contribution taxes</u></b>		
<u>Liabilities temporary differences</u>	237,879	53,502
<u>Tax provision on results of subsidiaries abroad</u>		
<b><u>Deferred income and social contribution taxes</u></b>		
<u>Liabilities temporary differences</u>		463,850
<u>Fair value adjustment on business combination with Fibria - Deferred taxes, net</u>		
<b><u>Deferred income and social contribution taxes</u></b>		
<u>Liabilities temporary differences</u>	469,419	502,347
<u>Tax credits - gains in tax lawsuit (ICMS from the PIS/COFINS calculation basis)</u>		
<b><u>Deferred income and social contribution taxes</u></b>		
<u>Liabilities temporary differences</u>	R\$ 43,559	R\$ 43,559
<u>Capital gain on sale of rural properties</u>		
<b><u>Deferred income and social contribution taxes</u></b>		
<u>Assets temporary differences</u>		R\$ 175,202

**INCOME AND SOCIAL  
CONTRIBUTION TAXES -**

**Carryforwards (Details) -  
BRL (R\$)**

**Dec. 31, 2020 Dec. 31, 2019**

**R\$ in Thousands**

**INCOME AND SOCIAL CONTRIBUTION TAXES**

<u>Tax loss carryforward</u>	R\$ 4,052,013	R\$ 2,400,998
<u>Social contribution tax loss carryforward</u>	R\$ 3,660,133	R\$ 1,626,064

**INCOME AND SOCIAL  
CONTRIBUTION TAXES -  
Rollforward (Details) - BRL  
(R\$)**

**R\$ in Thousands**

**12 Months Ended**

	<b>Dec. 31, 2020</b>	<b>Dec. 31, 2019</b>	<b>Dec. 29, 2020</b>
<b><u>Rollforward of net balance of deferred income tax</u></b>			
<u>Beginning balance</u>	R\$ 1,555,165	R\$ (1,029,135)	
<u>Tax loss</u>	412,759	270,559	
<u>Tax loss carryforwards</u>	183,066	139,719	
<u>(Reversal)/provision for judicial liabilities</u>	(32,471)	31,262	
<u>Operating provision (reversal) and other losses</u>	136,400	(21,757)	
<u>Exchange rate variation</u>	4,110,964	552,421	
<u>Derivative losses ("MtM")</u>	1,685,406	319,860	
<u>Fair value adjustment on business combination - Amortization</u>	37,917	699,527	
<u>Unrealized profit on inventories</u>	(116,475)	65,492	
<u>Lease</u>	265,022	(3,274)	
<u>Tax benefit on unamortized goodwill</u>	(253,018)	(203,696)	
<u>Property, plant and equipment - Deemed cost</u>	120,578	46,359	
<u>Accelerated depreciation</u>	88,064	82,982	
<u>Borrowing cost</u>	(5,487)	44,727	
<u>Fair value of biological assets</u>	(184,377)	(60,778)	
<u>Reversal/(provision) of deferred taxes on the result of subsidiaries abroad</u>	497,743	(351,485)	
<u>Business combination</u>		1,034,842	
<u>Tax credits - gains in tax lawsuit (ICMS from the PIS/COFINS calculation basis)</u>		(43,559)	
<u>Other temporary differences</u>	175,176	(18,901)	
<u>Ending balance</u>	R\$ 8,676,432	R\$ 1,555,165	
<u>Temporary difference from capital gain on sale of rural property</u>			R\$ 175,202

**INCOME AND SOCIAL  
CONTRIBUTION TAXES -  
Reconciliation of effects of  
income tax and social  
contribution on profit or loss  
(Details) - BRL (R\$)  
R\$ in Thousands**

**12 Months Ended**

	<b>Dec. 31, 2020</b>	<b>Dec. 31, 2019</b>	<b>Dec. 31, 2018</b>
<b><u>Reconciliation of the effects of income tax and social contribution on profit or loss</u></b>			
<u>Loss before taxes</u>	R\$ (17,642,129)	R\$ (4,097,203)	
<u>Income tax and social contribution benefit (expense) at statutory nominal rate of 34%</u>	R\$ 5,998,324	R\$ 1,393,049	
<u>Tax rate</u>	34.00%	34.00%	
<b><u>Tax effect on permanent differences</u></b>			
<u>Taxation (difference) on profit of wholly-owned subsidiaries abroad</u>	R\$ 1,373,845	R\$ (24,933)	
<u>Equity method</u>	12,288	10,878	
<u>Thin capitalisation</u>	(675,356)	(95,003)	
<u>Credit related to Reintegrate Program</u>	6,278	4,515	
<u>Tax incentives applicable to income tax</u>	10,668	18,919	
<u>Director bonus</u>	(7,677)	(43,913)	
<u>Offset income tax abroad</u>	72,890		
<u>Merger of subsidiaries</u>	67,311		
<u>Donations / Fines - Other</u>	68,623	18,949	
<u>Income and social contribution benefits (expenses) on the period</u>	6,927,194	1,282,461	R\$ (154,516)
<b><u>Income tax</u></b>			
<u>Current</u>	(173,322)	(220,311)	
<u>Deferred</u>	5,225,655	1,093,200	
<u>Total income Tax</u>	5,052,333	872,889	
<b><u>Social Contribution</u></b>			
<u>Current</u>	(8,604)	(25,799)	
<u>Deferred</u>	1,883,465	435,371	
<u>Total Social Contribution</u>	1,874,861	409,572	
<u>Income and social contribution benefits (expenses) on the period</u>	R\$ 6,927,194	R\$ 1,282,461	R\$ (154,516)
<u>Effective rate of income and social contribution tax expenses</u>	39.27%	31.30%	

**BIOLOGICAL ASSETS -  
Changes (Details) - BRL  
(R\$)  
R\$ in Thousands**

**12 Months Ended**

**Dec. 31, 2020 Dec. 31, 2019 Dec. 31, 2018**

**Changes in balances of biological assets**

<u>Balance, beginning of the year</u>	R\$ 10,571,499	R\$ 4,935,905	
<u>Business combination</u>		4,579,526	
<u>Addition</u>	3,392,975	2,849,039	
<u>Depletion</u>	(3,094,742)	(1,905,118)	
<u>Transfers</u>	(23,471)		
<u>Gain on fair value adjustment</u>	466,484	185,399	R\$ (129,187)
<u>Disposal</u>	(93,847)	(23,764)	
<u>Other write-offs</u>	(57,688)	(49,488)	
<u>Balance, end of the year</u>	R\$ 11,161,210	R\$ 10,571,499	R\$ 4,935,905
<u>Effective area of forest from the year of planting</u>	3 years	3 years	
<u>Minimum</u>			
<b><u>Changes in balances of biological assets</u></b>			
<u>Average cycle of forest formation</u>	6 years	6 years	
<u>Maximum</u>			
<b><u>Changes in balances of biological assets</u></b>			
<u>Average cycle of forest formation</u>	7 years	7 years	

BIOLOGICAL ASSETS - Assumptions (Details)	12 Months Ended	
	Dec. 31, 2020	Dec. 31, 2019
	ha R\$ / m <sup>3</sup> m / ha	ha R\$ / m <sup>3</sup> m / ha
<b><u>Assumptions used</u></b>		
<u>Planted useful area (hectare)</u>	1,020,176	988,720
<u>Average annual growth (IMA) - m<sup>3</sup> /hectare /year   m / ha</u>	38.43	38.34
<u>Average gross sale price of eucalyptus - R\$/m<sup>3</sup>   R\$ / m<sup>3</sup></u>	70.22	66.81
<u>Discount rate - %</u>	8.90%	8.40%
<u>Mature assets</u>		
<b><u>Assumptions used</u></b>		
<u>Planted useful area (hectare)</u>	111,866	86,352
<u>Immature assets</u>		
<b><u>Assumptions used</u></b>		
<u>Planted useful area (hectare)</u>	908,310	902,368

**BIOLOGICAL ASSETS -  
Fair value adjustment  
(Details) - BRL (R\$)  
R\$ in Thousands**

**12 Months Ended**

	<b>Dec. 31, 2020</b>	<b>Dec. 31, 2019</b>	<b>Dec. 31, 2018</b>
<u>Fair value adjustment of biological assets recognized under other operating income (expense), net</u>			
<u>Physical changes</u>	R\$ 156,906	R\$ (347,409)	
<u>Price</u>	309,578	532,808	
<u>Fair value adjustment of biological assets recognized under other operating income (expense), net</u>	466,484	185,399	R\$ (129,187)
<u>Biological assets pledged</u>	R\$ 140,142	R\$ 0	



**INVESTMENTS -  
Investments breakdown  
(Details) - BRL (R\$)  
R\$ in Thousands**

**Dec. 31, 2020 Dec. 31, 2019**

**INVESTMENTS**

<u>Investments in associates and joint ventures</u>	R\$ 96,373	R\$ 140,936
<u>Goodwill</u>	236,360	161,462
<u>Other investments evaluated at fair value through other comprehensive income</u>	26,338	20,048
<u>Total investments accounted for using equity method</u>	R\$ 359,071	R\$ 322,446

**INVESTMENTS -  
Investments in associates  
and joint ventures (Details) -  
BRL (R\$)  
R\$ in Thousands**

**12 Months Ended**

**Dec. 31, 2020 Dec. 31, 2019 Dec. 31, 2018 Dec. 31, 2017**

**Investments**

<u>Equity</u>	R\$ 7,337,378	R\$ 18,087,969	R\$ 12,025,934	R\$ 11,616,610
<u>Company Participation in equity</u>	96,373	140,936		
<u>Company Participation in the income of the year</u>	36,142	31,993	R\$ 7,576	

Joint ventures

**Investments**

<u>Company Participation in equity</u>	75,514	32,530		
<u>Company Participation in the income of the year</u>	49,674	20,465		

Ibema Companhia Brasileira de Papel

**Investments**

<u>Equity</u>	140,893			
<u>Income of the year</u>	R\$ 99,547			
<u>Participation equity in joint ventures (as a percent)</u>	49.90%			
<u>Company Participation in equity</u>	R\$ 70,305	28,489		
<u>Company Participation in the income of the year</u>	49,674	20,307		

F&E Technologies LLC

**Investments**

<u>Equity</u>	R\$ 10,419			
<u>Participation equity in joint ventures (as a percent)</u>	50.00%			
<u>Company Participation in equity</u>	R\$ 5,209	4,041		
<u>Company Participation in the income of the year</u>		158		

Associates

**Investments**

<u>Company Participation in equity</u>	20,859	108,406		
<u>Company Participation in the income of the year</u>	(13,532)	11,528		

Ensyn Corporation

**Investments**

<u>Equity</u>	21,629			
<u>Income of the year</u>	R\$ (30,153)			
<u>Participation equity in associate (as a percent)</u>	25.30%			
<u>Company Participation in equity</u>	R\$ 5,472	21,437		
<u>Company Participation in the income of the year</u>	(7,629)	12,860		

Spinnova Oy

**Investments**

<u>Equity</u>	65,643			
<u>Income of the year</u>	R\$ (25,183)			
<u>Participation equity in associate (as a percent)</u>	23.44%			
<u>Company Participation in equity</u>	R\$ 15,387	86,969		
<u>Company Participation in the income of the year</u>	R\$ (5,903)	R\$ (1,332)		

**PROPERTY, PLANT AND  
EQUIPMENT (Details) -  
BRL (R\$)  
R\$ in Thousands**

**12 Months Ended**

**Dec. 31,      Dec. 31,  
2020              2019**

**Property, Plant and Equipment**

<u>Balance, beginning of year</u>	R\$	
		41,120,945
<u>Balance, end of year</u>		39,156,890
	R\$	41,120,945
<u>Property, plant and equipment pledged as collateral</u>		20,903,151
<u>Capitalized interest</u>	R\$ 10,636	R\$ 4,213
<u>Average monthly rate of interest capitalization</u>	9.06%	9.50%

Facepa

**Property, Plant and Equipment**

<u>Balance, end of year</u>	R\$	65,487
-----------------------------	-----	--------

Gross

**Property, Plant and Equipment**

<u>Balance, beginning of year</u>	R\$	
		63,512,967
	R\$	25,402,513
<u>Additions</u>	1,503,255	2,001,674
<u>Write-offs</u>	(376,920)	(337,759)
<u>Business combination</u>		27,206,328
<u>Transfer and other</u>	(396,389)	(212,630)
<u>Balance, end of year</u>	64,242,913	63,512,967

Gross | Fibria

**Property, Plant and Equipment**

<u>Fair value adjustment from business combination</u>		9,445,315
--	--	-----------

Gross | Facepa

**Property, Plant and Equipment**

<u>Fair value adjustment from business combination</u>		2,078
--	--	-------

Gross | Ibema Companhia Brasileira de Papel

**Property, Plant and Equipment**

<u>Fair value adjustment from business combination</u>		5,448
--	--	-------

Accumulated Depreciation and Amortization

**Property, Plant and Equipment**

<u>Balance, beginning of year</u>	(22,392,022)	(8,382,254)
<u>Additions</u>	(2,792,457)	(2,470,251)
<u>Write-offs</u>	98,456	156,562
<u>Transfer and other</u>		548,038
<u>Balance, end of year</u>	(25,086,023)	(22,392,022)

Accumulated Depreciation and Amortization | Fibria

**Property, Plant and Equipment**

<u>Business combination</u>		(11,606,879)
-----------------------------	--	--------------

<u>Fair value adjustment from business combination</u>		(624,327)
--	--	-----------

Accumulated Depreciation and Amortization | Facepa

**Property, Plant and Equipment**

Fair value adjustment from business combination (12,318)

Accumulated Depreciation and Amortization | Ibema Companhia Brasileira de Papel

**Property, Plant and Equipment**

Fair value adjustment from business combination (593)

Lands

**Property, Plant and Equipment**

Balance, beginning of year 10,321,574

Balance, end of year 9,912,305 10,321,574

Lands | Gross

**Property, Plant and Equipment**

Balance, beginning of year 10,321,574 5,104,717

Additions 2,274 337,932

Write-offs (213,399) (92,705)

Business combination 2,151,338

Transfer and other (198,144) 182,621

Balance, end of year R\$ 9,912,305 10,321,574

Lands | Gross | Fibria

**Property, Plant and Equipment**

Fair value adjustment from business combination 2,637,671

Buildings

**Property, Plant and Equipment**

Average rate % 3.52%

**Property, Plant and Equipment**

Balance, beginning of year R\$ 5,787,873

Balance, end of year 5,957,348 5,787,873

Buildings | Gross

**Property, Plant and Equipment**

Balance, beginning of year 8,767,789 3,058,520

Additions 2,825 1,943

Write-offs (26,564) (36,276)

Business combination 3,918,552

Transfer and other 459,084 323,029

Balance, end of year 9,203,134 8,767,789

Buildings | Gross | Fibria

**Property, Plant and Equipment**

Fair value adjustment from business combination 1,502,021

Buildings | Accumulated Depreciation and Amortization

**Property, Plant and Equipment**

Balance, beginning of year (2,979,916) (906,616)

Additions (291,862) (255,888)

<u>Write-offs</u>	25,992	26,886
<u>Transfer and other</u>		29,906
<u>Balance, end of year</u>	R\$ (3,245,786)	(2,979,916)
<u>Buildings   Accumulated Depreciation and Amortization   Fibria</u>		
<b><u>Property, Plant and Equipment</u></b>		
<u>Business combination</u>		(1,804,967)
<u>Fair value adjustment from business combination</u>		(63,495)
<u>Buildings   Accumulated Depreciation and Amortization   Facepa</u>		
<b><u>Property, Plant and Equipment</u></b>		
<u>Fair value adjustment from business combination</u>		(5,742)
<u>Machinery and equipment and facilities</u>		
<b><u>Property, Plant and Equipment</u></b>		
<u>Average rate %</u>	5.77%	
<b><u>Property, Plant and Equipment</u></b>		
<u>Balance, beginning of year</u>	R\$ 23,670,191	
<u>Balance, end of year</u>	22,007,923	23,670,191
<u>Machinery and equipment and facilities   Gross</u>		
<b><u>Property, Plant and Equipment</u></b>		
<u>Balance, beginning of year</u>	42,520,577	16,441,031
<u>Additions</u>	194,086	136,855
<u>Write-offs</u>	(92,915)	(172,458)
<u>Business combination</u>		20,255,811
<u>Transfer and other</u>	562,747	740,879
<u>Balance, end of year</u>	43,184,495	42,520,577
<u>Machinery and equipment and facilities   Gross   Fibria</u>		
<b><u>Property, Plant and Equipment</u></b>		
<u>Fair value adjustment from business combination</u>		5,109,939
<u>Machinery and equipment and facilities   Gross   Facepa</u>		
<b><u>Property, Plant and Equipment</u></b>		
<u>Fair value adjustment from business combination</u>		3,072
<u>Machinery and equipment and facilities   Gross   Ibema Companhia Brasileira de Papel</u>		
<b><u>Property, Plant and Equipment</u></b>		
<u>Fair value adjustment from business combination</u>		5,448
<u>Machinery and equipment and facilities   Accumulated Depreciation and Amortization</u>		
<b><u>Property, Plant and Equipment</u></b>		
<u>Balance, beginning of year</u>	(18,850,386)	(7,248,143)
<u>Additions</u>	(2,390,583)	(2,123,193)
<u>Write-offs</u>	64,397	115,732
<u>Transfer and other</u>		508,585
<u>Balance, end of year</u>	(21,176,572)	(18,850,386)
<u>Machinery and equipment and facilities   Accumulated Depreciation and Amortization   Fibria</u>		

**Property, Plant and Equipment**

<u>Business combination</u>		(9,552,825)
<u>Fair value adjustment from business combination</u>		(543,468)
<u>Machinery and equipment and facilities   Accumulated Depreciation and Amortization</u> <u>  Facepa</u>		

**Property, Plant and Equipment**

<u>Fair value adjustment from business combination</u>		(6,481)
<u>Machinery and equipment and facilities   Accumulated Depreciation and Amortization</u> <u>  Ibema Companhia Brasileira de Papel</u>		

**Property, Plant and Equipment**

<u>Fair value adjustment from business combination</u>		(593)
<u>Work in progress</u>		

**Property, Plant and Equipment**

<u>Balance, beginning of year</u>	969,701	
<u>Balance, end of year</u>	883,384	969,701
<u>Work in progress   Gross</u>		

**Property, Plant and Equipment**

<u>Balance, beginning of year</u>	969,701	466,156
<u>Additions</u>	1,289,738	1,477,420
<u>Write-offs</u>	(18,853)	(1,462)
<u>Business combination</u>		425,868
<u>Transfer and other</u>	(1,357,202)	(1,397,398)
<u>Balance, end of year</u>	R\$ 883,384	969,701
<u>Work in progress   Gross   Facepa</u>		

**Property, Plant and Equipment**

<u>Fair value adjustment from business combination</u>		(883)
<u>Other</u>		

**Property, Plant and Equipment**

<u>Average rate %</u>	15.76%	
-----------------------	--------	--

**Property, Plant and Equipment**

<u>Balance, beginning of year</u>	R\$ 371,606	
<u>Balance, end of year</u>	395,930	371,606
<u>Other   Gross</u>		

**Property, Plant and Equipment**

<u>Balance, beginning of year</u>	933,326	332,089
<u>Additions</u>	14,332	47,524
<u>Write-offs</u>	(25,189)	(34,858)
<u>Business combination</u>		454,759
<u>Transfer and other</u>	137,126	(61,761)
<u>Balance, end of year</u>	1,059,595	933,326
<u>Other   Gross   Fibria</u>		

**Property, Plant and Equipment**

<u>Fair value adjustment from business combination</u>		195,684
<u>Other   Gross   Facepa</u>		

**Property, Plant and Equipment**

Fair value adjustment from business combination (111)

Other | Accumulated Depreciation and Amortization

**Property, Plant and Equipment**

Balance, beginning of year (561,720) (227,495)

Additions (110,012) (91,170)

Write-offs 8,067 13,944

Transfer and other 9,547

Balance, end of year R\$ (663,665) (561,720)

Other | Accumulated Depreciation and Amortization | Fibria

**Property, Plant and Equipment**

Business combination (249,087)

Fair value adjustment from business combination (17,364)

Other | Accumulated Depreciation and Amortization | Facepa

**Property, Plant and Equipment**

Fair value adjustment from business combination R\$ (95)

<b>INTANGIBLE - Goodwill and intangible assets with indefinite useful life (Details) - BRL (R\$) R\$ in Thousands</b>	<b>12 Months Ended</b>			
	<b>Dec. 31, 2020</b>	<b>Dec. 31, 2019</b>	<b>Jan. 03, 2019</b>	<b>Mar. 31, 2018</b>
<u><b>Goodwill and intangible assets with indefinite useful life</b></u>				
<u>Goodwill and intangible assets with indefinite useful life</u> <u>Vale Florestar S.A.</u>	R\$ 8,017,579	R\$ 8,063,014		
<u><b>Goodwill and intangible assets with indefinite useful life</b></u>				
<u>Goodwill and intangible assets with indefinite useful life</u> <u>Goodwill impairment</u> <u>Facepa</u>	45,435	45,435		
<u><b>Goodwill and intangible assets with indefinite useful life</b></u>				
<u>Goodwill and intangible assets with indefinite useful life</u> <u>Total consideration transferred / to be transferred</u> <u>Fibria</u>	119,332	119,332		R\$ 307,876
<u><b>Goodwill and intangible assets with indefinite useful life</b></u>				
<u>Goodwill and intangible assets with indefinite useful life</u> <u>Total consideration transferred / to be transferred</u> <u>Other</u>	7,897,051	7,897,051	R\$ 37,235,854	
<u><b>Goodwill and intangible assets with indefinite useful life</b></u>				
<u>Goodwill and intangible assets with indefinite useful life</u>	R\$ 1,196	R\$ 1,196		



**INTANGIBLE - Valuation  
assumptions (Details)**

**12 Months Ended  
Dec. 31, 2020  
R\$ / \$  
\$ / T**

**Assumptions used in valuation of cash-generating units**

Nominal tax rate for cash generating units 3.27%

Discount rate, based on WACC (as a percent) 9.19%

Not later than one year

**Assumptions used in valuation of cash-generating units**

Average exchange rate | R\$ / \$ 5.01

Discount rate (pos-tax) 9.19%

Discount rate (pre-tax) 13.00%

Later than one year and not later than two years

**Assumptions used in valuation of cash-generating units**

Average exchange rate | R\$ / \$ 4.82

Discount rate (pos-tax) 9.19%

Discount rate (pre-tax) 13.00%

Later than two years and not later than three years

**Assumptions used in valuation of cash-generating units**

Average exchange rate | R\$ / \$ 4.81

Discount rate (pos-tax) 9.19%

Discount rate (pre-tax) 13.00%

Later than three years and not later than four years

**Assumptions used in valuation of cash-generating units**

Average exchange rate | R\$ / \$ 4.82

Discount rate (pos-tax) 9.19%

Discount rate (pre-tax) 13.00%

Later than four years and not later than five years

**Assumptions used in valuation of cash-generating units**

Average exchange rate | R\$ / \$ 4.88

Discount rate (pos-tax) 9.19%

Discount rate (pre-tax) 13.00%

Asia | Not later than one year

**Assumptions used in valuation of cash-generating units**

Net average pulp price 495.0

Asia | Later than one year and not later than two years

**Assumptions used in valuation of cash-generating units**

Net average pulp price 651.7

Asia | Later than two years and not later than three years

**Assumptions used in valuation of cash-generating units**

Net average pulp price 457.5

Asia | Later than three years and not later than four years

**Assumptions used in valuation of cash-generating units**

<u>Net average pulp price</u>	492.5
<u>Asia   Later than four years and not later than five years</u>	
<b><u>Assumptions used in valuation of cash-generating units</u></b>	
<u>Net average pulp price</u>	502.4
<u>Europe   Not later than one year</u>	
<b><u>Assumptions used in valuation of cash-generating units</u></b>	
<u>Net average pulp price</u>	490.5
<u>Europe   Later than one year and not later than two years</u>	
<b><u>Assumptions used in valuation of cash-generating units</u></b>	
<u>Net average pulp price</u>	640.1
<u>Europe   Later than two years and not later than three years</u>	
<b><u>Assumptions used in valuation of cash-generating units</u></b>	
<u>Net average pulp price</u>	504.7
<u>Europe   Later than three years and not later than four years</u>	
<b><u>Assumptions used in valuation of cash-generating units</u></b>	
<u>Net average pulp price</u>	505.9
<u>Europe   Later than four years and not later than five years</u>	
<b><u>Assumptions used in valuation of cash-generating units</u></b>	
<u>Net average pulp price</u>	516.1
<u>North America   Not later than one year</u>	
<b><u>Assumptions used in valuation of cash-generating units</u></b>	
<u>Net average pulp price</u>	535.9
<u>North America   Later than one year and not later than two years</u>	
<b><u>Assumptions used in valuation of cash-generating units</u></b>	
<u>Net average pulp price</u>	647.9
<u>North America   Later than two years and not later than three years</u>	
<b><u>Assumptions used in valuation of cash-generating units</u></b>	
<u>Net average pulp price</u>	510.9
<u>North America   Later than three years and not later than four years</u>	
<b><u>Assumptions used in valuation of cash-generating units</u></b>	
<u>Net average pulp price</u>	512.0
<u>North America   Later than four years and not later than five years</u>	
<b><u>Assumptions used in valuation of cash-generating units</u></b>	
<u>Net average pulp price</u>	522.4
<u>Latin America   Not later than one year</u>	
<b><u>Assumptions used in valuation of cash-generating units</u></b>	
<u>Net average pulp price</u>	511.3
<u>Latin America   Later than one year and not later than two years</u>	
<b><u>Assumptions used in valuation of cash-generating units</u></b>	
<u>Net average pulp price</u>	637.6
<u>Latin America   Later than two years and not later than three years</u>	
<b><u>Assumptions used in valuation of cash-generating units</u></b>	
<u>Net average pulp price</u>	502.8
<u>Latin America   Later than three years and not later than four years</u>	

<b><u>Assumptions used in valuation of cash-generating units</u></b>	
<u>Net average pulp price</u>	503.9
<u>Latin America   Later than four years and not later than five years</u>	
<b><u>Assumptions used in valuation of cash-generating units</u></b>	
<u>Net average pulp price</u>	514.1
<u>Domestic (Brazil)   Not later than one year</u>	
<b><u>Assumptions used in valuation of cash-generating units</u></b>	
<u>Net average pulp price</u>	421.6
<u>Domestic (Brazil)   Later than one year and not later than two years</u>	
<b><u>Assumptions used in valuation of cash-generating units</u></b>	
<u>Net average pulp price</u>	641.4
<u>Domestic (Brazil)   Later than two years and not later than three years</u>	
<b><u>Assumptions used in valuation of cash-generating units</u></b>	
<u>Net average pulp price</u>	505.7
<u>Domestic (Brazil)   Later than three years and not later than four years</u>	
<b><u>Assumptions used in valuation of cash-generating units</u></b>	
<u>Net average pulp price</u>	506.9
<u>Domestic (Brazil)   Later than four years and not later than five years</u>	
<b><u>Assumptions used in valuation of cash-generating units</u></b>	
<u>Net average pulp price</u>	517.1

**INTANGIBLE - Changes in  
intangible assets with  
determined useful life  
(Details) - BRL (R\$)  
R\$ in Thousands**

**12 Months Ended**

**Dec. 31, 2020 Dec. 31, 2019**

**Intangible assets with determined useful life**

<u>Balance at the beginning of the year</u>	R\$ 9,649,789	R\$ 180,311
<u>Business combination</u>		308,681
<u>Additions</u>	2,307	17,715
<u>Amortization</u>	(980,385)	(74,332)
<u>Exchange rate variation</u>		2,930
<u>Transfers and others</u>	70,238	26,263
<u>Balance at the end of the year</u>	8,741,949	9,649,789

Non-compete agreement

**Intangible assets with determined useful life**

<u>Balance at the beginning of the year</u>	2,150	
<u>Balance at the end of the year</u>	R\$ 5,706	2,150

Non-compete agreement | Minimum

**Intangible assets with determined useful life**

<u>Average rate %</u>	46.10%	
-----------------------	--------	--

Non-compete agreement | Maximum

**Intangible assets with determined useful life**

<u>Average rate %</u>	5.00%	
-----------------------	-------	--

Research and development agreement

**Intangible assets with determined useful life**

<u>Average rate %</u>	5.40%	
<u>Balance at the beginning of the year</u>	R\$ 74,643	
<u>Balance at the end of the year</u>	R\$ 66,272	74,643

Port concession

**Intangible assets with determined useful life**

<u>Average rate %</u>	4.30%	
<u>Balance at the beginning of the year</u>	R\$ 219,256	
<u>Balance at the end of the year</u>	R\$ 209,506	219,256

Lease agreements

**Intangible assets with determined useful life**

<u>Average rate %</u>	16.90%	
<u>Balance at the beginning of the year</u>	R\$ 36,871	
<u>Balance at the end of the year</u>	R\$ 29,373	36,871

Supplier agreements, 12.9%

**Intangible assets with determined useful life**

<u>Average rate %</u>	12.90%	
<u>Balance at the beginning of the year</u>	R\$ 99,997	
<u>Balance at the end of the year</u>	R\$ 85,182	99,997

Supplier agreements, 17.6%

**Intangible assets with determined useful life**

<u>Average rate %</u>	17.60%	
<u>Balance at the beginning of the year</u>	R\$ 51,562	
<u>Balance at the end of the year</u>	R\$ 41,250	51,562

Port service contracts**Intangible assets with determined useful life**

<u>Average rate %</u>	4.20%	
<u>Balance at the beginning of the year</u>	R\$ 665,228	
<u>Balance at the end of the year</u>	R\$ 639,275	665,228

Cultivars**Intangible assets with determined useful life**

<u>Average rate %</u>	14.30%	
<u>Balance at the beginning of the year</u>	R\$ 122,352	
<u>Balance at the end of the year</u>	R\$ 101,960	122,352

Development and implementation of systems**Intangible assets with determined useful life**

<u>Average rate %</u>	11.20%	
<u>Balance at the beginning of the year</u>	R\$ 1,687	
<u>Balance at the end of the year</u>	R\$ 1,392	1,687

Trademarks and patents**Intangible assets with determined useful life**

<u>Average rate %</u>	10.00%	
<u>Balance at the beginning of the year</u>	R\$ 20,649	
<u>Balance at the end of the year</u>	R\$ 16,627	20,649

Customer portfolio**Intangible assets with determined useful life**

<u>Average rate %</u>	9.10%	
<u>Balance at the beginning of the year</u>	R\$ 8,217,192	
<u>Balance at the end of the year</u>	R\$ 7,388,820	8,217,192

Software**Intangible assets with determined useful life**

<u>Average rate %</u>	20.00%	
<u>Balance at the beginning of the year</u>	R\$ 135,668	
<u>Balance at the end of the year</u>	R\$ 123,788	135,668

Others**Intangible assets with determined useful life**

<u>Average rate %</u>	5.00%	
<u>Balance at the beginning of the year</u>	R\$ 2,534	
<u>Balance at the end of the year</u>	32,798	2,534

Facepa**Intangible assets with determined useful life**

<u>Balance at the end of the year</u>	R\$ 120	
---------------------------------------	---------	--

Ibema Companhia Brasileira de Papel**Intangible assets with determined useful life**

<a href="#">Fair value adjustment on business combination</a>	702
<a href="#">Gross   Fibria</a>	
<b><a href="#">Intangible assets with determined useful life</a></b>	
<a href="#">Fair value adjustment on business combination</a>	10,159,550
<a href="#">Gross   Fibria   Port concession</a>	
<b><a href="#">Intangible assets with determined useful life</a></b>	
<a href="#">Fair value adjustment on business combination</a>	54,470
<a href="#">Gross   Fibria   Lease agreements</a>	
<b><a href="#">Intangible assets with determined useful life</a></b>	
<a href="#">Fair value adjustment on business combination</a>	44,371
<a href="#">Gross   Fibria   Supplier agreements</a>	
<b><a href="#">Intangible assets with determined useful life</a></b>	
<a href="#">Fair value adjustment on business combination</a>	172,094
<a href="#">Gross   Fibria   Port service contracts</a>	
<b><a href="#">Intangible assets with determined useful life</a></b>	
<a href="#">Fair value adjustment on business combination</a>	694,590
<a href="#">Gross   Fibria   Cultivars</a>	
<b><a href="#">Intangible assets with determined useful life</a></b>	
<a href="#">Fair value adjustment on business combination</a>	142,744
<a href="#">Gross   Fibria   Customer portfolio</a>	
<b><a href="#">Intangible assets with determined useful life</a></b>	
<a href="#">Fair value adjustment on business combination</a>	9,030,779
<a href="#">Gross   Fibria   Software</a>	
<b><a href="#">Intangible assets with determined useful life</a></b>	
<a href="#">Fair value adjustment on business combination</a>	20,502
<a href="#">Accumulated Depreciation and Amortization   Fibria</a>	
<b><a href="#">Intangible assets with determined useful life</a></b>	
<a href="#">Fair value adjustment on business combination</a>	(956,577)
<a href="#">Accumulated Depreciation and Amortization   Fibria   Port concession</a>	
<b><a href="#">Intangible assets with determined useful life</a></b>	
<a href="#">Fair value adjustment on business combination</a>	(2,147)
<a href="#">Accumulated Depreciation and Amortization   Fibria   Lease agreements</a>	
<b><a href="#">Intangible assets with determined useful life</a></b>	
<a href="#">Fair value adjustment on business combination</a>	(7,499)
<a href="#">Accumulated Depreciation and Amortization   Fibria   Supplier agreements</a>	
<b><a href="#">Intangible assets with determined useful life</a></b>	
<a href="#">Fair value adjustment on business combination</a>	(72,097)
<a href="#">Accumulated Depreciation and Amortization   Fibria   Port service contracts</a>	
<b><a href="#">Intangible assets with determined useful life</a></b>	
<a href="#">Fair value adjustment on business combination</a>	(29,362)
<a href="#">Accumulated Depreciation and Amortization   Fibria   Cultivars</a>	
<b><a href="#">Intangible assets with determined useful life</a></b>	
<a href="#">Fair value adjustment on business combination</a>	(20,392)
<a href="#">Accumulated Depreciation and Amortization   Fibria   Customer portfolio</a>	

<b><u>Intangible assets with determined useful life</u></b>	
<u>Fair value adjustment on business combination</u>	(820,980)
<u>Accumulated Depreciation and Amortization   Fibria   Software</u>	
<b><u>Intangible assets with determined useful life</u></b>	
<u>Fair value adjustment on business combination</u>	(4,100)
<u>Accumulated Depreciation and Amortization   Facepa and Ibema</u>	
<b><u>Intangible assets with determined useful life</u></b>	
<u>Fair value adjustment on business combination</u>	R\$ (15,454)

**TRADE ACCOUNTS  
PAYABLE (Details) - BRL  
(R\$)**

**Dec. 31, 2020 Dec. 31, 2019**

**R\$ in Thousands**

<b><u>Trade accounts payable</u></b>		
<u>Trade accounts payable</u>	R\$ 2,361,098	R\$ 2,376,459
<u>Pulp   Klabin S.A.</u>		
<b><u>Trade accounts payable</u></b>		
<u>Trade accounts payable</u>		936,887
<u>Domestic (Brazil)   Related parties</u>		
<b><u>Trade accounts payable</u></b>		
<u>Trade accounts payable</u>	2,849	2,477
<u>Domestic (Brazil)   Third parties</u>		
<b><u>Trade accounts payable</u></b>		
<u>Trade accounts payable</u>	1,865,632	1,288,775
<u>Foreign   Third parties</u>		
<b><u>Trade accounts payable</u></b>		
<u>Trade accounts payable</u>	R\$ 492,617	R\$ 1,085,207



**LOANS, FINANCING AND  
DEBENTURES -  
Breakdown by type (Details)  
- BRL (R\$)  
R\$ in Thousands**

**12 Months Ended**

**Dec. 31,    Dec. 31,    Dec. 31,  
2020        2019        2018**

**LOANS, FINANCING AND DEBENTURES**

Current borrowings

R\$            R\$  
2,043,386    6,227,951

Loans and financing

70,856,496    57,456,375

Total borrowings

72,899,882    63,684,326    R\$  
35,737,509

Interest on financing, current

935,010        886,886

Interest on financing, non-current

136,799

Interest on financing

935,010        1,023,685

Non-current funding, current

1,108,376        5,341,065

Non-current funding, non-current

70,856,496        57,319,576

Non-current funding

71,964,872        62,660,641

Foreign

**LOANS, FINANCING AND DEBENTURES**

Current borrowings

1,502,691    2,664,833

Loans and financing

56,657,248    42,834,771

Total borrowings

R\$  
58,159,939    45,499,604

Foreign | BNDES | UMBNDES

**LOANS, FINANCING AND DEBENTURES**

Annual average interest rate

4.84%

Current borrowings

R\$ 2,506    26,307

Loans and financing

24,486        27,620

Total borrowings

R\$ 26,992    53,927

Foreign | Bonds | Fixed

**LOANS, FINANCING AND DEBENTURES**

Annual average interest rate

5.33%

Current borrowings

R\$  
779,046        640,177

Loans and financing

37,232,554    27,375,673

Total borrowings

38,011,600    28,015,850

Foreign | Finnvera/EKN ("Export Credit Agencies")

**LOANS, FINANCING AND DEBENTURES**

Loans and financing

R\$  
19,400,208

Foreign | Export credits (ACC - pre-payment) | LIBOR/Fixed

**LOANS, FINANCING AND DEBENTURES**

Annual average interest rate

1.64%

<u>Current borrowings</u>	R\$		
	718,623	1,994,868	
<u>Loans and financing</u>	19,400,208	15,431,478	
<u>Total borrowings</u>	20,118,831	17,426,346	
<u>Foreign   Others</u>			
<b><u>LOANS, FINANCING AND DEBENTURES</u></b>			
<u>Current borrowings</u>	2,516	3,481	
<u>Total borrowings</u>	2,516	3,481	
<u>Domestic (Brazil)</u>			
<b><u>LOANS, FINANCING AND DEBENTURES</u></b>			
<u>Current borrowings</u>	540,695	3,563,118	
<u>Loans and financing</u>	14,199,248	14,621,604	
<u>Total borrowings</u>	R\$		
	14,739,943	18,184,722	
<u>Domestic (Brazil)   BNDES   Fixed</u>			
<b><u>LOANS, FINANCING AND DEBENTURES</u></b>			
<u>Annual average interest rate</u>	4.94%		
<u>Current borrowings</u>	R\$ 29,115	39,325	
<u>Loans and financing</u>	47,177	77,333	
<u>Total borrowings</u>	R\$ 76,292	116,658	
<u>Domestic (Brazil)   BNDES   TJLP</u>			
<b><u>LOANS, FINANCING AND DEBENTURES</u></b>			
<u>Annual average interest rate</u>	6.77%		
<u>Current borrowings</u>	R\$		
	276,441	283,658	
<u>Loans and financing</u>	1,254,222	1,517,649	
<u>Total borrowings</u>	R\$		
	1,530,663	1,801,307	
<u>Domestic (Brazil)   BNDES   TLP</u>			
<b><u>LOANS, FINANCING AND DEBENTURES</u></b>			
<u>Annual average interest rate</u>	10.04%		
<u>Current borrowings</u>	R\$ 25,535	18,404	
<u>Loans and financing</u>	522,367	441,233	
<u>Total borrowings</u>	R\$		
	547,902	459,637	
<u>Domestic (Brazil)   BNDES   SELIC</u>			
<b><u>LOANS, FINANCING AND DEBENTURES</u></b>			
<u>Annual average interest rate</u>	5.50%		
<u>Current borrowings</u>	R\$ 98,531	78,458	
<u>Loans and financing</u>	1,068,959	718,017	
<u>Total borrowings</u>	1,167,490	796,475	
<u>Domestic (Brazil)   FINAME   TJLP/Fixed</u>			
<b><u>LOANS, FINANCING AND DEBENTURES</u></b>			
<u>Current borrowings</u>		4,781	
<u>Loans and financing</u>		9,564	

<u>Total borrowings</u>		14,345
<u>Domestic (Brazil)   BNB   Fixed</u>		
<b><u>LOANS, FINANCING AND DEBENTURES</u></b>		
<u>Current borrowings</u>		37,815
<u>Loans and financing</u>		156,904
<u>Total borrowings</u>		194,719
<u>Domestic (Brazil)   CRA ("Agribusiness Receivables Certificates")</u>		
<b><u>LOANS, FINANCING AND DEBENTURES</u></b>		
<u>Loans and financing</u>	R\$	3,025,527
<u>Domestic (Brazil)   CRA ("Agribusiness Receivables Certificates")   CDI/ IPCA</u>		
<b><u>LOANS, FINANCING AND DEBENTURES</u></b>		
<u>Annual average interest rate</u>		7.59%
<u>Current borrowings</u>	R\$ 32,156	2,860,938
<u>Loans and financing</u>	3,025,527	2,952,451
<u>Total borrowings</u>	3,057,683	5,813,389
<u>Domestic (Brazil)   NCE ("Export Credit Notes")</u>		
<b><u>LOANS, FINANCING AND DEBENTURES</u></b>		
<u>Loans and financing</u>	R\$	1,275,045
<u>Domestic (Brazil)   NCE ("Export Credit Notes")   CDI</u>		
<b><u>LOANS, FINANCING AND DEBENTURES</u></b>		
<u>Annual average interest rate</u>		5.52%
<u>Current borrowings</u>	R\$ 15,184	131,914
<u>Loans and financing</u>	1,275,045	1,270,065
<u>Total borrowings</u>	1,290,229	1,401,979
<u>Domestic (Brazil)   Rural Producer Certificate</u>		
<b><u>LOANS, FINANCING AND DEBENTURES</u></b>		
<u>Loans and financing</u>	R\$	273,578
<u>Domestic (Brazil)   Rural Producer Certificate   CDI</u>		
<b><u>LOANS, FINANCING AND DEBENTURES</u></b>		
<u>Annual average interest rate</u>		7.81%
<u>Current borrowings</u>	R\$ 2,738	5,840
<u>Loans and financing</u>	273,578	273,303
<u>Total borrowings</u>	276,316	279,143
<u>Domestic (Brazil)   Export credits ("Pre-payment")</u>		
<b><u>LOANS, FINANCING AND DEBENTURES</u></b>		
<u>Loans and financing</u>	R\$	1,313,661
<u>Domestic (Brazil)   Export credits ("Pre-payment")   Fixed</u>		
<b><u>LOANS, FINANCING AND DEBENTURES</u></b>		
<u>Annual average interest rate</u>		7.62%
<u>Current borrowings</u>	R\$ 77,570	77,694

<u>Loans and financing</u>	1,313,661	1,312,586
<u>Total borrowings</u>	1,391,231	1,390,280
<u>Domestic (Brazil)   FCO ("Central West Fund"), FDCO ("Central West Development Fund") and FINEP</u>		
<b><u>LOANS, FINANCING AND DEBENTURES</u></b>		
<u>Loans and financing</u>	R\$	
	5,415,061	
<u>Domestic (Brazil)   FCO ("Central West Fund"), FDCO ("Central West Development Fund") and FINEP   Fixed</u>		
<b><u>LOANS, FINANCING AND DEBENTURES</u></b>		
<u>Current borrowings</u>		76,596
<u>Loans and financing</u>		475,905
<u>Total borrowings</u>		552,501
<u>Domestic (Brazil)   Debentures   CDI</u>		
<b><u>LOANS, FINANCING AND DEBENTURES</u></b>		
<u>Annual average interest rate</u>	6.12%	
<u>Current borrowings</u>	R\$ 7,590	9,997
<u>Loans and financing</u>	5,415,061	5,412,035
<u>Total borrowings</u>	5,422,651	5,422,032
<u>Domestic (Brazil)   Others Revolving Cost Working Capital And Industrial Development Fund</u>		
<b><u>LOANS, FINANCING AND DEBENTURES</u></b>		
<u>Loans and financing</u>	R\$ 3,651	
<u>Domestic (Brazil)   Others Revolving Cost Working Capital And Industrial Development Fund   Fixed</u>		
<b><u>LOANS, FINANCING AND DEBENTURES</u></b>		
<u>Annual average interest rate</u>	0.40%	
<u>Current borrowings</u>	R\$	(62,302)
	(24,165)	
<u>Loans and financing</u>	3,651	4,559
<u>Total borrowings</u>	R\$	R\$
	(20,514)	(57,743)

**LOANS, FINANCING AND  
DEBENTURES -**

**Rollforward in loans,  
financing and debentures  
(Details) - BRL (R\$)  
R\$ in Thousands**

**12 Months Ended**

**Dec. 31, 2020 Dec. 31, 2019**

**LOANS, FINANCING AND DEBENTURES**

<u>Beginning balance</u>	R\$ 63,684,326	R\$ 35,737,509
<u>Reclassification - accounts payable from lease operations</u>		(18,225)
<u>Fundraising</u>	14,761,796	18,993,837
<u>Premium with repurchase of bonds</u>	391,390	
<u>Exchange rate variation, net</u>	13,365,471	1,781,562
<u>Settlement of principal</u>	(19,092,810)	(13,994,708)
<u>Settlement of interest</u>	(3,244,949)	(2,977,957)
<u>Amortization of fundraising costs</u>	87,959	185,807
<u>Other</u>	38,826	(52,845)
<u>Ending balance</u>	72,899,882	63,684,326

Fibria

**LOANS, FINANCING AND DEBENTURES**

<u>Amounts from the business combination</u>		20,667,096
<u>Settlement of premium with repurchase of bonds</u>	(378,381)	

PCH / FACEPA

**LOANS, FINANCING AND DEBENTURES**

<u>Interest accrued</u>	R\$ 3,286,254	R\$ 3,362,250
-------------------------	---------------	---------------

**LOANS, FINANCING AND  
DEBENTURES -**

**Breakdown by maturity -  
non current (Details) - BRL  
(R\$)**

**Dec. 31,    Dec. 31,  
2020        2019**

**R\$ in Thousands**

**LOANS, FINANCING AND DEBENTURES**

Loans and financing

R\$            R\$  
70,856,496 57,456,375

Foreign

**LOANS, FINANCING AND DEBENTURES**

Loans and financing

56,657,248 42,834,771

Foreign | BNDES | Currency basket

**LOANS, FINANCING AND DEBENTURES**

Loans and financing

24,486

Foreign | Bonds | Fixed

**LOANS, FINANCING AND DEBENTURES**

Loans and financing

37,232,554 27,375,673

Foreign | Finnvera/EKN ("Export Credit Agencies")

**LOANS, FINANCING AND DEBENTURES**

Loans and financing

19,400,208

Domestic (Brazil)

**LOANS, FINANCING AND DEBENTURES**

Loans and financing

14,199,248 14,621,604

Domestic (Brazil) | BNDES | TJLP

**LOANS, FINANCING AND DEBENTURES**

Loans and financing

1,254,222 1,517,649

Domestic (Brazil) | BNDES | TLP

**LOANS, FINANCING AND DEBENTURES**

Loans and financing

522,367 441,233

Domestic (Brazil) | BNDES | Fixed

**LOANS, FINANCING AND DEBENTURES**

Loans and financing

47,177 77,333

Domestic (Brazil) | BNDES | SELIC

**LOANS, FINANCING AND DEBENTURES**

Loans and financing

1,068,959 718,017

Domestic (Brazil) | BNB | Fixed

**LOANS, FINANCING AND DEBENTURES**

Loans and financing

156,904

Domestic (Brazil) | CRA ("Agribusiness Receivables Certificates")

**LOANS, FINANCING AND DEBENTURES**

Loans and financing

3,025,527

Domestic (Brazil) | NCE ("Export Credit Notes")

**LOANS, FINANCING AND DEBENTURES**

<u>Loans and financing</u>	1,275,045	
<u>Domestic (Brazil)   Rural Producer Certificate</u>		
<b><u>LOANS, FINANCING AND DEBENTURES</u></b>		
<u>Loans and financing</u>	273,578	
<u>Domestic (Brazil)   Export credits ("Pre-payment")</u>		
<b><u>LOANS, FINANCING AND DEBENTURES</u></b>		
<u>Loans and financing</u>	1,313,661	
<u>Domestic (Brazil)   Export credits ("Pre-payment")   Fixed</u>		
<b><u>LOANS, FINANCING AND DEBENTURES</u></b>		
<u>Loans and financing</u>	1,313,661	1,312,586
<u>Domestic (Brazil)   FCO ("Central West Fund"), FDCO ("Central West Development Fund") and FINEP</u>		
<b><u>LOANS, FINANCING AND DEBENTURES</u></b>		
<u>Loans and financing</u>	5,415,061	
<u>Domestic (Brazil)   FCO ("Central West Fund"), FDCO ("Central West Development Fund") and FINEP   Fixed</u>		
<b><u>LOANS, FINANCING AND DEBENTURES</u></b>		
<u>Loans and financing</u>		475,905
<u>Domestic (Brazil)   Others Revolving Cost Working Capital And Industrial Development Fund</u>		
<b><u>LOANS, FINANCING AND DEBENTURES</u></b>		
<u>Loans and financing</u>	3,651	
<u>Domestic (Brazil)   Others Revolving Cost Working Capital And Industrial Development Fund   Fixed</u>		
<b><u>LOANS, FINANCING AND DEBENTURES</u></b>		
<u>Loans and financing</u>	3,651	R\$ 4,559
<u>Later than two years and not later than three years</u>		
<b><u>LOANS, FINANCING AND DEBENTURES</u></b>		
<u>Loans and financing</u>	3,515,671	
<u>Later than two years and not later than three years   Foreign</u>		
<b><u>LOANS, FINANCING AND DEBENTURES</u></b>		
<u>Loans and financing</u>	1,589,376	
<u>Later than two years and not later than three years   Foreign   BNDES   Currency basket</u>		
<b><u>LOANS, FINANCING AND DEBENTURES</u></b>		
<u>Loans and financing</u>	13,356	
<u>Later than two years and not later than three years   Foreign   Finnvera/EKN ("Export Credit Agencies")</u>		
<b><u>LOANS, FINANCING AND DEBENTURES</u></b>		
<u>Loans and financing</u>	1,576,020	
<u>Later than two years and not later than three years   Domestic (Brazil)</u>		
<b><u>LOANS, FINANCING AND DEBENTURES</u></b>		
<u>Loans and financing</u>	1,926,295	
<u>Later than two years and not later than three years   Domestic (Brazil)   BNDES   TJLP</u>		
<b><u>LOANS, FINANCING AND DEBENTURES</u></b>		
<u>Loans and financing</u>	269,029	

<a href="#"><u>Later than two years and not later than three years   Domestic (Brazil)   BNDES   TLP</u></a>	
<b><a href="#"><u>LOANS, FINANCING AND DEBENTURES</u></a></b>	
<a href="#"><u>Loans and financing</u></a>	18,866
<a href="#"><u>Later than two years and not later than three years   Domestic (Brazil)   BNDES   Fixed</u></a>	
<b><a href="#"><u>LOANS, FINANCING AND DEBENTURES</u></a></b>	
<a href="#"><u>Loans and financing</u></a>	24,558
<a href="#"><u>Later than two years and not later than three years   Domestic (Brazil)   BNDES   SELIC</u></a>	
<b><a href="#"><u>LOANS, FINANCING AND DEBENTURES</u></a></b>	
<a href="#"><u>Loans and financing</u></a>	97,511
<a href="#"><u>Later than two years and not later than three years   Domestic (Brazil)   CRA</u></a>	
<a href="#"><u>("Agribusiness Receivables Certificates")</u></a>	
<b><a href="#"><u>LOANS, FINANCING AND DEBENTURES</u></a></b>	
<a href="#"><u>Loans and financing</u></a>	1,512,680
<a href="#"><u>Later than two years and not later than three years   Domestic (Brazil)   Others Revolving</u></a>	
<a href="#"><u>Cost Working Capital And Industrial Development Fund</u></a>	
<b><a href="#"><u>LOANS, FINANCING AND DEBENTURES</u></a></b>	
<a href="#"><u>Loans and financing</u></a>	3,651
<a href="#"><u>Later than three years and not later than four years</u></a>	
<b><a href="#"><u>LOANS, FINANCING AND DEBENTURES</u></a></b>	
<a href="#"><u>Loans and financing</u></a>	11,500,856
<a href="#"><u>Later than three years and not later than four years   Foreign</u></a>	
<b><a href="#"><u>LOANS, FINANCING AND DEBENTURES</u></a></b>	
<a href="#"><u>Loans and financing</u></a>	9,561,063
<a href="#"><u>Later than three years and not later than four years   Foreign   BNDES   Currency basket</u></a>	
<b><a href="#"><u>LOANS, FINANCING AND DEBENTURES</u></a></b>	
<a href="#"><u>Loans and financing</u></a>	11,130
<a href="#"><u>Later than three years and not later than four years   Foreign   Finnvera/EKN ("Export</u></a>	
<a href="#"><u>Credit Agencies")</u></a>	
<b><a href="#"><u>LOANS, FINANCING AND DEBENTURES</u></a></b>	
<a href="#"><u>Loans and financing</u></a>	9,549,933
<a href="#"><u>Later than three years and not later than four years   Domestic (Brazil)</u></a>	
<b><a href="#"><u>LOANS, FINANCING AND DEBENTURES</u></a></b>	
<a href="#"><u>Loans and financing</u></a>	1,939,793
<a href="#"><u>Later than three years and not later than four years   Domestic (Brazil)   BNDES   TJLP</u></a>	
<b><a href="#"><u>LOANS, FINANCING AND DEBENTURES</u></a></b>	
<a href="#"><u>Loans and financing</u></a>	268,272
<a href="#"><u>Later than three years and not later than four years   Domestic (Brazil)   BNDES   TLP</u></a>	
<b><a href="#"><u>LOANS, FINANCING AND DEBENTURES</u></a></b>	
<a href="#"><u>Loans and financing</u></a>	18,866
<a href="#"><u>Later than three years and not later than four years   Domestic (Brazil)   BNDES   Fixed</u></a>	
<b><a href="#"><u>LOANS, FINANCING AND DEBENTURES</u></a></b>	
<a href="#"><u>Loans and financing</u></a>	18,606
<a href="#"><u>Later than three years and not later than four years   Domestic (Brazil)   BNDES   SELIC</u></a>	
<b><a href="#"><u>LOANS, FINANCING AND DEBENTURES</u></a></b>	



<u>Loans and financing</u>	121,202
<u>Later than three years and not later than four years   Domestic (Brazil)   CRA ("Agribusiness Receivables Certificates")</u>	
<b><u>LOANS, FINANCING AND DEBENTURES</u></b>	
<u>Loans and financing</u>	1,512,847
<u>Later than four years and not later than five years</u>	
<b><u>LOANS, FINANCING AND DEBENTURES</u></b>	
<u>Loans and financing</u>	8,068,734
<u>Later than four years and not later than five years   Foreign</u>	
<b><u>LOANS, FINANCING AND DEBENTURES</u></b>	
<u>Loans and financing</u>	6,378,852
<u>Later than four years and not later than five years   Foreign   Bonds   Fixed</u>	
<b><u>LOANS, FINANCING AND DEBENTURES</u></b>	
<u>Loans and financing</u>	1,823,773
<u>Later than four years and not later than five years   Foreign   Finnvera/EKN ("Export Credit Agencies")</u>	
<b><u>LOANS, FINANCING AND DEBENTURES</u></b>	
<u>Loans and financing</u>	4,555,079
<u>Later than four years and not later than five years   Domestic (Brazil)</u>	
<b><u>LOANS, FINANCING AND DEBENTURES</u></b>	
<u>Loans and financing</u>	1,689,882
<u>Later than four years and not later than five years   Domestic (Brazil)   BNDES   TJLP</u>	
<b><u>LOANS, FINANCING AND DEBENTURES</u></b>	
<u>Loans and financing</u>	240,281
<u>Later than four years and not later than five years   Domestic (Brazil)   BNDES   TLP</u>	
<b><u>LOANS, FINANCING AND DEBENTURES</u></b>	
<u>Loans and financing</u>	18,866
<u>Later than four years and not later than five years   Domestic (Brazil)   BNDES   Fixed</u>	
<b><u>LOANS, FINANCING AND DEBENTURES</u></b>	
<u>Loans and financing</u>	4,013
<u>Later than four years and not later than five years   Domestic (Brazil)   BNDES   SELIC</u>	
<b><u>LOANS, FINANCING AND DEBENTURES</u></b>	
<u>Loans and financing</u>	113,061
<u>Later than four years and not later than five years   Domestic (Brazil)   Export credits ("Pre-payment")</u>	
<b><u>LOANS, FINANCING AND DEBENTURES</u></b>	
<u>Loans and financing</u>	1,313,661
<u>Later than five years and not later than six years</u>	
<b><u>LOANS, FINANCING AND DEBENTURES</u></b>	
<u>Loans and financing</u>	8,660,387
<u>Later than five years and not later than six years   Foreign</u>	
<b><u>LOANS, FINANCING AND DEBENTURES</u></b>	
<u>Loans and financing</u>	4,992,511
<u>Later than five years and not later than six years   Foreign   Bonds   Fixed</u>	

**LOANS, FINANCING AND DEBENTURES**

Loans and financing 1,741,909

Later than five years and not later than six years | Foreign | Finnvera/EKN ("Export Credit Agencies")

**LOANS, FINANCING AND DEBENTURES**

Loans and financing 3,250,602

Later than five years and not later than six years | Domestic (Brazil)

**LOANS, FINANCING AND DEBENTURES**

Loans and financing 3,667,876

Later than five years and not later than six years | Domestic (Brazil) | BNDES | TJLP

**LOANS, FINANCING AND DEBENTURES**

Loans and financing 292,870

Later than five years and not later than six years | Domestic (Brazil) | BNDES | TLP

**LOANS, FINANCING AND DEBENTURES**

Loans and financing 17,618

Later than five years and not later than six years | Domestic (Brazil) | BNDES | SELIC

**LOANS, FINANCING AND DEBENTURES**

Loans and financing 238,538

Later than five years and not later than six years | Domestic (Brazil) | NCE ("Export Credit Notes")

**LOANS, FINANCING AND DEBENTURES**

Loans and financing 640,800

Later than five years and not later than six years | Domestic (Brazil) | Rural Producer Certificate

**LOANS, FINANCING AND DEBENTURES**

Loans and financing 137,500

Later than five years and not later than six years | Domestic (Brazil) | FCO ("Central West Fund"), FDCO ("Central West Development Fund") and FINEP

**LOANS, FINANCING AND DEBENTURES**

Loans and financing 2,340,550

Later than six years and not later than seven years

**LOANS, FINANCING AND DEBENTURES**

Loans and financing 6,664,510

Later than six years and not later than seven years | Foreign

**LOANS, FINANCING AND DEBENTURES**

Loans and financing 3,176,216

Later than six years and not later than seven years | Foreign | Bonds | Fixed

**LOANS, FINANCING AND DEBENTURES**

Loans and financing 2,707,642

Later than six years and not later than seven years | Foreign | Finnvera/EKN ("Export Credit Agencies")

**LOANS, FINANCING AND DEBENTURES**

Loans and financing 468,574

Later than six years and not later than seven years | Domestic (Brazil)

**LOANS, FINANCING AND DEBENTURES**

<a href="#">Loans and financing</a>	3,488,294
<a href="#">Later than six years and not later than seven years   Domestic (Brazil)   BNDES   TJLP</a>	
<b><a href="#">LOANS, FINANCING AND DEBENTURES</a></b>	
<a href="#">Loans and financing</a>	169,102
<a href="#">Later than six years and not later than seven years   Domestic (Brazil)   BNDES   TLP</a>	
<b><a href="#">LOANS, FINANCING AND DEBENTURES</a></b>	
<a href="#">Loans and financing</a>	21,161
<a href="#">Later than six years and not later than seven years   Domestic (Brazil)   BNDES   SELIC</a>	
<b><a href="#">LOANS, FINANCING AND DEBENTURES</a></b>	
<a href="#">Loans and financing</a>	200,697
<a href="#">Later than six years and not later than seven years   Domestic (Brazil)   NCE ("Export Credit Notes")</a>	
<b><a href="#">LOANS, FINANCING AND DEBENTURES</a></b>	
<a href="#">Loans and financing</a>	634,245
<a href="#">Later than six years and not later than seven years   Domestic (Brazil)   Rural Producer Certificate</a>	
<b><a href="#">LOANS, FINANCING AND DEBENTURES</a></b>	
<a href="#">Loans and financing</a>	136,078
<a href="#">Later than six years and not later than seven years   Domestic (Brazil)   FCO ("Central West Fund"), FDCO ("Central West Development Fund") and FINEP</a>	
<b><a href="#">LOANS, FINANCING AND DEBENTURES</a></b>	
<a href="#">Loans and financing</a>	2,327,011
<a href="#">Later than seven years</a>	
<b><a href="#">LOANS, FINANCING AND DEBENTURES</a></b>	
<a href="#">Loans and financing</a>	32,446,338
<a href="#">Later than seven years   Foreign</a>	
<b><a href="#">LOANS, FINANCING AND DEBENTURES</a></b>	
<a href="#">Loans and financing</a>	30,959,230
<a href="#">Later than seven years   Foreign   Bonds   Fixed</a>	
<b><a href="#">LOANS, FINANCING AND DEBENTURES</a></b>	
<a href="#">Loans and financing</a>	30,959,230
<a href="#">Later than seven years   Domestic (Brazil)</a>	
<b><a href="#">LOANS, FINANCING AND DEBENTURES</a></b>	
<a href="#">Loans and financing</a>	1,487,108
<a href="#">Later than seven years   Domestic (Brazil)   BNDES   TJLP</a>	
<b><a href="#">LOANS, FINANCING AND DEBENTURES</a></b>	
<a href="#">Loans and financing</a>	14,668
<a href="#">Later than seven years   Domestic (Brazil)   BNDES   TLP</a>	
<b><a href="#">LOANS, FINANCING AND DEBENTURES</a></b>	
<a href="#">Loans and financing</a>	426,990
<a href="#">Later than seven years   Domestic (Brazil)   BNDES   SELIC</a>	
<b><a href="#">LOANS, FINANCING AND DEBENTURES</a></b>	
<a href="#">Loans and financing</a>	297,950
<a href="#">Later than seven years   Domestic (Brazil)   FCO ("Central West Fund"), FDCO ("Central West Development Fund") and FINEP</a>	

**LOANS, FINANCING AND DEBENTURES**

Loans and financing

R\$  
747,500

**LOANS, FINANCING AND  
DEBENTURES -**

**Breakdown by currency  
(Details) - BRL (R\$)**

**Dec. 31, 2020 Dec. 31, 2019 Dec. 31, 2018**

**R\$ in Thousands**

**LOANS, FINANCING AND DEBENTURES**

Borrowings R\$ 72,899,882 R\$ 63,684,326 R\$ 35,737,509

Brazilian Reais

**LOANS, FINANCING AND DEBENTURES**

Borrowings 14,727,803 18,170,261

USD

**LOANS, FINANCING AND DEBENTURES**

Borrowings 58,145,087 45,460,138

Currency basket

**LOANS, FINANCING AND DEBENTURES**

Borrowings R\$ 26,992 R\$ 53,927

**LOANS, FINANCING AND  
DEBENTURES -  
Fundraising costs (Details) -  
BRL (R\$)  
R\$ in Thousands**

**12 Months Ended**

**Dec. 31, 2020    Dec. 31, 2019**

**Disclosure of detailed information about borrowings [line items]**

<u>Cost</u>	R\$ 723,367	
<u>Amortization</u>	338,325	
<u>Balance to be amortized</u>	385,042	R\$ 351,394

Bonds

**Disclosure of detailed information about borrowings [line items]**

<u>Cost</u>	390,104	
<u>Amortization</u>	151,536	
<u>Balance to be amortized</u>	238,568	201,467

CRA and NCE

**Disclosure of detailed information about borrowings [line items]**

<u>Cost</u>	125,222	
<u>Amortization</u>	92,848	
<u>Balance to be amortized</u>	32,374	47,443

Import ("ECA")

**Disclosure of detailed information about borrowings [line items]**

<u>Cost</u>	102,769	
<u>Amortization</u>	46,741	
<u>Balance to be amortized</u>	56,028	40,382

Debentures

**Disclosure of detailed information about borrowings [line items]**

<u>Cost</u>	24,467	
<u>Amortization</u>	8,428	
<u>Balance to be amortized</u>	16,039	19,065

BNDES ("IOF")

**Disclosure of detailed information about borrowings [line items]**

<u>Cost</u>	62,658	
<u>Amortization</u>	22,047	
<u>Balance to be amortized</u>	40,611	38,447

Others

**Disclosure of detailed information about borrowings [line items]**

<u>Cost</u>	18,147	
<u>Amortization</u>	16,725	
<u>Balance to be amortized</u>	R\$ 1,422	R\$ 4,590

LOANS, FINANCING AND DEBENTURES - Relevant transactions entered in the year (Details) R\$ in Thousands	12 Months Ended														
	Dec. 23, 2020 USD (\$)	Dec. 22, 2020 BRL (R\$)	Dec. 17, 2020 USD (\$)	Jun. 29, 2020 BRL (R\$)	Apr. 02, 2020 USD (\$)	Apr. 02, 2020 BRL (R\$)	Feb. 14, 2020 USD (\$)	Dec. 31, 2020	Dec. 23, 2020 BRL (R\$)	Dec. 17, 2020 BRL (R\$)	Nov. 19, 2020 USD (\$)	Nov. 19, 2020 BRL (R\$)	Sep. 14, 2020 USD (\$)	Sep. 14, 2020 BRL (R\$)	Feb. 14, 2020 BRL (R\$)
<a href="#">Export Prepayment Agreements ("EPP")   Syndicated export prepayment agreement</a>															
<b>LOANS, FINANCING AND DEBENTURES</b>															
<a href="#">Principle amount</a>							\$								R\$
<a href="#">Debt instrument term</a>							850,000								3,672,259
<a href="#">Debt instrument grace period</a>							6 years								
<a href="#">Export Prepayment Agreements ("EPP")   Syndicated export prepayment agreement   LIBOR</a>							4 years								
<b>LOANS, FINANCING AND DEBENTURES</b>															
<a href="#">Basis spread (as a percent)</a>							1.15%								1.15%
<a href="#">Interest rate basis</a>							LIBOR								
<a href="#">Export Prepayment Agreements ("EPP")   Bilateral export prepayment contract</a>															
<b>LOANS, FINANCING AND DEBENTURES</b>															
<a href="#">Principle amount</a>	\$	\$						R\$	R\$						
<a href="#">Debt instrument term</a>	140,000	100,000						709,444	517,402						
<a href="#">Interest rate</a>	1 year	1 year						1.35%	1.3825%						
<a href="#">Revolving credit facility   Disbursements received</a>	1.35%	1.3825%													
<b>LOANS, FINANCING AND DEBENTURES</b>															
<a href="#">Proceeds from credit facility</a>							\$	R\$							
<a href="#">Revolving credit facility   Disbursements received   LIBOR</a>							500,000	2,638,221							
<b>LOANS, FINANCING AND DEBENTURES</b>															
<a href="#">Basis spread (as a percent)</a>							1.30%	1.30%							
<a href="#">Interest rate basis</a>							quarterly	quarterly							
<a href="#">BNDDES   Funds raised with BNDDES</a>							LIBOR	LIBOR							
<b>LOANS, FINANCING AND DEBENTURES</b>															
<a href="#">Principle amount</a>		R\$		R\$											
<a href="#">Debt instrument term</a>		131,774		400,000											
<a href="#">BNDDES   Funds raised with BNDDES   SELIC</a>		121		124											
<b>LOANS, FINANCING AND DEBENTURES</b>															
<a href="#">Interest rate basis</a>				Selic											
				interest											
				rate,											
				plus											
				fixed											
				interest											
				of											

[Interest rate](#) 1.96%  
[BNDES | Funds raised with](#)  
[BNDES | TLP](#) p.a  
**[LOANS, FINANCING AND](#)**  
**[DEBENTURES](#)** 1.96%

[Basis spread \(as a percent\)](#) 1.77%  
[Interest rate basis](#) long-term interest rate ("TLP"), plus fixed interest of 1.77% p.a

[BNDES | Funds raised with](#)  
[BNDES, second release](#)  
**[LOANS, FINANCING AND](#)**  
**[DEBENTURES](#)**  
[Principle amount](#) R\$ 100,000

[BNDES | Funds raised with](#)  
[BNDES, first release](#)  
**[LOANS, FINANCING AND](#)**  
**[DEBENTURES](#)**  
[Principle amount](#) R\$ 31,774

[Notes 2031 | Issuance of](#)  
[Sustainability-linked Notes](#)  
**[LOANS, FINANCING AND](#)**  
**[DEBENTURES](#)**  
[Principle amount](#)

	\$	RS	\$	RS
	500,000	2,666,484	750,000	3,973,831
	3.75%	3.75%	3.75%	3.75%
	3.10%	3.10%	3.95%	3.95%

[Interest rate](#)  
[Yield rate](#)  
[Additional interest percentage if target is not achieved within the compliance period](#) 0.25%





**LOANS, FINANCING AND**

**DEBENTURES**

Transaction amount settled	\$	260,348	RS 1,372,763,000
Percentage of principal amount repurchased		106.60%	106.60%
Interest rate		4.00%	
Premium payments	\$	17,183	RS 90,602,000

4.00%

Notes 2026 | Partial settlement of Notes

**LOANS, FINANCING AND**

**DEBENTURES**

Transaction amount settled	\$	183,419	RS 967,138,000
Percentage of principal amount repurchased		115.20%	115.20%
Interest rate		5.75%	
Premium payments	\$	25,506	RS 134,488,000
Loan modification amount to be amortized under the new Note	\$	2,374	

5.75%

Central West Development Fund ("FDCC") | Prepayment of financing credit agreement

**LOANS, FINANCING AND**

**DEBENTURES**

Transaction amount settled	RS	512,012,000
Interest rate		8.00%

RS  
12,518,000

LEASE - Right of use assets (Details) - BRL (R\$) R\$ in Thousands	12 Months Ended	
	Dec. 31, 2020	Dec. 31, 2019
	Jan. 01, 2019	
<b><u>Right of use assets, effect of adoption</u></b>		
<u>Beginning balance</u>	R\$ 3,850,237	R\$ 0
<u>Additions</u>	1,092,768	914,327
<u>Amortization</u>	(450,289)	(421,940)
<u>Write-offs</u>	(148,638)	
<u>Ending balance</u>	4,344,078	3,850,237
<u>IFRS 16, Leases</u>		
<b><u>Right of use assets, effect of adoption</u></b>		
<u>Initial adoption on January 1, 2019</u>		R\$ 3,357,850
<u>Lands and Farms</u>		
<b><u>Right of use assets, effect of adoption</u></b>		
<u>Beginning balance</u>	1,769,645	0
<u>Additions</u>	858,085	260,982
<u>Amortization</u>	(265,091)	(254,280)
<u>Write-offs</u>	(74,578)	
<u>Ending balance</u>	2,288,061	1,769,645
<u>Lands and Farms   IFRS 16, Leases</u>		
<b><u>Right of use assets, effect of adoption</u></b>		
<u>Initial adoption on January 1, 2019</u>		1,762,943
<u>Lands   Biological assets</u>		
<b><u>Right of use assets, effect of adoption</u></b>		
<u>Costs capitalized</u>	263,613	268,081
<u>Machines and Equipment</u>		
<b><u>Right of use assets, effect of adoption</u></b>		
<u>Beginning balance</u>	130,051	0
<u>Additions</u>	45,624	1,529
<u>Amortization</u>	(18,078)	(15,163)
<u>Write-offs</u>	(72,332)	
<u>Ending balance</u>	85,265	130,051
<u>Machines and Equipment   IFRS 16, Leases</u>		
<b><u>Right of use assets, effect of adoption</u></b>		
<u>Initial adoption on January 1, 2019</u>		143,685
<u>Buildings</u>		
<b><u>Right of use assets, effect of adoption</u></b>		
<u>Beginning balance</u>	45,999	0
<u>Additions</u>	90,616	39,794
<u>Amortization</u>	(43,903)	(35,365)
<u>Write-offs</u>	(1,728)	
<u>Ending balance</u>	90,984	45,999
<u>Buildings   IFRS 16, Leases</u>		

**Right of use assets, effect of adoption**Initial adoption on January 1, 2019

41,570

Ships and boats**Right of use assets, effect of adoption**Beginning balance

1,904,455 0

Additions

95,768 612,022

Amortization

(122,904) (116,207)

Ending balance

1,877,319 1,904,455

Ships and boats | IFRS 16, Leases**Right of use assets, effect of adoption**Initial adoption on January 1, 2019

1,408,640

Vehicles**Right of use assets, effect of adoption**Beginning balance

87 0

Additions

2,675

Amortization

(313) (925)

Ending balance

R\$ 2,449 R\$ 87

Vehicles | IFRS 16, Leases**Right of use assets, effect of adoption**Initial adoption on January 1, 2019

R\$ 1,012

LEASE - Lease liabilities (Details) R\$ in Thousands	12 Months Ended			
	Dec. 31, 2020 USD (\$)	Dec. 31, 2020 BRL (R\$) item	Dec. 31, 2019 BRL (R\$)	Dec. 31, 2018 BRL (R\$)
<b><u>Lease Liabilities</u></b>				
<u>Present value of liabilities</u>		R\$ 5,191,760	R\$ 3,984,070	R\$ 0
<u>Period for lease ships to be available for chartering from third parties</u>	10 months	10 months		
<u>Number of leased ships available for chartering from third parties   item</u>		2		
<u>Revenue from leased assets chartered by third parties</u>	\$ 7,500	R\$ 35,841		
<u>IFRS 16, Leases</u>				
<b><u>Lease Liabilities</u></b>				
<u>Present value of liabilities</u>		R\$ 5,191,760		
<u>Lands and Farms   IFRS 16, Leases</u>				
<b><u>Lease Liabilities</u></b>				
<u>Average rate - % per annual</u>		11.45%		
<u>Present value of liabilities</u>		R\$ 2,361,538		
<u>Machines and Equipment   IFRS 16, Leases</u>				
<b><u>Lease Liabilities</u></b>				
<u>Average rate - % per annual</u>		10.62%		
<u>Present value of liabilities</u>		R\$ 189,061		
<u>Buildings   IFRS 16, Leases</u>				
<b><u>Lease Liabilities</u></b>				
<u>Average rate - % per annual</u>		9.80%		
<u>Present value of liabilities</u>		R\$ 81,144		
<u>Ships and boats   IFRS 16, Leases</u>				
<b><u>Lease Liabilities</u></b>				
<u>Average rate - % per annual</u>		11.39%		
<u>Present value of liabilities</u>		R\$ 2,557,824		
<u>Vehicles   IFRS 16, Leases</u>				
<b><u>Lease Liabilities</u></b>				
<u>Average rate - % per annual</u>		10.04%		
<u>Present value of liabilities</u>		R\$ 2,193		

**LEASE - Lease liabilities**  
**Rollforward (Details) - BRL**  
**(R\$)**  
**R\$ in Thousands**

**12 Months Ended**

**Dec. 31, 2020 Dec. 31, 2019 Jan. 01, 2019**

**Lease Liabilities**

<u>Beginning balance</u>	R\$ 3,984,070	R\$ 0
<u>Additions</u>	1,092,768	914,327
<u>Write-offs</u>	(148,638)	
<u>Payments</u>	(824,245)	(646,487)
<u>Accrual of financial charges</u>	486,286	275,404
<u>Exchange rate variation</u>	601,519	11,929
<u>Ending balance</u>	5,191,760	3,984,070
<u>Current</u>	620,177	656,844
<u>Non-current</u>	4,571,583	3,327,226

**IFRS 16, Leases**

**Lease Liabilities**

Initial adoption on January 1, 2019 R\$ 3,428,897

Ending balance 5,191,760

Leased Land | Biological assets

**Lease Liabilities**

Capitalized interest R\$ 88,540 R\$ 50,795

**LEASE - Amounts  
recognized in the statement  
of income for the year  
(Details) - BRL (R\$)  
R\$ in Thousands**

**12 Months Ended  
Dec. 31, 2020 Dec. 31, 2019**

**LEASE**

<u>Expenses relating to short-term assets</u>	R\$ 7,365	R\$ 37,007
<u>Expenses relating to low-value assets</u>	12,182	14,349
<u>Total amount recognized</u>	R\$ 19,547	R\$ 51,356

**PROVISION FOR  
JUDICIAL LIABILITIES -**

**Rollforward of provisions  
for probably losses, net of  
judicial deposits (Details) -  
BRL (R\$)**

**Dec. 31, 2020 Dec. 31, 2019**

**R\$ in Thousands**

**Disclosure of other provisions [line items]**

Judicial deposits R\$ (196,916) R\$ (174,324)

Provision 3,452,871 3,686,801

Provision, net 3,255,955 3,512,477

Taxes and social security

**Disclosure of other provisions [line items]**

Judicial deposits (135,641) (124,133)

Provision 2,984,230 3,176,503

Provision, net 2,848,589 3,052,370

Labor

**Disclosure of other provisions [line items]**

Judicial deposits (57,780) (50,464)

Provision 217,180 227,139

Provision, net 159,400 176,675

Civil and environment

**Disclosure of other provisions [line items]**

Judicial deposits (3,495) 273

Provision 251,461 283,159

Provision, net R\$ 247,966 R\$ 283,432



**PROVISION FOR  
JUDICIAL LIABILITIES -  
Changes in the provision  
according to the nature of  
the proceedings for probable  
losses (Details)  
R\$ in Thousands**

**12 Months Ended**

**Dec. 31, 2020  
BRL (R\$)  
lawsuit**      **Dec. 31, 2019  
BRL (R\$)**

**PROVISION FOR JUDICIAL LIABILITIES**

<u>Beginning balance</u>	R\$ 3,686,801	
<u>Ending balance</u>	3,452,871	R\$ 3,686,801
<u>Probable loss</u>		

**PROVISION FOR JUDICIAL LIABILITIES**

<u>Beginning balance</u>	3,686,801	351,270
<u>Business combination</u>		389,593
<u>Payments</u>	(81,563)	(40,360)
<u>Write-off</u>	(293,761)	(73,039)
<u>Additions</u>	101,950	3,009,576
<u>Monetary adjustment</u>	39,444	49,761
<u>Ending balance</u>	3,452,871	3,686,801

Taxes and social security

**PROVISION FOR JUDICIAL LIABILITIES**

<u>Beginning balance</u>	3,176,503	
<u>Ending balance</u>	2,984,230	3,176,503

Taxes and social security | Probable loss

**PROVISION FOR JUDICIAL LIABILITIES**

<u>Beginning balance</u>	492,413	296,869
<u>Business combination</u>		139,462
<u>Payments</u>	(23,162)	(34)
<u>Write-off</u>	(23,106)	(3,875)
<u>Additions</u>	20,560	46,603
<u>Monetary adjustment</u>	9,365	13,388
<u>Ending balance</u>	R\$ 476,070	492,413

Administrative proceedings and tax lawsuits | lawsuit

Taxes | Possible losses and remote losses

**PROVISION FOR JUDICIAL LIABILITIES**

<u>Ending balance</u>	R\$ 2,508,162	
-----------------------	---------------	--

Labor

**PROVISION FOR JUDICIAL LIABILITIES**

<u>Beginning balance</u>	227,139	
<u>Ending balance</u>	217,180	227,139

Labor | Probable loss

**PROVISION FOR JUDICIAL LIABILITIES**

<u>Beginning balance</u>	227,139	50,869
<u>Business combination</u>		185,157

<u>Payments</u>	(43,783)	(34,794)
<u>Write-off</u>	(52,333)	(55,730)
<u>Additions</u>	64,053	50,521
<u>Monetary adjustment</u>	22,104	31,116
<u>Ending balance</u>	R\$ 217,180	227,139
<u>Number of lawsuits   lawsuit</u>	1,010	
<u>Civil and environment</u>		
<b><u>PROVISION FOR JUDICIAL LIABILITIES</u></b>		
<u>Beginning balance</u>	R\$ 283,159	
<u>Ending balance</u>	251,461	283,159
<u>Civil and environment   Probable loss</u>		
<b><u>PROVISION FOR JUDICIAL LIABILITIES</u></b>		
<u>Beginning balance</u>	64,897	3,532
<u>Business combination</u>		64,974
<u>Payments</u>	(14,618)	(5,532)
<u>Write-off</u>	(25,223)	(13,434)
<u>Additions</u>	17,337	10,100
<u>Monetary adjustment</u>	7,975	5,257
<u>Ending balance</u>	R\$ 50,368	64,897
<u>Number of lawsuits   lawsuit</u>	58	
<u>Civil and environment   Possible losses and remote losses</u>		
<b><u>PROVISION FOR JUDICIAL LIABILITIES</u></b>		
<u>Ending balance</u>	R\$ 201,091	
<u>Contingent liabilities   Probable loss</u>		
<b><u>PROVISION FOR JUDICIAL LIABILITIES</u></b>		
<u>Beginning balance</u>	2,902,352	
<u>Write-off</u>	(193,099)	
<u>Additions</u>		2,902,352
<u>Ending balance</u>	R\$ 2,709,253	R\$ 2,902,352

**PROVISION FOR  
JUDICIAL LIABILITIES -**

**Provision for possible losses  
(Details) - BRL (R\$)**

**Dec. 31, 2020 Dec. 31, 2019**

**R\$ in Thousands**

**PROVISION FOR JUDICIAL LIABILITIES**

Possible losses for which no provision was recorded R\$ 10,478,002 R\$ 10,779,908

Fair value adjustment of probable contingencies 2,677,970

Taxes

**PROVISION FOR JUDICIAL LIABILITIES**

Possible losses for which no provision was recorded 7,145,147 7,504,398

Labor

**PROVISION FOR JUDICIAL LIABILITIES**

Possible losses for which no provision was recorded 263,971 279,934

Civil and environment

**PROVISION FOR JUDICIAL LIABILITIES**

Possible losses for which no provision was recorded R\$ 3,068,884 R\$ 2,995,576

<b>PROVISION FOR JUDICIAL LIABILITIES - Additional information (Details)</b>	<b>1 Months Ended Mar. 31, 2009 BRL (R\$)</b>	<b>12 Months Ended Dec. 31, 2020 BRL (R\$) ha lawsuit</b>	<b>Oct. 05, 2020 BRL (R\$)</b>	<b>Dec. 31, 2019 BRL (R\$)</b>
<u>Taxes</u>				
<b><u>PROVISION FOR JUDICIAL LIABILITIES</u></b>				
<u>Number of lawsuits deemed possible loss</u>		782		
<u>Provisions for possible losses</u>		R\$ 7,145,147,000		
<u>Labor</u>				
<b><u>PROVISION FOR JUDICIAL LIABILITIES</u></b>				
<u>Number of lawsuits in which the Company is a defendant   lawsuit</u>		1,653		
<u>Provisions for possible losses</u>		R\$ 263,971,000		
<u>Civil and environment</u>				
<b><u>PROVISION FOR JUDICIAL LIABILITIES</u></b>				
<u>Number of lawsuits in which the Company is a defendant   lawsuit</u>		324		
<u>Provisions for possible losses</u>		R\$ 3,068,884,000		
<u>Lawsuit dispute period</u>		30 years		
<u>Income tax assessment - IRPJ/CSLL - Swap of industrial and forestry assets   Taxes</u>				
<b><u>PROVISION FOR JUDICIAL LIABILITIES</u></b>				
<u>Provisions for possible losses</u>		R\$ 2,296,032,000		R\$ 2,251,462,000
<u>Income tax assessment - IRPJ/CSLL disallowance of depreciation, amortization and depletion expenses - 2010   Taxes</u>				
<b><u>PROVISION FOR JUDICIAL LIABILITIES</u></b>				
<u>Provisions for possible losses</u>		712,531,000		695,679,000
<u>IRPJ/CSLL Partial Approval of Offset of 1997 Tax Loss   Taxes</u>				
<b><u>PROVISION FOR JUDICIAL LIABILITIES</u></b>				
<u>Provisions for possible losses</u>		104,873,000		254,081,000
<u>Tax loss offset approved by tax authorities</u>	R\$ 83,000,000			
<u>Difference of tax loss and owned to tax authorities</u>	R\$ 51,000,000			
<u>Tax incentive - Agency for the Development of Northeastern Brazil ("ADENE")   Taxes</u>				
<b><u>PROVISION FOR JUDICIAL LIABILITIES</u></b>				

<u>Provisions for possible losses</u>	127,391,000	125,191,000
<u>PIS/COFINS - Goods and services - 2009 to 2011   Taxes</u>		
<b><u>PROVISION FOR JUDICIAL LIABILITIES</u></b>		
<u>Provisions for possible losses</u>	166,355,000	162,750,000
<u>Offsetting - IRRF - period 2000   Taxes</u>		
<b><u>PROVISION FOR JUDICIAL LIABILITIES</u></b>		
<u>Provisions for possible losses</u>	109,903,000	R\$ 108,320,000
<u>Tax assessment - Corporate Income Tax and Social Contribution   Taxes</u>		
<b><u>PROVISION FOR JUDICIAL LIABILITIES</u></b>		
<u>Tax Assessment, Corporate Income Tax and Social Contribution</u>		R\$ 454,898,000
<u>Tax assessment - taxation on a universal basis, Year 2015   Taxes</u>		
<b><u>PROVISION FOR JUDICIAL LIABILITIES</u></b>		
<u>Provisions for possible losses</u>	R\$ 145,026,000	
<u>Public Civil Claims, transportation of wood   Civil</u>		
<b><u>PROVISION FOR JUDICIAL LIABILITIES</u></b>		
<u>Number of lawsuits in which the Company is a defendant   lawsuit</u>	2	
<u>Public Civil Claims, real properties acquired   Civil</u>		
<b><u>PROVISION FOR JUDICIAL LIABILITIES</u></b>		
<u>Number of lawsuits in which the Company is a defendant   lawsuit</u>	2	
<u>Public Civil Claims, real properties acquired   Civil   Public Civil Claim 1</u>		
<b><u>PROVISION FOR JUDICIAL LIABILITIES</u></b>		
<u>Area blocked in preliminary injunction   ha</u>	6,000	
<u>Public Civil Claims, real properties acquired   Civil   Public Civil Claim 2</u>		
<b><u>PROVISION FOR JUDICIAL LIABILITIES</u></b>		
<u>Area blocked in preliminary injunction   ha</u>	5,601	

EMPLOYEE BENEFIT PLANS - Defined Contribution Plans (Details) - BRL (R\$) R\$ in Thousands	5 Months Ended	12 Months Ended	
	Dec. 31, 2020	Dec. 31, 2020	Dec. 31, 2019
<a href="#">Suzano Prev</a>			
<b><a href="#">Defined contribution plans</a></b>			
<a href="#">Maximum aggregate percentage of contribution by employee</a>	12.00%		
<a href="#">Employer contributions</a>		R\$ 9,388	R\$ 5,993
<a href="#">Suzano Prev   Nominal salary less than 10 URS   Minimum</a>			
<b><a href="#">Defined contribution plans</a></b>			
<a href="#">Supplemental percentage an employee may choose to invest in pension plan</a>	0.50%		
<a href="#">Suzano Prev   Nominal salary less than 10 URS   Maximum</a>			
<b><a href="#">Defined contribution plans</a></b>			
<a href="#">Supplemental percentage an employee may choose to invest in pension plan</a>	1.00%		
<a href="#">Suzano Prev, Basic Contribution 1   Nominal salary greater than 10 URS</a>			
<b><a href="#">Defined contribution plans</a></b>			
<a href="#">Percentage of contribution by the Company</a>		0.50%	
<a href="#">Suzano Prev, Basic Contribution 1   Nominal salary greater than 10 URS   Minimum</a>			
<b><a href="#">Defined contribution plans</a></b>			
<a href="#">Percentage of contribution by the employee</a>		1.00%	
<a href="#">Suzano Prev, Basic Contribution 1   Nominal salary greater than 10 URS   Maximum</a>			
<b><a href="#">Defined contribution plans</a></b>			
<a href="#">Percentage of contribution by the employee</a>		6.00%	
<a href="#">Suzano Prev, Basic Contribution 2   Nominal salary less than 10 URS</a>			
<b><a href="#">Defined contribution plans</a></b>			
<a href="#">Percentage of contribution by the Company</a>		0.50%	
<a href="#">Percentage of contribution by the employee</a>		0.00%	
<a href="#">FUNSEJEM</a>			
<b><a href="#">Defined contribution plans</a></b>			
<a href="#">Employer contributions</a>		R\$ 5,071	R\$ 9,920
<a href="#">FUNSEJEM   Minimum</a>			
<b><a href="#">Defined contribution plans</a></b>			
<a href="#">Percentage of contribution by the employee</a>		0.50%	
<a href="#">FUNSEJEM   Maximum</a>			
<b><a href="#">Defined contribution plans</a></b>			
<a href="#">Percentage of contribution by the employee</a>		6.00%	

**EMPLOYEE BENEFIT PLANS - Rollforward of actuarial liability (Details) - Defined benefit plan - BRL (R\$)**

**12 Months Ended**

**Dec. 31, 2020 Dec. 31, 2019**

**R\$ in Thousands**

**Rollforward of actuarial liability**

<u>Beginning balance</u>	R\$ 736,179	R\$ 430,427
<u>Business combination</u>		147,877
<u>Interest on employee benefits</u>	53,092	44,496
<u>Actuarial loss</u>	33,843	147,640
<u>Employee contribution</u>	(88)	
<u>Exchange rate variation</u>	487	
<u>Benefits paid in the year</u>	(38,468)	(34,261)
<u>Ending balance</u>	R\$ 785,045	R\$ 736,179





**EMPLOYEE BENEFIT  
PLANS - Sensitivity Analysis  
(Details) - Defined benefit  
plan  
R\$ in Thousands**

**Dec. 31, 2020  
BRL (R\$)**

Discount rate

**Sensitivity analysis regarding the relevant assumptions of the plans**

<u>Changes in premise (as a percent)</u>	0.50%
<u>Increase in present value, net</u>	R\$ (729,203)
<u>Decrease in present value, net</u>	R\$ 824,894

Medical cost growth rate

**Sensitivity analysis regarding the relevant assumptions of the plans**

<u>Changes in premise (as a percent)</u>	1.00%
<u>Increase in present value, net</u>	R\$ 876,554
<u>Decrease in present value, net</u>	R\$ (689,324)

**EMPLOYEE BENEFIT  
PLANS - Forecast and  
average duration of  
payments of obligations  
(Details) - Defined benefit  
plan - Medical assistance  
and life insurance  
R\$ in Thousands**

**Dec. 31, 2020  
BRL (R\$)**

Not later than one year

**Employee benefits**

Estimated future benefit payments R\$ 35,658

Later than one year and not later than two years

**Employee benefits**

Estimated future benefit payments 38,228

Later than two years and not later than three years

**Employee benefits**

Estimated future benefit payments 40,886

Later than three years and not later than four years

**Employee benefits**

Estimated future benefit payments (43,640)

Later than four years and not later than five years

**Employee benefits**

Estimated future benefit payments (46,409)

Later than five years and not later than ten years

**Employee benefits**

Estimated future benefit payments R\$ 274,822

**SHARE-BASED  
COMPENSATION PLAN -  
Long term compensation  
plans ("PS and SAR")  
(Details)**

	<b>Dec. 31, 2020</b>	<b>12 Months Ended</b>	
	<b>Equity Instruments</b>	<b>Dec. 31, 2019</b>	<b>Dec. 31, 2018</b>
	<b>item</b>	<b>Equity Instruments</b>	<b>Equity Instruments</b>
	<b>R\$ / shares</b>	<b>R\$ / shares</b>	<b>R\$ / shares</b>

**SHARE-BASED COMPENSATION PLAN**

Number of share-based compensation plans | item 3

PSO

**Number of shares**

Beginning balance 5,996,437 5,045,357 5,055,519

Granted during of the year 1,770,384 2,413,038 1,415,476

Exercised (1,789,413) (827,065) (751,859)

Exercised due to resignation (21,253) (106,983) (153,601)

Abandoned / prescribed due to resignation (183,799) (527,910) (520,178)

Ending balance 5,772,356 5,996,437 5,045,357

Average exercise price | R\$ / shares R\$ 43.14 R\$ 31.75

PSO | SAR and PLUS

**SHARE-BASED COMPENSATION PLAN**

Required investment, as a percentage of total phantom share options at grant date 5.00%

Required investment, as a percentage of total phantom share options three years after grant date 20.00%

PSO | SAR and PLUS | Minimum

**SHARE-BASED COMPENSATION PLAN**

Vesting period 3 years

PSO | SAR and PLUS | Maximum

**SHARE-BASED COMPENSATION PLAN**

Vesting period 5 years

<b>SHARE-BASED COMPENSATION PLAN - Phantom Stock Options Outstanding (Details) - PSO</b>	<b>Dec. 31, 2020 BRL (R\$) Equity Instruments</b>	<b>Dec. 31, 2019 Equity Instruments</b>	<b>Dec. 31, 2018 Equity Instruments</b>	<b>Dec. 31, 2017 Equity Instruments</b>
<b><u>SHARE-BASED COMPENSATION PLAN</u></b>				
<u>Quantity of outstanding options granted</u>	5,772,356	5,996,437	5,045,357	5,055,519
<u>SAR 2016</u>				
<b><u>SHARE-BASED COMPENSATION PLAN</u></b>				
<u>Fair value on the grant date   R\$</u>	R\$ 15.96			
<u>Quantity of outstanding options granted</u>	6,972			
<u>PLUS 2016</u>				
<b><u>SHARE-BASED COMPENSATION PLAN</u></b>				
<u>Fair value on the grant date   R\$</u>	R\$ 15.96			
<u>Quantity of outstanding options granted</u>	4,177			
<u>SAR 2017</u>				
<b><u>SHARE-BASED COMPENSATION PLAN</u></b>				
<u>Fair value on the grant date   R\$</u>	R\$ 13.30			
<u>Quantity of outstanding options granted</u>	121,555			
<u>PLUS 2017</u>				
<b><u>SHARE-BASED COMPENSATION PLAN</u></b>				
<u>Fair value on the grant date   R\$</u>	R\$ 13.30			
<u>Quantity of outstanding options granted</u>	25,061			
<u>ILP 2017 - 48</u>				
<b><u>SHARE-BASED COMPENSATION PLAN</u></b>				
<u>Fair value on the grant date   R\$</u>	R\$ 13.30			
<u>Quantity of outstanding options granted</u>	304,512			
<u>ILP 2017 - 60</u>				

**SHARE-BASED  
COMPENSATION PLAN**

Fair value on the grant date |  
R\$ R\$ 13.30

Quantity of outstanding  
options granted 304,512

Deferral 2017 - 1

**SHARE-BASED  
COMPENSATION PLAN**

Fair value on the grant date |  
R\$ R\$ 19.88

Quantity of outstanding  
options granted 162,887

Deferral 2017 - 2

**SHARE-BASED  
COMPENSATION PLAN**

Fair value on the grant date |  
R\$ R\$ 19.88

Quantity of outstanding  
options granted 162,887

SAR 2018

**SHARE-BASED  
COMPENSATION PLAN**

Fair value on the grant date |  
R\$ R\$ 21.45

Quantity of outstanding  
options granted 677,627

PLUS 2018

**SHARE-BASED  
COMPENSATION PLAN**

Fair value on the grant date |  
R\$ R\$ 21.45

Quantity of outstanding  
options granted 74,592

ILP 2019 - 24

**SHARE-BASED  
COMPENSATION PLAN**

Fair value on the grant date |  
R\$ R\$ 41.10

Quantity of outstanding  
options granted 520,000

ILP 2019 - 36

**SHARE-BASED  
COMPENSATION PLAN**

Fair value on the grant date |  
R\$ R\$ 41.10

<u>Quantity of outstanding options granted</u>	520,000
<u>Deferral 2018 - 1</u>	
<b><u>SHARE-BASED COMPENSATION PLAN</u></b>	
<u>Fair value on the grant date   R\$</u>	R\$ 41.10
<u>Quantity of outstanding options granted</u>	88,632
<u>Deferral 2018 - 2</u>	
<b><u>SHARE-BASED COMPENSATION PLAN</u></b>	
<u>Fair value on the grant date   R\$</u>	R\$ 41.10
<u>Quantity of outstanding options granted</u>	88,632
<u>ILP 2019 - 36 H</u>	
<b><u>SHARE-BASED COMPENSATION PLAN</u></b>	
<u>Fair value on the grant date   R\$</u>	R\$ 42.19
<u>Quantity of outstanding options granted</u>	7,500
<u>ILP 2019 - 48 H</u>	
<b><u>SHARE-BASED COMPENSATION PLAN</u></b>	
<u>Fair value on the grant date   R\$</u>	R\$ 42.19
<u>Quantity of outstanding options granted</u>	7,500
<u>ILP 2019 - 24 Apr</u>	
<b><u>SHARE-BASED COMPENSATION PLAN</u></b>	
<u>Fair value on the grant date   R\$</u>	R\$ 42.81
<u>Quantity of outstanding options granted</u>	20,000
<u>ILP 2019 - 36 Apr</u>	
<b><u>SHARE-BASED COMPENSATION PLAN</u></b>	
<u>Fair value on the grant date   R\$</u>	R\$ 42.81
<u>Quantity of outstanding options granted</u>	20,000
<u>SAR 2019</u>	

**SHARE-BASED  
COMPENSATION PLAN**

Fair value on the grant date |  
R\$ R\$ 42.81

Quantity of outstanding  
options granted 747,848

PLUS 2019

**SHARE-BASED  
COMPENSATION PLAN**

Fair value on the grant date |  
R\$ R\$ 42.81

Quantity of outstanding  
options granted 15,572

ILP - Retention 2019 - 24

**SHARE-BASED  
COMPENSATION PLAN**

Fair value on the grant date |  
R\$ R\$ 31.86

Quantity of outstanding  
options granted 93,518

ILP 2019 - 24 Oct

**SHARE-BASED  
COMPENSATION PLAN**

Fair value on the grant date |  
R\$ R\$ 31.75

Quantity of outstanding  
options granted 7,800

ILP 2019 - 36 Oct

**SHARE-BASED  
COMPENSATION PLAN**

Fair value on the grant date |  
R\$ R\$ 31.75

Quantity of outstanding  
options granted 19,500

ILP 2019 - 48 Oct

**SHARE-BASED  
COMPENSATION PLAN**

Fair value on the grant date |  
R\$ R\$ 31.75

Quantity of outstanding  
options granted 11,700

ILP 2020 - 36 Apr - 1

**SHARE-BASED  
COMPENSATION PLAN**

Fair value on the grant date |  
R\$ R\$ 38.50

<u>Quantity of outstanding options granted</u>	43,705
<u>ILP 2020 - 12 Apr</u>	
<b><u>SHARE-BASED COMPENSATION PLAN</u></b>	
<u>Fair value on the grant date   R\$</u>	R\$ 38.50
<u>Quantity of outstanding options granted</u>	25,500
<u>ILP 2020 - 24 Apr</u>	
<b><u>SHARE-BASED COMPENSATION PLAN</u></b>	
<u>Fair value on the grant date   R\$</u>	R\$ 38.50
<u>Quantity of outstanding options granted</u>	21,250
<u>SAR 2020</u>	
<b><u>SHARE-BASED COMPENSATION PLAN</u></b>	
<u>Fair value on the grant date   R\$</u>	R\$ 38.50
<u>Quantity of outstanding options granted</u>	729,421
<u>ILP 2020 - 36 April - 2</u>	
<b><u>SHARE-BASED COMPENSATION PLAN</u></b>	
<u>Fair value on the grant date   R\$</u>	R\$ 38.50
<u>Quantity of outstanding options granted</u>	38,961
<u>ILP 2020 - 12 Jul</u>	
<b><u>SHARE-BASED COMPENSATION PLAN</u></b>	
<u>Fair value on the grant date   R\$</u>	R\$ 37.74
<u>Quantity of outstanding options granted</u>	1,060
<u>ILP 2020 - 48 Condition A</u>	
<b><u>SHARE-BASED COMPENSATION PLAN</u></b>	
<u>Fair value on the grant date   R\$</u>	R\$ 38.34
<u>Quantity of outstanding options granted</u>	595,000
<u>ILP 2020 - 48 Condition B</u>	



**SHARE-BASED  
COMPENSATION PLAN**

Fair value on the grant date |  
R\$ R\$ 38.34

Quantity of outstanding  
options granted 127,500

ILP 2020 - 48 Condition C

**SHARE-BASED  
COMPENSATION PLAN**

Fair value on the grant date |  
R\$ R\$ 38.34

Quantity of outstanding  
options granted 127,500

ILP Retention 2020 - 36 Oct 1

**SHARE-BASED  
COMPENSATION PLAN**

Fair value on the grant date |  
R\$ R\$ 38.79

Quantity of outstanding  
options granted 36,650

ILP Retention 2020 - 36 Oct 2

**SHARE-BASED  
COMPENSATION PLAN**

Fair value on the grant date |  
R\$ R\$ 43.14

Quantity of outstanding  
options granted 5,871

ILP Hiring - Retention Bonus  
2020 - 36 Oct

**SHARE-BASED  
COMPENSATION PLAN**

Fair value on the grant date |  
R\$ R\$ 43.14

Quantity of outstanding  
options granted 6,954

**SHARE-BASED  
COMPENSATION PLAN -  
Common stock option plan  
(Details)**

**12 Months Ended  
Dec. 31, 2020  
Equity Instruments  
R\$ / shares**

[Common stock option plan](#)

**[SHARE-BASED COMPENSATION PLAN](#)**

[Lock up period](#) 36 months

[Restricted Stock](#)

**[SHARE-BASED COMPENSATION PLAN](#)**

[Price on grant date | R\\$ / shares](#) R\$ 39.10

[Shares Granted | Equity Instruments](#) 130,435

**SHARE-BASED  
COMPENSATION PLAN -  
Amounts recognized in the  
financial Statements  
(Details) - BRL (R\$)  
R\$ in Thousands**

**12 Months Ended**

	<b>Dec. 31, 2020</b>	<b>Dec. 31, 2019</b>	<b>Dec. 31, 2018</b>
<b><u>Non-current liabilities</u></b>			
<u>Provision for phantom stock plan, Liabilities and equity</u>	R\$ 195,135	R\$ 136,505	
<u>Provision for phantom stock plan, Income statement</u>	(151,985)	(46,389)	R\$ (126,439)
<b><u>Shareholders' equity</u></b>			
<u>Stock options granted, Liabilities and equity</u>	10,612	5,979	
<u>Stock options granted, Income statement</u>	(4,632)	(879)	(5,170)
<u>Total general and administrative expenses from share-based transactions</u>	R\$ (156,617)	R\$ (47,268)	R\$ (131,609)
<u>PSO   Minimum</u>			
<b><u>SHARE-BASED COMPENSATION PLAN</u></b>			
<u>Total shareholder return</u>	75.00%		
<u>PSO   Maximum</u>			
<b><u>SHARE-BASED COMPENSATION PLAN</u></b>			
<u>Total shareholder return</u>	125.00%		

**LIABILITIES FOR  
ASSETS ACQUISITIONS  
AND SUBSIDIARIES  
(Details) - BRL (R\$)  
R\$ in Thousands**

	<b>Dec. 31, 2020</b>	<b>Dec. 31, 2019</b>	<b>Mar. 31, 2018</b>	<b>Aug. 31, 2014</b>
<b><u>Liabilities for assets acquisitions</u></b>				
<u>Assets acquisition</u>	R\$ 37,104	R\$ 78,345		
<u>Business combination transaction</u>	465,124	463,270		
<u>Liabilities for assets acquisitions and Business combination transaction</u>	502,228	541,615		
<u>Total current liabilities</u>	101,515	94,414		
<u>Total non-current liabilities</u>	400,713	447,201		
<b><u>VFFIP</u></b>				
<b><u>Liabilities for assets acquisitions</u></b>				
<u>Business combination transaction</u>	423,403	420,737		
<u>Consideration paid</u>				R\$ 528,941
<u>Cash transferred</u>				R\$ 44,998
<u>Facepa</u>				
<b><u>Liabilities for assets acquisitions</u></b>				
<u>Business combination transaction</u>	41,721	42,533		
<u>Consideration paid</u>			R\$ 307,876	
<u>Cash transferred</u>			R\$ 267,876	
<u>Lands and forests   Real estate receivables certificates</u>				
<b><u>Liabilities for assets acquisitions</u></b>				
<u>Assets acquisition</u>	R\$ 37,104	R\$ 78,345		

**LONG-TERM  
COMMITMENTS (Details) - Dec. 31, 2020 Dec. 31, 2019  
BRL (R\$)  
R\$ in Thousands**

**LONG-TERM COMMITMENTS**

**Total contractual obligation assumed** R\$ 12,429,229 R\$ 7,335,609

SHAREHOLDERS' EQUITY - Share capital (Details) R\$ / shares in Units, R\$ in Thousands	Oct. 06, 2020 \$/ shares	Oct. 06, 2020 BRL (R\$) R\$ / shares shares	12 Months Ended	
			Dec. 31, 2020 BRL (R\$) R\$ / shares shares	Dec. 31, 2019 R\$ / shares
<b>Share Capital</b>				
<a href="#">Quantity of ordinary shares</a>			1,361,263,584	
<a href="#">Percentage of ordinary shares</a>			100.00%	
<a href="#">Maximum authorized increase in number of common shares</a>			780,119,712	
<a href="#">SUZB3 common shares quoted (per share)   R\$ / shares</a>			R\$ 58.54	R\$ 39.68
<a href="#">Secondary public offering   American Depositary Shares</a>				
<b>Share Capital</b>				
<a href="#">Number of new shares issued</a>		13,180,000		
<a href="#">Price per security   \$ / shares</a>	\$ 8.15			
<a href="#">Controlling Shareholders</a>				
<b>Share Capital</b>				
<a href="#">Quantity of ordinary shares</a>			622,977,034	
<a href="#">Percentage of ordinary shares</a>			45.77%	
<a href="#">Suzano Holding S.A.</a>				
<b>Share Capital</b>				
<a href="#">Quantity of ordinary shares</a>			367,612,329	
<a href="#">Percentage of ordinary shares</a>			27.01%	
<a href="#">Controller</a>				
<b>Share Capital</b>				
<a href="#">Quantity of ordinary shares</a>			194,809,797	
<a href="#">Percentage of ordinary shares</a>			14.31%	
<a href="#">Managements</a>				
<b>Share Capital</b>				
<a href="#">Quantity of ordinary shares</a>			34,400,167	
<a href="#">Percentage of ordinary shares</a>			2.53%	
<a href="#">Alden Fundo de Investimento em Aes</a>				
<b>Share Capital</b>				
<a href="#">Quantity of ordinary shares</a>			26,154,741	
<a href="#">Percentage of ordinary shares</a>			1.92%	
<a href="#">Votorantim S.A.</a>				
<b>Share Capital</b>				
<a href="#">Quantity of ordinary shares</a>			50,180,059	
<a href="#">Percentage of ordinary shares</a>			3.69%	
<a href="#">Other shareholders</a>				
<b>Share Capital</b>				

<u>Quantity of ordinary shares</u>	676,064,487
<u>Percentage of ordinary shares</u>	49.66%
<u>BNDESPAR   Secondary public offering</u>	
<b><u>Share Capital</u></b>	
<u>Number of new shares issued</u>	150,217,425
<u>Price per security   R\$ / shares</u>	R\$ 46.00
<u>Aggregate value of new securities issued   R\$</u>	R\$ 6,910,002
<u>Share Capital</u>	
<b><u>Share Capital</u></b>	
<u>Share capital   R\$</u>	R\$ 9,269,281
<u>Quantity of ordinary shares</u>	1,361,263,584
<u>Share issue related cost   R\$</u>	R\$ 33,735
<u>Treasury shares</u>	
<b><u>Share Capital</u></b>	
<u>Quantity of ordinary shares</u>	12,042,004
<u>Percentage of ordinary shares</u>	0.88%

**SHAREHOLDERS'  
EQUITY - Dividends  
(Details) - BRL (R\$)  
R\$ in Thousands**

**12 Months Ended**

	<b>Dec. 31, 2020</b>	<b>Dec. 31, 2019</b>	<b>Dec. 31, 2018</b>
<b><u>SHAREHOLDERS' EQUITY</u></b>			
<u>Minimum mandatory dividend, as a percentage of adjusted net income</u>	25.00%		
<u>Minimum mandatory dividend, as a percentage of consolidated operating cash generation</u>	10.00%		
<u>Dividends recognised as distributions to owners of parent</u>			R\$ 29,976
<u>Dividends paid from reserves</u>		R\$ 596,534	
<u>Dividends distributed</u>	R\$ 0	R\$ 0	
<u>Minimum mandatory dividends - 25%</u>			R\$ 3,466



**SHAREHOLDERS'  
EQUITY - Income reserves  
(Details)  
R\$ in Thousands**

**12 Months Ended  
Dec. 31, 2020  
BRL (R\$)**

Legal Reserve

**SHAREHOLDERS' EQUITY**

<u>Percentage of remaining balance of net income</u>	5.00%
<u>Percentage of limited balance of share capital</u>	20.00%
<u>Percentage of limited legal reserve plus capital reserve of share capital</u>	30.00%
<u>Reserve absorbed related to loss</u>	R\$ 317,144

Legal Reserve | Maximum

**SHAREHOLDERS' EQUITY**

<u>Percentage of limited balance of share capital</u>	20.00%
---	--------

Capital increase reserve

**SHAREHOLDERS' EQUITY**

<u>Percentage of limited balance of share capital</u>	80.00%
---	--------

Capital increase reserve | Maximum

**SHAREHOLDERS' EQUITY**

<u>Percentage of remaining balance of net income</u>	90.00%
--	--------

<u>Percentage of limited balance of share capital</u>	80.00%
---	--------

Special statutory reserve | Maximum

**SHAREHOLDERS' EQUITY**

<u>Percentage of remaining balance of net income</u>	10.00%
--	--------

<u>Percentage of limited balance of share capital</u>	20.00%
---	--------

**SHAREHOLDERS'  
EQUITY - Capital reserve  
(Details) - BRL (R\$)  
R\$ in Thousands**

**12 Months Ended**

**Dec. 31, 2020 Dec. 31, 2018 Dec. 31, 2019**

Other

**Share Capital**

Stock options granted

R\$ (6,410,885)

Other | Fibria

**Share Capital**

Issuance of shares related to a business combination

R\$ 6,410,885

Stock options granted

**Share Capital**

Capital reserves arising from stock options

R\$ 10,612

Stock options granted

R\$ (14,307)

Capital reserve as a percentage of share capital

0.11%

**SHAREHOLDERS'  
EQUITY - Other reserves  
(Details) - BRL (R\$)  
R\$ in Thousands**

**12 Months Ended**

	<b>Dec. 31, 2020</b>	<b>Dec. 31, 2019</b>	<b>Dec. 31, 2018</b>
<b><u>Other comprehensive income (loss)</u></b>			
<u>Balances, beginning of the year</u>	R\$ 18,087,969	R\$ 12,025,934	R\$ 11,616,610
<u>Gain (loss) on conversion of financial statements and on foreign investments</u>	[1](2,857)	45,819	137,546
<u>Balances, end of the year</u>	7,337,378	18,087,969	12,025,934
<u>Other reserves</u>			
<b><u>Other comprehensive income (loss)</u></b>			
<u>Balances, beginning of the year</u>	2,221,341	2,321,708	
<u>Actuarial loss</u>	(22,037)	(95,628)	
<u>Gain on conversion of financial asset and fair value</u>	4,151	2,360	
<u>Gain (loss) on conversion of financial statements and on foreign investments</u>	(2,857)	45,819	
<u>Realization of deemed cost, net of taxes</u>		(52,918)	
<u>Partial Realization of deemed cost, net of taxes</u>	(70,654)		
<u>Balances, end of the year</u>	2,129,944	2,221,341	2,321,708
<u>Debenture conversion 5th issue</u>			
<b><u>Other comprehensive income (loss)</u></b>			
<u>Balances, beginning of the year</u>	(45,746)	(45,746)	
<u>Balances, end of the year</u>	(45,746)	(45,746)	(45,746)
<u>Actuarial loss</u>			
<b><u>Other comprehensive income (loss)</u></b>			
<u>Balances, beginning of the year</u>	(194,118)	(98,490)	
<u>Actuarial loss</u>	(22,037)	(95,628)	
<u>Balances, end of the year</u>	(216,155)	(194,118)	(98,490)
<u>Exchange variation and fair value of financial assets</u>			
<b><u>Other comprehensive income (loss)</u></b>			
<u>Balances, beginning of the year</u>	2,360	0	
<u>Gain on conversion of financial asset and fair value</u>	4,151	2,360	
<u>Balances, end of the year</u>	6,511	2,360	0
<u>Exchange variation on conversion of financial statements of foreign subsidiaries</u>			
<b><u>Other comprehensive income (loss)</u></b>			
<u>Balances, beginning of the year</u>	209,987	164,168	
<u>Gain (loss) on conversion of financial statements and on foreign investments</u>	(2,857)	45,819	
<u>Balances, end of the year</u>	207,130	209,987	164,168
<u>Deemed Cost</u>			
<b><u>Other comprehensive income (loss)</u></b>			
<u>Balances, beginning of the year</u>	2,248,858	2,301,776	

<u>Realization of deemed cost, net of taxes</u>		(52,918)	
<u>Partial Realization of deemed cost, net of taxes</u>	(70,654)		
<u>Balances, end of the year</u>	R\$	R\$	R\$
	2,178,204	2,248,858	2,301,776

[1] As of December 31, 2020 includes the exchange variation related to investments abroad of wholly-owned subsidiaries whose functional currencies are different from the Brazilian Real (notes 3.1.1 and 3.2.5). As of December 31, 2019 and 2018 includes the (i) exchange variation related to investments abroad of wholly-owned subsidiaries and (ii) hyperinflation referring to the wholly owned subsidiary Stenfar (note 3.2.6).

**SHAREHOLDERS'  
EQUITY - Treasury shares  
(Details) - BRL (R\$) Dec. 31, 2020 Dec. 31, 2019 Dec. 31, 2018  
R\$ / shares in Units, R\$ in  
Thousands**

**SHAREHOLDERS' EQUITY**

<u>Quantity</u>	12,042,004	12,042,004	12,042,004
<u>Average cost per share</u>	R\$ 18.13	R\$ 18.13	R\$ 18.13
<u>Historical value</u>	R\$ 218,265	R\$ 218,265	R\$ 218,265
<u>Market value</u>	R\$ 704,939	R\$ 477,827	R\$ 458,560

SHAREHOLDERS' EQUITY - Result absorption (Details) - BRL (R\$) R\$ in Thousands	12 Months Ended	
	Dec. 31, 2020	Dec. 31, 2019
<b><u>SHAREHOLDERS' EQUITY</u></b>		
<u>Result absorption</u>	R\$ (6,798,813)	R\$ (2,817,518)
<u>Reserve balances</u>	10,612	6,734,008
<u>Realization of deemed cost, net of taxes</u>		
<b><u>SHAREHOLDERS' EQUITY</u></b>		
<u>Result absorption</u>	R\$ (70,654)	(52,918)
<u>Tax incentives</u>		
<b><u>SHAREHOLDERS' EQUITY</u></b>		
<u>Result absorption</u>		(684,563)
<u>Special statutory reserve</u>		
<b><u>SHAREHOLDERS' EQUITY</u></b>		
<u>Result absorption</u>		(242,612)
<u>Legal Reserve</u>		
<b><u>SHAREHOLDERS' EQUITY</u></b>		
<u>Percentage of limited balance of share capital</u>	20.00%	
<u>Result absorption</u>	R\$ (317,144)	(105,670)
<u>Reserve balances</u>		317,144
<u>Capital increase reserve</u>		
<b><u>SHAREHOLDERS' EQUITY</u></b>		
<u>Percentage of limited balance of share capital</u>	80.00%	
<u>Result absorption</u>		(1,730,629)
<u>Capital reserves</u>		
<b><u>SHAREHOLDERS' EQUITY</u></b>		
<u>Result absorption</u>	R\$ (6,410,885)	
<u>Reserve balances</u>	10,612	6,416,864
<u>Unclaimed dividend forfeited</u>		
<b><u>SHAREHOLDERS' EQUITY</u></b>		
<u>Result absorption</u>	R\$ (130)	R\$ (1,126)

**EARNINGS (LOSS) PER  
SHARE - Basic earnings  
(losses) per share (Details) -  
BRL (R\$)  
R\$ / shares in Units, R\$ in  
Thousands**

**12 Months Ended**

**Dec. 31, 2020   Dec. 31, 2019   Dec. 31, 2018**

**Basic earnings per share**

<u>Resulted of the year attributable for controlling shareholders</u>	R\$ (10,724,828)	R\$ (2,817,518)	R\$ 319,693
<u>Weighted average number of shares in the year</u>	1,361,264	1,361,264	1,105,826
<u>Weighted average treasury shares</u>	(12,042)	(12,042)	(12,333)
<u>Weighted average number of outstanding shares</u>	1,349,222	1,349,222	1,093,493
<u>Basic loss per common share - RS</u>	R\$ (7.94890)	R\$ (2.08825)	R\$ 0.29236

**EARNINGS (LOSS) PER  
SHARE - Diluted earnings  
(losses) per share (Details) -  
BRL (R\$)  
R\$ / shares in Units, R\$ in  
Thousands**

**12 Months Ended**

	<b>Dec. 31, 2020</b>	<b>Dec. 31, 2019</b>	<b>Dec. 31, 2018</b>
<b><u>Diluted earnings per share</u></b>			
<u>Resulted of the year attributable for controlling shareholders</u>	R\$ (10,724,828)	R\$ (2,817,518)	R\$ 319,693
<u>Weighted average number of shares in the period (except treasury shares)</u>	1,349,222	1,349,222	1,093,493
<u>Adjustment by stock options</u>			1,386
<u>Weighted average number of shares (diluted)</u>	1,349,222	1,349,222	1,094,879
<u>Diluted loss per common share - R\$</u>	R\$ (7.94890)	R\$ (2.08825)	R\$ 0.29199



**NET FINANCIAL RESULT**  
**(Details) - BRL (R\$)**  
**R\$ in Thousands**

**12 Months Ended**  
**Dec. 31, 2020 Dec. 31, 2019 Dec. 31, 2018**

**Financial expenses**

<u>Interest on loans, financing and debentures</u>	R\$ (3,275,618)	R\$ (3,358,806)	R\$ (1,033,485)
<u>Premium with repurchase of bonds</u>	(391,390)		
<u>Amortization of fundraising costs</u>	(101,741)	(220,642)	(44,499)
<u>Amortization of fair value adjustment on business combination</u>	(38,826)	1,548	
<u>Adjustment to present value - lease</u>	(486,286)	(275,404)	
<u>Other financial expenses</u>	(165,564)	(325,544)	(422,390)
<u>Financial expenses</u>	(4,459,425)	(4,178,848)	(1,500,374)

**Financial Income**

<u>Cash and cash equivalents and marketable securities</u>	146,930	392,018	442,378
<u>Amortization of fair value adjustment on business combination</u>	95,238	37,412	
<u>Other financial income</u>	85,307	63,816	17,329
<u>Financial income</u>	327,475	493,246	459,707

**Income from derivative financial instruments**

<u>Income</u>	7,283,864	2,711,394	588,049
<u>Expenses</u>	(16,706,546)	(3,786,646)	(3,323,245)
<u>Income from derivative financial instruments</u>	(9,422,682)	(1,075,252)	(2,735,196)

**Monetary and exchange rate variation, net**

<u>Exchange rate variation on loans, financing and debentures</u>	(13,365,471)	(1,781,562)	(1,311,061)
<u>Lease</u>	(601,519)	(19,327)	
<u>Other assets and liabilities</u>	1,436,099	(164,038)	244,411
<u>Monetary and exchange rate variation, net</u>	(12,530,891)	(1,964,927)	(1,066,650)
<u>Net financial result</u>	(26,085,523)	(6,725,781)	R\$ (4,842,513)
<u>Capitalized interest costs on loans, financing and debentures</u>	10,636	4,213	
<u>Transaction costs for loans and financing</u>	R\$ 13,783	R\$ 34,836	

NET SALES (Details) - BRL (R\$) R\$ in Thousands	12 Months Ended		
	Dec. 31, 2020	Dec. 31, 2019	Dec. 31, 2018
<b>NET SALES</b>			
<u>Gross sales</u>	R\$ 35,663,758	R\$ 31,395,955	R\$ 14,802,821
<b>Sales deductions</b>			
<u>Adjustment to present value</u>		(5,316)	(4,984)
<u>Returns and cancelations</u>	(68,367)	(109,641)	(75,477)
<u>Discounts and rebates</u>	(3,830,267)	(3,835,140)	(15,695)
<u>Total</u>	31,765,124	27,445,858	14,706,665
<u>Taxes on sales</u>	(1,304,847)	(1,432,908)	(1,263,289)
<u>Net sales</u>	R\$ 30,460,277	R\$ 26,012,950	R\$ 13,443,376

**SEGMENT  
INFORMATION -  
Operating segment results  
(Details) - BRL (R\$)  
R\$ in Thousands**

**12 Months Ended**

**Dec. 31, 2020   Dec. 31, 2019   Dec. 31, 2018**

**Operating segments**

<u>Net sales</u>	R\$ 30,460,277	R\$ 26,012,950	R\$ 13,443,376
<u>Cost of sales</u>	(18,966,331)	(20,743,482)	(6,922,331)
<u>Gross profit</u>	R\$ 11,493,946	R\$ 5,269,468	R\$ 6,521,045
<u>Gross margin (%)</u>	37.70%	20.30%	48.50%
<u>Operating income (expenses)</u>	R\$ (3,050,552)	R\$ (2,640,890)	R\$ (1,513,234)
<u>Selling</u>	(2,174,652)	(1,905,279)	(598,726)
<u>General and administrative</u>	(1,443,192)	(1,173,358)	(825,209)
<u>Other operating, net</u>	531,150	405,754	(96,875)
<u>Income from associates and joint ventures</u>	36,142	31,993	7,576
<u>Operating profit before net financial income ("EBIT")</u>	R\$ 8,443,394	R\$ 2,628,578	R\$ 5,007,811
<u>Operating margin (%)</u>	27.70%	10.10%	37.30%
<u>Financial result, net</u>	R\$ (26,085,523)	R\$ (6,725,781)	R\$ (4,842,513)
<u>Net Income (loss) before income taxes</u>	(17,642,129)	(4,097,203)	165,298
<u>Income taxes</u>	6,927,194	1,282,461	(154,516)
<u>Net income (loss) for the year</u>	R\$ (10,714,935)	R\$ (2,814,742)	R\$ 319,814
<u>Profit (loss) margin for the year (%)</u>	(35.20%)	(10.80%)	2.50%
<u>Resulted of the year attributable for controlling shareholders</u>	R\$ (10,724,828)	R\$ (2,817,518)	R\$ 319,693
<u>Result of the period attributed to non-controlling shareholders</u>	9,893	2,776	121
<u>Depreciation, depletion and amortization</u>	6,772,780	8,091,952	1,563,223
<u>Domestic (Brazil)</u>			
<b><u>Operating segments</u></b>			
<u>Net sales</u>	4,967,635	5,314,215	4,051,640
<u>Foreign</u>			
<b><u>Operating segments</u></b>			
<u>Net sales</u>	25,492,642	20,698,735	9,391,736
<u>Asia</u>			
<b><u>Operating segments</u></b>			
<u>Net sales</u>	13,117,347	9,742,681	3,939,693
<u>Europe</u>			
<b><u>Operating segments</u></b>			
<u>Net sales</u>	6,672,803	6,172,529	3,036,010
<u>North America</u>			
<b><u>Operating segments</u></b>			
<u>Net sales</u>	4,604,284	3,975,191	1,551,738
<u>South and Central America</u>			
<b><u>Operating segments</u></b>			
<u>Net sales</u>	908,193	754,642	823,634
<u>Africa</u>			

**Operating segments**

Net sales 190,015 53,692 40,661

Pulp

**Operating segments**

Net sales 25,578,265 21,027,686 8,783,274

Cost of sales (15,754,930) (17,440,018) (3,965,912)

Gross profit R\$ 9,823,335 R\$ 3,587,668 R\$ 4,817,362

Gross margin (%) 38.40% 17.10% 54.80%

Operating income (expenses) R\$ (2,409,483) R\$ (2,089,286) R\$ (626,887)

Selling (1,770,036) (1,503,775) (212,869)

General and administrative (1,016,093) (806,774) (275,859)

Other operating, net 390,178 209,577 (138,159)

Income from associates and joint ventures (13,532) 11,686

Operating profit before net financial income ("EBIT") R\$ 7,413,852 R\$ 1,498,382 R\$ 4,190,475

Operating margin (%) 29.00% 7.10% 47.70%

Net Income (loss) before income taxes R\$ 7,413,852 R\$ 1,498,382 R\$ 4,190,475

Net income (loss) for the year R\$ 7,413,852 R\$ 1,498,382 R\$ 4,190,475

Profit (loss) margin for the year (%) 29.00% 7.10% 47.70%

Resulted of the year attributable for controlling shareholders R\$ 7,413,852 R\$ 1,498,382 R\$ 4,190,475

Depreciation, depletion and amortization 6,232,376 7,575,630 1,105,381

Pulp | Domestic (Brazil)

**Operating segments**

Net sales 1,609,449 1,833,936 744,566

Pulp | Foreign

**Operating segments**

Net sales 23,968,816 19,193,750 8,038,708

Pulp | Asia

**Operating segments**

Net sales R\$ 12,921,081 R\$ 9,605,799 3,837,998

Pulp | China

**Operating segments**

Percentage of total net revenue 47.97% 40.00%

Pulp | Europe

**Operating segments**

Net sales R\$ 6,409,879 R\$ 5,950,832 2,810,899

Pulp | North America

**Operating segments**

Net sales R\$ 4,340,956 R\$ 3,592,563 1,340,907

Pulp | United States

**Operating segments**

Percentage of total net revenue 16.54% 16.54%

Pulp | South and Central America

**Operating segments**

Net sales R\$ 184,590 R\$ 44,556 48,904

Pulp | Africa

**Operating segments**

Net sales 112,310

Paper

**Operating segments**

<u>Net sales</u>	4,882,012	4,985,264	4,660,102
<u>Cost of sales</u>	(3,211,401)	(3,303,464)	(2,956,419)
<u>Gross profit</u>	R\$ 1,670,611	R\$ 1,681,800	R\$ 1,703,683
<u>Gross margin (%)</u>	34.20%	33.70%	36.60%
<u>Operating income (expenses)</u>	R\$ (641,069)	R\$ (679,719)	R\$ (886,347)
<u>Selling</u>	(404,616)	(401,504)	(385,857)
<u>General and administrative</u>	(427,099)	(366,584)	(549,350)
<u>Other operating, net</u>	140,972	68,062	41,284
<u>Income from associates and joint ventures</u>	49,674	20,307	7,576
<u>Operating profit before net financial income ("EBIT")</u>	R\$ 1,029,542	R\$ 1,002,081	R\$ 817,336
<u>Operating margin (%)</u>	21.10%	20.10%	17.50%
<u>Net Income (loss) before income taxes</u>	R\$ 1,029,542	R\$ 1,002,081	R\$ 817,336
<u>Net income (loss) for the year</u>	R\$ 1,029,542	R\$ 1,002,081	R\$ 817,336
<u>Profit (loss) margin for the year (%)</u>	21.10%	20.10%	17.50%
<u>Resulted of the year attributable for controlling shareholders</u>	R\$ 1,029,542	R\$ 1,002,081	R\$ 817,336
<u>Depreciation, depletion and amortization</u>	540,404	516,322	457,842

Paper | Domestic (Brazil)

**Operating segments**

Net sales 3,358,186 3,480,279 3,307,074

Paper | Foreign

**Operating segments**

Net sales 1,523,826 1,504,985 1,353,028

Paper | Asia

**Operating segments**

Net sales 196,266 136,882 101,695

Paper | Europe

**Operating segments**

Net sales 262,924 221,697 225,111

Paper | North America

**Operating segments**

Net sales R\$ 263,328 R\$ 382,628 210,831

Paper | United States

**Operating segments**

Percentage of total net revenue 17.92% 24.64%

Paper | South and Central America

**Operating segments**

Net sales R\$ 723,603 R\$ 710,086 774,730

Paper | Peru

**Operating segments**

<u>Percentage of total net revenue</u>		12.70%	
<u>Paper   Argentina</u>			
<b><u>Operating segments</u></b>			
<u>Percentage of total net revenue</u>	18.06%	11.61%	
<u>Paper   Africa</u>			
<b><u>Operating segments</u></b>			
<u>Net sales</u>	R\$ 77,705	R\$ 53,692	40,661
<u>Not segmented</u>			
<b><u>Operating segments</u></b>			
<u>Operating income (expenses)</u>		128,115	
<u>Other operating, net</u>		128,115	
<u>Operating profit before net financial income ("EBIT")</u>		128,115	
<u>Financial result, net</u>	(26,085,523)	(6,725,781)	(4,842,513)
<u>Net Income (loss) before income taxes</u>	(26,085,523)	(6,597,666)	(4,842,513)
<u>Income taxes</u>	6,927,194	1,282,461	(154,516)
<u>Net income (loss) for the year</u>	(19,158,329)	(5,315,205)	(4,687,997)
<u>Resulted of the year attributable for controlling shareholders</u>	(19,168,222)	(5,317,981)	(4,688,118)
<u>Result of the period attributed to non-controlling shareholders</u>	R\$ 9,893	R\$ 2,776	R\$ 121

SEGMENT INFORMATION - Net sales by product (Details) - BRL (R\$) R\$ in Thousands	12 Months Ended		
	Dec. 31, 2020	Dec. 31, 2019	Dec. 31, 2018
<u>Net sales by products</u>			
<u>Net sales</u>	R\$ 30,460,277	R\$ 26,012,950	R\$ 13,443,376
<u>Market pulp</u>			
<u>Net sales by products</u>			
<u>Net sales</u>	R\$ 25,578,265	R\$ 21,027,686	R\$ 8,783,274
<u>Fluff pulp</u>			
<u>Net sales by products</u>			
<u>Percentage of total net sales</u>	0.60%	0.60%	0.60%
<u>Printing and writing paper</u>			
<u>Net sales by products</u>			
<u>Net sales</u>	R\$ 3,891,002	R\$ 4,100,502	R\$ 3,834,380
<u>Tissue</u>			
<u>Net sales by products</u>			
<u>Percentage of total net sales</u>	2.60%	2.60%	2.60%
<u>Paperboard</u>			
<u>Net sales by products</u>			
<u>Net sales</u>	R\$ 935,047	R\$ 823,360	R\$ 764,701
<u>Others</u>			
<u>Net sales by products</u>			
<u>Net sales</u>	R\$ 55,963	R\$ 61,402	R\$ 61,021

**SEGMENT  
INFORMATION - Goodwill  
based on expected future  
profitability (Details) - BRL  
(R\$)**

**Dec. 31, 2020 Dec. 31, 2019**

**R\$ in Thousands**

**Disclosure of products and services [line items]**

Goodwill Based On Expected Future Profitability R\$ 8,016,383 R\$ 8,061,818

Pulp

**Disclosure of products and services [line items]**

Goodwill Based On Expected Future Profitability 7,897,051 7,942,486

Consumer Goods

**Disclosure of products and services [line items]**

Goodwill Based On Expected Future Profitability R\$ 119,332 R\$ 119,332



**RESULTS BY NATURE**  
**(Details) - BRL (R\$)**  
**R\$ in Thousands**

	<b>12 Months Ended</b>		
	<b>Dec. 31, 2020</b>	<b>Dec. 31, 2019</b>	<b>Dec. 31, 2018</b>
<b><u>Cost of sales</u></b>			
<u>Personnel expenses</u>	R\$ (997,080)	R\$ (1,374,331)	R\$ (649,741)
<u>Variable cost</u>	(7,533,152)	(10,067,716)	(3,197,895)
<u>Logistics cost</u>	(4,156,096)	(2,776,021)	(1,044,899)
<u>Depreciation, depletion and amortization</u>	(5,773,088)	(7,135,049)	(1,523,935)
<u>Operating expenses COVID-19</u>	(95,024)		
<u>Other</u>	(411,891)	609,635	(505,861)
<u>Total cost of sales</u>	(18,966,331)	(20,743,482)	(6,922,331)
<b><u>Selling expenses</u></b>			
<u>Personnel expenses</u>	(205,636)	(215,640)	(145,844)
<u>Services</u>	(114,143)	(85,161)	(78,227)
<u>Logistics cost</u>	(852,562)	(618,089)	(297,129)
<u>Depreciation and amortization</u>	(905,880)	(904,748)	(4,471)
<u>Other</u>	(96,431)	(81,641)	(73,055)
<u>Total selling expenses</u>	(2,174,652)	(1,905,279)	(598,726)
<b><u>General and Administrative expenses</u></b>			
<u>Personnel expenses</u>	(862,308)	(642,543)	(469,661)
<u>Services</u>	(311,975)	(323,841)	(235,544)
<u>Depreciation and amortization</u>	(78,275)	(26,221)	(34,817)
<u>Social actions COVID-19</u>	(48,590)		
<u>Operating expenses COVID-19</u>	(41,076)		
<u>Other</u>	(100,968)	(180,753)	(85,187)
<u>Total General and Administrative expenses</u>	(1,443,192)	(1,173,358)	(825,209)
<b><u>Other operating (expenses) income net</u></b>			
<u>Rents and leases</u>	4,303	5,805	
<u>Result from sale of other products, net</u>	56,791	15,229	8,785
<u>Result from sale and disposal of property, plant and equipment and biological assets, net</u>	56,984	(63,454)	4,523
<u>Result on fair value adjustment of biological assets</u>	466,484	185,399	(129,187)
<u>Insurance reimbursement</u>	5,025	7,917	
<u>Amortization of intangible assets</u>	(15,537)	(20,336)	(9,947)
<u>Trade agreement credits</u>		87,000	51,846
<u>Result on disposal of investments</u>	(9,404)		
<u>Tax credits - gains in tax lawsuit (ICMS from the PIS/COFINS calculation basis)</u>		128,115	335
<u>Provision for loss and write-off of property, plant and equipment and biological assets</u>			(18,103)
<u>Other operating income (expenses), net</u>	(33,496)	60,079	(5,127)
<u>Total other, net</u>	531,150	405,754	R\$ (96,875)

<u>Cost of idle capacity and maintenance downtime</u>	524,411	615,394
<u>Amortization of inventories step up</u>	2,178,903	R\$ 2,178,903
<u>Dismantling cost</u>	R\$ 3,177	

## INSURANCE COVERAGE

(Details) - 12 months ended

Dec. 31, 2020

R\$ in Thousands, \$ in

Thousands

USD (\$)    BRL (R\$)

### INSURANCE COVERAGE

Maximum insurance coverage for operational risks                      \$ 1,000,000 R\$ 5,196,700

Maximum insurance coverage for civil general liabilities                      \$ 20,000    R\$ 103,934

Insurance coverage for domestic and international transportation 12 months

**SUBSEQUENT EVENTS**  
**(Details) - BRL (R\$)**  
**R\$ in Thousands**

**Feb. 09,**    **Jan. 05,**  
**2021**        **2021**

Purchase and sale agreement

**Events subsequent to the reporting date**

Final purchase price to be paid by the Buyers

R\$  
1,056,755

Amounts recognized in other liabilities

375,850

Amount recognized in other operating results

680,895

Cost of properties recognized in other operating results

289,867

Net income from sale of rural properties

391,028

Transfer of lease agreements

1

Amount received for the sale of rural properties classified as marketable securities of long-term as escrow account

50,415

Estimated regularization costs

R\$ 8,000

Early settlement of financing with BNDES

**Events subsequent to the reporting date**

Transaction amount settled

R\$  
1,453,842

Transaction costs related to early settlement of financing

R\$ 30,000

Early settlement of financing with BNDES | SELIC

**Events subsequent to the reporting date**

Interest rate basis

SELIC +  
3%

Basis spread (as a percent)

3.00%

Early settlement of financing with BNDES | TJLP

**Events subsequent to the reporting date**

Interest rate basis

TJLP +  
2%

Basis spread (as a percent)

2.00%