

SECURITIES AND EXCHANGE COMMISSION

FORM 497K

Summary Prospectus for certain open-end management investment companies filed pursuant to Securities Act Rule 497(K)

Filing Date: **2013-01-28**
SEC Accession No. [0000950123-13-000577](#)

([HTML Version](#) on [secdatabase.com](#))

FILER

Allianz Funds Multi-Strategy Trust

CIK: [1423227](#) | IRS No.: **000000000** | State of Incorporation: **MA**
Type: **497K** | Act: **33** | File No.: [333-148624](#) | Film No.: **13549785**

Mailing Address
C/O ALLIANZ GLOBAL
INVESTORS
1633 BROADWAY
NEW YORK NY 10019

Business Address
C/O ALLIANZ GLOBAL
INVESTORS
1633 BROADWAY
NEW YORK NY 10019
212-739-3000

Share Class & Ticker

Institutional
AZGIXClass P
AZGPXAdministrative
AZAMXClass D
AZGDx**Summary
Prospectus** April 2, 2012
(as revised January 28,
2013)

AllianzGI Retirement 2015 Fund

(formerly Allianz Global Investors Solutions 2015 Fund)



Before you invest, you may want to review the Fund's statutory prospectus, which contains more information about the Fund and its risks. You can find the Fund's statutory prospectus and other information about the Fund, including its statement of additional information (SAI) and most recent reports to shareholders, online at www.allianzinvestors.com/prospectuses. You can also get this information at no cost by calling 1-800-498-5413 or by sending an email request to Orders@MySummaryProspectus.com. This Summary Prospectus incorporates by reference the Fund's entire statutory prospectus and SAI, each dated April 2, 2012, as revised or supplemented from time to time.

Investment Objective

The Fund seeks capital growth and preservation consistent with its asset allocation as 2015 approaches, and thereafter current income and, secondarily, capital appreciation.

Fees and Expenses of the Fund

The tables below describe the fees and expenses that you may pay if you buy and hold shares of the Fund.

Shareholder Fees (fees paid directly from your investment): None

Annual Fund Operating Expenses (expenses that you pay each year as a percentage of the value of your investment)

Share Class	Advisory Fees(1)	Distribution Fee and/or Service Fee (12b-1) Fees	Other Expenses(1)	Acquired Fund Fees and Expenses	Total Annual Fund Operating Expenses(2)	Expense Reductions(3)	Total Annual Fund Operating Expenses After Expense Reductions(3)
Institutional	0.05%	None	0.10%	0.59%	0.74%	(0.17)%	0.57%
Class P	0.05	None	0.15	0.59	0.79	(0.12)	0.67
Administrative	0.05	0.25 %	0.15	0.59	1.04	(0.12)	0.92
Class D	0.05	0.25	0.30	0.59	1.19	(0.12)	1.07

(1) Other Expenses represent administrative fees paid by the Fund to Allianz Global Investors Fund Management LLC ("AGIFM") pursuant to an Administration Agreement between AGIFM and the Trust.

Total Annual Fund Operating Expenses do not match the Ratio of Expenses to Average Net Assets of the Fund as set forth in the Financial

(2) Highlights table of the Fund's prospectus, in part, because the Ratio of Expenses to Average Net Assets in the prospectus reflects the operating expenses of the Fund and does not include Acquired Fund Fees and Expenses.

The Manager has contractually agreed, until March 31, 2013, to irrevocably waive its advisory and administrative fees and reimburse any additional Other Expenses or Acquired Fund Fees and Expenses, to the extent that Total Annual Fund Operating Expenses After Expense

(3) Reductions, excluding, interest, taxes, and extraordinary expenses, exceed 0.57% for Institutional Class, 0.67% for Class P, 0.92% for Administrative Class and 1.07% for Class D shares. Under the Expense Limitation Agreement, the Manager may recoup waived or reimbursed amounts for three years, provided total expenses, including such recoupment, do not exceed the annual expense limit.

Examples. The Examples are intended to help you compare the cost of investing in shares of the Fund with the costs of investing in other mutual funds. The Examples assume that you invest \$10,000 in the noted class of shares for the time periods indicated, your investment has a 5% return each year, and the Fund's operating expenses remain the same. Although your actual costs may be higher or lower, the Examples show what your costs would be based on these assumptions. The Examples are based, for the first year, on Total Annual Fund Operating Expenses After Expense Reductions and, for all other periods, on Total Annual Fund Operating Expenses.

Share Class	1 Year	3 Years	5 Years	10 Years
Institutional	\$58	\$219	\$395	\$902
Class P	68	240	427	967
Administrative	94	319	562	1,260

Portfolio Turnover

The Fund pays transaction costs, such as commissions, when it buys and sells securities (or “turns over” its portfolio). The Fund’s portfolio turnover rate for the fiscal year ended November 30, 2011 was 108% of the average value of its portfolio. High levels of portfolio turnover may indicate higher transaction costs and may result in higher taxes for you if your Fund shares are held in a taxable account. These costs, which are not reflected in Total Annual Fund Operating Expenses or in the Examples above, can adversely affect the Fund’s investment performance.

Principal Investment Strategies

The Fund seeks to achieve its objective by normally investing primarily in certain affiliated mutual funds and exchange-traded funds (ETFs) sponsored by Allianz and Pacific

Investment Management Company LLC (“PIMCO”) (the “Underlying Funds”). The Fund may invest without limit in Underlying Funds and may invest significantly in one or a small number of the Underlying Funds. Underlying Funds in turn invest in or have exposure to (i) **return-generating assets**, such as

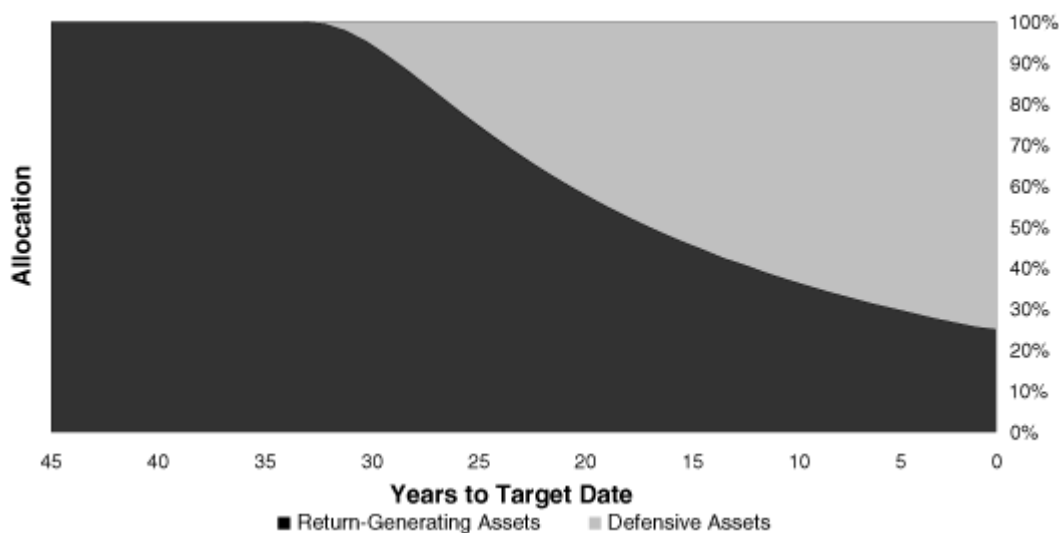
U.S. and global equities, commodities, real estate, mortgage securities, high yield securities, corporate bonds, emerging market bonds, public securities of infrastructure companies and private equity companies, and alternative investment strategies such as long-short and market neutral strategies and/or (ii) **defensive assets**, such as Treasury Inflation-Protected Securities (“TIPS”), short-term U.S. and non-U.S. bonds and core (e.g., investment grade) U.S. and non-U.S. bonds.

AllianzGI Retirement 2015 Fund

The Fund may also invest in ETFs and mutual funds and pooled vehicles other than the Underlying Funds (together, "Other Acquired Funds"). The Fund does not currently intend to invest more than 10% of its assets in Other Acquired Funds that are not advised by the Manager or its affiliates. The Fund may also invest significantly in other securities and instruments as a complement or adjustment to its exposure to Underlying Funds and Other Acquired Funds. The Sub-Adviser normally seeks to maintain significant economic exposure to a number of countries outside the U.S., and the Fund may have exposure to companies in a broad range of market capitalizations and geographic and industry distributions, as well as to fixed income and convertible instruments with a broad range of credit quality ratings and durations. The Fund may also utilize derivative instruments, such as options, forwards or futures contracts and swap agreements. The Fund uses an actively-managed strategy and modifies asset allocations over time with the intent of progressively reducing anticipated risk and volatility as the target date of 2015 approaches and becoming

increasingly conservative over time. The chart below illustrates the Sub-Adviser's schedule of target allocations between defensive and return-generating assets as of the date of this Prospectus, according to the number of years remaining to the target retirement date. Upon reaching this target date, the Fund's objective and strategy will change to closely resemble that of the AllianzGI Retirement Income Fund, which the Fund is expected to merge into approximately three years after its target date, provided that the Fund's Board of Trustees determines the transaction is in the best interest of shareholders. The Retirement Income Fund is intended for investors who have already retired or begun withdrawing portions of their investments, or are seeking a conservative allocation fund, and its objective is to seek current income and, secondarily, after-inflation capital appreciation. More information about the Fund's asset allocation and portfolio construction strategy, the Retirement Income Fund and the Underlying Funds is available in the Fund's statutory prospectus.

Sub-Adviser's Glidepath



The table below illustrates the Sub-Adviser's allocations among different asset classes within the defensive and return-gathering categories, as reflected in the Fund's portfolio as of November 30, 2012. The asset allocation is computed by assigning each underlying investment to the most representative asset class(es).

Fund Asset Allocation as of November 30, 2012

Asset Group	Asset Class	Percent of the Portfolio Invested
Defensive	Short-Duration Bonds & Cash	5.3 %
	U.S. Core Fixed Income	14.0%
	Non-US Core Bonds	5.8 %
	Inflation-Protected Bonds	40.5%
Return-Generating	US Large Cap Equity	6.0 %
	US Small Cap Equity	3.2 %
	Developed Non-US Large Cap Equity	6.0 %
	Developed Non-US Small/Mid Cap Equity	0.0 %
	Emerging Market Equity	0.5 %
	Global Fixed-Income	11.5%
	Commodity-Related Futures & Equities	5.0 %
	Global Real Estate	2.2 %

Principal Risks

The Fund' s net asset value, yield and total return will be affected by: the allocation determinations, investment decisions and techniques of the Fund' s management; factors, risks and performance specific to the Underlying Funds, Other Acquired Funds, issuers of securities and other instruments in which the Fund invests, including actual or perceived changes in the financial condition or business prospects of such issuers; and factors influencing the U.S. or global economies and

Summary Prospectus

securities markets or relevant industries or sectors within them (**Management Risk, Allocation Risk, Underlying Fund and Other Acquired Fund Risks, Issuer Risk, Market Risk**). Equity securities may react more strongly to changes in an issuer' s financial condition or prospects than other securities of the same issuer, and securities issued by smaller companies may be more volatile and present increased liquidity risk (**Equity Securities Risk, Smaller Company**)

Risk). There is no guarantee that the Fund will provide adequate income at and/or through an investor's retirement and it is possible to lose money on an investment in the Fund near, at, or after the Fund's target date. Other principal risks

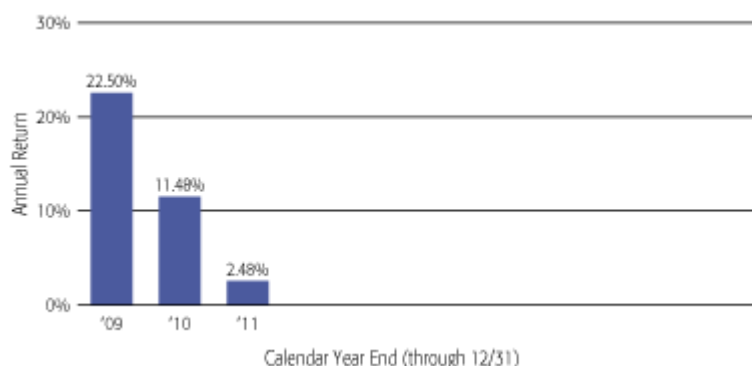
include: **Commodity Risk** (commodity-linked derivative instruments may increase volatility); **Convertible Securities Risk, Credit Risk, Fixed Income Risk, High Yield Risk, Interest Rate Risk** (convertible and fixed income (debt) securities, particularly high-yield or junk bonds, are subject to greater levels of credit and liquidity risk, may be speculative and may decline in value due to changes in interest rates or an issuer's or counterparty's deterioration or default); **Derivatives Risk** (derivative instruments are complex, have different characteristics than their underlying assets and are subject to additional risks, including leverage, liquidity and valuation); **Focused Investment Risk** (focusing on a limited number of issuers, sectors, industries or geographic regions increases risk and volatility); **Index Risk** (investments in index-linked derivatives are subject to the risks associated with the applicable index); **IPO Risk** (securities purchased in initial public offerings have no trading history, limited issuer information and increased volatility); **Leveraging Risk** (instruments and transactions that constitute leverage magnify gains or losses and increase volatility); **Liquidity Risk** (the lack of an active market for investments

may cause delay in disposition or force a sale below fair value); **Mortgage-Related and other Asset-Backed Risk** (investing in mortgage- and asset-backed securities involves interest rate, credit, valuation, extension and liquidity risks and the risk that payments on the underlying assets are delayed, prepaid, subordinated or defaulted on); **Non-U.S. Investment Risk, Emerging Markets Risk, Currency Risk** (non-U.S. securities markets and issuers may be more volatile, smaller, less-liquid, less transparent and subject to less oversight, particularly in emerging markets, and non-U.S. securities values may also fluctuate with currency exchange rates); **REIT and Real Estate-Linked Derivatives Risk** (adverse changes in the real estate markets may affect the value of REIT investments or real estate-linked derivatives); **Short Selling Risk** (short selling enhances leveraging risk, involves counterparty risk and may potentially involve the risk of unlimited loss); and **Variable Distribution Risk** (periodic distributions by investments of variable or floating interest rates vary with fluctuations in market interest rates). Please see "Summary of Principal Risks" in the Fund's statutory prospectus for a more detailed description of the Fund's risks. An investment in the Fund is not a deposit of a bank and is not insured or guaranteed by the Federal Deposit Insurance Corporation or any other government agency.

Performance Information

The performance information below provides some indication of the risks of investing in the Fund by showing changes in its total return from year to year and by comparing the Fund's average annual total returns with those of a broad-based market index and a performance average of similar mutual funds. The bar chart and the information to its right show performance of the Fund's Institutional Class shares.

Calendar Year Total Returns – Institutional Class



Average Annual Total Returns (for periods ended 12/31/11)

	1 Year	Fund Inception (12/29/08)
Institutional Class – Before Taxes	2.48 %	11.96%
Institutional Class – After Taxes on Distributions	0.66 %	10.07%
Institutional Class – After Taxes on Distributions and Sale of Fund Shares	1.98 %	9.28 %
Class P	2.39 %	11.86%
Administrative Class	2.19 %	11.67%
Class D	2.09 %	11.59%
Dow Jones Real Return 2015 Index	6.15 %	11.42%
Lipper Mixed-Asset Target 2015 Funds Average	-0.13%	11.12%

Class P, Administrative Class and Class D performance would be lower than Institutional Class performance because of the lower expenses paid by Institutional Class shares. *Past performance, before and after taxes, is not necessarily predictive of future performance.* Visit www.allianzinvestors.com for more current performance information.

More Recent Return Information

01/01/12- 12/31/12 10.43%

Highest and Lowest Quarter Returns (for periods shown in the bar chart)

Highest 07/01/2009- 09/30/2009	9.06%
Lowest 07/01/2011- 09/30/2011	-6.61%

After-tax returns are estimated using the highest historical individual federal marginal income tax rates and do not reflect the impact of state and local taxes. Actual after-tax returns depend on an investor's tax situation and may differ from those shown. After-tax returns are not relevant to investors who hold Fund shares through tax-deferred arrangements such as 401(k) plans or individual retirement accounts. In some cases the return after taxes may exceed the return before taxes due to an assumed tax benefit from any losses on a sale of Fund shares at the end of the measurement period. After-tax returns are for Institutional Class shares only. After-tax returns for other share classes will vary.

Summary Prospectus

Management of the Fund

Investment Manager

Allianz Global Investors Fund Management LLC

Sub-Adviser

Allianz Global Investors U.S. LLC (“AGI U.S.”)

Portfolio Managers

Stephen Sexauer, CIO Multi Asset US at AGI U.S., which he joined via a predecessor firm in 2003, has managed the Fund since inception in 2008.

Paul Pietranico, CFA, Senior Portfolio Manager at AGI U.S., which he joined via a predecessor firm in 2005, has managed the Fund since inception in 2008.

James Macey, CFA, Portfolio Manager at AGI U.S., which he joined via a predecessor firm in 2006, has managed the Fund since January, 2011.

Purchase and Sale of Fund Shares

You may purchase or sell (redeem) shares of the Fund on any business day through a broker, dealer, or other financial intermediary, or directly from the Fund’s transfer agent by mail (Allianz Institutional Funds, P.O. Box 219968, Kansas City, MO 64121-9968), as further described in the Fund’s statutory prospectus and SAI. To avoid delays in a purchase or redemption, please call 1-800-498-5413 with any questions about the requirements before submitting a request. Generally, purchase and redemption orders for Fund shares are

Sign up for e-Delivery

To get future prospectuses online and to eliminate mailings, go to:
www.allianzinvestors.com/edelivery



processed at the net asset value (NAV) next calculated after an order is received by the distributor or an authorized intermediary. NAVs are determined only on days when the New York Stock Exchange is open for regular trading. For Institutional Class, Class P and Administrative Class shares, the minimum initial investment in the Fund is \$1 million, though minimums may be modified for certain financial intermediaries that aggregate trades on behalf of investors. For Class D shares, the minimum initial investment in the Fund is \$1,000 and the minimum subsequent investment is \$50, though financial service firms offering these shares may impose different minimums.

Tax Information

The Fund’s distributions are generally taxable to you as ordinary income or capital gains, unless you are investing through a tax-deferred arrangement, such as a 401(k) plan or an individual retirement account.

Payments to Broker-Dealers and Other Financial Intermediaries

If you purchase shares of the Fund through a broker-dealer or other financial intermediary (such as a bank), the Fund, its distributor, its investment manager or their affiliates may pay the intermediary for the sale of Fund shares and related services. These payments may create a conflict of interest by influencing the broker-dealer or intermediary and your salesperson to recommend the Fund over another investment. Ask your salesperson or visit your financial intermediary’s Web site for more information.

AZ840SPI_012813

AllianzGI Retirement 2015 Fund

(formerly Allianz Global Investors Solutions 2015 Fund)



Before you invest, you may want to review the Fund's statutory prospectus, which contains more information about the Fund and its risks. You can find the Fund's statutory prospectus and other information about the Fund, including its statement of additional information (SAI) and most recent reports to shareholders, online at www.allianzinvestors.com/prospectuses. You can also get this information at no cost by calling 1-800-988-8380 or by sending an email request to Orders@MySummaryProspectus.com. This Summary Prospectus incorporates by reference the Fund's entire statutory prospectus and SAI, each dated April 2, 2012, as revised or supplemented from time to time.

Investment Objective

The Fund seeks capital growth and preservation consistent with its asset allocation as 2015 approaches, and thereafter current income and, secondarily, capital appreciation.

Fees and Expenses of the Fund

The tables below describe the fees and expenses that you may pay if you buy and hold shares of the Fund. You may qualify for sales charge discounts if you and your family invest, or agree to invest in the future, at least \$50,000 in Class A Shares of eligible funds that are part of the family of mutual funds sponsored by Allianz. More information about these and other discounts is available in the "Classes of Shares" section beginning on page 200 of the Fund's statutory prospectus or from your financial advisor.

Shareholder Fees (fees paid directly from your investment)

Share Class	Maximum Sales Charge (Load) Imposed on Purchases (as a percentage of offering price)	Maximum Contingent Deferred Sales Charge (CDSC) (Load) (as a percentage of the lower of original purchase price or NAV) ⁽¹⁾
Class A	5.50 %	1 %
Class C	None	1 %
Class R	None	None

Annual Fund Operating Expenses (expenses that you pay each year as a percentage of the value of your investment)

Share Class	Advisory Fees ⁽²⁾	Distribution Fee and/or Service (12b-1) Fees	Other Expenses ⁽²⁾	Acquired Fund Fees and Expenses	Total Annual Fund Operating Expenses ⁽³⁾	Expense Reductions ⁽⁴⁾	Total Annual Fund Operating Expenses After Expense Reductions ⁽⁴⁾
Class A	0.05%	0.25%	0.30%	0.59%	1.19%	(0.22)%	0.97%
Class C	0.05	1.00	0.30	0.59	1.94	(0.22)	1.72
Class R	0.05	0.50	0.30	0.59	1.44	(0.12)	1.32

⁽¹⁾ For Class A shares, the CDSC is imposed only in certain circumstances where shares are purchased without a front-end sales charge at the time of purchase. For Class C shares, the CDSC is imposed only on shares redeemed in the first year.

⁽²⁾ Other Expenses represent administrative fees paid by the Fund to Allianz Global Investors Fund Management LLC ("AGIFM") pursuant to an Administration Agreement between AGIFM and the Trust.

Total Annual Fund Operating Expenses do not match the Ratio of Expenses to Average Net Assets of the Fund as set forth in the Financial Highlights table of the Fund's prospectus, in part, because the Ratio of Expenses to Average Net Assets in the prospectus reflects the operating expenses of the Fund and does not include Acquired Fund Fees and Expenses.

The Manager has contractually agreed, until March 31, 2013, to irrevocably waive its advisory and administrative fees and reimburse any additional Other Expenses or Acquired Fund Fees and Expenses, to the extent that Total Annual Fund Operating Expenses After Expense

⁽⁴⁾ Reductions, excluding, interest, taxes, and extraordinary expenses, exceed 0.97% for Class A, 1.72% for Class C, and 1.32% for Class R. Under the Expense Limitation Agreement, the Manager may recoup waived or reimbursed amounts for three years, provided total expenses, including such recoupment, do not exceed the annual expense limit.

Examples. The Examples are intended to help you compare the cost of investing in shares of the Fund with the costs of investing in other mutual funds. The Examples assume that you invest \$10,000 in the noted class of shares for the time periods indicated, your investment has a 5% return each year, and the Fund's operating expenses remain the same. Although your actual costs may be higher or lower, the Examples show what your costs would be based on these assumptions. The Examples are based, for the first year, on Total Annual Fund Operating Expenses After Expense Reductions and, for all other periods, on Total Annual Fund Operating Expenses.

Share Class	Example: Assuming you redeem your shares at the end of each period				Example: Assuming you do not redeem your shares			
	1 Year	3 Years	5 Years	10 Years	1 Year	3 Years	5 Years	10 Years
Class A	\$644	\$886	\$1,148	\$1,895	\$644	\$886	\$1,148	\$1,895
Class C	275	588	1,027	2,247	175	588	1,027	2,247
Class R	134	444	775	1,714	134	444	775	1,714

Portfolio Turnover

The Fund pays transaction costs, such as commissions, when it buys and sells securities (or "turns over" its portfolio). The Fund's portfolio turnover rate for the fiscal year ended November 30, 2011 was 108% of the average value of its portfolio. High levels of portfolio turnover may indicate higher transaction costs and may result in higher taxes for you if your Fund shares are held in a taxable account. These costs, which are not reflected in Total Annual Fund Operating Expenses or in the Examples above, can adversely affect the Fund's investment performance.

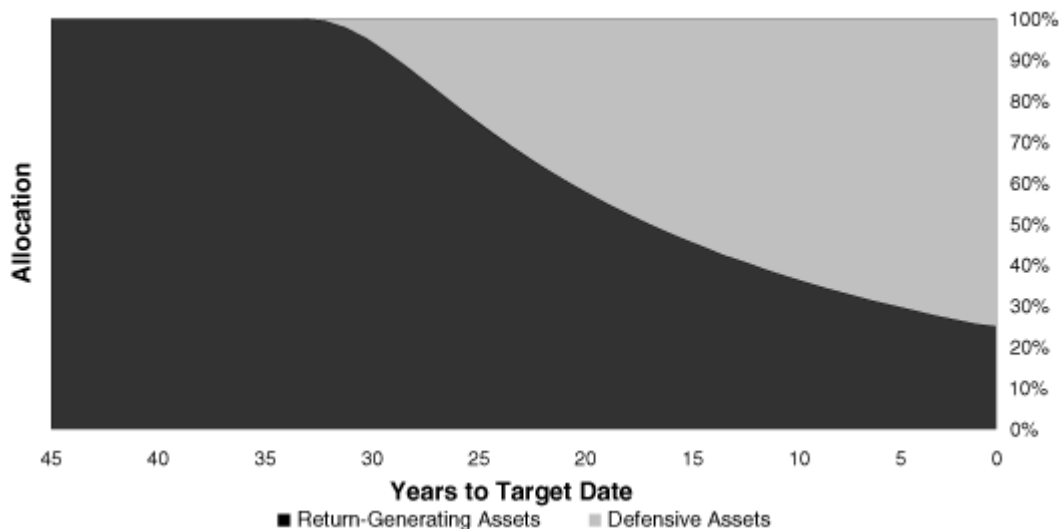
AllianzGI Retirement 2015 Fund

Principal Investment Strategies

The Fund seeks to achieve its objective by normally investing primarily in certain affiliated mutual funds and exchange-traded funds (ETFs) sponsored by Allianz and Pacific Investment Management Company LLC (“PIMCO”) (the “Underlying Funds”). The Fund may invest without limit in Underlying Funds and may invest significantly in one or a small number of the Underlying Funds. Underlying Funds in turn invest in or have exposure to (i) **return-generating assets**, such as U.S. and global equities, commodities, real estate, mortgage securities, high yield securities, corporate bonds, emerging market bonds, public securities of infrastructure companies and private equity companies, and alternative investment strategies such as long-short and market neutral strategies and/or (ii) **defensive assets**, such as Treasury Inflation-Protected Securities (“TIPS”), short-term U.S. and non-U.S. bonds and core (e.g., investment grade) U.S. and non-U.S. bonds. The Fund may also invest in ETFs and mutual funds and pooled vehicles other than the Underlying Funds (together, “Other Acquired Funds”). The Fund does not currently intend to invest more than 10% of its assets in Other Acquired Funds that are not advised by the Manager or its affiliates. The Fund may also invest significantly in other securities and instruments as a complement or adjustment to its exposure to Underlying Funds and Other Acquired Funds. The Sub-Adviser normally seeks to maintain significant economic exposure to a number of countries outside the U.S., and the Fund may have exposure to companies in a broad range of market capitalizations and

geographic and industry distributions, as well as to fixed income and convertible instruments with a broad range of credit quality ratings and durations. The Fund may also utilize derivative instruments, such as options, forwards or futures contracts and swap agreements. The Fund uses an actively-managed strategy and modifies asset allocations over time with the intent of progressively reducing anticipated risk and volatility as the target date of 2015 approaches and becoming increasingly conservative over time. The chart below illustrates the Sub-Adviser’s schedule of target allocations between defensive and return-generating assets as of the date of this Prospectus, according to the number of years remaining to the target retirement date. Upon reaching this target date, the Fund’s objective and strategy will change to closely resemble that of the AllianzGI Retirement Income Fund, which the Fund is expected to merge into approximately three years after its target date, provided that the Fund’s Board of Trustees determines the transaction is in the best interest of shareholders. The Retirement Income Fund is intended for investors who have already retired or begun withdrawing portions of their investments, or are seeking a conservative allocation fund, and its objective is to seek current income and, secondarily, after-inflation capital appreciation. More information about the Fund’s asset allocation and portfolio construction strategy, the Retirement Income Fund and the Underlying Funds is available in the Fund’s statutory prospectus.

Sub-Adviser’s Glidepath



The table below illustrates the Sub-Adviser’s allocations among different asset classes within the defensive and return-gathering categories, as reflected in the Fund’s portfolio as of November 30, 2012. The asset allocation is computed by assigning each underlying investment to the most representative asset class(es).

Fund Asset Allocation as of November 30, 2012

Asset Group	Asset Class	Percent of the Portfolio Invested
Defensive	Short-Duration Bonds & Cash	5.3 %
	U.S. Core Fixed Income	14.0 %
	Non-US Core Bonds	5.8 %

	Inflation-Protected Bonds	40.5%
Return-Generating	US Large Cap Equity	6.0 %
	US Small Cap Equity	3.2 %
	Developed Non-US Large Cap Equity	6.0 %
	Developed Non-US Small/Mid Cap Equity	0.0 %
	Emerging Market Equity	0.5 %
	Global Fixed-Income	11.5%
	Commodity-Related Futures & Equities	5.0 %
	Global Real Estate	2.2 %

Summary Prospectus

Principal Risks

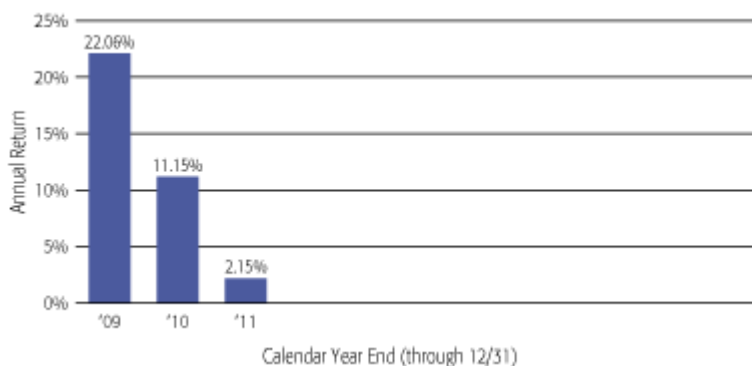
The Fund's net asset value, yield and total return will be affected by: the allocation determinations, investment decisions and techniques of the Fund's management; factors, risks and performance specific to the Underlying Funds, Other Acquired Funds, issuers of securities and other instruments in which the Fund invests, including actual or perceived changes in the financial condition or business prospects of such issuers; and factors influencing the U.S. or global economies and securities markets or relevant industries or sectors within them (**Management Risk, Allocation Risk, Underlying Fund and Other Acquired Fund Risks, Issuer Risk, Market Risk**). Equity securities may react more strongly to changes in an issuer's financial condition or prospects than other securities of the same issuer, and securities issued by smaller companies may be more volatile and present increased liquidity risk (**Equity Securities Risk, Smaller Company Risk**). There is no guarantee that the Fund will provide adequate income at and/or through an investor's retirement and it is possible to lose money on an investment in the Fund near, at, or after the Fund's target date. Other principal risks include: **Commodity Risk** (commodity-linked derivative instruments may increase volatility); **Convertible Securities Risk, Credit Risk, Fixed Income Risk, High Yield Risk, Interest Rate Risk** (convertible and fixed income (debt) securities, particularly high-yield or junk bonds, are subject to greater levels of credit and liquidity risk, may be speculative and may decline in value due to changes in interest rates or an issuer's or counterparty's deterioration or default); **Derivatives Risk** (derivative instruments are complex, have different characteristics than their underlying assets and are subject to additional risks, including leverage, liquidity and valuation); **Focused Investment Risk** (focusing on a limited number of issuers, sectors, industries or geographic

regions increases risk and volatility); **Index Risk** (investments in index-linked derivatives are subject to the risks associated with the applicable index); **IPO Risk** (securities purchased in initial public offerings have no trading history, limited issuer information and increased volatility); **Leveraging Risk** (instruments and transactions that constitute leverage magnify gains or losses and increase volatility); **Liquidity Risk** (the lack of an active market for investments may cause delay in disposition or force a sale below fair value); **Mortgage-Related and other Asset-Backed Risk** (investing in mortgage- and asset-backed securities involves interest rate, credit, valuation, extension and liquidity risks and the risk that payments on the underlying assets are delayed, prepaid, subordinated or defaulted on); **Non-U.S. Investment Risk, Emerging Markets Risk, Currency Risk** (non-U.S. securities markets and issuers may be more volatile, smaller, less-liquid, less transparent and subject to less oversight, particularly in emerging markets, and non-U.S. securities values may also fluctuate with currency exchange rates); **REIT and Real Estate-Linked Derivatives Risk** (adverse changes in the real estate markets may affect the value of REIT investments or real estate-linked derivatives); **Short Selling Risk** (short selling enhances leveraging risk, involves counterparty risk and may potentially involve the risk of unlimited loss); and **Variable Distribution Risk** (periodic distributions by investments of variable or floating interest rates vary with fluctuations in market interest rates). Please see "Summary of Principal Risks" in the Fund's statutory prospectus for a more detailed description of the Fund's risks. An investment in the Fund is not a deposit of a bank and is not insured or guaranteed by the Federal Deposit Insurance Corporation or any other government agency.

Performance Information

The performance information below provides some indication of the risks of investing in the Fund by showing changes in its total return from year to year and by comparing the Fund's average annual total returns with those of a broad-based market index and a performance average of similar mutual funds. The bar chart and the information to its right show performance of the Fund's Class A shares, but do not reflect the impact of sales charges (loads). *If they did, returns would*

Calendar Year Total Returns – Class A



Average Annual Total Returns (for periods ended 12/31/11)

be lower than those shown. Class C and Class R performance would be lower than Class A performance because of the lower expenses paid by Class A shares. Performance in the Average Annual Total Returns table reflects the impact of sales charges. *Past performance, before and after taxes, is not necessarily predictive of future performance.* Visit www.allianzinvestors.com for more current performance information.

More Recent Return Information

01/01/12- 12/31/12	10.05%
--------------------	--------

Highest and Lowest Quarter Returns (for periods shown in the bar chart)

Highest 07/01/2009- 09/30/2009	9.02%
Lowest 07/01/2011- 09/30/2011	-6.65%

	1 Year	Fund Inception (12/29/08)
Class A – Before Taxes	-3.47%	9.51 %
Class A – After Taxes on Distributions	-5.09%	7.73 %
Class A – After Taxes on Distributions and Sale of Fund Shares	-1.91%	7.21 %
Class C	0.38 %	10.74%
Class R	1.85 %	11.32%
Dow Jones Real Return 2015 Index	6.15 %	11.42%
Lipper Mixed-Asset Target 2015 Funds Average	-0.13%	11.12%

Summary Prospectus

After-tax returns are estimated using the highest historical individual federal marginal income tax rates and do not reflect the impact of state and local taxes. Actual after-tax returns depend on an investor's tax situation and may differ from those shown. After-tax returns are not relevant to investors who hold Fund shares through tax-deferred arrangements such as 401(k) plans or individual retirement accounts. In some cases the return after taxes may exceed the return before taxes due to an assumed tax benefit from any losses on a sale of Fund shares at the end of the measurement period. After-tax returns are for Class A shares only. After-tax returns for other share classes will vary.

Management of the Fund

Investment Manager

Allianz Global Investors Fund Management LLC

Sub-Adviser

Allianz Global Investors U.S. LLC ("AGI U.S.")

Portfolio Managers

Stephen Sexauer, CIO Multi Asset US at AGI U.S., which he joined via a predecessor firm in 2003, has managed the Fund since inception in 2008.

Paul Pietranico, CFA, Senior Portfolio Manager at AGI U.S., which he joined via a predecessor firm in 2005, has managed the Fund since inception in 2008.

James Macey, CFA, Portfolio Manager at AGI U.S., which he joined via a predecessor firm in 2006, has managed the Fund since January, 2011.

Purchase and Sale of Fund Shares

You may purchase or sell (redeem) shares of the Fund on any business day through a broker, dealer, or other financial intermediary, or directly from the Fund's distributor by mail (Allianz Global Investors Distributors LLC, P.O. Box 8050, Boston, MA 02266-8050), as further described in the Fund's statutory prospectus and SAI. To avoid delays in a purchase or redemption, please call 1-800-988-8380 with any questions about the requirements before submitting a request.

Sign up for e-Delivery

To get future prospectuses online and to eliminate mailings, go to:
www.allianzinvestors.com/edelivery



Generally, purchase and redemption orders for Fund shares are processed at the net asset value (NAV) next calculated after an order is received by the distributor or an authorized intermediary. NAVs are determined only on days when the New York Stock Exchange is open for regular trading. For Class A and Class C shares, the minimum initial investment in the Fund is \$1,000 and the minimum subsequent investment is \$50. For Class R shares, specified benefit plans may establish various minimum investment and account size requirements; ask your plan administrator for more information.

Tax Information

The Fund's distributions are generally taxable to you as ordinary income or capital gains, unless you are investing through a tax-deferred arrangement, such as a 401(k) plan or an individual retirement account.

Payments to Broker-Dealers and Other Financial Intermediaries

If you purchase shares of the Fund through a broker-dealer or other financial intermediary (such as a bank), the Fund, its distributor, its investment manager or their affiliates may pay the intermediary for the sale of Fund shares and related services. These payments may create a conflict of interest by influencing the broker-dealer or intermediary and your salesperson to recommend the Fund over another investment. Ask your salesperson or visit your financial intermediary's Web site for more information.

AZ840SP_012813