

SECURITIES AND EXCHANGE COMMISSION

FORM 497AD

Filing by certain investment companies of Securities Act Rule 482 advertising in accordance with Securities Act Rule 497 and the Note to Rule 482(c)

Filing Date: 2013-01-09
SEC Accession No. 0001413042-13-000006

(HTML Version on secdatabase.com)

FILER

MUNDOVAL FUNDS

CIK: **1293530** | IRS No.: **432058710** | Fiscal Year End: **0831**
Type: **497AD** | Act: **33** | File No.: **333-116723** | Film No.: **13521182**

Mailing Address
7855 IVANHOE AVE., STE
210
LA JOLLA CA 92037

Business Address
7855 IVANHOE AVE., STE
210
LA JOLLA CA 92037
858-454-4837



MUNDOVAL FUND

GLOBAL VALUE INVESTING

As of December 31, 2012

Investment Strategy

The Mundoval Fund seeks long-term capital appreciation by investing in U.S. and international businesses.

The Fund's strategy focuses on value style investing by owning shares of companies believed to be trading at a discount to their intrinsic value.

Differentiating Factors

- Portfolio Manager invested alongside clients.
- Long-term, multi-year investment horizon and low turnover of portfolio holdings.
- Consistent application of investment philosophy through market cycles.
- Conservative business valuation estimates that prioritize free cash flow generation.

Portfolio Manager

Arthur Q. Johnson, CFA
Since fund inception

Investment Advisor

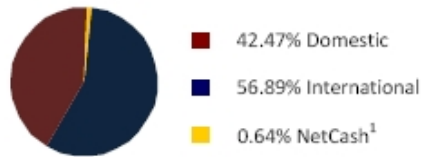
A.Q. Johnson & Co., Inc.
7855 Ivanhoe Ave., Suite 210
La Jolla, CA 92037
(858) 454-4837

WWW.MUNDOVAL.COM

²Risks & Important Considerations

Performance data quoted represents past performance. Past performance does not guarantee future results. The investment return and principal value of an investment will fluctuate so that an investor's shares, when redeemed, may be worth more or less than their original cost. All returns include change in share prices, and reinvestment of any dividends and capital gains distributions. Current performance may be lower or higher than the performance data quoted. Indices shown are broad-based, unmanaged indices commonly used to measure performance of U.S. and world stocks. These indices do not incur expenses and are not available for investment. You may obtain performance data current to the most recent month-end by calling the transfer agent at 1-877-59-FUNDS. You should consider the investment objectives, risks, and charges and expenses of the fund carefully before investing. The prospectus contains this and other information about the fund. You may obtain a prospectus by calling 1-877-59-FUNDS. The prospectus should be read carefully

Geographic Diversification

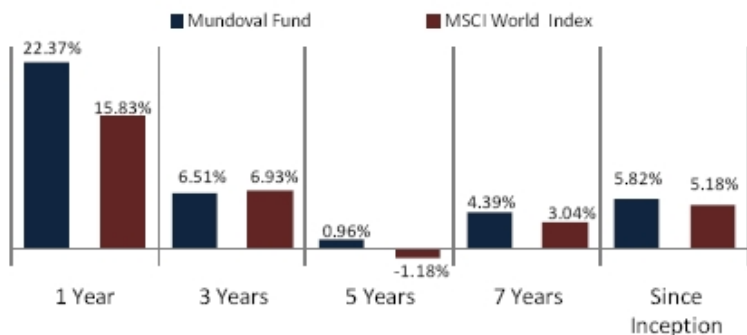


¹Net Cash represents cash equivalents and other assets less liabilities.

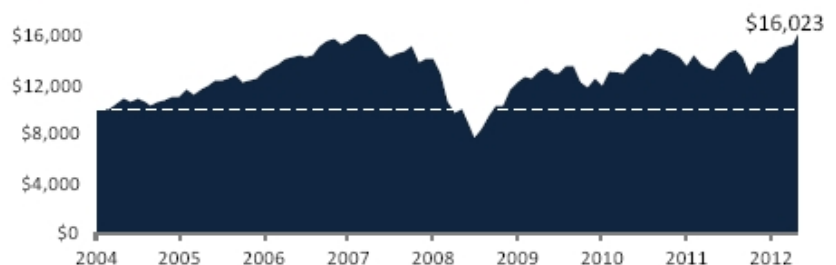
Industry Diversification

Financials	36.49%
Information Technology	19.76%
Telecommunication Services	16.16%
Energy	9.92%
Health Care	5.16%
Consumer Discretionary	5.13%
Consumer Staples	3.39%
Industrials	3.35%
Cash	0.64%

Average Annual Total Returns ²



Hypothetical Growth of \$10,000 since inception^{2,3}



³A hypothetical \$10,000 investment in the fund at inception on 9/3/04 would have been worth \$16,023 on 12/31/12. All returns include change in share prices, and reinvestment of any dividends and capital gains distributions. This chart does not imply future performance.

7855 Ivanhoe Avenue, Suite 210 | La Jolla, CA 92037 | (858) 454-4837 | info@mundoval.com | WWW.MUNDOVAL.COM