

SECURITIES AND EXCHANGE COMMISSION

FORM DEF 14A

Definitive proxy statements

Filing Date: **2024-03-07** | Period of Report: **2024-05-03**

SEC Accession No. [0001193125-24-062207](#)

([HTML Version](#) on [secdatabase.com](#))

FILER

ManpowerGroup Inc.

CIK: [871763](#) | IRS No.: **391672779** | State of Incorpor.: **WI** | Fiscal Year End: **1231**

Type: **DEF 14A** | Act: **34** | File No.: [001-10686](#) | Film No.: **24730443**

SIC: **7363** Help supply services

Mailing Address

*100 MANPOWER PLACE
MILWAUKEE WI 53212*

Business Address

*100 MANPOWER PLACE
MILWAUKEE WI 53212
414 961-1000*

**UNITED STATES
SECURITIES AND EXCHANGE COMMISSION**
Washington, D.C. 20549

SCHEDULE 14A INFORMATION

**Proxy Statement Pursuant to Section 14(a) of the
Securities Exchange Act of 1934
(Amendment No.)**

Filed by the Registrant ☒

Filed by a Party other than the Registrant ☐

Check the appropriate box:

- ☐ Preliminary Proxy Statement
- ☐ **Confidential, for Use of the Commission Only** (as permitted by Rule 14a-6(e)(2))
- ☒ Definitive Proxy Statement
- ☐ Definitive Additional Materials
- ☐ Soliciting Material under § 240.14a-12

MANPOWERGROUP INC.

(Name of registrant as specified in its charter)

(Name of person(s) filing proxy statement, if other than the registrant)

Payment of Filing Fee (Check the appropriate box):

- ☒ No fee required.
 - ☐ Fee paid previously with preliminary materials.
 - ☐ Fee computed on table in exhibit required by Item 25(b) per Exchange Act Rules 14a-6(i) and 0-11
-

[Table of Contents](#)



ManpowerGroup®

Notice of Annual Meeting and Proxy Statement 2024

CELEBRATING

75
YEARS

[Table of Contents](#)



Sustainability at ManpowerGroup

In 2023, we published our third annual **Working to Change the World** Environmental, Social, and Governance (ESG) report. The 2022-2023 report outlines our ongoing commitment to shaping a more sustainable future for all and progress against our three pillars: how we are caring for the **Planet**, amplifying our impact on **People & Prosperity**, and adhering to strong **Principles of Governance** with renewed awareness and urgency.



Our **Working to Change the World** plan is embedded in our business strategy, with our 2022-2023 report showcasing the latest progress of our sustainability efforts across key impact areas:



We continue to be globally recognized for our ethical, responsible business practices, and our commitment to driving positive, sustainable change. We're honored by these recognitions, while we know there is always more work to do:



First in our industry to have our 2030 emission reduction goals validated by the Science Based Targets initiative (SBTi)



Earned new Platinum, Gold, and Silver EcoVadis ratings in eight countries, bringing our total to 24+ countries & at a Global level



Recognized as a best place to work in the US by the Disability Equality Index for the 8th consecutive year



Received a perfect score on the Corporate Equality Index for LGBTQ+ inclusion for the 8th consecutive year



Named one of the World's Most Ethical Companies for the 14th time — more than any organization in our industry

Learn more: manpowergroup.com/sustainability

Notice of Annual Meeting of Shareholders



ManpowerGroup Inc. | 100 Manpower Place | Milwaukee, Wisconsin 53212

2024 Annual Meeting Information



Date

Friday
May 3, 2024



Time

8:00 a.m. CDT



Virtual Meeting

This year's meeting is a virtual shareholders meeting at www.meetnow.global/MPJX244



Record Date

The close of business
February 23, 2024

Voting Methods

Whether or not you plan to attend the meeting, it is important that your shares are represented and voted. If you are a shareholder of record ("registered shareholder"), we urge you to vote in advance of the meeting using one of the advance voting methods below. You can vote by any of the following methods:

By Internet:

Prior to the 2024 Annual Meeting, vote your shares online at www.envisionreports.com/MAN

During the 2024 Annual Meeting, vote your shares online at www.meetnow.global/MPJX244

By Phone:

1-800-652-VOTE (8683) within the USA, US territories and Canada

By Mail:

Complete, sign and return proxy card in the postage-paid envelope provided

By QR Code:

Scan this QR code 24/7 to vote with your mobile device



All registered shareholders and those holding legal proxy will still be able to vote online during the meeting, even if they previously submitted their proxy. If your shares are held in street name through a bank, broker or other holder of record ("beneficial holder"), you will receive instructions from the holder of record that you must follow in order for your shares to be voted.

Items of Business and Voting Recommendations

PROPOSAL	DESCRIPTION	BOARD VOTE RECOMMENDATION	PAGE REFERENCE (FOR MORE DETAIL)
1	To elect eleven individuals nominated by the Board of Directors of ManpowerGroup to serve until 2025 as directors;	FOR each of the director nominees	81
2	To ratify the appointment of Deloitte & Touche LLP as our independent auditors for 2024;	FOR	83
3	To hold an advisory vote on approval of the compensation of our named executive officers; and	FOR	84
4	To transact such other business as may properly come before the meeting		

Holders of a majority of the outstanding shares must be present in person or by proxy in order for the annual meeting to be held. For purposes of our meeting, people who attend virtually will be considered in-person.

Important Notice Regarding the Availability of Proxy Materials for the Annual Meeting of Shareholders to be held on May 3, 2024: The annual report on Form 10-K and proxy statement of ManpowerGroup are available for review at www.envisionreports.com/MAN.

By Order of the Board of Directors

Richard Buchband, Secretary
March 7, 2024

Table of Contents

	Proxy Summary	2024 Proxy Statement Summary	i
1	Board of Directors	Director Nominee Biographies Composition and Qualifications of Board Members Board Diversity and Tenure Director Compensation for 2023 Non-Employee Director Stock Ownership Guidelines	1 13 15 17 19
2	Governance & Sustainability	Board Leadership Structure Board Oversight Independent Compensation Consultant Board Independence and Related Party Transactions Communicating With Our Board Meetings and Committees of the Board Board Effectiveness and Evaluation	20 21 23 25 25 26 29
3	Executive Compensation	Compensation Discussion and Analysis Report of the People, Culture and Compensation Committee of the Board of Directors People, Culture and Compensation Committee Interlocks and Insider Participation Compensation Tables Summary Compensation Table Grants of Plan-Based Awards in 2023 Compensation Agreements and Arrangements Grants Under the 2011 Equity Incentive Plan Outstanding Equity Awards at December 31, 2023 Option Exercises and Stock Vested in 2023 Nonqualified Deferred Compensation in 2023 Termination of Employment and Change of Control Arrangements Post-Termination and Change of Control Benefits Compensation Policies and Practices as They Relate to Risk Management CEO Pay Ratio Pay versus Performance	30 53 53 54 54 55 56 56 57 59 60 62 65 69 70 71












4	Audit Committee Matters	Audit Committee Report	75
		Fees Billed by Deloitte	77
		Independent Auditor Services Policy	77
5	Information About Stock Ownership	Security Ownership of Certain Beneficial Owners	78
		Beneficial Ownership of Directors and Executive Officers	79
6	Proposals to be Voted on During the Meeting	1: Election of Directors	81
		2: Ratification of Independent Auditors	83
		3: Advisory Vote on Approval of the Compensation of Named Executive Officers	84
7	Information About the Meeting	Date, Time and Place of Meeting	86
		Proxy Materials are Available on the Internet	86
		Participating in the Annual Meeting	86
		Soliciting Proxies	87
		Vote Required and Voting Standards	87
		Corporate Governance Documents	89
		Submission of Shareholder Proposals	90
		Other Voting Information	90
		Other Matters	90

Proxy Statement Summary

This summary highlights information contained in the proxy statement, which is first being made available to shareholders on or about March 7, 2024. This summary does not contain all the information you should consider. We encourage you to read the entire proxy statement before voting. For information regarding ManpowerGroup's 2023 performance, please read ManpowerGroup's 2023 Annual Report on Form 10-K.

Board of Directors Nominees

The following table provides summary information about each of the 11 director nominees, and the committees they serve on. Each director is elected annually by a majority of votes cast. William Downe has determined he will not be seeking re-election at the annual meeting.

	NAME	AGE	DIRECTOR SINCE	INDEPENDENT	COMMITTEES
	Jean-Philippe Courtois	63	2020	✓	• Audit
	John F. Ferraro	68	2016	✓	• Audit
	William P. Gipson	66	2020	✓	• People, Culture and Compensation
	Patricia Hemingway Hall	71	2011	✓	• Audit • Governance and Sustainability (CHAIR)(1)
	Julie M. Howard Lead Director	61	2016	✓	• People, Culture and Compensation(2) • Governance and Sustainability
	Ulice Payne, Jr.	68	2007	✓	• Audit • Governance and Sustainability
	Muriel Pénicaud	68	2022	✓	• People, Culture and Compensation
	Jonas Prising Chief Executive Officer	59	2014		• None
	Paul Read	57	2014	✓	• Audit (CHAIR)
	Elizabeth P. Sartain	69	2010	✓	• People, Culture and Compensation (CHAIR)(2)
	Michael J. Van Handel	64	2017	✓	• Governance and Sustainability(1)

- (1) Mr. Van Handel will become chair of the Governance and Sustainability Committee in May 2024, succeeding Ms. Hemingway Hall. Ms. Hemingway Hall will remain a member of the committee.
- (2) Ms. Howard will become chair of the People, Culture and Compensation Committee in May 2024, succeeding Ms. Sartain. Ms. Sartain will remain a member of the committee.

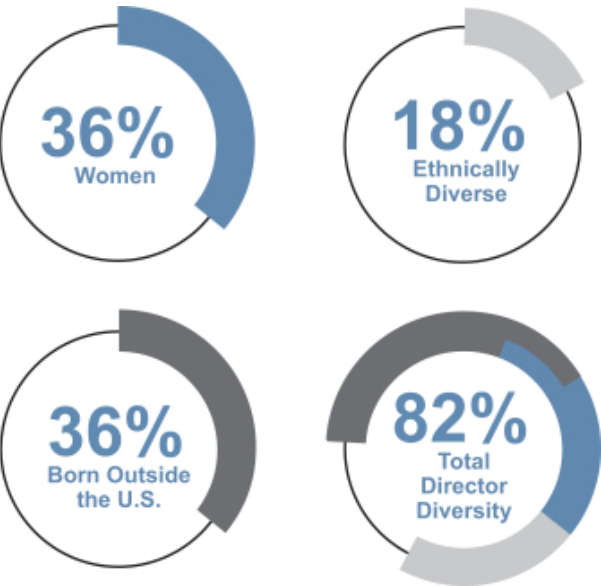
Our Board Has a Diversity of Experiences and Backgrounds⁽¹⁾

Our Board believes that having a diverse mix of directors with a variety of skills, experience, and backgrounds is essential to meeting its oversight responsibility.

Core Skills & Experience Identified by our Directors



Director Diversity



Board Composition and Leadership

27%
of Board are Current or Former CEOs or Board Chairs

27%
of Board was Refreshed over the Past 4 Years, with 3 New Director Appointments

⁽¹⁾Calculations within this section are made with respect to the 11 Board nominees listed on the previous page.

Our Working to Change the World Plan

ManpowerGroup's ESG Strategy

Our **Working to Change the World** plan is integrated into our business strategy. It focuses on the areas where we can drive the greatest impact. The three strategic pillars of our plan – **Planet, People & Prosperity**, and **Principles of Governance** — address the most pressing issues facing our world, while reinforcing our ongoing commitment to shaping a more sustainable future:



"Each year, millions of people trust us to support them in their careers. We take this trust seriously and we are committed to our purpose that meaningful, sustainable employment has the power to change the world."

- Jonas Prising, Chairman & CEO



We are committed to positive social outcomes and that's reflected in the organizations with which we partner — driving **Impact at Scale** with leading NGOs, global brands, and associations, each with its own legacy of making the world a better place to live and work.



We have actively engaged with the United Nations since we signed the UN Global Compact sustainability principles in 2006. In 2015, the UN established 17 Sustainable Development Goals (SDGs). We are committed to promoting all of them, yet we are strongly focused on those goals that we can impact the most.



Planet

Delivering on our validated, science-based targets to reduce emissions by 2030 and reach net-zero by 2045 or sooner



We are proud to be the first in our industry to have set emissions reduction goals that are validated by the Science-Based Target initiative (SBTi). As part of our transition to net zero by 2045 or sooner, our 2030 targets include:

- Reducing direct emissions (scope 1 and 2) by 60%
- Reducing value chain emissions (scope 3) by 30%

Our 2030 emissions goals are validated by the Science-Based Targets initiative (SBTi). They align with the Paris Climate Agreement, confirming our plans to help limit global warming to 1.5°C.

In our Climate Action Plan, we focus on five levers to deliver our emission reduction commitments.



"We have always seen the interconnection between the Planet and People and their Prosperity. We believe that positive climate action can create jobs and demand for new skills. This is good for society and for the economy."

- Ruth Harper, Chief Sustainability Officer

2022-23 Planet Highlights



SCIENCE
BASED
TARGETS

First in our industry to have our 2030 emission reduction goals **validated by the Science Based Targets Initiative (SBTi)**.

Reduced direct emissions by 32%, compared to 2019 baseline (Scope 1 and 2), bringing us closer to our **2045 Net Zero** ambition.



Consistently scoring **higher than our competitors** in CDP's climate questionnaire. In 2022, we received an A-, which is in the top 16% of companies in our industry.

Procured renewable electricity in key markets including Australia, France, Japan, Spain, and the UK. We aim to procure 100% renewable energy in our key markets by 2030.



Converting **fleet vehicles to electric** in six countries, Belgium, France, Germany, Italy, the Netherlands, and the UK, adding more than **300 EVs** in the past year.



People & Prosperity

Social Impact in a Changing World of Work



For us, People & Prosperity is about how we strive to become **Creators of Talent at Scale**, championing Diversity, Equity, Inclusion and Belonging (DEIB), and improving employability and prosperity for all. We aim to provide skills development, flexibility, work/life balance, wellbeing and fair wages for all workers to thrive.

That's why we believe in **net positive employment**, where people are better off while they are working with us — or even if they leave us — than they were when they first came to us. By increasing people's employability, we provide them with greater control of their prosperity and earnings potential and create **Meaningful Work for All**.

"Recent disruptions have forced us all to consider what we really value, and we have a once-in-a-generation opportunity to rethink the way people work and live."

- Michelle Nettles, Chief People & Culture Officer



2022-23 People & Prosperity Highlights

Expanded **Manpower MyPath®** and **Experis Academy** programs, building employability for growth jobs across industries. To date, **240,000+ lives** have been transformed through our MyPath program.



Helping displaced people secure a path forward to a better future, as part of our commitment to place over **45,000 refugees** in jobs in Europe and support another **3,000** in the US over the next three years.

Progressing our goals to reach **50% women in leadership across our global organization by 2025**. Exceeding our goals are Australia, Germany and Norway, all at 100%, and Mexico, already at 50%.



Launched programs to advance **disability inclusion and LGBTQ+ employment** in Italy, Singapore, Spain, and the UK, continuing our commitment to champion DEIB in the workplace.



Recognized as a global leader in DEIB — as a **best place to work for LGBTQ+ and disability** inclusion for 8 consecutive years.



Partnered with InnoEnergy to define green jobs of the future and commit to training up to **800,000 workers for green jobs** in the battery value chain across EU by the end of 2025.



Principles of Governance

Committed to leading our industry with the highest ethical standards



Trust, transparency and accountability are foundational to delivering on our purpose and our promise to create value for all stakeholders. We are committed to running a responsible and transparent business, setting high ethical standards for our industry and supply chain, and embracing corporate governance best practices. This extends to how we govern ourselves with the use of new technology like AI to improve efficiency and delivery.

Our extensive global reach gives us the opportunity to promote and advocate for the highest ethical standards for business conduct and responsible employment across regions and industries around the world.



"At the heart of our AI guidelines lies a crucial message — balance. We know AI is a powerful tool, but it can never replace essential human qualities of creativity, intuition and empathy. The best outcome lies at the intersection between tech and human capabilities."

Richard Buchband, General Counsel & Secretary

2022-23 Principles of Governance Highlights

Recognized as one of the **world's most ethical companies for the 14th time** by Ethisphere – the only company in our industry to be awarded this accolade for more than a decade.



Developed comprehensive **guidelines for ethical & responsible** use of artificial intelligence (AI).



Honored by the Human Rights Campaign as one of the best places to work for **LGBTQ+ equality**.



Extended Ecovadis ratings to 24+ countries and at the global level. Added **platinum, gold and silver medals** for 8 countries and at global level in 2022.

Key Compensation Practices

The people, culture and compensation committee continually reviews the Company's executive compensation program to maintain compensation practices that are in the best interests of our shareholders. Some of our key policies are summarized below:

 WHAT WE DO	 WHAT WE DON'T DO
<ul style="list-style-type: none">• Tie executive pay to performance.• Set challenging performance objectives that align with company performance.• Balance short-term and long-term incentives.• Include caps on the potential payouts under the PSU grants and our annual incentive program.• Beginning in 2024, we have introduced relative Total Shareholder Return as a performance metric under the PSU grants for our NEOs.• Use double triggers in our severance agreements and our equity awards.• Maintain significant stock ownership guidelines for our NEOs.• Maintain a clawback policy compliant with SEC and NYSE rules to ensure accountability in the presentation of our financial statements.• Retain an independent compensation consultant.• Establish appropriate compensation peer groups which the Committee re-evaluates annually.• Reach out to leading shareholders and their advisory firms to discuss our executive compensation.	<ul style="list-style-type: none">• No tax gross up payments for any amounts considered excess parachute payments.• No dividends or dividend equivalents prior to vesting.• No repricing of outstanding stock options. The Company has not granted stock options since 2021.• No hedging or pledging of ManpowerGroup stock.• No excessive perquisites to our NEOs or tax gross up payments.

Director Nominee Biographies



Age: 63

Director Since: 2020

Committees:

- Audit

Jean-Philippe Courtois

Public Company Boards

- Former Director of AstraZeneca (2008 to 2016)

Additional Leadership and Experience

- Chairman of the Board of Directors for SKEMA Business School
- President and Cofounder, Live for Good, a French association which aims to help underprivileged young social entrepreneurs realize their potential
- Director of CEDEP, a global executive education forum to develop leaders and create sustainable organizations
- President of the Mission Committee of Open Classroom, a French-based online education platform for vocational training

Career Highlights

- Executive Vice President and President, National Transformation Partnerships, at Microsoft, a global technology provider, since July 2021
- Executive Vice President, President Global Sales, Marketing and Operations at Microsoft from 2016 to July 2021
- President, Microsoft International from 2005 to 2016
- CEO, Microsoft EMEA from 2003 to 2005

Why this Director is Valuable to ManpowerGroup

- Mr. Courtois brings significant experience managing global enterprise sales developed over many years as the senior global sales executive at Microsoft, one of the world's largest software companies
- We also benefit from Mr. Courtois' extensive experience in the technology industry developed over his more than three decade career with Microsoft
- Mr. Courtois, who is based in Paris, has in-depth international experience, particularly within the European markets where most of our business resides
- He also brings an important perspective from his prior service as a director of AstraZeneca

Skills:

Previous Board	International Business	Corporate Governance	Active/ Former CEO/ Chairperson or other C-Suite Officer	Sales	Government Relations	Human Resources	Marketing and Branding	Technology	Accounting or Financial Oversight	Operations
----------------	------------------------	----------------------	--	-------	----------------------	-----------------	------------------------	------------	-----------------------------------	------------

Table of Contents

1 BOARD OF DIRECTORS	2 GOVERNANCE & SUSTAINABILITY	3 EXECUTIVE COMPENSATION	4 AUDIT COMMITTEE	5 INFORMATION ABOUT STOCK OWNERSHIP	6 PROPOSALS TO BE VOTED ON	7 MEETING INFORMATION
-----------------------------	--------------------------------------	---------------------------------	--------------------------	--	-----------------------------------	------------------------------

DIRECTOR NOMINEE BIOGRAPHIES



Age: 68

Director Since: 2016

Committees:

- Audit

John F. Ferraro

Public Company Boards

- Director of Advance Auto Parts (since 2015)
- Director of International Flavor and Fragrances (since 2015)

Additional Leadership and Experience

- Trustee Emeritus of Marquette University
- Former Chair of the Board of Trustees of Boston College High School
- Founder of the Audit Committee Leadership Network

Career Highlights

- Global Chief Operating Officer of Ernst & Young ("EY"), a global professional services organization, from 2007 to 2015
- Held several senior leadership positions at EY, including Global Vice Chair Audit
- Served as a member of EY's Global Executive Board for more than 10 years
- Executive Vice President, Strategy and Sales of Aquilon Energy Services, a software and services company for the energy industry, from February 2019 to July 2019

Why this Director is Valuable to ManpowerGroup

- Mr. Ferraro brings to our Board his significant depth in both finance and global operations management through his experience with large and global corporations while working at EY
- He has an extensive background as a manager and executive in the professional services industry
- We benefit from Mr. Ferraro's significant experience in accounting, financial oversight, compliance and risk management, which enables him to assist the Board in identifying trends and developments that affect public companies
- He also brings valuable perspectives and insights from his service on the board of directors of two other public companies

Skills:


 Previous Board	 International Business	 Corporate Governance	 Active/ Former CEO/ Chairperson or other C-Suite Officer	 Sales	 Government Relations	 Human Resources	 Marketing and Branding	 Technology	 Accounting or Financial Oversight	 Operations
---	---	---	---	--	---	---	---	---	--	---

Table of Contents

1 BOARD OF DIRECTORS

2 GOVERNANCE & SUSTAINABILITY

3 EXECUTIVE COMPENSATION

4 AUDIT COMMITTEE

5 INFORMATION ABOUT STOCK OWNERSHIP

6 PROPOSALS TO BE VOTED ON

7 MEETING INFORMATION

DIRECTOR NOMINEE BIOGRAPHIES



Age: 66

Director Since: 2020

Committees:

- People, Culture and Compensation

William P. Gipson

Public Company Boards

- Director of Rockwell Automation (since November 2020)

Additional Leadership and Experience

- Director of CityLink (Cincinnati), a non-profit organization providing services to help individuals in poverty
- Director of STEM Pathway to MBA (University of Alabama)
- Former Director of the Executive Leadership Council
- Former Director of United Negro College Fund
- Former Director National Action Council for Minorities in Engineering
- Veteran of the US Air Force

Career Highlights

- President, Enterprise Packaging Transformation of Procter & Gamble ("P&G"), a leading global provider of branded consumer packaged goods, from 2017 to June 2019
- Senior Vice President, Research & Development for Asia at P&G from 2015 to 2017
- Senior Vice President, Research & Development for the Global Hair Care/Color & Overall Beauty Sector at P&G from 2011 to 2015
- Senior Vice President, Corporate Chief Diversity Officer for P&G from 2011- June 2019, simultaneously served

Why this Director is Valuable to ManpowerGroup

- Mr. Gipson brings to our Board significant managerial and operational experience as well as a valuable perspective on consumer behavior, from his more than thirty years at P&G, including as President, Enterprise Packaging and Transformation
- We benefit from Mr. Gipson's broad expertise in driving business growth and product innovation at P&G, a global company, including through multiple international postings
- He also brings a unique perspective to the Board from his experience in leading the global diversity and inclusion program for P&G for eight years

Skills:



Table of Contents

1 BOARD OF DIRECTORS	2 GOVERNANCE & SUSTAINABILITY	3 EXECUTIVE COMPENSATION	4 AUDIT COMMITTEE	5 INFORMATION ABOUT STOCK OWNERSHIP	6 PROPOSALS TO BE VOTED ON	7 MEETING INFORMATION
-----------------------------	--------------------------------------	---------------------------------	--------------------------	--	-----------------------------------	------------------------------

DIRECTOR NOMINEE BIOGRAPHIES



Age: 71

Director Since: 2011

Committees:

- Audit; Governance and Sustainability (*Chair*)

Patricia Hemingway Hall

Public Company Boards

- Director of Cardinal Health (since 2013)
- Former Director of Halliburton (2019-2022)
- Former Director of Celgene Corporation (2018-2019)

Additional Leadership and Experience

- Director of Michigan State University Research Foundation
- Board of Trustees of McLaren Northern Michigan Hospital

Career Highlights

- President and Chief Executive Officer of Health Care Service Corporation ("HCSC"), a mutual health insurer, from 2008 to 2015
- President and Chief Operating Officer of HCSC from 2007 to 2008
- Executive Vice President of Internal Operations of HCSC from 2006 to 2007

Why this Director is Valuable to ManpowerGroup

- Ms. Hemingway Hall brings to the Board more than two decades of senior executive and boardroom experience, including as Chief Executive Officer of HCSC
- During her tenure with HCSC, Ms. Hemingway Hall gained relevant experience in the areas of operations, information technology, sales, marketing and government relations as well as deep knowledge of healthcare, insurance and allied fields
- She also brings valuable perspectives and insights on corporate governance from her service on the board of directors of Cardinal Health and her former service on the boards of Halliburton and Celgene

Skills:

 Previous Board	 International Business	 Corporate Governance	 Active/ Former CEO/ Chairperson or other C-Suite Officer	 Sales	 Government Relations	 Human Resources	 Marketing and Branding	 Technology	 Accounting or Financial Oversight	 Operations
---	---	---	---	--	---	---	---	---	--	---

Table of Contents

1 BOARD OF DIRECTORS

2 GOVERNANCE & SUSTAINABILITY

3 EXECUTIVE COMPENSATION

4 AUDIT COMMITTEE

5 INFORMATION ABOUT STOCK OWNERSHIP

6 PROPOSALS TO BE VOTED ON

7 MEETING INFORMATION

DIRECTOR NOMINEE BIOGRAPHIES



Age: 61

Director Since: 2016

Committees:

- People, Culture and Compensation
- Governance and Sustainability

Julie M. Howard

Lead Director

Public Company Boards

- Director of Sleep Number Corporation (since May 2020)
- Former Director of InnerWorkings (2012-2019)
- Former Director of Navigant Consulting (2014-2019)

Additional Leadership and Experience

- Director of Riveron Consulting ("Riveron"), a business advisory firm specializing in accounting, finance, technology, and operations
- Director of Treliant, which provides consulting services to the global financial services industry

Career Highlights

- Chief Executive Officer of Riveron from March 2021 to September 2023
- Chief Executive Officer of Navigant Consulting ("Navigant"), a specialized global professional services firm, from 2012 to October 2019
- Chairman of the Board of Navigant from 2014 to October 2019
- Prior thereto, Ms. Howard was a practicing consultant at Navigant, and held several leadership positions including Chief Operating Officer

Why this Director is Valuable to ManpowerGroup

- As CEO of both Riveron and Navigant, Ms. Howard developed extensive knowledge in the global professional services industry
- She also provides our Board with managerial, transactional and operational experience from her tenure at Riveron and Navigant and a long-standing career working with clients in a wide array of industries
- Ms. Howard has experience with technology and innovation, including with private enterprises and public-sector clients
- Her role as our Lead Director is enhanced by her experience as Chair of the Board of Directors at Navigant, and her service on multiple other public company boards. She also brings experience working with the private equity community, and considerable background in investor relations matters, including related to shareholder activism

Skills:



Previous Board



International Business



Corporate Governance



Active/
Former CEO/
Chairperson
or other
C-Suite Officer



Sales



Government Relations



Human Resources



Marketing and Branding



Technology



Accounting or Financial Oversight



Operations

Table of Contents

1 BOARD OF DIRECTORS

2 GOVERNANCE & SUSTAINABILITY

3 EXECUTIVE COMPENSATION

4 AUDIT COMMITTEE

5 INFORMATION ABOUT STOCK OWNERSHIP

6 PROPOSALS TO BE VOTED ON

7 MEETING INFORMATION

DIRECTOR NOMINEE BIOGRAPHIES



Age: 68

Director Since: 2007

Committees:

- Audit
- Governance and Sustainability

Ulice Payne, Jr.

Public Company Boards

- Director of WEC Energy Group (formerly Wisconsin Energy Corporation) (since 2003)
- Director of Foot Locker, Inc. (since 2016)
- Former Trustee of The Northwestern Mutual Life Insurance Company (2005-2018)

Additional Leadership and Experience

- Director of Metropolitan Milwaukee Association of Commerce
- Named one of 2017's Most Influential Black Corporate Directors by Savoy Magazine
- Former Wisconsin Commissioner of Securities (February 1985 to December 1987)

Career Highlights

- President and Managing Member of Addison-Clifton, a provider of global trade compliance advisory services, since 2004
- Chief Executive Officer of the Milwaukee Brewers Baseball Club from 2002 to 2003
- Partner with the law firm Foley & Lardner from 1998 to 2002, including Managing Partner from 2001 to 2002

Why this Director is Valuable to ManpowerGroup

- Mr. Payne brings significant managerial, operational, financial and global experience as a result of many senior positions he has held including as President of Addison-Clifton and as Managing Partner of Foley & Lardner
- We also benefit from Mr. Payne's broad experience in, and knowledge of, international business and global trade regulation and compliance
- He also brings valuable perspectives and insights from his past and present service as a director of several public company boards

Skills:



Table of Contents

1 BOARD OF DIRECTORS

2 GOVERNANCE & SUSTAINABILITY

3 EXECUTIVE COMPENSATION

4 AUDIT COMMITTEE

5 INFORMATION ABOUT STOCK OWNERSHIP

6 PROPOSALS TO BE VOTED ON

7 MEETING INFORMATION

DIRECTOR NOMINEE BIOGRAPHIES



Age: 68

Director Since: 2022

Committees:

- People, Culture, and Compensation

Muriel Pénicaud

Public Company Boards

- None

Additional Leadership and Experience

- Director of Galileo Global Education, an international provider of higher education
- Council member of the Global Summit of Women, a business and economic forum for women
- Awarded numerous European orders of merit, including Officer of the French Legion of Honour

Career Highlights

- Senior Advisor to Bain Capital, a private investment firm, since February 2023
- Ambassador, Permanent Representative of France to the OECD, from 2020 to March 2022
- Minister of Labor, Republic of France, from 2017 to July 2020
- French Ambassador for International Investment and CEO of Business France, the national agency supporting the international development of the French economy, from 2014 to 2017
- Senior Executive Vice President, Human Resources at Danone Group, a global food and beverage company, and a member of its Executive Committee from 2008 to 2014
- Senior Executive Vice President, Human Resources, Organization and Sustainable Development at Dassault Systems, a global 3D technology company, from 2002 to 2008

Why this Director is Valuable to ManpowerGroup

- Ms. Pénicaud has extensive experience in government relations and human resources as a result of the multiple cabinet level positions she has held in the French government, including as the French Minister of Labor and as Ambassador, Permanent Representative to the OECD. As a result, she brings a unique perspective on the labor economy from the public and private sector
- We also benefit from Ms. Pénicaud's significant experience in international business and human capital management, including extensive experience at the CHRO leadership level at two large French multinational companies
- She also brings an important perspective on economic and labor trends and developments in France, our largest country operation

Skills:



Table of Contents

1 BOARD OF DIRECTORS

2 GOVERNANCE & SUSTAINABILITY

3 EXECUTIVE COMPENSATION

4 AUDIT COMMITTEE

5 INFORMATION ABOUT STOCK OWNERSHIP

6 PROPOSALS TO BE VOTED ON

7 MEETING INFORMATION

DIRECTOR NOMINEE BIOGRAPHIES



Age: 59

Director Since: 2014

Committees:

- None

Jonas Prising

Public Company Boards

- Director of Kohl's Corporation (since 2015)

Additional Leadership and Experience

- Chair of Junior Achievement Worldwide
- Actively engaged with the World Economic Forum, including as a member of the International Business Council (IBC) and several other groups/alliances
- Board member and former Chairman of the Metropolitan Milwaukee Association of Commerce

Career Highlights

- Chief Executive Officer of ManpowerGroup since 2014
- Chairman of ManpowerGroup since 2015
- ManpowerGroup President from 2012 to 2014
- Executive Vice President, President of ManpowerGroup - The Americas from 2009 to 2012
- Executive Vice President, President of ManpowerGroup - United States and Canadian Operations from 2006 to 2008
- Prior thereto, held other positions with increasing responsibility at ManpowerGroup since 1999, based in Europe and the United States

Why this Director is Valuable to ManpowerGroup

- Mr. Prising brings to the Board a strong leadership track record from his tenure as a member of ManpowerGroup's senior leadership team. Given his current roles as chair and chief executive officer and his several other leadership roles he has held within the Company, Mr. Prising also brings to the Board a broad understanding of the Company's industry, business, operations and growth strategy
- He is a frequent speaker and commentator on the global stage, especially on topics of labor economics, governance and sustainability, and has enabled ManpowerGroup to develop significant visibility and recognition within the business services community
- Mr. Prising also provides a global perspective and strong knowledge of the relevant marketplaces in Europe and Asia, as well as the Americas

Skills:



Previous Board



International Business



Corporate Governance



Active/
Former CEO/
Chairperson
or other
C-Suite Officer



Sales



Government Relations



Human Resources



Marketing and Branding



Technology



Accounting or Financial Oversight



Operations

Table of Contents

1 BOARD OF DIRECTORS	2 GOVERNANCE & SUSTAINABILITY	3 EXECUTIVE COMPENSATION	4 AUDIT COMMITTEE	5 INFORMATION ABOUT STOCK OWNERSHIP	6 PROPOSALS TO BE VOTED ON	7 MEETING INFORMATION
-----------------------------	--------------------------------------	---------------------------------	--------------------------	--	-----------------------------------	------------------------------

DIRECTOR NOMINEE BIOGRAPHIES



Age: 57

Director Since: 2014

Committees:

- Audit (*Chair*)

Paul Read

Public Company Boards

- None

Additional Leadership and Experience

- Former Non-Executive Director of Ingram Micro
- Former Member of the Board of Advisors, Leavey School of Business at Santa Clara University
- Former Director of Arcient, Inc. a privately held information and technology services company

Career Highlights

- President Global Technology Business and Chief Operating Officer of Ingram Micro, a technology distributor and supply-chain services provider, from 2013 to 2016
- Chief Financial Officer of Flextronics International, an electronics manufacturing services provider, from 2008 to 2013

Why this Director is Valuable to ManpowerGroup

- Mr. Read has significant managerial, operational and global experience as a result of senior positions he has held, including his tenure as President and Chief Operating Officer of Ingram Micro
- He has extensive background in finance and accounting matters from prior roles, including as Chief Financial Officer of Flextronics International
- We also benefit from Mr. Read's knowledge and experience in the information security and technology industry, including his time as President Global Technology Business at Ingram Micro

Skills:



 Previous Board	 International Business	 Corporate Governance	 Active/ Former CEO/ Chairperson or other C-Suite Officer	 Sales	 Government Relations	 Human Resources	 Marketing and Branding	 Technology	 Accounting or Financial Oversight	 Operations
---	---	---	---	--	---	--	---	---	--	---

Table of Contents

1 BOARD OF DIRECTORS	2 GOVERNANCE & SUSTAINABILITY	3 EXECUTIVE COMPENSATION	4 AUDIT COMMITTEE	5 INFORMATION ABOUT STOCK OWNERSHIP	6 PROPOSALS TO BE VOTED ON	7 MEETING INFORMATION
-----------------------------	--------------------------------------	---------------------------------	--------------------------	--	-----------------------------------	------------------------------

DIRECTOR NOMINEE BIOGRAPHIES



Age: 69

Director Since: 2010

Committees:

- People, Culture and Compensation (*Chair*)

Elizabeth P. Sartain

Public Company Boards

- Former Director of Shutterfly Inc. (2016 to 2019)
- Former Director of Peets Tea & Coffee, Inc. (2007 to 2012)

Additional Leadership and Experience

- Director of AARP; Chairman of the Board of the AARP Foundation
- Named to 2023 Most Influential Corporate Board Directors, Women Inc. Magazine
- Named to 2020 Directorship 100 by NACD as one of the most influential corporate directors
- NACD Board Leadership Fellow and faculty member of its Director Professionalism program
- Former Director and Chair of the Society of Human Resource Management (SHRM) Foundation

Career Highlights

- Independent Human Resource Advisor and Consultant since 2008
- Executive Vice President and Chief People Officer at Yahoo! Inc. from 2001 to 2008
- An executive with Southwest Airlines serving in various positions from 1988 to 2001, including Vice President of People

Why this Director is Valuable to ManpowerGroup

- Ms. Sartain has significant experience in executive compensation, organizational design and human capital management
- She also brings significant human resources experience as a result of senior management positions she held at several prominent companies, including as Vice President and Chief People Officer at Yahoo!
- Ms. Sartain has led significant business transformation initiatives as well as global human resources efforts, focusing on attracting, retaining and developing employees
- She also has recognized experience in workforce trends, compensation committee and governance issues and is a recognized speaker on these issues
- Ms. Sartain also brings an important perspective gained from her service as a director on other public company boards

Skills:

 Previous Board	 International Business	 Corporate Governance	 Active/ Former CEO/ Chairperson or other C-Suite Officer	 Sales	 Government Relations	 Human Resources	 Marketing and Branding	 Technology	 Accounting or Financial Oversight	 Operations
---	---	---	---	--	---	---	---	---	--	---

Table of Contents

1 BOARD OF DIRECTORS

2 GOVERNANCE & SUSTAINABILITY

3 EXECUTIVE COMPENSATION

4 AUDIT COMMITTEE

5 INFORMATION ABOUT STOCK OWNERSHIP

6 PROPOSALS TO BE VOTED ON

7 MEETING INFORMATION

DIRECTOR NOMINEE BIOGRAPHIES



Age: 64

Director Since: 2017

Committees:

- Governance and Sustainability

Michael J. Van Handel

Public Company Boards

- Director of ICF International (since 2017)

Additional Leadership and Experience

- Director of BMO Financial Corporation, a subsidiary of BMO Financial Group (since 2006)
- Recognized nine times by Institutional Investor magazine as America's Best CFO for Business and Professional Services

Career Highlights

- Senior Executive Vice President of ManpowerGroup from 2016 to 2017
- Chief Financial Officer of ManpowerGroup from 1998 to 2016
- Several other senior finance and accounting positions within ManpowerGroup since 1989

Why this Director is Valuable to ManpowerGroup

- Mr. Van Handel brings to the Board deep knowledge of ManpowerGroup and the industry developed over his more than twenty years of experience at the Company, including nearly two decades as CFO
- As CFO, Mr. Van Handel was also a member of ManpowerGroup's leadership team and was significantly engaged in developing the Company's business strategy
- He has significant managerial, operational, transactional and financial markets experience relevant to our business. Mr. Van Handel was responsible for driving operational performance across all geographies and business lines and given his extensive knowledge of the industry and competitive landscape, was heavily involved in M&A activity for the Company

Skills:

 Previous Board	 International Business	 Corporate Governance	 Active/ Former CEO/ Chairperson or other C-Suite Officer	 Sales	 Government Relations	 Human Resources	 Marketing and Branding	 Technology	 Accounting or Financial Oversight	 Operations
---	---	---	---	--	---	---	---	---	--	---

[Table of Contents](#)

1 BOARD OF DIRECTORS	2 GOVERNANCE & SUSTAINABILITY	3 EXECUTIVE COMPENSATION	4 AUDIT COMMITTEE	5 INFORMATION ABOUT STOCK OWNERSHIP	6 PROPOSALS TO BE VOTED ON	7 MEETING INFORMATION
-----------------------------	--------------------------------------	---------------------------------	--------------------------	--	-----------------------------------	------------------------------

DIRECTOR NOMINEE BIOGRAPHIES

Each director attended at least 75% of the board meetings and meetings of committees on which he or she served in 2023. The board of directors held five meetings during 2023. The board of directors did not take any action by written consent during 2023.

The board of directors has established a general retirement age of 75. Under the Company's corporate governance guidelines, an individual cannot be nominated for election to the board of directors after his or her 75th birthday. Any director who turns 75 during his or her normal term will continue in office until the expiration of that term.

William Downe has informed us that he does not wish to stand for re-election at the annual meeting. We express our thanks to Bill for his valuable service to ManpowerGroup and its shareholders, and for his many contributions to the Board over the past 13 years, including as our lead director. Following his retirement, the board of directors will have eleven members.

Under ManpowerGroup's bylaws, nominations, other than those made by the board of directors or the governance and sustainability committee, must be made pursuant to timely notice in proper written form to the Secretary of ManpowerGroup. To be timely, a shareholder's request to nominate a person for election to the board of directors at an annual meeting of shareholders, together with the written consent of such person to serve as a director, must be received by the Secretary of ManpowerGroup at the principal office of the Company not earlier than the close of business on the 150th day, nor later than the close of business on the 90th day, prior to the date of the annual meeting fixed pursuant to the bylaws. To be in proper written form, the notice must contain certain information concerning the nominee and the shareholder submitting the nomination, including the disclosure of any hedging, derivative or other complex transactions involving the Company's common stock to which a shareholder proposing a director nomination is a party.

In addition to satisfying the foregoing requirements under our bylaws, to comply with the universal proxy rules, shareholders who intend to solicit proxies in support of director nominees other than the Company's nominees must generally provide notice no later than 60 days prior to the anniversary of the previous year's annual meeting date in accordance with Rule 14a-19 under the Securities Exchange Act of 1934.

Table of Contents

1 BOARD OF DIRECTORS	2 GOVERNANCE & SUSTAINABILITY	3 EXECUTIVE COMPENSATION	4 AUDIT COMMITTEE	5 INFORMATION ABOUT STOCK OWNERSHIP	6 PROPOSALS TO BE VOTED ON	7 MEETING INFORMATION
-----------------------------	--------------------------------------	---------------------------------	--------------------------	--	-----------------------------------	------------------------------

Composition and Qualifications of Board Members

Our Board is committed to regular renewal and refreshment and has continuously enhanced the director recruitment and selection process, resulting in a well-qualified and diverse group of director nominees. As part of that process, the governance and sustainability committee, which oversees succession planning for the Board and key leadership roles on the Board and its committees, regularly reviews the composition of our Board and assesses the skills and characteristics of our directors with a view towards enhancing the composition of our board to support the Company's strategy.

In connection with its consideration of possible candidates for board membership, the governance and sustainability committee has identified areas of experience that members of the board should as a goal collectively possess. These areas are described below.



PREVIOUS BOARD

Experience serving as a director of another public company



HUMAN RESOURCES

Experience building knowledge, skills and abilities of employees



INTERNATIONAL BUSINESS

Experience in diverse geographic, political and regulatory environments



MARKETING AND BRANDING

Experience in a senior management position managing marketing/branding



CORPORATE GOVERNANCE

Supports our goals of strong Board and management accountability



TECHNOLOGY

Experience with technology, cybersecurity, information systems/data management or privacy



ACTIVE/FORMER CEO/CHAIRPERSON OR OTHER C-SUITE OFFICER

Served in a senior leadership role at a large organization



ACCOUNTING OR FINANCIAL OVERSIGHT

Experience to provide valuable insight in overseeing finances



SALES

Experience developing strategies to grow sales and market share



OPERATIONS

Experience with our business, strategy and marketplace dynamics



GOVERNMENT RELATIONS

Understanding of government regulations affecting our business

Table of Contents

1 BOARD OF DIRECTORS	2 GOVERNANCE & SUSTAINABILITY	3 EXECUTIVE COMPENSATION	4 AUDIT COMMITTEE	5 INFORMATION ABOUT STOCK OWNERSHIP	6 PROPOSALS TO BE VOTED ON	7 MEETING INFORMATION
-----------------------------	--------------------------------------	---------------------------------	--------------------------	--	-----------------------------------	------------------------------

COMPOSITION AND QUALIFICATIONS OF BOARD MEMBERS

The below graphic lists the skills and attributes each nominee has identified as being part of his or her own experience.

SKILLS, ATTRIBUTES & EXPERIENCE	Independent	Previous Board	International Business	Corporate Governance	Active or Former CEO/Chairperson or other C-Suite Officer	Sales	Government Relations	Human Resources	Marketing and Branding	Technology	Accounting or Financial Oversight	Operations
Jean-Philippe Courtois	✓	✓	✓	✓	✓	✓	✓	✓	✓	✓	✓	✓
John F. Ferraro	✓	✓	✓	✓	✓	✓	✓	✓	✓	✓	✓	✓
William P. Gipson	✓	✓	✓	✓	✓	✓	✓	✓	✓	✓	✓	✓
Patricia Hemingway Hall	✓	✓		✓	✓	✓	✓	✓	✓	✓	✓	✓
Julie M. Howard	✓	✓	✓	✓	✓	✓	✓	✓			✓	✓
Ulice Payne, Jr.	✓	✓	✓	✓	✓	✓	✓	✓		✓	✓	✓
Muriel Pénicaud	✓	✓	✓	✓	✓		✓	✓				✓
Jonas Prising		✓	✓	✓	✓	✓	✓	✓	✓	✓	✓	✓
Paul Read	✓	✓	✓	✓	✓	✓	✓	✓	✓	✓	✓	✓
Elizabeth P. Sartain	✓	✓	✓	✓	✓			✓				
Michael J. Van Handel	✓	✓	✓	✓	✓	✓	✓	✓		✓	✓	✓

The governance and sustainability committee has adopted, and the board of directors has approved, guidelines for selecting board candidates that the committee considers when evaluating candidates for nomination as directors including candidates recommended by shareholders. The guidelines call for the following with respect to the composition of the board:

- a variety of experience and backgrounds;
- possess professional and personal experience and expertise relevant to the Company's business;
- individuals who will represent the best interests of the shareholders as a whole rather than special interest constituencies;
- the independence of at least a majority of the directors; and
- individuals who represent a diversity of gender, tenure, race, ethnicity and age.

Table of Contents

1 BOARD OF DIRECTORS	2 GOVERNANCE & SUSTAINABILITY	3 EXECUTIVE COMPENSATION	4 AUDIT COMMITTEE	5 INFORMATION ABOUT STOCK OWNERSHIP	6 PROPOSALS TO BE VOTED ON	7 MEETING INFORMATION
-----------------------------	--------------------------------------	---------------------------------	--------------------------	--	-----------------------------------	------------------------------

BOARD DIVERSITY AND TENURE

Board Diversity and Tenure

Commitment to Board Diversity

The governance and sustainability committee and the board of directors believe that the qualifications, skills, experience and attributes set forth in this proxy statement for all individuals nominated for election satisfy the guidelines for selecting board candidates set out above and support the conclusion that these individuals are qualified to serve as directors of the Company and collectively possess a variety of skills, professional experience, and diversity of backgrounds allowing them to effectively oversee the Company's business.

The composition of the nominees also reflects diversity of gender, tenure, race, ethnicity and age. The governance and sustainability committee and the board of directors believe that director diversity is consistent with the goal of creating a board that best serves the needs of the Company and the interests of its shareholders. While the board of directors does not have a formal policy with respect to diversity in the initial pool of director candidates, as part of the search process for a new director, the governance and sustainability committee actively seeks out women and minorities to include in the pool from which Board nominees are chosen and instructs any search firm engaged for the search to do so.

Director Tenure and Board Refreshment

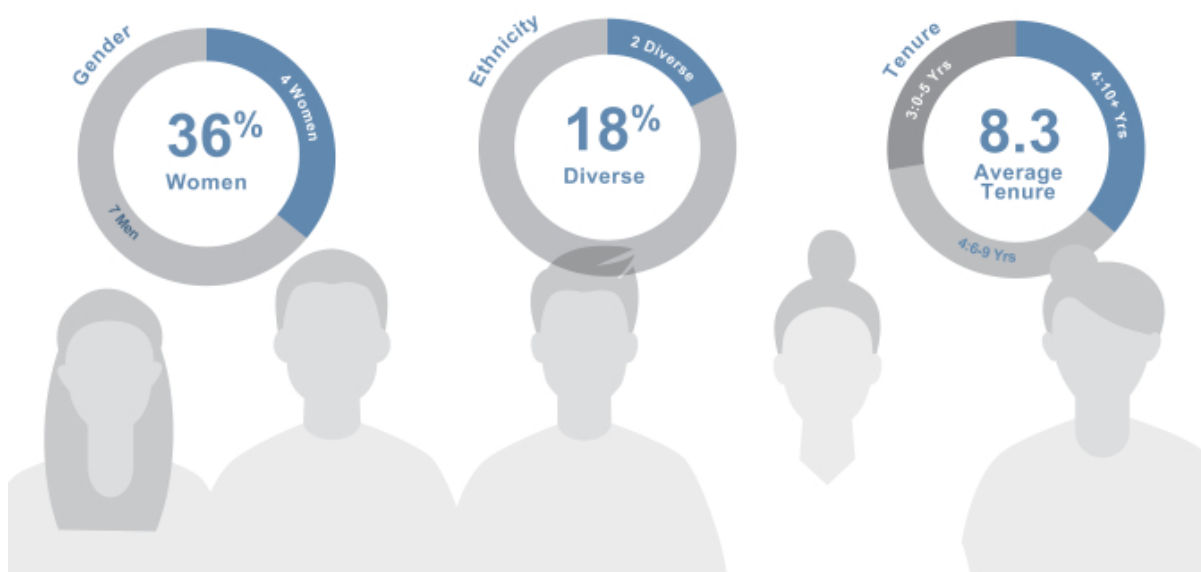
In addition, we believe that diversity with respect to tenure is important in order to balance deep experience and knowledge of our Company with fresh perspectives. Our directors with longer service are highly valued for their experience and Company-specific knowledge. They have an extensive understanding of our business, provide historical context as the board reviews and evaluates the Company's strategy and enhance board dynamics. At the same time, we recognize that, with the evolution of the marketplace and changes in our business, our board benefits from the identification of new directors who can bring important skills and fresh perspectives to the board. Since 2020, we have added three new directors to the board. As a result, we have four director nominees with ten years of service or more; four with six to nine years of service; and three with five or fewer years of service. We believe this is consistent with the board's goal to maintain an appropriate balance of tenures.

	Courtois	Ferraro	Gipson	Hemingway Hall	Howard	Payne	Pénicaud	Prising	Read	Sartain	Van Handel
TENURE AND INDEPENDENCE											
Years	3	8	3	13	7	16	1	10	9	14	6
Independent	✓	✓	✓	✓	✓	✓	✓		✓	✓	✓
DEMOGRAPHICS											
Gender Identity	M	M	M	F	F	M	F	M	M	F	M
Asian											
Black/African American			✓			✓					
Hispanic/Latinx											
White	✓	✓		✓	✓		✓	✓	✓	✓	✓
Born Outside U.S.	✓						✓	✓	✓		

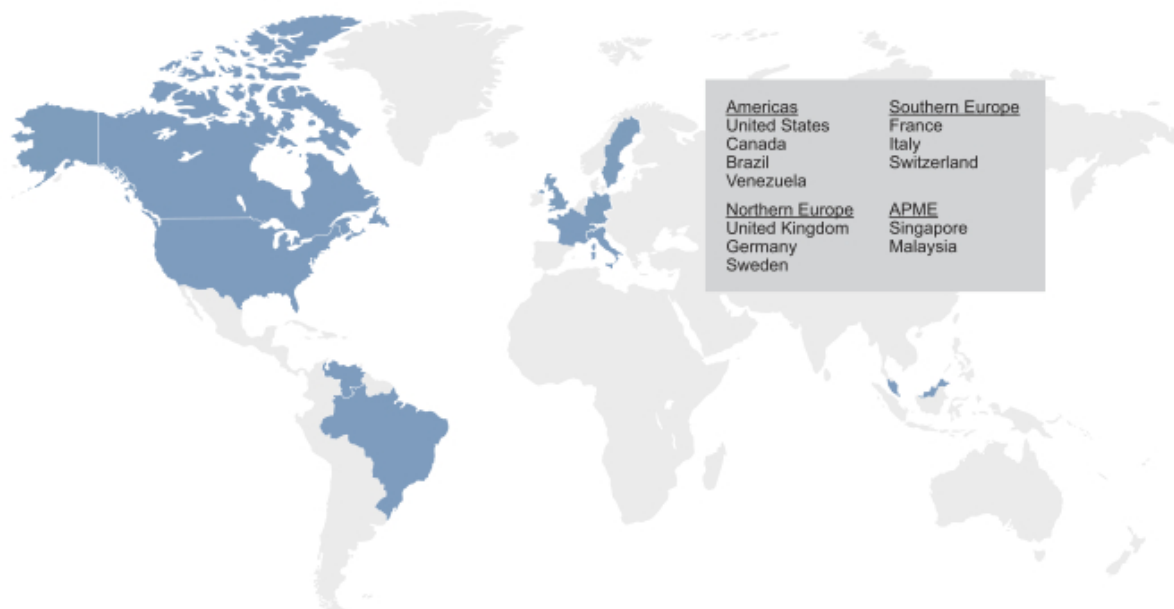
Table of Contents

1 BOARD OF DIRECTORS	2 GOVERNANCE & SUSTAINABILITY	3 EXECUTIVE COMPENSATION	4 AUDIT COMMITTEE	5 INFORMATION ABOUT STOCK OWNERSHIP	6 PROPOSALS TO BE VOTED ON	7 MEETING INFORMATION
-----------------------------	--------------------------------------	---------------------------------	--------------------------	--	-----------------------------------	------------------------------

BOARD DIVERSITY AND TENURE⁽¹⁾



Our board composition also reflects our global footprint – our directors have lived or worked in the following countries.



(1) Demographics within this section are made with respect to the 11 Board nominees.

[Table of Contents](#)

1 BOARD OF DIRECTORS	2 GOVERNANCE & SUSTAINABILITY	3 EXECUTIVE COMPENSATION	4 AUDIT COMMITTEE	5 INFORMATION ABOUT STOCK OWNERSHIP	6 PROPOSALS TO BE VOTED ON	7 MEETING INFORMATION
-----------------------------	--------------------------------------	---------------------------------	--------------------------	--	-----------------------------------	------------------------------

Director Compensation for 2023

The governance and sustainability committee reviews and makes recommendations to the full board with respect to the compensation of our non-employee directors annually. The full board of directors reviews these recommendations and makes a final determination on the compensation of our directors. From time to time, the governance and sustainability committee will engage with an outside compensation consultant to benchmark the Company's non-employee director compensation against that of relevant peer companies and the general market. The governance and sustainability committee engaged Mercer in 2021 to review our non-employee director compensation program.

For 2023, the board of directors approved the compensation arrangement for non-employee directors described below.

2023 NON-EMPLOYEE DIRECTOR COMPENSATION STRUCTURE

Annual Base Retainer (TOTAL)	\$290,000
Cash	\$115,000
Equity	\$175,000
Annual Governance and Sustainability Committee Chair Retainer	\$ 20,000
Annual People, Culture and Compensation Committee Chair Retainer	\$ 20,000
Annual Audit Committee Chair Retainer	\$ 27,500
Annual Retainer for lead director	\$ 35,000
Annual Retainer for lead director in the case where he or she also serves as a committee chair	\$ 40,000

Annual Cash Retainer

Each year, directors receive an annual cash retainer but can elect to receive deferred stock in lieu of 50%, 75% or 100% of their annual cash retainer. This deferred stock will be granted at the end of the year for which the election was made. The number of shares granted will equal the annual cash retainer divided by the average of the closing prices of ManpowerGroup common stock on the last trading day of each full or partial calendar quarter covered by the election period. For 2023, Mr. Downe, Mr. Gipson and Ms. Howard elected to accept deferred stock in lieu of 100% of their annual cash retainer.

Annual Equity Grant

Each year directors also receive an annual grant of deferred stock. The annual grant is effective on January 1 of each year and the number of shares granted will equal the annual equity retainer divided by the closing sale price of a share of ManpowerGroup's common stock on the last business day of the preceding year. Alternatively, the directors can elect to receive restricted stock instead of deferred stock if they make the election on or before December 31 of the preceding year. For 2023, the total shares of deferred stock or restricted stock granted to each director was 2,103 shares. The shares vest in equal quarterly installments on the last day of each calendar quarter during the year.

A new director will receive a grant of deferred stock effective the date the director is appointed to the board and will be prorated for the year. They can elect to receive restricted stock instead if they make the election within 10 days of appointment to the board of directors.

Distribution of Deferred Stock

Deferred stock will be distributed in ManpowerGroup shares on the earlier of three years from the date of grant or within 30 days of the director leaving the board. However, the director can extend the deferral period for these grants by at least five years, and thereafter extend further by at least five more years, as long as the election to extend is made at least twelve months before the end of the current deferral period. If a director extends the deferral period but leaves the board prior to the extended date, the deferred stock will be distributed within 30 days of the director leaving the board.

Table of Contents

1 BOARD OF DIRECTORS	2 GOVERNANCE & SUSTAINABILITY	3 EXECUTIVE COMPENSATION	4 AUDIT COMMITTEE	5 INFORMATION ABOUT STOCK OWNERSHIP	6 PROPOSALS TO BE VOTED ON	7 MEETING INFORMATION
-----------------------------	--------------------------------------	---------------------------------	--------------------------	--	-----------------------------------	------------------------------

DIRECTOR COMPENSATION FOR 2023

Amendment to Compensation Program for 2024

The governance and sustainability committee again engaged Mercer in 2023 to review our non-employee director compensation program. Based on that review, the board of directors has approved an amendment to the compensation program for non-employee directors effective as of January 1, 2024. The annual equity grant has been increased from \$175,000 per year to \$180,000 per year. The annual cash retainer has been increased from \$115,000 per year to \$120,000 per year. The annual retainer for the chair of the audit committee has been increased from \$27,500 per year to \$30,000 per year. The annual retainer for the chair of each of the governance and sustainability committee and the people, culture and compensation committee has been increased from \$20,000 per year to \$25,000 per year. The annual retainer for the lead director who also serves as a committee chair has been adjusted from \$40,000 per year to a value of \$35,000 per year plus the committee chair annual retainer for which the individual serves as chair. There was no change to the fee structure of the annual retainer for the lead director who does not serve as a committee chair.

Director Compensation for 2023

NAME	FEES EARNED OR PAID IN CASH (\$)	STOCK AWARDS \$(1)	TOTAL (\$)
Jean-Philippe Courtois	115,000	193,018	308,018
William Downe	—	396,514	396,514
John F. Ferraro	115,000	233,617	348,617
William P. Gipson	—	315,492	315,492
Patricia Hemingway Hall	135,000	194,591	329,591
Julie M. Howard	—	362,392	362,392
Ulice Payne, Jr.	115,000	196,952	311,952
Muriel Pénicaud	115,000	181,530	296,530
Paul Read	142,500	185,307	327,807
Elizabeth P. Sartain	135,000	175,000	310,000
Michael J. Van Handel	115,000	192,703	307,703

(1) Reflects deferred stock and restricted stock granted under our 2011 Equity Incentive Plan and the Terms and Conditions Regarding the Grant of Awards to Non-Employee Directors under the 2011 Equity Incentive Plan. These amounts reflect the grant date fair value of the awards as computed in accordance with FASB ASC Topic 718. The amount reflected in the table was made up of:

For Mr. Courtois, \$175,000 attributable to the annual grant of deferred stock (2,103 shares) and \$18,018 attributable to deferred stock issued in lieu of dividends (229 shares) in 2023.

For Mr. Downe, \$175,000 attributable to the annual grant of restricted stock (2,103 shares), \$127,019 attributable to deferred stock granted in lieu of 100% of his annual retainers, (1,614 shares) and \$94,495 attributable to deferred stock issued in lieu of dividends (1,201 shares) in 2023.

For Mr. Ferraro, \$175,000 attributable to the annual grant of deferred stock (2,103 shares) and \$58,617 attributable to deferred stock issued in lieu of dividends (745 shares) in 2023.

For Mr. Gipson, \$175,000 attributable to the annual grant of deferred stock (2,103 shares), \$115,000 attributable to deferred stock granted in lieu of 100% of his annual retainer (1,461 shares) and \$25,492 attributable to deferred stock issued in lieu of dividends (324 shares) in 2023.

For Ms. Hemingway Hall, \$175,000 attributable to the annual grant of restricted stock (2,103 shares) and \$19,591 attributable to deferred stock issued in lieu of dividends (249 shares) in 2023.

For Ms. Howard, \$175,000 attributable to the annual grant of deferred stock (2,103 shares), \$137,981 attributable to deferred stock granted in lieu of 100% of her annual retainers (1,753 shares) and \$49,411 attributable to deferred stock issued in lieu of dividends (628 shares) in 2023.

For Mr. Payne, \$175,000 attributable to the annual grant of deferred stock (2,103 shares) and \$21,952 attributable to deferred stock issued in lieu of dividends (279 shares) in 2023.

For Ms. Pénicaud, \$175,000 attributable to the annual grant of deferred stock (2,103 shares) and \$6,530 attributable to deferred stock issued in lieu of dividends (83 shares) in 2023.

For Mr. Read, \$175,000 attributable to the annual grant of restricted stock (2,103 shares) and \$10,307 attributable to deferred stock issued in lieu of dividends (131 shares) in 2023.

For Ms. Sartain, \$175,000 attributable to the annual grant of restricted stock (2,103 shares) in 2023.

For Mr. Van Handel, \$175,000 attributable to the annual grant of deferred stock (2,103 shares) and \$17,703 attributable to deferred stock issued in lieu of dividends (225 shares) in 2023.

The aggregate number of shares of deferred stock held by each of the non-employee directors can be found in Footnote 1 of the Beneficial Ownership of Directors and Executive Officers table on page 79. All such shares of deferred stock were fully vested as of December 31, 2023. All shares of restricted stock granted to the non-employee directors in 2023 were fully vested as of December 31, 2023.

Table of Contents

1 BOARD OF DIRECTORS	2 GOVERNANCE & SUSTAINABILITY	3 EXECUTIVE COMPENSATION	4 AUDIT COMMITTEE	5 INFORMATION ABOUT STOCK OWNERSHIP	6 PROPOSALS TO BE VOTED ON	7 MEETING INFORMATION
-----------------------------	--------------------------------------	---------------------------------	--------------------------	--	-----------------------------------	------------------------------

Non-Employee Director Stock Ownership Guidelines

The governance and sustainability committee believes that non-employee directors should hold a meaningful stake in ManpowerGroup to align their economic interests with those of the shareholders. To that end, the board of directors has adopted stock ownership guidelines for non-employee directors and reviews them on an annual basis. For all directors appointed prior to November 12, 2021, the total share ownership guideline is equal in value to \$450,000. In 2021, the board of directors reviewed the stock ownership guidelines and determined to adjust the guidelines to further align with best practice. Under the new stock ownership guidelines, for any non-employee director appointed after November 12, 2021, the share ownership guideline is five times the annual cash retainer in effect when the director joins the board of directors. The committee considers vested deferred stock and common stock in determining targeted ownership levels. The following table details each non-employee director's stock ownership relative to the stock ownership guidelines:

DIRECTOR	TARGET NUMBER OF SHARES (#)(1)	NUMBER OF SHARES HELD(2)(2)	VALUE OF SHARES (\$)(3)	TARGET DATE TO SATISFY GUIDELINES(4)
Jean-Philippe Courtois	4,990	6,347	459,205	✓
William Downe	6,601	63,087	4,564,344	✓
John F. Ferraro	5,894	22,984	1,662,892	✓
William P. Gipson	4,990	10,472	757,649	✓
Patricia Hemingway Hall	6,601	21,320	1,542,502	✓
Julie M. Howard	5,064	23,253	1,682,355	✓
Ulice Payne, Jr.	6,601	16,368	1,184,225	✓
Muriel Pénicaut	6,674	2,298	166,260	December 12, 2027
Paul Read	6,601	19,796	1,432,241	✓
Elizabeth P. Sartain	6,601	30,337	2,194,882	✓
Michael J. Van Handel	3,568	20,605	1,490,772	✓

- (1) Target shares are based on target value divided by the closing stock price on December 31, 2014 of \$68.17 for non-employee directors in office as of January 1, 2015. For non-employee directors appointed between January 1, 2015 and November 12, 2021 target shares are based on target value (\$450,000) divided by the closing price of the Company's common stock on the last business day of the month during which the director was first appointed to the Board of Directors. For non-employee directors appointed after November 12, 2021 the share ownership guideline is five times the annual cash retainer in effect when the director joined the board of directors divided by the closing price of the Company's common stock on the day the director was first appointed to the board of directors.
- (2) Represents the number of shares held as of the record date, February 23, 2024 as follows:
For Mr. Courtois, 2,237 shares of common stock and 4,110 shares of vested deferred stock.
For Mr. Downe, 31,450 shares of common stock and 31,637 shares of vested deferred stock.
For Mr. Ferraro, 2,265 shares of commons stock and 20,719 shares of vested deferred stock.
For Mr. Gipson, 10,472 shares of vested deferred stock.
For Ms. Hemingway Hall, 16,527 shares of common stock and 4,793 shares of vested deferred stock.
For Ms. Howard, 4,085 shares of common stock and 19,168 shares of vested deferred stock.
For Mr. Payne, 10,752 shares of common stock and 5,616 shares of vested deferred stock.
For Ms. Pénicaut, 2,298 shares of vested deferred stock.
For Mr. Read, 18,290 shares of common stock and 1,506 shares of vested deferred stock.
For Ms. Sartain, 30,337 shares of common stock.
For Mr. Van Handel, 16,495 shares of common stock and 4,110 shares of vested deferred stock.
- (3) Based on price per share of ManpowerGroup common stock on February 23, 2024 of \$72.35.
- (4) Under the current policy, non-employee directors in office prior to November 21, 2021 have four years from the date of his or her appointment to attain targeted ownership levels. Any non-employee directors joining the board after November 12, 2021, including Ms. Pénicaut, will have five years from the date of his or her appointment to attain targeted ownership levels.

We Prohibit Non-Employee Directors from Hedging, Pledging and Short-selling Our Securities

Under ManpowerGroup's Insider Trading Policy, non-employee directors are prohibited from engaging in short sales or hedging transactions involving ManpowerGroup securities, including forward sale or purchase contracts, equity swaps or exchange funds. Non-employee directors are also prohibited from engaging in puts, calls or other option or derivative instruments involving ManpowerGroup securities. Further, we do not allow non-employee directors to pledge ManpowerGroup securities at any time, which includes having ManpowerGroup stock in a margin account or using ManpowerGroup stock as collateral for a loan.

Board Leadership Structure



Chairman of the Board – Jonas Prising

Under ManpowerGroup's bylaws and in accordance with the Company's corporate governance guidelines, the board of directors can choose whether the roles of chairman and chief executive officer should be combined or separated, based on what it believes is best for the Company and its shareholders at a given point in time. Jonas Prising has been chairman of the board of directors since December 31, 2015. The board of directors has evaluated the Company's leadership structure and determined that the presence of our independent lead director who, as described below, has meaningful oversight responsibilities, together with a strong leader in the combined role of chairman and chief executive officer, serves the best interests of ManpowerGroup and its shareholders. The board of directors believes that in light of Mr. Prising's extensive knowledge of ManpowerGroup and its industry, gained through his tenure with the Company, he is well positioned to serve as both chairman and chief executive officer of the Company.



Lead Director – Julie Howard

The board of directors has selected Ms. Howard, retired CEO of Riveron Consulting as well as Navigant Consulting, to serve as lead director. Our corporate governance guidelines provide that if the same person holds the chief executive officer and chairman roles or if the chairman is not independent, the board of directors will designate one of the independent directors to serve as the lead director. The lead director helps ensure that there is an appropriate balance between management and the independent directors and that the independent directors are fully informed and able to discuss and debate the issues that they deem important.

Our corporate governance guidelines contemplate that the lead director will be appointed annually and that he or she should be willing to serve for at least three years in such capacity. The board of directors believes having a lead director serving consecutive terms provides greater continuity to the role, enhances board leadership and performance and facilitates effective oversight of the performance of senior management. Ms. Howard has served as lead director since May 2023, and at a board meeting in February 2024, the board of directors re-appointed Ms. Howard to serve as lead director for another year.

The lead director's duties include the following:

- Preside at executive sessions of the non-employee directors;
- Preside at all other meetings of directors where the chairman of the board is not present;
- Serve as liaison between the chairman of the board and the non-employee directors;
- Approve what information is sent to the board;
- Approve the meeting agendas for the board;
- Approve meeting schedules to assure that there is sufficient time for discussion on all agenda items;
- Provide feedback from executive sessions of the independent directors to the Chairman and CEO and other senior management;
- Serve in a key role in the board evaluation processes and in evaluation of the CEO;
- Recommend to the board and the board committees the retention of advisers and consultants who report directly to the board;
- Have the authority to call meetings of the non-employee directors;
- If requested by major shareholders, ensure that he or she is available for consultation and direct communication; and
- Perform such other duties as the board may delegate from time to time.

Table of Contents

1	BOARD OF DIRECTORS	2	GOVERNANCE & SUSTAINABILITY	3	EXECUTIVE COMPENSATION	4	AUDIT COMMITTEE	5	INFORMATION ABOUT STOCK OWNERSHIP	6	PROPOSALS TO BE VOTED ON	7	MEETING INFORMATION
----------	---------------------------	----------	--	----------	-------------------------------	----------	------------------------	----------	--	----------	---------------------------------	----------	----------------------------

Board Oversight

Our board of directors and its committees work closely with management to provide oversight, review, and counsel related to long-term strategy, opportunities and risks. In particular, the board oversees business affairs and integrity, works with management to determine our mission and long-term strategy, oversees enterprise risk management, performs the annual CEO evaluation, oversees CEO succession planning, and oversees internal control over financial reporting and external audit. The board looks to the expertise of its committees to provide strategic oversight in their areas of focus. Examples of oversight areas are provided below.

Strategy

Led by the CEO, the Company's executive management drives our strategy and operations and works to develop and execute business strategy, foster our desired culture, establish accountability, and control risk. Management also aligns our structure, operations, people, policies, and compliance efforts to our mission and strategy. Overseeing management's development and execution of the Company's strategy is one of the board's primary responsibilities. The board works closely with executive management to respond to a dynamically changing business environment. Executive management and other leaders from across the Company provide business and strategy updates to our board quarterly, and the board participates in an annual strategy meeting with management. At meetings throughout the year, the board also assesses the strategic alignment of the Company's budget, capital plan and strategic acquisition process.

Enterprise Risk Management

The board of directors is responsible for overseeing the execution of management's enterprise risk management program for the Company. The board fulfills this responsibility both directly and through its standing committees, each of which assists the board in overseeing a part of the Company's overall risk management. Our enterprise risk management program and disclosure controls and procedures are designed to appropriately escalate key risks to the board as well as to analyze potential risks for disclosure. The risks described in this section include those formally monitored at a board or committee level as part of the enterprise risk management program, which includes the annual risk assessment process, program scope, status of priority and emerging risks and risk profile, among other things, or pursuant to committee charters.

The committees of the board oversee specific areas of the Company's risk management as described below:

Audit Committee

The audit committee is responsible for assisting the board of directors with its oversight of the performance of the Company's risk management functions including:

- Reviewing and discussing with management the Company's risk management framework, including policies, practices and procedures regarding risk assessment and management;
- Receiving, reviewing and discussing with management reports on cybersecurity and data privacy risk;
- Receiving, reviewing and discussing with management reports on other risk topics as the committee or management deems appropriate from time to time; and
- Reporting to the board of directors on its activities in this oversight role.

People, Culture and Compensation Committee

The people, culture and compensation committee reviews and discusses with management the Company's compensation policies and practices, and the assessment of certain risks, including whether any risks arising from the Company's compensation policies and practices related to its people are reasonably likely to have a material adverse effect on the Company.

The people, culture and compensation committee also reviews and discusses with management the development, implementation and effectiveness of the Company's policies and strategies relating to its human capital management function, including key policies and strategies regarding recruiting, retention, career development and progression, employee engagement, management succession, diversity and inclusion, employment practices and culture.

Table of Contents

1	BOARD OF DIRECTORS	2	GOVERNANCE & SUSTAINABILITY	3	EXECUTIVE COMPENSATION	4	AUDIT COMMITTEE	5	INFORMATION ABOUT STOCK OWNERSHIP	6	PROPOSALS TO BE VOTED ON	7	MEETING INFORMATION
----------	---------------------------	----------	--	----------	-------------------------------	----------	------------------------	----------	--	----------	---------------------------------	----------	----------------------------

BOARD OVERSIGHT

Governance and Sustainability Committee

The governance and sustainability committee evaluates the overall effectiveness of the board of directors, including its focus on the most critical issues and risks.

As part of this oversight, the committees engage in reviews and discussions with management (and others if considered appropriate) as necessary to be reasonably assured that the Company's risk management processes (1) are adequate to identify the material risks that we face in a timely manner, (2) include strategies for the management of risk that are responsive to our risk profile and specific material risk exposure, (3) serve to integrate risk management considerations into business decision-making throughout the Company, and (4) include policies and procedures that are reasonably effective in facilitating the transmission of information with respect to material risks to the senior executives of the Company and each committee.

Environmental, Social and Governance ("ESG") Matters

Corporate responsibility and sustainability are important priorities for the board of directors and the Company. We believe businesses have a responsibility to be a positive contributor to societal change. Our commitment to social responsibility extends to human capital, diversity and inclusion, human rights and fair employment, worker health and safety and climate change. We also see in these commitments additional ways of creating value for our shareholders that result in benefits to our employees, our customers and society. As part of our enterprise-wide approach to risk management and our strategies for long-term value creation, the board and management monitor long-term risks that may be impacted by environmental, social and governance issues. Additional information about ManpowerGroup's corporate social responsibility efforts is located in the Proxy Summary under "Our Working to Change the World Plan" and available on our website at <https://manpowergroup.com/sustainability>.

As ESG matters continue to increase in significance, the board of directors has determined oversight of ESG matters should be consolidated with one of its standing committees and has delegated the oversight responsibility to the governance and sustainability committee. The governance and sustainability committee regularly meets with the chief sustainability and communications officer to review the effectiveness of management's strategies, programs and policy implementation with respect to initiatives and programs related to sustainability, corporate culture, human capital management and climate change. In addition, each of the committees continues to address specific ESG matters related to its respective areas of oversight.

Cybersecurity and Data Privacy

As part of the board's role in overseeing the Company's enterprise risk management program, the board devotes time and attention to cybersecurity and data privacy related risks. The audit committee is responsible for overseeing information technology risk exposures, including cybersecurity, data privacy and data security. The audit committee regularly receives reports on cybersecurity and data privacy matters and related risk exposures from management, including our chief information security and chief privacy officer. The audit committee will regularly update the board of directors on such matters and the board will also periodically receive reports from management directly. All employees regularly participate in required and targeted information security and data privacy trainings. We also assess the efficacy of our information security program through internal detection and monitoring systems, as well as through the engagement of third-party experts.

Human Capital Management

Human capital management is at the core of our business and is how we create value for individuals, organizations and communities. Our purpose is to provide meaningful and sustainable employment and is rooted in our values: People, Knowledge and Innovation. Our board and its committees are actively engaged in overseeing the Company's human capital management strategy. The people, culture and compensation committee is responsible for overseeing the Company's policies and strategies related to human capital management matters, including recruiting, retention, career development and progression, employee engagement, management succession, diversity and inclusion, employment practices and culture. Management provides regular updates to the people, culture and compensation committee on these human capital management matters, and the board is kept apprised of any developments in these areas. In addition, the people, culture and compensation committee considers the impact of our executive compensation program and the incentives created by compensation awards on the Company's overall risk profile. It also oversees management's assessment of compensation risk arising from our compensation policies and practices.

Independent Compensation Consultant

The people, culture and compensation committee has selected Mercer (US) Inc. ("Mercer") to advise it on executive compensation matters. Mercer is engaged directly by the committee, and reports to the chair of the committee. Fees are set annually and are reflected in a one-year statement of work, which sets out the services to be performed by Mercer for the committee during the ensuing year. Mercer's primary role is to provide objective analysis, advice and information and otherwise to support the committee in the performance of its duties. Mercer's fees for executive compensation consulting to the committee in 2023 were \$493,603.

The committee requests information and recommendations from Mercer as it deems appropriate in order to assist it in structuring and evaluating ManpowerGroup's executive compensation programs and practices. The committee's decisions about executive compensation, including the specific amounts paid to executive officers, are its own and may reflect factors and considerations other than the information and recommendations provided by Mercer.

Mercer's engagement included the following services for the committee in 2023:

- Review and recommend the companies used in our peer group;
- Review guiding principles for executive compensation and recommend areas for modernization;
- Evaluate the competitiveness of our total executive compensation and benefits program for the senior executives, including base salary, annual incentive, total cash compensation, long-term incentive awards, total direct compensation, perquisites, retirement benefits and total remuneration against the market;
- Assess how well the compensation and benefits programs are aligned with the committee's stated philosophy to align pay with performance, including analyzing our performance against comparator companies;
- Provide advice and assistance to the committee on the levels of total compensation and the principal elements of compensation for our senior executives;
- Advise the committee on salary, target incentive opportunities and equity grants as well as on the design and features of our short-term and long-term incentive programs for our senior executives;
- Brief the committee on trends, including legislative and regulatory, in executive compensation and benefits among large public companies and on regulatory, legislative and other developments; and
- Assist in reviewing the Compensation Discussion and Analysis and other executive compensation disclosures to be included in this proxy statement.

The committee has reviewed whether the work provided by Mercer raises any conflict of interest. Factors considered by the committee include:

- Other services provided to the Company by the consultant;
- What percentage of the consultant's total revenue is made up of fees from the Company;
- Policies or procedures of the consultant that are designed to prevent a conflict of interest;
- Any business or personal relationships between individual consultants involved in the engagement and committee members;
- Any shares of the Company's stock owned by individual consultants involved in the engagement; and
- Any business or personal relationships between our executive officers and the consulting firm or the individual consultants involved in the engagement.

Based on its review, the committee does not believe that Mercer has a conflict of interest with respect to the work performed by the Company or the committee in 2023. The committee has also evaluated the independence of Mercer pursuant to the rules of the Securities and Exchange Commission and the New York Stock Exchange and no relationships were identified that would impact Mercer's independence.

Ultimately, the consultant provides recommendations and advice to the committee in an executive session where management is not present, which is when critical pay decisions are made. This approach protects the committee's ability to receive objective advice from the consultant so that the committee may make independent decisions about executive pay.

Table of Contents

1	BOARD OF DIRECTORS	2	GOVERNANCE & SUSTAINABILITY	3	EXECUTIVE COMPENSATION	4	AUDIT COMMITTEE	5	INFORMATION ABOUT STOCK OWNERSHIP	6	PROPOSALS TO BE VOTED ON	7	MEETING INFORMATION
----------	---------------------------	----------	--	----------	-------------------------------	----------	------------------------	----------	--	----------	---------------------------------	----------	----------------------------

INDEPENDENT COMPENSATION CONSULTANT

Besides Mercer's involvement with the committee, it and its affiliates also provide other non-executive compensation services to us. These services are approved by management who oversee the specific areas of business for which the services are provided. The total amount paid for these other services provided in 2023 was \$329,582. These services included actuarial and pension reporting services and insurance services. The majority of these services are provided not by Mercer itself, but by other companies owned by Marsh & McLennan, the parent company of Mercer, which therefore are considered affiliates even though they operate independently of Mercer.

The committee concluded that the services provided by the Marsh & McLennan affiliates (other than Mercer), did not raise any conflicts of interest.

The committee believes the advice it receives from the individual executive compensation consultants is objective and not influenced by Mercer's or its affiliates' other relationships with us because of the procedures Mercer and the committee have in place, including the following:

- The consultants receive no incentive or other compensation based on the fees charged to us for other services provided by Mercer or any of its affiliates;
- The consultants are not responsible for selling other Mercer or affiliate services to us;
- Mercer's professional standards prohibit an individual consultant from considering any other relationships Mercer or any of its affiliates may have with us in rendering his or her advice and recommendations; and
- The committee evaluates the quality and objectivity of the services provided by the consultants each year and determines whether to continue to retain the consultants.

Board Independence and Related Party Transactions

The board of directors has adopted categorical standards for relationships deemed not to impair independence of non-employee directors to assist it in making determinations of independence. The categorical standards are included in our Corporate Governance Guidelines and are available on ManpowerGroup's website at <https://investor.manpowergroup.com/governance>. As required under the Corporate Governance Guidelines, our board of directors reviews and determines the independence of all directors on an annual basis.

In making its independence determinations, the governance and sustainability committee evaluates the various commercial and employment transactions and relationships known to the committee that exist between ManpowerGroup and the entities with which certain of our directors or members of their immediate families are, or have been, affiliated. The governance and sustainability committee also reviews any other relevant facts and circumstances regarding the nature of these relationships to determine whether other factors, regardless of the categorical standards, might compromise a director's independence.

The board of directors has determined that eleven of the current directors of ManpowerGroup, including Mr. Downe who is not standing for re-election, are independent under the listing standards of the New York Stock Exchange after taking into account the categorical standards. Certain of our directors serve as directors, and are officers or former officers, of companies that have engaged ManpowerGroup to provide services, all of which such relationships fall within the categorical standards. Mr. Prising does not qualify as independent under the listing rules of the New York Stock Exchange because he is currently an executive officer.

The governance and sustainability committee will evaluate eligible shareholder-nominated candidates for election to the board of directors in accordance with the procedures described in ManpowerGroup's bylaws and in accordance with the guidelines and considerations relating to the selection of candidates for membership on the board of directors described under the heading "Composition and Qualifications of Board Members."

ManpowerGroup does not have a policy regarding board members' attendance at the annual meeting of shareholders. All of the directors attended the 2023 annual meeting of shareholders.

Communicating With Our Board

Any interested parties, including shareholders, may submit their communication to our Secretary, who will determine when communications and concerns will be forwarded to the Board, our independent directors as a group or our independent Lead Director. Communications received in writing are forwarded to the Board, committee, or to any individual director or directors to whom the communication is directed, unless the communication does not reasonably relate to the Company or its business, or is similarly inappropriate.

Such communications must be submitted to Richard Buchband, Secretary, ManpowerGroup Inc., 100 Manpower Place, Milwaukee, Wisconsin 53212.

Concerns about possible violations of our Code of Business Conduct and Ethics (the "Code") should be reported as outlined in the Code, which is available on our website at <https://investor.manpowergroup.com/governance>.

Table of Contents

1 BOARD OF DIRECTORS	2 GOVERNANCE & SUSTAINABILITY	3 EXECUTIVE COMPENSATION	4 AUDIT COMMITTEE	5 INFORMATION ABOUT STOCK OWNERSHIP	6 PROPOSALS TO BE VOTED ON	7 MEETING INFORMATION
-----------------------------	--------------------------------------	---------------------------------	--------------------------	--	-----------------------------------	------------------------------

Meetings and Committees of the Board

The board of directors has standing audit, people, culture and compensation, and governance and sustainability committees. The board of directors has adopted written charters for these committees, which are available on ManpowerGroup's web site at <https://investor.manpowergroup.com/governance>.

AUDIT COMMITTEE

NUMBER OF MEETINGS IN 2023: 4



Paul Read
Chair

Members:

Jean-Philippe Courtois
John F. Ferraro
Patricia Hemingway Hall
Ulrich Payne, Jr.

The board of directors has determined that each member of the audit committee meets the financial literacy and independence requirements of the SEC and New York Stock Exchange, as applicable, and that Mr. Ferraro and Mr. Read are each an "audit committee financial expert" as defined under the applicable rules of the SEC. Under the Company's corporate governance guidelines, no member of the audit committee may serve on the audit committee of more than three public companies, including ManpowerGroup and no member of the audit committee currently does.

The functions of this committee are to:


- appoint the independent auditors for the annual audit and approve the fee arrangements with the independent auditors;
- monitor the independence, qualifications and performance of the independent auditors;
- review the planned scope of the annual audit;
- review the financial statements to be included in our quarterly reports on Form 10-Q and our annual report on Form 10-K, and our disclosures under "Management's Discussion and Analysis of Financial Condition and Results of Operations" section of those reports;
- review compliance with and reporting under Section 404 of the Sarbanes-Oxley Act of 2002;
- review our financial reporting processes and internal controls and any significant audit adjustments proposed by the independent auditors;
- make a recommendation to the board of directors regarding inclusion of the audited financial statements in our annual report on Form 10-K;
- review recommendations, if any, by the independent auditors resulting from the audit to ensure that appropriate actions are taken by management;
- review and discuss with the independent auditors any critical audit matter ("CAM") addressed in the audit and disclosures that relate to each CAM;
- review matters of disagreement, if any, between management and the independent auditors;
- periodically review our Policy Regarding the Retention of Former Employees of Independent Auditors;
- oversee compliance with our Independent Auditor Services Policy;
- meet privately on a periodic basis with the independent auditors, internal audit staff and management to review the adequacy of our internal controls and other finance related matters;
- meet privately with management to review the competence, performance and independence of the independent auditors;
- monitor our internal audit department, including our internal audit plan;
- review guidelines and policies regarding compliance by our employees with our code of business conduct and ethics, including the anti-corruption policy;
- review procedures for receipt, retention and treatment of, and the confidential and anonymous submission of concerns regarding questionable accounting or auditing matters;
- assist the board of directors with its oversight of the performance of the Company's risk management function, including meeting periodically with the chief information officer and chief information security and chief privacy officer regarding the Company's information technology and receiving periodic updates on the Company's cybersecurity program;
- review current tax matters affecting us;
- periodically discuss with management our risk management framework;
- periodically discuss with the Company's general counsel and chief compliance officer any significant legal, compliance or regulatory matters that may have a material impact on the Company's business, financial statements or compliance policies;
- monitor any litigation involving ManpowerGroup that may have a material financial impact on ManpowerGroup or that relates to matters entrusted to the audit committee; and
- approve the retention, compensation and termination of outside legal, accounting and other such advisors to the committee.

In addition, the charter of the audit committee provides that the audit committee shall review and approve all related party transactions that are material to ManpowerGroup's financial statements or that otherwise require disclosure to ManpowerGroup's shareholders, provided that the audit committee shall not be responsible for reviewing and approving related party transactions that are reviewed and approved by the board of directors or another committee of the board of directors. The audit committee did not take action by written consent during 2023.

Table of Contents

1 BOARD OF DIRECTORS	2 GOVERNANCE & SUSTAINABILITY	3 EXECUTIVE COMPENSATION	4 AUDIT COMMITTEE	5 INFORMATION ABOUT STOCK OWNERSHIP	6 PROPOSALS TO BE VOTED ON	7 MEETING INFORMATION
-----------------------------	--------------------------------------	---------------------------------	--------------------------	--	-----------------------------------	------------------------------

MEETINGS AND COMMITTEES OF THE BOARD

PEOPLE, CULTURE AND COMPENSATION COMMITTEE		NUMBER OF MEETINGS IN 2023: 5
 <p>Elizabeth P. Sartain⁽¹⁾ Chair</p> <p>Members: William Downe⁽²⁾ William P. Gipson Julie M. Howard⁽¹⁾ Muriel Pénicaud</p>	<p>Each member of the people, culture and compensation committee is "independent" within the meaning of the applicable listing standards of the New York Stock Exchange.</p> <p>The functions of this committee are to:</p> <ul style="list-style-type: none"> • review and approve the Company's general compensation philosophies and principles; • establish the compensation of the chief executive officer of ManpowerGroup, subject to ratification by the independent members of the board of directors; • approve the compensation, based on the recommendations of the chief executive officer of ManpowerGroup, of any president and the chief financial officer, and certain other senior executives of ManpowerGroup; • establish officer stock ownership guidelines and monitor compliance with such guidelines; • determine the terms of any agreements concerning employment, compensation or employment termination, as well as monitor the application of ManpowerGroup's retirement and other fringe benefit plans, with respect to the individuals listed above; • monitor the professional development of ManpowerGroup's key executive officers; • review succession plans for the chief executive officer of ManpowerGroup, of any president and the chief financial officer and certain other senior executives of ManpowerGroup; • administer ManpowerGroup's equity incentive plans and employee stock purchase plans and oversee ManpowerGroup's employee retirement and welfare plans; • administer ManpowerGroup's annual incentive plan; • oversee the administration of the Company's Senior Executive Compensation Recovery Policy; • review and recommend the "Compensation Discussion and Analysis" to be included in our annual proxy statement; • discuss with management reports regarding the development, implementation and effectiveness of the Company's policies and strategies relating to its human capital management function; • approve the retention, compensation and termination of outside compensation consultants, independent legal advisors or other advisors and have oversight of their work; • consider the independence of any outside compensation consultant, independent legal advisor or other advisor to the committee; • monitor the Company's policies, objectives and programs related to diversity and inclusion and review the Company's performance in light of appropriate measures; and • review the results of any advisory shareholder votes on executive compensation and consider whether to recommend adjustments to the Company's executive compensation policies and practices as a result of such votes. 	

- (1) Ms. Howard will become chair of the People, Culture and Compensation Committee in May 2024, succeeding Ms. Sartain. Ms. Sartain will remain a member of the committee.
- (2) Mr. Downe has determined he will not be seeking re-election at the annual meeting in May 2024 and will therefore no longer be a member of the committee effective May 3, 2024.

In accordance with the terms of its charter, the people, culture and compensation committee may from time-to-time delegate authority and assign responsibility with respect to such of its functions to officers of the Company, or to a subcommittee of the committee. The people, culture and compensation committee did not take any action by written consent during 2023.

Table of Contents

1 BOARD OF DIRECTORS	2 GOVERNANCE & SUSTAINABILITY	3 EXECUTIVE COMPENSATION	4 AUDIT COMMITTEE	5 INFORMATION ABOUT STOCK OWNERSHIP	6 PROPOSALS TO BE VOTED ON	7 MEETING INFORMATION
-----------------------------	--------------------------------------	---------------------------------	--------------------------	--	-----------------------------------	------------------------------

MEETINGS AND COMMITTEES OF THE BOARD

GOVERNANCE AND SUSTAINABILITY COMMITTEE

NUMBER OF MEETINGS IN 2023: 4



Patricia Hemingway Hall⁽¹⁾
Chair

Members:

Julie M. Howard
Ulice Payne, Jr.
Michael J. Van Handel⁽¹⁾

Each member of the governance and sustainability committee is “independent” within the meaning of the applicable listing standards of the New York Stock Exchange.

The functions of this committee are to:

- recommend nominees to stand for election at annual meetings of shareholders, to fill vacancies on the board of directors and to serve on committees of the board of directors;
- establish procedures and assist in identifying candidates for board membership;
- review the qualifications of candidates for board membership, including any candidates nominated by shareholders in accordance with our bylaws;
- periodically review the compensation arrangements in effect for the non-management members of the board of directors and recommend any changes deemed appropriate;
- oversee the annual self-evaluation of the performance of the board of directors and each of its committees and oversee, or ensure another committee oversees, the annual evaluation of the performance of management;
- establish and review, for recommendation to the board of directors, guidelines and policies on the size and composition of the board, the structure, composition and functions of the board committees, and other significant corporate governance principles and procedures;
- review the Board’s leadership structure and recommend any changes deemed appropriate;
- oversee the content and format of our code of business conduct and ethics and recommend any changes as deemed appropriate;
- monitor compliance by the non-management directors with our code of business conduct and ethics;
- review and approve the establishment of any stock ownership guidelines for the non-management directors of the Company and monitor compliance with such guidelines;
- review and make recommendations to the board on proposals related to corporate governance, public policy or sustainability submitted by shareholders;
- oversee and make recommendations to the board regarding ESG matters relevant to the Company’s business, including Company policies, opportunities, reporting and activities;
- develop and periodically review succession plans for the directors;
- periodically review the corporate governance guidelines and recommend any changes as deemed appropriate;
- review and recommend categorical standards for determining non-management director independence consistent with the rules of the New York Stock Exchange and other requirements;
- consider and recommend to the Board the action to be taken with respect to any resignation tendered by a director with respect to a change in professional responsibilities or personal circumstances; and
- approve the retention, compensation and termination of any outside independent advisors to the committee.

(1) Mr. Van Handel will become chair of the Governance and Sustainability Committee in May 2024, succeeding Ms. Hemingway Hall. Ms. Hemingway Hall will remain a member of the committee.

The governance and sustainability committee has from time to time engaged director search firms to assist it in identifying and evaluating potential board candidates. The governance and sustainability committee did not take any action by written consent during 2023.

[Table of Contents](#)

1	BOARD OF DIRECTORS	2	GOVERNANCE & SUSTAINABILITY	3	EXECUTIVE COMPENSATION	4	AUDIT COMMITTEE	5	INFORMATION ABOUT STOCK OWNERSHIP	6	PROPOSALS TO BE VOTED ON	7	MEETING INFORMATION
----------	---------------------------	----------	--	----------	-------------------------------	----------	------------------------	----------	--	----------	---------------------------------	----------	----------------------------

Board Effectiveness and Evaluation

Our board of directors is committed to performing effectively for the benefit of the Company and its shareholders at both the board and committee level. Each year, the governance and sustainability committee oversees the board and committee evaluation process and determines the format and framework for the process.

Annual Evaluation Process with an Independent Consultant

The governance and sustainability committee engages a third-party consultant, experienced in corporate governance matters, to assist with the board and committee evaluation process. The purpose of the annual evaluation process is to ensure that the board continues to operate at a high level, with an opportunity for self-reflection and improvement.

Each year, directors are interviewed by the independent third party, and give specific feedback addressing various topics of focus that are determined in advance. Among other items, topics have included board effectiveness, corporate strategy, individual contributions, committee functioning, as well as suggestions to enhance the efficiency and productivity of the board in general. Individual director effectiveness is also included. Directors respond to questions designed to elicit this information, and the independent third party synthesizes the results and comments received during such interviews. These findings are then presented by the independent third party and the chair of the governance and sustainability committee to the full governance and sustainability committee. The chair of the governance and sustainability committee then presents the findings with the full board, followed by a review and discussion. The chair of the governance and sustainability committee also provides any committee findings to each committee chair, which are used to facilitate discussion during the committee assessments that also occur annually. The independent third party also provides feedback to each of the individual directors regarding individual director effectiveness. The board believes this facilitated process provides additional insight and perspective that it can utilize to further enhance effectiveness, including in areas such as board and committee composition, information flow between management and the board, development of materials for board discussion, focus on corporate strategy and director recruitment.

Table of Contents

1	BOARD OF DIRECTORS	2	GOVERNANCE & SUSTAINABILITY	3	EXECUTIVE COMPENSATION	4	AUDIT COMMITTEE	5	INFORMATION ABOUT STOCK OWNERSHIP	6	PROPOSALS TO BE VOTED ON	7	MEETING INFORMATION
----------	---------------------------	----------	--	----------	-------------------------------	----------	------------------------	----------	--	----------	---------------------------------	----------	----------------------------

Compensation Discussion and Analysis

Table of Contents

Background	32
Executive Summary	32
2023 Results Reflect Challenging Environment for Staffing Services	32
Key Committee Actions	32
Short-Term and Long-Term Performance Compensation for 2023	33
Calculation of Financial Metrics	35
CEO Compensation was Below Target, Aligned with Company Performance	36
Key Compensation Practices	37
ManpowerGroup Compensation Principles	38
Say on Pay Vote	39
Shareholder Engagement	39
Compensation Elements	40
Target Total Compensation	42
Market Positioning: 2023 Target Compensation in the Competitive Marketplace	43
How We Determine the Competitive Market: Challenges in Identifying a Relevant Peer Group	43
The 2023 Peer Group	43
Additional Data Sources	43
Assessing Individual Factors	43
The Committee's Decision-Making Process	44
Components of the 2023 Executive Compensation Program — Base Salary	44
Components of the 2023 Executive Compensation Program — Annual Cash Incentives	44
How EPS, ROIC and Revenue are Calculated	44
Why the Company Uses EPS, ROIC and Revenue	45
The 2023 EPS, ROIC and Revenue Goals	45
Annual Incentive Award Opportunities	46
2023 Strategic KPIs and ESG Goals and Annual Incentive Award Payouts	46
Jonas Prising	46
John T. McGinnis	47
Michelle S. Nettles	47
Richard Buchband	48
Components of the 2023 Executive Compensation Program — Long-Term Incentives	48
Performance Share Units	48
How the Company Sets EBITA Margin Percent Goals	49
Shares Earned under the 2021 Annual PSU Grant	50
Changes in 2024 - Introduction of Relative Total Share Return Modifier	50
Restricted Stock Units	50

Table of Contents

1	BOARD OF DIRECTORS	2	GOVERNANCE & SUSTAINABILITY	3	EXECUTIVE COMPENSATION	4	AUDIT COMMITTEE	5	INFORMATION ABOUT STOCK OWNERSHIP	6	PROPOSALS TO BE VOTED ON	7	MEETING INFORMATION
----------	---------------------------	----------	--	----------	-------------------------------	----------	------------------------	----------	--	----------	---------------------------------	----------	----------------------------

COMPENSATION DISCUSSION AND ANALYSIS

Career Shares, Retirement and Deferred Compensation Plans	50
Other Benefits	51
Severance Agreements	51
Governance Features of Our Executive Compensation Programs	51
We Have Stock Ownership Guidelines for Executive Officers	51
We Have a Clawback Policy	51
Our Insider Trading Policy Prohibits Hedging, Pledging and Short-Sale Transactions	52
Material Tax Implications of the Executive Compensation Program	52

Table of Contents

1 BOARD OF DIRECTORS	2 GOVERNANCE & SUSTAINABILITY	3 EXECUTIVE COMPENSATION	4 AUDIT COMMITTEE	5 INFORMATION ABOUT STOCK OWNERSHIP	6 PROPOSALS TO BE VOTED ON	7 MEETING INFORMATION
-----------------------------	--------------------------------------	---------------------------------	--------------------------	--	-----------------------------------	------------------------------

COMPENSATION DISCUSSION AND ANALYSIS — EXECUTIVE SUMMARY

Background

This compensation discussion and analysis (“CD&A”) describes ManpowerGroup’s executive compensation program for our executive officers for whom disclosure is required under the rules of the Securities and Exchange Commission (“SEC”). We refer to this group of executives as our named executive officers (“NEOs”).

NAME	TITLE
Jonas Prising	Chairman and Chief Executive Officer
John T. McGinnis	Executive Vice President and Chief Financial Officer
Michelle S. Nettles	Executive Vice President and Chief People and Culture Officer
Richard Buchband	Senior Vice President, General Counsel and Secretary

Executive Summary

2023 Results Reflect Challenging Environment for Staffing Services

Our executive compensation programs are designed to reward performance, and our financial results for the year did not meet the levels anticipated by the People, Culture and Compensation Committee (the “Committee”) when performance targets were set in February 2023. While some of our regions and countries delivered strong performance, our largest operations in Southern Europe, Northern Europe and in the United States continued to be impacted by a decline in demand for staffing services over the course of 2023. The staffing services industry is highly sensitive to uncertainty and employer confidence involving the economic outlook. In a year marked by economic uncertainty, many employers, in particular large enterprise organizations, remained cautious, reducing their expenditures on flexible workforce services and non-critical investments, and postponing projects until greater clarity is available. This softening in demand had a negative impact on our industry, and our results, during 2023.

In a challenging and uncertain environment, our executive team remained focused on priorities designed to generate value for our shareholders. Key actions included:

- We remained highly committed to managing financial performance in the current cycle, while positioning the company for profitable long-term growth when conditions improve. We took significant cost reduction actions throughout the year to adjust our resources to the operating environment while we progressed various initiatives to improve market share in our largest businesses.
- Despite declines, we continued to enjoy strong cash flow, which enabled us to continue our practice of progressive dividend increases. We approved a new share repurchase program, underscoring our philosophy of returning excess cash to shareholders through share buybacks.
- We delivered significant technology enhancements and entered the next phase of our Digitization, Diversification and Innovation initiatives, with long-term investments in our technology and finance infrastructure expected to generate future productivity and efficiency enhancements worldwide.
- Management continued to focus on optimizing the composition of our global businesses based on growth and profit objectives, and successfully executed key wind-down activities to exit a non-core business in Germany, strengthening the business for the future.
- We accelerated our innovation agenda, our responsible use of AI tools, and our investment in our people and culture, releasing our third annual *Working to Change the World* sustainability report.

Key Committee Actions

The Committee continues to be guided by the ManpowerGroup Compensation Principles described below, including its commitment to being market competitive in executive compensation and aligning pay with performance. Important actions by the Committee include:

- Continued to use a more targeted compensation peer group for benchmarking 2023 NEO compensation that creates greater comparability to the Company’s business;

Table of Contents

1 BOARD OF DIRECTORS	2 GOVERNANCE & SUSTAINABILITY	3 EXECUTIVE COMPENSATION	4 AUDIT COMMITTEE	5 INFORMATION ABOUT STOCK OWNERSHIP	6 PROPOSALS TO BE VOTED ON	7 MEETING INFORMATION
-----------------------------	--------------------------------------	---------------------------------	--------------------------	--	-----------------------------------	------------------------------

COMPENSATION DISCUSSION AND ANALYSIS — EXECUTIVE SUMMARY

- Adopted the Senior Executive Compensation Recovery Policy, applicable to the NEOs as well as certain other senior leaders, adhering to the rules of the SEC and the listing standards of the New York Stock Exchange (NYSE). The Committee also adopted a more narrow broad-based compensation recovery policy applicable to all other employees;
- Continued to utilize Earnings Before Interest, Taxes and Amortization ("EBITA") Margin Percent as the performance metric for PSU grants, as a means of focusing executive officers on the long-term profitability of the Company. This metric replaced Operating Profit Margin Percent ("OPMP"), which was last used in PSU awards granted in 2021;
- Our Say on Pay vote declined in 2023, relative to historical levels. Leadership of the Committee and the Board held conversations with our largest shareholders who voted against on our Say on Pay, to better understand any concerns they have with our executive compensation program; and
- Starting with PSU awards made in February 2024, the Committee introduced a modifier based on relative Total Shareholder Return ("rTSR") in lieu of the prior Strategic KPIs and ESG modifier.

Short-Term and Long-Term Performance Compensation for 2023

Annual Incentive Compensation for 2023

The Committee set key financial performance metrics in mid-February 2023, as summarized below and in the diagram on the next page.

- | | | |
|--|---|---|
| <ul style="list-style-type: none">• EPS – Designed to focus our executives on producing financial results that align with shareholder interest. We consider this metric a critical measure of executive performance.• For 2023, EPS was \$5.39 which fell below the threshold level. As a result, there was no payout against the EPS metric. | <ul style="list-style-type: none">• ROIC – Even though we operate in the services industry, our business is capital intensive. We must pay our associates and consultants before we typically bill and collect from our clients. ROIC measures how efficiently we are converting our services into cash.• For 2023, ROIC was 9.0%, which fell below the threshold level. As a result, there was no payout against the ROIC metric. | <ul style="list-style-type: none">• Revenue – We believe Revenue is a key metric as it keeps executives focused on top-line growth, in addition to profitability.• For 2023, Revenue was \$19.0 billion, which fell between the threshold and target levels. As a result, payouts against the Revenue metric were below target levels. |
|--|---|---|

The Committee also set KPIs for executives based on individual Strategic KPIs and ESG goals. **While these varied for each of the NEOs, in all cases they resulted in payouts below target levels.**

Long-Term Incentive Compensation for 2023

The Committee has continued its long practice of utilizing PSUs to be the predominant component of compensation for our NEOs for 2023.

- **PSUs** – Beginning in 2022, we began using EBITA Margin Percent as the key performance metric for PSU grants, replacing the former metric of OPMP, which applied for PSUs awarded in 2021 and earlier. EBITA Margin Percent better aligns with how the Company and its largest competitors measure performance as it measures operating efficiency without the impact of amortization. In addition, EBITA Margin Percent continues to focus executive officers on the long-term profitability of the Company. The awards are subject to a KPI modifier that can increase or decrease the final PSU payout by up to 30%, as determined by the Committee, based on pre-established strategic KPIs and ESG goals.

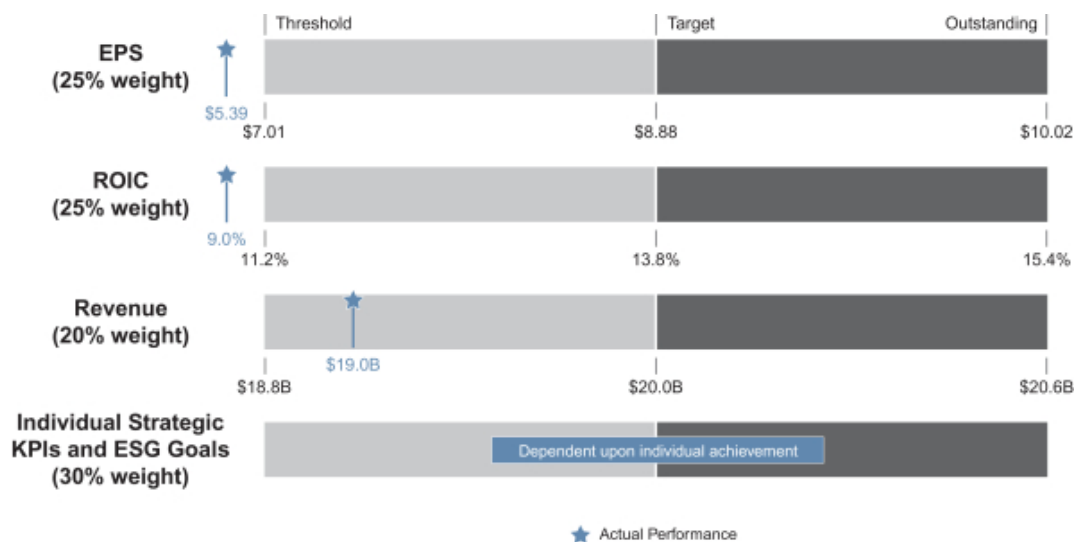
As disclosed previously, in light of the difficulty setting performance targets in February 2021 during pandemic-era uncertainty, the Committee departed from its customary use of a three-year performance period and instead used a one-year performance period, calibrated to pre-established OPMP goals for 2021. These were coupled with a three-year holding and KPI modifier period (from the date of grant). As disclosed in our 2022 Proxy Statement, the actual OPMP for these PSUs exceeded the outstanding level based on Company performance. Based on this performance, and after consideration of KPIs, the Committee approved a final payout percent of 195%, slightly below the outstanding level. After 2021, the Committee returned to a three-year performance period for the annual PSU award.

Table of Contents

1 BOARD OF DIRECTORS	2 GOVERNANCE & SUSTAINABILITY	3 EXECUTIVE COMPENSATION	4 AUDIT COMMITTEE	5 INFORMATION ABOUT STOCK OWNERSHIP	6 PROPOSALS TO BE VOTED ON	7 MEETING INFORMATION
-----------------------------	--------------------------------------	---------------------------------	--------------------------	--	-----------------------------------	------------------------------

COMPENSATION DISCUSSION AND ANALYSIS — EXECUTIVE SUMMARY

Annual Incentive Plan Metrics (2023)



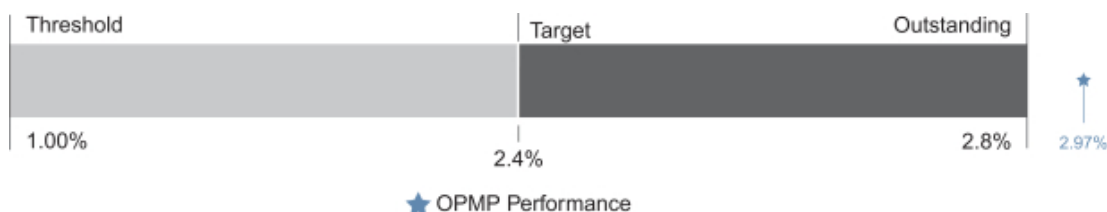
Performance under the financial targets in the Annual Incentive Plan was below threshold for EPS and ROIC and between the threshold and target level for Revenue. Performance for the NEOs was also below target for the individual Strategic KPIs and ESG Goals. The resulting AIP payouts ranged from 35% to 36% of target for the NEOs.

Table of Contents

1 BOARD OF DIRECTORS	2 GOVERNANCE & SUSTAINABILITY	3 EXECUTIVE COMPENSATION	4 AUDIT COMMITTEE	5 INFORMATION ABOUT STOCK OWNERSHIP	6 PROPOSALS TO BE VOTED ON	7 MEETING INFORMATION
-----------------------------	--------------------------------------	---------------------------------	--------------------------	--	-----------------------------------	------------------------------

COMPENSATION DISCUSSION AND ANALYSIS — EXECUTIVE SUMMARY

PSU Performance Metric—Operating Profit Margin Percent 2021 Annual PSU Grant



The OPMP for 2021 under the 2021 Annual PSU Grant was 2.97%. The grant vested at the end of 2023, following the completion of both the 1-year performance period and the 3-year holding period. The Committee approved a final payout percent of 195%, slightly below the outstanding level.

Calculation of Financial Metrics

One of our principles is that NEO compensation should reward for the underlying performance of our business. As is our practice, the Committee, in adopting financial targets at the beginning of the 2023 performance year, determined that certain items should be excluded from our performance metrics:

- **Constant Currency.** We eliminate the impact of changes in exchange rates for EPS, ROIC and Revenue. This allows us to better capture year-over-year changes in underlying performance.
- **Share Repurchases.** We remove the benefit of share repurchases from our EPS calculation except to the extent necessary to offset dilution resulting from shares issued under our equity plans.
- **Restructuring Costs.** We exclude restructuring costs from our EPS, ROIC and EBITA Margin Percent calculations, net of the savings related to these costs. This allows us to better reflect the Company's performance for the year.
- **Goodwill Impairment.** We exclude goodwill impairment charges from our EPS, ROIC and EBITA Margin Percent calculations. This, too, better reflects the Company's performance for the year.
- **Other Non-Recurring Costs.** We exclude from EPS and EBITA Margin Percent any non-recurring accrual adjustments including tax or regulatory law changes, acquisitions or dispositions and other non-recurring adjustments greater than \$10 million. As explained above, excluding these costs better reflects the Company's performance during the year.

Table of Contents

1 BOARD OF DIRECTORS	2 GOVERNANCE & SUSTAINABILITY	3 EXECUTIVE COMPENSATION	4 AUDIT COMMITTEE	5 INFORMATION ABOUT STOCK OWNERSHIP	6 PROPOSALS TO BE VOTED ON	7 MEETING INFORMATION
-----------------------------	--------------------------------------	---------------------------------	--------------------------	--	-----------------------------------	------------------------------

COMPENSATION DISCUSSION AND ANALYSIS — EXECUTIVE SUMMARY

The following table shows the impact of each of these items on our performance metrics for 2023:

	AS REPORTED	IMPACT OF CONSTANT CURRENCY	IMPACT OF SHARE REPURCHASES	RESTRUCTURING COSTS	GOODWILL IMPAIRMENT	OTHER NON-RECURRING COSTS(1)	AS CALCULATED UNDER COMPENSATION PLANS
EPS	\$ 1.76	\$ 0.14	\$ 0.02	\$ 2.04	\$ 1.03	\$ 0.40	\$ 5.39
ROIC	4.9 %	0.4 %	n/a	2.2 %	1.1 %	0.4 %	9.0 %
Revenue (in billions)	\$ 18.9	\$ 0.1	n/a	n/a	n/a	—	\$ 19.0
EBITA Margin Percent	1.54 %	n/a	n/a	0.79 %	0.29 %	—	2.62 %

- (1) EPS and ROIC excludes the non-cash currency translation loss related to our Argentina business, which is required to be treated as a hyperinflationary economy. The impact resulted in an increase to EPS of \$0.26 and ROIC of 0.3%. Other non-recurring adjustments also resulted in an increase to EPS of \$0.03 related to the impact of the sale of our Philippine business that was completed in the third quarter of 2023. The impact of the sale had a minimal impact on Revenue and EBITA Margin Percent. EPS and ROIC also excludes a pension impairment, which resulted in an increase to EPS of \$0.11 and ROIC of 0.1%.

CEO Compensation was Below Target, Aligned with Company Performance

We remain committed to performance-based compensation. Approximately 60% of Mr. Prising's 2023 target compensation was tied to Company performance and 90% of his total pay was variable. The discussion below highlights each component of Mr. Prising's compensation in 2023.

Base Salary: The Committee determined Mr. Prising's base salary for 2023 to be \$1,300,000, an increase from \$1,250,000 in 2022. This was the first increase to Mr. Prising's base salary since 2017. The Committee determined an increase for 2023 was appropriate to better align Mr. Prising's salary with the competitive market.

Annual Cash Incentive: Payout was Approximately 35% of Target. The EPS and ROIC financial metrics set by the Committee for the 2023 annual incentive were below the threshold level, and Revenue was between the threshold and target levels, as shown below. In light of this, and the Committee's assessment of Mr. Prising's achievement of his individual Strategic KPIs and ESG Goals as CEO, his annual cash incentive payout was 35% of target.

	2023 ACTUAL PAYOUT \$	% COMPARED TO TARGET
EPS Goal	0	0.0 %
ROIC Goal	0	0.0 %
Revenue Goal	184,167	44.2 %
Strategic KPIs and ESG Goals	542,880	87.0 %
Total	727,047	35.0 %

Long-Term Equity Awards. In 2023, Mr. Prising received two types of long-term equity grants as part of his regular compensation:

- Approximately 60% comprised an annual grant of PSUs that will vest over three years based on EBITA Margin Percent goals.
- Approximately 40% were restricted stock units ("RSUs") that cliff vest in full after three years.

Key Compensation Practices

The Committee continually reviews the Company's executive compensation program to maintain compensation practices that are in the best interests of our shareholders. Some of our key policies are summarized below:



 WHAT WE DO	 WHAT WE DON'T DO
<ul style="list-style-type: none"> • Tie executive pay to performance. • Set challenging performance objectives that align with company performance. • Balance short-term and long-term incentives. • Include caps on the potential payouts under the PSU grants and our annual incentive program. • Beginning in 2024, we have introduced relative Total Shareholder Return as a performance metric under the PSU grants for our NEOs. • Use double triggers in our severance agreements and our equity awards. • Maintain significant stock ownership guidelines for our NEOs. • Maintain a clawback policy compliant with SEC and NYSE rules to ensure accountability in the presentation of our financial statements. • Retain an independent compensation consultant. • Establish appropriate compensation peer groups which the Committee re-evaluates annually. • Reach out to leading shareholders and their advisory firms to discuss our executive compensation. 	<ul style="list-style-type: none"> • No tax gross up payments for any amounts considered excess parachute payments. • No dividends or dividend equivalents prior to vesting. • No repricing of outstanding stock options. The Company has not granted stock options since 2021. • No hedging or pledging of ManpowerGroup stock. • No excessive perquisites to our NEOs or tax gross up payments.

Table of Contents

1 BOARD OF DIRECTORS	2 GOVERNANCE & SUSTAINABILITY	3 EXECUTIVE COMPENSATION	4 AUDIT COMMITTEE	5 INFORMATION ABOUT STOCK OWNERSHIP	6 PROPOSALS TO BE VOTED ON	7 MEETING INFORMATION
-----------------------------	--------------------------------------	---------------------------------	--------------------------	--	-----------------------------------	------------------------------

COMPENSATION DISCUSSION AND ANALYSIS

ManpowerGroup Compensation Principles

The Company's executive compensation framework is guided by a series of core philosophies and principles, as determined by the Committee.

EXECUTIVE COMPENSATION FRAMEWORK CORE PHILOSOPHIES AND PRINCIPLES:

1. Aligned to Stakeholders

- Compensation programs align executives' interests with those of our stakeholders and appropriately balance risk and rewards
- Stakeholder value is created by:
 - Sound fiscal management and shareholder value creation
 - Attracting and retaining the best talent needed to scale
 - Cultivating and enhancing the Company's brand, purpose, and vision
 - Excellent client, employee, candidate, and associate experiences

2. Performance-Focused

- The majority of pay for executives is at-risk and performance-based
- Compensation is designed to motivate the executives to achieve the Company's annual and long-term strategic goals
- Recognize the cyclical nature of our business, with clearly defined KPIs to drive focus

3. Market-Competitive

- Compensation opportunities are anchored to the competitive market
- Ensure rewards are fair and equitable for each role
- Compensation is differentiated to consider individual value and contribution

4. Transparent and Relevant

- Compensation programs are clearly communicated and easy to understand
- Programs include metrics that are core to the business and have line of sight for executives

5. Aligned to Our Values

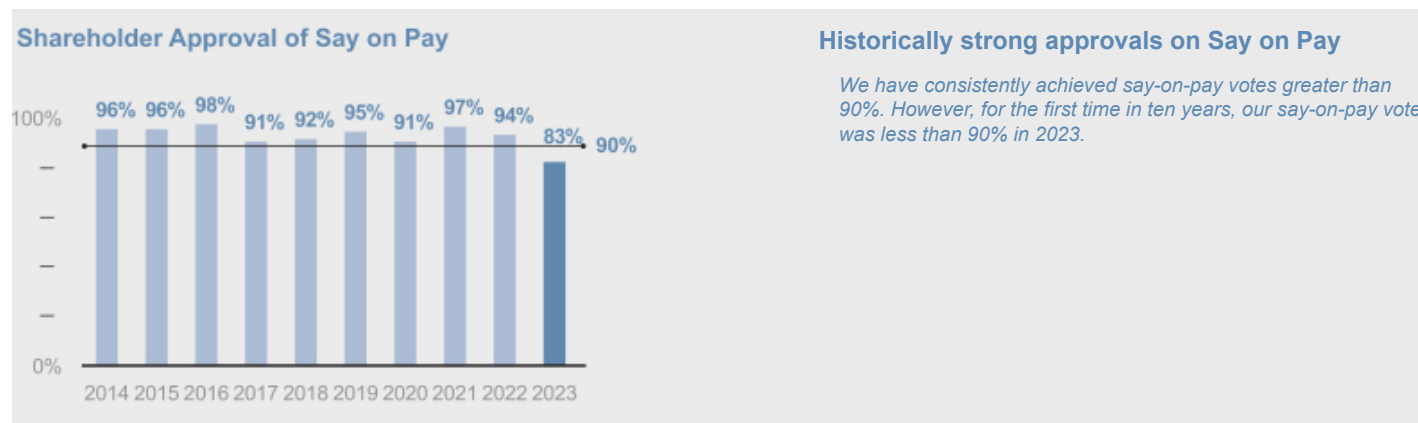
- Ensure rewards are fair and equitable among internal peers
- Compensation design and administration should align to our values of People, Knowledge, and Innovation

Table of Contents

1 BOARD OF DIRECTORS	2 GOVERNANCE & SUSTAINABILITY	3 EXECUTIVE COMPENSATION	4 AUDIT COMMITTEE	5 INFORMATION ABOUT STOCK OWNERSHIP	6 PROPOSALS TO BE VOTED ON	7 MEETING INFORMATION
-----------------------------	--------------------------------------	---------------------------------	--------------------------	--	-----------------------------------	------------------------------

COMPENSATION DISCUSSION AND ANALYSIS

Say on Pay Vote



ManpowerGroup held a non-binding shareholder advisory vote at its 2023 annual meeting of shareholders to approve the compensation of ManpowerGroup's NEOs, also known as "Say on Pay." This shareholder resolution was approved by approximately 83% of the votes cast. This is the first time since 2013 our approval rate was below 90%. In 2023, unlike in prior years, one of the major proxy advisory firms recommended against our Say on Pay proposal. At least partially in response, some of our large shareholders voted against our Say on Pay, which reduced the approval rate.

The Committee desires to be responsive to shareholder concerns about its executive compensation program. Following the 2023 annual meeting, we reached out to shareholders known to us to have voted against our Say on Pay that hold approximately 0.60% or more of our common stock, to understand any concerns they had with our compensation program. Two of our large shareholders holding more than 10% of our common stock in the aggregate, and representing a significant portion of the negative Say on Pay vote, chose to engage with us. Both the Committee Chair and our Lead Director participated in conversations with them to better understand the rationale behind their votes. These shareholders reiterated the importance to them of ensuring that executive compensation elements are aligned with financial performance and shareholder returns.

Shareholder Engagement

We believe that shareholder engagement is an important part of our governance practices. We have a longstanding shareholder outreach program, to provide our investors an opportunity to share their perspectives on our compensation philosophies and our governance structure, and to answer their questions. These efforts are conducted by members of executive management and may include board leadership. Our engagement efforts over time have included:

- Contacting our top shareholders, representing more than 50% of our shares.
- Conversations with shareholders representing more than 40% of our shares.
- Presenting shareholder feedback to the Committee as well as the governance and sustainability committee.

As mentioned above, the Committee evaluates this feedback from our shareholders, as well as our say on pay voting results, among other factors in developing our executive compensation programs. Similarly, our governance and sustainability committee reviews the feedback concerning our governance practices in developing our governance policies, including our approach to board refreshment.

Additionally, our executive management team, primarily through our Chairman and CEO and Executive Vice President and CFO, regularly engage in dialogue with our shareholders through our quarterly earnings calls, investor meetings and conferences, and other channels for communication.









Table of Contents

1 BOARD OF DIRECTORS	2 GOVERNANCE & SUSTAINABILITY	3 EXECUTIVE COMPENSATION	4 AUDIT COMMITTEE	5 INFORMATION ABOUT STOCK OWNERSHIP	6 PROPOSALS TO BE VOTED ON	7 MEETING INFORMATION
-----------------------------	--------------------------------------	---------------------------------	--------------------------	--	-----------------------------------	------------------------------

COMPENSATION DISCUSSION AND ANALYSIS

Compensation Elements

The following table summarizes the principal elements of our executive compensation program and demonstrates the program's focus on annual and long-term incentive compensation that is closely aligned with Company performance and is sensitive to the Company's stock performance. The Committee periodically reviews executive compensation and may recommend adjustments driven by market data, performance and situations where there is a change in responsibility:

	BASE SALARY		ANNUAL INCENTIVE AWARD		LONG-TERM INCENTIVE AWARD	
Percent of Target Compensation	CEO 	Other NEOs (Average) 	CEO 	Other NEOs (Average) 	CEO 	Other NEOs (Average) 
					...Comprising PSUs 	...and RSUs 
Performance Period	Ongoing	One year	PSUs earned based on performance achievement over a three-year period	Three-year cliff vesting		
Objective	Fixed compensation for performing core areas of responsibility.	Motivate and reward NEOs for achievement of key strategic, operational and financial measures over the year.	Motivate and reward NEOs for performance against long-term financial objectives to align the interests of the NEOs with long-term shareholder value.	Directly aligns NEOs with shareholders and adds balance to the compensation program as they provide both upside potential and downside risk and add an additional retention incentive.		
Determination Factors	Factors used to determine base salaries include: <ul style="list-style-type: none"> • NEO's experience, skill, and performance • The breadth of the NEO's responsibilities • Pay competitive to market 	Metrics and weightings of each: <ul style="list-style-type: none"> • EPS (25%) • ROIC (25%) • Revenue (20%) • Individual Strategic KPIs and ESG Goals (30%) 	Metrics used to determine PSUs earned: <ul style="list-style-type: none"> • EBITA Margin Percent (OPMP for PSU grants prior to 2022) • Average EBITA "gate" - If average EBITA does not meet a certain pre-determined dollar "gate" over the performance period, maximum payout cannot exceed more than 100% of target. • KPI modifier - For PSUs granted in 2023, final PSU payout can increase or decrease by up to 30% based on Committee's assessment of achievement of pre-established strategic growth objectives. Modifier cannot be used to adjust total payout below threshold or above outstanding. 	Value of RSUs is correlated to stock price.		
For More Information	Page 44	Page 44	Page 48	Page 50		

[Table of Contents](#)

1 BOARD OF DIRECTORS	2 GOVERNANCE & SUSTAINABILITY	3 EXECUTIVE COMPENSATION	4 AUDIT COMMITTEE	5 INFORMATION ABOUT STOCK OWNERSHIP	6 PROPOSALS TO BE VOTED ON	7 MEETING INFORMATION
-----------------------------	--------------------------------------	---------------------------------	--------------------------	--	-----------------------------------	------------------------------

COMPENSATION DISCUSSION AND ANALYSIS

In addition to the above, below are other important elements of our executive compensation program along with a brief description of each:

	DESCRIPTION	FOR MORE INFORMATION
Qualified Retirement Plans	Although we maintain a qualified 401(k) plan in the United States, our NEOs are not eligible to participate (except as described in the following sentence) because of limitations on participation by highly compensated employees under the rules governing such plans. NEOs are eligible to participate only in the first year of their employment (after which they are eligible to participate in the nonqualified savings plan) and in making catch-up contributions for individuals over the age of 50.	Page 50
Nonqualified Savings Plan ("NQSP")	Used to provide NEOs with reasonably competitive benefits to those in the competitive market. NEOs are eligible to participate after the first year of employment.	Page 50
Career Shares	Used selectively by the Committee as an incentive in the form of long-dated RSUs, typically with a five-year year vesting date, as needed to attract and retain executives. The Committee makes infrequent use of this compensation element and determines each year whether to make any such awards.	Page 50
Other Benefits	The Committee confers limited additional benefits to NEOs. These include financial planning reimbursement, broad-based automobile benefits, participation in broad-based employee benefit plans, and certain other benefits required by local law or driven by market practice.	Page 51

Table of Contents

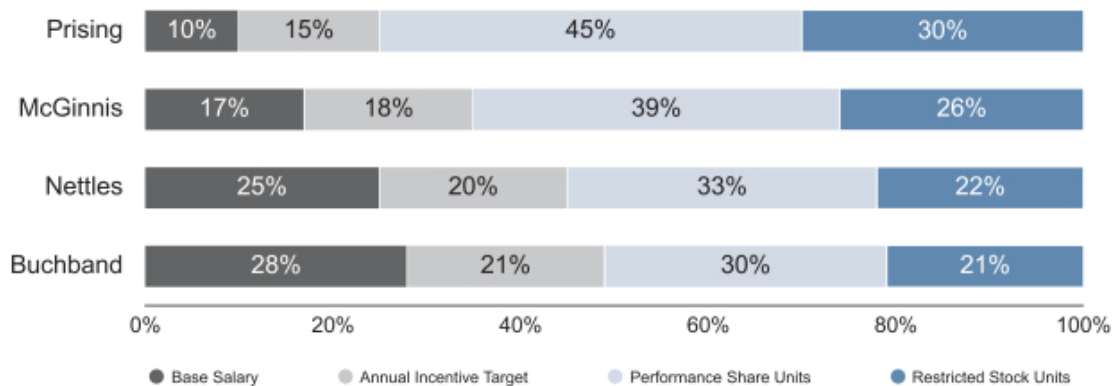
1 BOARD OF DIRECTORS	2 GOVERNANCE & SUSTAINABILITY	3 EXECUTIVE COMPENSATION	4 AUDIT COMMITTEE	5 INFORMATION ABOUT STOCK OWNERSHIP	6 PROPOSALS TO BE VOTED ON	7 MEETING INFORMATION
-----------------------------	--------------------------------------	---------------------------------	--------------------------	--	-----------------------------------	------------------------------

COMPENSATION DISCUSSION AND ANALYSIS

Target Total Compensation

Target total compensation is the value of the compensation package that is intended to be delivered based on performance against pre-established goals. The following chart illustrates for each of the NEOs the composition of his or her target total compensation for 2023.

2023 Target Compensation Components



The Committee's compensation consultant, Mercer, provides the Committee with market data that is used in setting target levels for compensation for the NEOs. Actual compensation paid out to the NEOs in a given year may vary significantly from the target levels depending on the actual performance achieved under the pre-established financial and operating goals set by the Committee.

This table outlines the values of each of the NEOs' total target compensation values and the percentage that is variable (both short- and long-term) and performance-based (both short- and long-term).

2023 NEO Target Compensation

NEO	BASE SALARY \$	ANNUAL INCENTIVE \$	PERFORMANCE SHARE UNITS \$	RESTRICTED STOCK UNITS \$	TOTAL 2023 TARGET COMP \$	% TOTAL 2023 TARGET COMP VARIABLE(1)	% TOTAL 2023 TARGET COMP PERFORMANCE-BASED(2)
Jonas Prising	1,300,000	2,080,000	6,240,009	4,160,006	13,780,015	90 %	60 %
John T. McGinnis	769,153	846,068	1,800,021	1,200,014	4,615,256	83 %	57 %
Michelle S. Nettles	600,000	450,000	749,982	499,988	2,299,970	75 %	53 %
Richard Buchband	556,973	417,730	600,007	400,005	1,974,715	72 %	52 %

(1) Includes annual incentive, PSUs and RSUs.

(2) Includes annual incentive and PSUs.

The Committee also considers how much incentive compensation is short-term in nature, and how much is long-term, with the intention that a significant portion of incentive compensation be based on the long-term performance of the Company. This reduces the risk that executives will place too much focus on short-term achievements to the detriment of the long-term success of the Company.

Table of Contents

1 BOARD OF DIRECTORS	2 GOVERNANCE & SUSTAINABILITY	3 EXECUTIVE COMPENSATION	4 AUDIT COMMITTEE	5 INFORMATION ABOUT STOCK OWNERSHIP	6 PROPOSALS TO BE VOTED ON	7 MEETING INFORMATION
-----------------------------	--------------------------------------	---------------------------------	--------------------------	--	-----------------------------------	------------------------------

COMPENSATION DISCUSSION AND ANALYSIS

Market Positioning: 2023 Target Compensation in the Competitive Marketplace

How We Determine the Competitive Market: Challenges in Identifying a Relevant Peer Group

The Committee devotes considerable effort to identifying an appropriate competitive market for benchmarking our executive compensation. The Committee has determined that simply benchmarking against other U.S. companies in our industry would not yield a meaningful peer group. We present a different profile, being significantly larger, more complex, and more global in scope than other U.S.-listed companies in our industry:

- Our two largest competitors, Adecco and Randstad, are based in Europe, and although we review available compensation data for these two companies, their pay practices are different and disclosure practices differ.
- Our nearest U.S. public competitor had much smaller revenue — approximately \$6 billion in 2023 compared to our revenue of nearly \$19 billion — and the other U.S. public competitors are even smaller.

Mercer has confirmed to the Committee that attempting to use such competitors would not produce relevant data for benchmarking purposes.

The 2023 Peer Group

For 2023, Mercer continued to use the peer group methodology the Committee adopted in 2022 to create greater comparability to the Company's business. The methodology includes the following factors: (i) similar size to ManpowerGroup in revenues, or market capitalization; (ii) companies in the service sector and with global footprints and comparable margin profiles; and (iii) companies where ManpowerGroup is identified as a peer company by the issuer or by proxy advisory firms. This peer group of 23 companies, which is the same as the peer group used in 2022, is designed to align with these priorities on a composite basis.

2023 Peer Group Companies		
Aramark	EOG Resources, Inc.	Nucor Corporation
Baker Hughes Co.	Fluor Corporation	PACCAR Inc.
CBRE Group, Inc.	General Mills, Inc.	Textron Inc.
CDW Corp.	Genuine Parts Co	The Clorox Co.
CH Robinson Worldwide Inc.	Hewlett Packard Enterprise Co.	The Gap, Inc.
Cummins Inc.	International Paper Company	Western Digital Corporation
Dollar Tree, Inc.	Jacobs Engineering Group Inc.	WW Grainger Inc.
DXC Technology Company	Kohl's Corporation	

Additional Data Sources

The Committee also uses data from U.S. compensation surveys published by Mercer and other third-party data providers that are recommended by Mercer as a means to evaluate compensation for certain NEO positions. The CEO and CFO positions were only compared to companies within the peer group for 2023. Compensation for global functional leaders was compared against compensation survey data recommended by Mercer for executives with similar roles and responsibilities. Ms. Nettles's position was compared to a composite of U.S. compensation survey data of Chief Human Resources Officers and top functional officers within the peer group for 2023. Mr. Buchband's position was compared with U.S. compensation survey data of legal executives.

Assessing Individual Factors

An individual NEO's total compensation or any element of compensation may be adjusted upwards or downwards relative to the competitive market based on a subjective consideration of the NEO's experience, potential, tenure and results (individual and relevant organizational results), the NEO's historical compensation, and any retention concerns. The Committee uses a historical compensation report to review the compensation and benefits provided to each NEO in connection with its compensation decisions concerning that NEO.

Table of Contents

1	BOARD OF DIRECTORS	2	GOVERNANCE & SUSTAINABILITY	3	EXECUTIVE COMPENSATION	4	AUDIT COMMITTEE	5	INFORMATION ABOUT STOCK OWNERSHIP	6	PROPOSALS TO BE VOTED ON	7	MEETING INFORMATION
---	--------------------	---	-----------------------------	---	------------------------	---	-----------------	---	-----------------------------------	---	--------------------------	---	---------------------

COMPENSATION DISCUSSION AND ANALYSIS

The Committee's Decision-Making Process

The Committee determines the CEO's compensation levels, including base salary, establishing and determining the achievement of the financial goals and Strategic KPIs and ESG Goals for the annual cash incentives, and any equity-based compensation awards. Generally, the CEO establishes and recommends the achievement of the goals and objectives for the annual incentives for the other NEOs, with the Committee making the final determinations. Similarly, the CEO generally recommends to the Committee any salary adjustments, cash incentive awards or equity-based awards for the other NEOs, which are then evaluated and determined by the Committee. Mercer provides input to the Committee regarding the final compensation for all of the NEOs. This input reflects the Company's performance results for 2023, external market references against the peer group, internal compensation references and the individual performance of each of the NEOs. Under the Committee's charter, compensation for our CEO and CFO is subject to ratification by the board of directors. Accordingly, the board of directors ratified the determinations for Mr. Prising and Mr. McGinnis.

Components of the 2023 Executive Compensation Program — Base Salary

Base salaries for NEOs are set based on base salaries paid in the relevant competitive market, for the particular position, subject to individual performance factors as described earlier.

Base salary levels affect the value of the annual incentive awarded to the NEOs because the incentive is awarded as a percentage of base salary. A higher base salary will result in a higher annual incentive, assuming the same level of achievement against goals. The level of severance benefits each NEO may receive is also increased if his or her salary is increased. The value of long-term incentive awards is not determined as a multiple of base salary. All of the NEOs received an increase between 3% and 6% in base salary in 2023 to better align with the competitive market for their roles.

Components of the 2023 Executive Compensation Program — Annual Cash Incentives

The Incentive Plan provides for the payment of annual cash rewards to a participant based on the Company's attainment of one or more financial goals and Strategic KPIs and ESG Goals established for that participant for the relevant year. Incentive amounts are based on achievement of pre-established goals using these metrics. The financial goals include EPS, ROIC and Revenue. The Strategic KPIs and ESG Goals are tied to broad strategic or operational initiatives.

How EPS, ROIC and Revenue are Calculated

The annual cash incentives for NEOs for 2023 are based on three objective factors — EPS, ROIC, Revenue — and individual Strategic KPIs and ESG Goals. When setting the 2023 targets, which occurred in mid-February 2023, the Committee determined that certain items should be excluded from our performance metrics as described in the calculations below:

- **EPS** — net earnings per share — diluted, including net earnings from continuing and discontinued operations, but excluding the impact of currency, any changes in accounting principles during the performance period, restructuring charges net of related savings, extraordinary items, goodwill impairment or the benefit of current year share repurchases in excess of dilution. Earnings per share are further adjusted for the following items: tax or regulatory law changes, accounting adjustments related to acquisitions or dispositions where the Company previously held ownership interest, non-operational, non-cash charges related to pension settlements and non-recurring adjustments exceeding \$10 million pertaining to prior periods.
- **ROIC** — consolidated net operating profit after taxes divided by average capital. Net operating profit equals earnings before income taxes plus net interest expense and goodwill impairment (including the results of continuing and discontinued operations) minus income taxes, excluding the impact of currency and restructuring charges net of related saving. ROIC is further adjusted for the following items: changes in accounting principles during the performance period, extraordinary items, restructuring charges net of related savings, tax or regulatory law changes, adjustments related to acquisitions or dispositions where the Company previously held an ownership interest, non-operational, non-cash charges related to pension settlements and non-recurring adjustments exceeding \$10 million pertaining to prior periods. Average capital is the average monthly ending balance of capital employed plus or minus certain adjustments.
- **Revenue** — Revenue during the period, including continued and discontinued operations. Revenue is adjusted to exclude the impact of currency, changes in client contracts that result in a change from gross to net accounting and the same adjustments as made to EPS, as applicable.

Table of Contents

1 BOARD OF DIRECTORS	2 GOVERNANCE & SUSTAINABILITY	3 EXECUTIVE COMPENSATION	4 AUDIT COMMITTEE	5 INFORMATION ABOUT STOCK OWNERSHIP	6 PROPOSALS TO BE VOTED ON	7 MEETING INFORMATION
-----------------------------	--------------------------------------	---------------------------------	--------------------------	--	-----------------------------------	------------------------------

COMPENSATION DISCUSSION AND ANALYSIS

See page 35 for a discussion of the specific items excluded from EPS, ROIC and Revenue for 2023.

The EPS target is generally based on the Company's targeted long-term growth rate for EPS, but may be adjusted year-by-year based on economic conditions and the Company's expected financial performance for the year. From that target, the Committee then sets levels for threshold and outstanding performance. The threshold EPS growth rate reflects a level of performance that is below target but still appropriate for a partial award to be earned. Conversely, the outstanding EPS growth rate reflects a level of performance appropriate for the maximum incentive to be earned. So the comparisons are valid between the two years, the growth rates are based on growth over results of the previous year excluding non-recurring items.

The ROIC target is determined based on the earnings growth reflected by the EPS target as well as consideration by the Committee of factors relating to the Company's level of capital. The Revenue target is generally based on the Company's targeted long-term growth rate for Revenue. Similar to EPS, it may be adjusted year-by-year based on economic conditions and the Company's expected financial performance for the year.

This methodology is not the same as the Company's financial budgeting or business outlook for the year. As a result, target performance for purposes of achieving an incentive award will not be the same as performance as the budgeted financial plan, which may be higher or lower than target performance depending on economic conditions and trends at the time.

Why the Company uses EPS, ROIC and Revenue

The Committee believes using EPS as a performance goal keeps the NEOs focused on producing financial results that align with shareholder interests. In that regard, ManpowerGroup is in a cyclical business, which is influenced by economic and labor market cycles that are outside of ManpowerGroup's control, and it is important that the senior executives manage short-term results closely to be able to adjust strategy and execution in quick response to external cycle changes. The Company uses ROIC as a performance goal for the NEOs because it measures how effectively our senior management is converting our services into cash. Although we are a provider of services, and not a manufacturer of products, our business is still highly capital intensive. Our requirement for capital arises from the timing characteristics of our business. We typically pay our associates and consultants before we can bill and collect from our clients. Using an ROIC metric incentivizes our executives to carefully manage our accounts receivable and other capital investments in order to maximize the return on capital deployed. Our goal is to continuously improve our internal capital employed each year resulting in stable to improving ROIC. The Company uses Revenue as a performance goal in order to incentivize top-line growth, in addition to profitability. The percentage weightings of each of the metrics is as follows:

METRIC	2023 WEIGHTING	
EPS Goal	25.0	%
ROIC Goal	25.0	%
Revenue Goal	20.0	%
Strategic KPIs and ESG Goals	30.0	%
Total	100.0	%

The 2023 EPS, ROIC and Revenue Goals

For 2023, the Committee continued its practice of setting threshold, target and outstanding goals for EPS and ROIC that were based on its view of appropriate rates of EPS growth based on prior year achievement. Similarly, the Committee set threshold, target and outstanding goals for Revenue that were based on its view of appropriate Revenue growth. The Committee believed the threshold levels for EPS, ROIC and Revenue were the minimum levels at which it would be appropriate to earn an incentive, based on global economic conditions as they existed at the time when the goals were set in mid-February 2023. Each year the Committee sets targets based on macroeconomic factors and the Company's business outlook for the coming year and does so independently of where the target levels have been set for the prior year. Given the cyclical nature of our business, this may result in targets being set lower than for the prior year, which was the case for 2023 where the Committee assumed continued deterioration in global economic conditions during 2023.

Table of Contents

1 BOARD OF DIRECTORS	2 GOVERNANCE & SUSTAINABILITY	3 EXECUTIVE COMPENSATION	4 AUDIT COMMITTEE	5 INFORMATION ABOUT STOCK OWNERSHIP	6 PROPOSALS TO BE VOTED ON	7 MEETING INFORMATION
-----------------------------	--------------------------------------	---------------------------------	--------------------------	--	-----------------------------------	------------------------------

COMPENSATION DISCUSSION AND ANALYSIS

The following table shows the EPS, ROIC and Revenue goals established by the Committee for 2023:

METRIC	THRESHOLD		TARGET		OUTSTANDING	
PAYOUT AS A % OF TARGET	ALL NEOs: 33% (1)		ALL NEOs: 100%		ALL NEOs: 200%	
EPS (weighted 25%)	\$	7.01	\$	8.88	\$	10.02
ROIC (weighted 25%)		11.2 %		13.8 %		15.4 %
Revenue (in billions) (weighted 20%)	\$	18.8	\$	20.0	\$	20.6

(1) For 2023, the Committee increased the threshold payout opportunity for the CEO and CFO to 33% from 25% to align with the other NEOs.

Annual Incentive Award Opportunities

The following table shows the total annual incentive award opportunities by NEO shown as a percentage of base salary:

NEO	THRESHOLD AS A PERCENTAGE OF SALARY		TARGET AS A PERCENTAGE OF SALARY		OUTSTANDING AS A PERCENTAGE OF SALARY	
Jonas Prising	53.0	%	160.0	%	320.0	%
John T. McGinnis	37.0	%	110.0	%	220.0	%
Michelle S. Nettles	25.0	%	75.0	%	150.0	%
Richard Buchband	25.0	%	75.0	%	150.0	%

2023 Strategic KPIs and ESG Goals and Annual Incentive Award Payouts

Jonas Prising

The Strategic KPIs and ESG Goals comprise 30% of the total annual incentive for Mr. Prising and were as follows for 2023:

- Execute strategic initiatives focused on digitization and transformation of the business
- Diversify the business within the Company's various brands
- Strengthen global governance model, develop a robust and diverse talent pipeline, including deepening capabilities of employees and strengthen DEIB/ESG leadership position within the industry
- Advance various technology pilots and tools to drive innovation and increase productivity

The Committee determined that Mr. Prising did not earn a cash incentive award for 2023 for the EPS and ROIC performance goals as actual results for the year were below the threshold level. It determined Mr. Prising earned an award for the Revenue performance goal between the threshold and target levels as actual results were slightly above threshold. Additionally, the Committee approved an incentive award to Mr. Prising based on its determination of the level of performance towards achievement of his various Strategic KPIs and ESG Goals. Based on these results, the Committee determined the amount of the 2023 award to be paid to Mr. Prising to be \$727,047. The following table illustrates Mr. Prising's 2023 achievement of the performance targets in relation to the payment of his 2023 award:

	PERFORMANCE LEVEL	PERCENTAGE OF 2023 SALARY		AMOUNT EARNED
EPS Goal	Below Threshold	0.0	%	\$0
ROIC Goal	Below Threshold	0.0	%	\$0
Revenue Goal	Below Target	14.2	%	\$184,167
Strategic KPIs and ESG Goals	Below Target	41.8	%	\$542,880
Total Incentive		56.0	%	\$727,047

See page 35 for a calculation of the 2023 financial metrics, including the impact of the certain items excluded.

[Table of Contents](#)

1 BOARD OF DIRECTORS	2 GOVERNANCE & SUSTAINABILITY	3 EXECUTIVE COMPENSATION	4 AUDIT COMMITTEE	5 INFORMATION ABOUT STOCK OWNERSHIP	6 PROPOSALS TO BE VOTED ON	7 MEETING INFORMATION
-----------------------------	--------------------------------------	---------------------------------	--------------------------	--	-----------------------------------	------------------------------

COMPENSATION DISCUSSION AND ANALYSIS

John T. McGinnis

The Strategic KPIs and ESG Goals comprise 30% of the total annual incentive for Mr. McGinnis and were as follows for 2023:

- Continue to progress the technology and transformation roadmaps within global finance function
- Advance the Company's growth strategy in certain brands
- Develop a robust and diverse talent pipeline within the global finance function
- Deepen leadership impact to meet or exceed certain strategic and operational goals

The Committee determined that Mr. McGinnis did not earn a cash incentive award for 2023 for the EPS and ROIC performance goals as actual results for the year were below the threshold level. It determined Mr. McGinnis earned an award for the Revenue performance goal between the threshold and target levels as actual results were slightly above threshold. Additionally, the Committee approved an incentive award to Mr. McGinnis based on its determination of the level of performance towards achievement of his various Strategic KPIs and ESG Goals. Based on these results, the Committee determined the amount of the 2023 award to be paid to Mr. McGinnis to be \$296,354. The following table illustrates Mr. McGinnis's 2023 achievement of the performance targets in relation to the payment of his 2023 award:

	PERFORMANCE LEVEL	PERCENTAGE OF 2023 SALARY		AMOUNT EARNED
EPS Goal	Below Threshold	0.0	%	\$0
ROIC Goal	Below Threshold	0.0	%	\$0
Revenue Goal	Below Target	9.8	%	\$75,608
Strategic KPIs and ESG Goals	Below Target	28.7	%	\$220,746
Total Incentive		38.5	%	\$296,354

Michelle S. Nettles

The Strategic KPIs and ESG Goals comprise 30% of the total annual incentive for Ms. Nettles and were as follows for 2023:

- Continue to execute diversification initiatives within certain brands
- Progress the Company's talent strategy, including deepening the talent pipeline and increasing gender diversity at the leadership level
- Progress change management efforts to accelerate digitization strategy
- Advance organizational effectiveness

The Committee determined that Ms. Nettles did not earn a cash incentive award for 2023 for the EPS and ROIC performance goals as actual results for the year were below the threshold level. It determined Ms. Nettles did earn an award for the Revenue performance goal between the threshold and target levels as actual results were slightly above threshold. Additionally, the Committee approved an incentive award to Ms. Nettles based on its determination of the level of performance towards achievement of her various Strategic KPIs and ESG Goals. Based on these results, the Committee determined the amount of the 2023 award to be paid to Ms. Nettles to be \$160,020. The following table illustrates Ms. Nettles's 2023 achievement of the performance targets in relation to the payment of her 2023 award:

	PERFORMANCE LEVEL	PERCENTAGE OF 2023 SALARY		AMOUNT EARNED
EPS Goal	Below Threshold	0.0	%	\$0
ROIC Goal	Below Threshold	0.0	%	\$0
Revenue Goal	Below Target	6.7	%	\$40,020
Strategic KPIs and ESG Goals	Below Target	20.0	%	\$120,000
Total Incentive		26.7	%	\$160,020

Table of Contents

1 BOARD OF DIRECTORS	2 GOVERNANCE & SUSTAINABILITY	3 EXECUTIVE COMPENSATION	4 AUDIT COMMITTEE	5 INFORMATION ABOUT STOCK OWNERSHIP	6 PROPOSALS TO BE VOTED ON	7 MEETING INFORMATION
-----------------------------	--------------------------------------	---------------------------------	--------------------------	--	-----------------------------------	------------------------------

COMPENSATION DISCUSSION AND ANALYSIS

Richard Buchband

The Strategic KPIs and ESG Goals comprise 30% of the total annual incentive for Mr. Buchband and were as follows for 2023:

- Continue to provide strong leadership and strategic direction to global legal function worldwide
- Develop a robust and diverse talent pipeline within the legal function, including deepening capabilities of employees
- Serve as trusted advisor to the board of directors and executive team
- Continue to refine and develop legal workstream processes to advance various strategic initiatives

The Committee determined that Mr. Buchband did not earn a cash incentive award for 2023 for the EPS and ROIC performance goals as actual results for the year were below the threshold level. It determined Mr. Buchband earned an award for the Revenue performance goal between the threshold and target levels as actual results were slightly above threshold. Additionally, the Committee approved an incentive award to Mr. Buchband based on its determination of the level of performance towards achievement of his various Strategic KPIs and ESG Goals. Based on these results, the Committee determined the amount of the 2023 award to be paid to Mr. Buchband to be \$148,545. The following table illustrates Mr. Buchband's 2023 achievement of the performance targets in relation to the payment of his 2023 award:

	PERFORMANCE LEVEL	PERCENTAGE OF 2023 SALARY		AMOUNT EARNED
EPS Goal	Below Threshold	0.0	%	\$0
ROIC Goal	Below Threshold	0.0	%	\$0
Revenue Goal	Below Target	6.7	%	\$37,150
Strategic KPIs and ESG Goals	Below Target	20.0	%	\$111,395
Total Incentive		26.7	%	\$148,545

Components of the 2023 Executive Compensation Program — Long-Term Incentives

Each year the Committee determines the appropriate mix of PSUs and RSUs that should comprise the long-term incentives for the NEOs. This flexibility allows the Committee to tailor its program to create the incentive structure that it believes will best align executive performance and the needs of the Company. The Committee determined for 2023 that the annual grant of long-term awards to the NEOs should be made up of 60% PSUs and 40% RSUs.

The Committee generally determines and approves equity awards to the NEOs and the related vesting schedules, at its regularly scheduled meeting in February each year, and as required under the Committee's charter, subject to ratification by the board of directors in the case of Mr. Prising and Mr. McGinnis. The equity awards and related vesting schedules for Messrs. McGinnis and Buchband and Ms. Nettles are generally based on recommendations by Mr. Prising. The Committee may make grants to NEOs at other times during the year, as it deems appropriate.

The PSUs and RSUs awarded in 2023 have the characteristics below. The specific long-term incentive grants for each officer are shown in the Grants of Plan Based Awards table on page 55.

Performance Share Units

For the PSUs granted in 2023, vesting is based on achievement of a pre-established goal for average annual EBITA Margin Percent, over a three-year period ending December 31, 2025. EBITA Margin Percent measures operating efficiency without the impact of amortization while continuing to focus executive officers on the long-term profitability of the Company.

The Committee also included a KPI modifier that can increase or decrease the final PSU payout (which will be determined based on the EBITA margin for the performance period and the performance gate described below) by up to 30%, but not more than the outstanding award or less than the threshold award. Under this feature, the Committee established strategic growth objectives and will evaluate how

Table of Contents

1 BOARD OF DIRECTORS	2 GOVERNANCE & SUSTAINABILITY	3 EXECUTIVE COMPENSATION	4 AUDIT COMMITTEE	5 INFORMATION ABOUT STOCK OWNERSHIP	6 PROPOSALS TO BE VOTED ON	7 MEETING INFORMATION
-----------------------------	--------------------------------------	---------------------------------	--------------------------	--	-----------------------------------	------------------------------

COMPENSATION DISCUSSION AND ANALYSIS

well management has performed against those pre-established strategic growth objectives during the three-year period of the PSUs. The number of shares earned will vest and be settled in common stock in February 2026, after the Committee determines the achievement of the performance goals and assesses the achievement of the strategic growth objectives. The specific strategic growth objectives are summarized below.

How the Company Sets EBITA Margin Percent Goals

The following table shows the goals established by the Committee in February 2023 for the three-year performance period for these PSUs and the associated payout percentage:

	THRESHOLD		TARGET		OUTSTANDING	
EBITA Margin Percent 2023-2025	1.00	%	3.80	%	4.10	%
Payout Percentage	0.0	%	100.0	%	200.0	%

To determine the average EBITA Margin Percent at the end of the three-year period, the actual performance results from each year will be averaged to determine the three-year average performance results. The final award will be determined by using the payout scale relative to the average performance.

When determining the financial goals for the 2023 grant, the Committee determined certain items would be excluded from the EBITA Margin Percent calculation, as described in the following calculation:

- **EBITA Margin Percent** — annual operating profit plus amortization, divided by revenue from services, with adjustments to be made (a) to reverse the impact of a change in accounting principles during the performance period, or (b) for any of the following items: extraordinary items, goodwill impairment, nonrecurring restructuring charges, tax or regulatory law changes, adjustments related to acquisitions or dispositions where the Company previously held an ownership interest, any change in client contracts that result in a change from gross to net revenue accounting, non-recurring adjustments exceeding \$10 million pertaining to prior periods. If an adjustment relates to an accrual from a prior period deemed an appropriate change in estimate in the current period, the adjustment impact will only be for the amount in excess of \$10 million.

Our business is historically cyclical and is impacted by numerous macroeconomic conditions. The Committee sets each year's target levels at the beginning of the year, based on both macroeconomic factors and the Company's business outlook for the coming year, and does so independently of where the target levels have been set for the prior year. Given the cyclical nature of our business, this may result in targets being set lower than for the prior year, which was the case for 2023 where the Committee assumed continued deterioration in global economic conditions during 2023.

An EBITA "gate" was also established for the PSUs to ensure EBITA margins are achieved without significantly decreasing revenues. This gate was set at \$636.0 million, meaning participants cannot receive more than 100% of the target level payout unless average EBITA for the 2023-2025 performance period exceeds \$636.0 million.

As mentioned above, the Committee included a KPI modifier to the final PSU payout that can increase or decrease the final PSU payout by up to 30%. At the end of the 3-year PSU vesting period, the Committee will assess the achievement of the strategic growth objectives and may increase or decrease the PSU payout percent (that was determined based on the EBITA Margin Percent for the performance period and the gate) by an amount up to 30% based on strategic growth objectives over the 3-year life of the award. The KPI modifier cannot decrease the payout below the threshold level nor increase the payout above the outstanding level. The following are the strategic growth objectives set by the Committee for 2023:

- Strengthen global governance model, grow the succession pipeline, broaden and deepen capabilities of our people to capitalize on digitization and strengthen DEI and ESG leadership within the industry;
- Complete technology and transformation transition and strengthen digital brand and cyber security posture;
- Advance MyPath, global analytics and AI capabilities and execute diversification pilots for scalability; and
- Execute acceleration plan for growth within certain brands, accelerate skills specialization and shift business mix to accelerate growth.

[Table of Contents](#)

1 BOARD OF DIRECTORS	2 GOVERNANCE & SUSTAINABILITY	3 EXECUTIVE COMPENSATION	4 AUDIT COMMITTEE	5 INFORMATION ABOUT STOCK OWNERSHIP	6 PROPOSALS TO BE VOTED ON	7 MEETING INFORMATION
-----------------------------	--------------------------------------	---------------------------------	--------------------------	--	-----------------------------------	------------------------------

COMPENSATION DISCUSSION AND ANALYSIS

Shares Earned under the 2021 Annual PSU Grant

As disclosed in previous years, in light of the uncertain environment in February 2021, the Committee departed from its customary use of a three-year performance period and instead used a one-year performance period, based on pre-established goals for OPMP for 2021, with a three-year holding period from the date of grant and application of the KPI modifier. Based on OPMP for the one-year period of 2021 of 2.97%, the Committee determined the 2021 Annual PSU Grant vested at the outstanding level before consideration of KPIs. The operating profit dollar gate was also reached. The Committee used negative discretion in applying the KPI modifier to reduce the final PSU payout to 195% of target. These shares were vested and were settled in common stock in February 2024, after the Committee determined the achievement of the performance goals. The number of shares earned for each of the NEOs is as follows:

NEO	PSUs GRANTED AT TARGET(#)	PSUs EARNED(#)
Jonas Prising	64,872	126,500
John T. McGinnis	19,462	37,951
Michelle S. Nettles	6,488	12,652
Richard Buchband	5,190	10,121

Changes in 2024 - Introduction of Relative Total Shareholder Return Modifier

Starting with the PSUs awarded to the NEOs in February 2024, the Committee has introduced a modifier based on relative Total Shareholder Return ("rTSR") in lieu of the prior Strategic KPIs and ESG Goals modifier. Under these awards, the number of shares that may be earned upon vesting of the PSUs can be increased or decreased based on the Company's total shareholder return relative to a group of approximately 15 peer companies over the three-year performance period. The 15-company rTSR peer group consists of companies within our industry that have similar performance characteristics and is different from the peer group used for benchmarking purposes.

Restricted Stock Units

The Committee uses RSUs to align the interests of the NEOs with long-term shareholder value and add balance to the compensation program as they provide both upside potential and downside risk. In addition, RSUs provide a retention incentive to the NEOs to remain with the Company through the vesting date. The RSUs have a three-year cliff vest.

Career Shares, Retirement and Deferred Compensation Plans

Career Shares

The Committee selectively grants career shares in the form of long-dated RSUs, typically five years, as needed to attract and retain executives. These career shares vest completely on a single date several years into the future. The Committee makes infrequent use of this compensation element and determines each year whether to make any such grants. None of the NEOs received career shares in 2023.

Retirement and Deferred Compensation Plans

ManpowerGroup maintains tax-qualified 401(k) plans for its U.S. employees. For compliance reasons, once an executive is deemed to be "highly compensated" within the meaning of Section 414(q) of the Internal Revenue Code, the executive is no longer eligible to participate in ManpowerGroup's 401(k) plans except in their first year of employment or for "catch-up" contributions for employees over 50. ManpowerGroup maintains a separate non-qualified savings plan for "highly compensated" employees, including eligible executives. The non-qualified plan provides similar benefits to the tax-qualified 401(k) plans, including a Company match and enhanced matching contribution. The non-qualified savings plan also permits the Company to provide a discretionary profit-sharing contribution to participants.

Furthermore, the plan benefits are unsecured and subject to risk of forfeiture in bankruptcy. The Committee maintains this program in an effort to provide NEOs with reasonably competitive benefits to those in the competitive market.

Table of Contents

1 BOARD OF DIRECTORS	2 GOVERNANCE & SUSTAINABILITY	3 EXECUTIVE COMPENSATION	4 AUDIT COMMITTEE	5 INFORMATION ABOUT STOCK OWNERSHIP	6 PROPOSALS TO BE VOTED ON	7 MEETING INFORMATION
-----------------------------	--------------------------------------	---------------------------------	--------------------------	--	-----------------------------------	------------------------------

COMPENSATION DISCUSSION AND ANALYSIS

Other Benefits

The NEOs are provided health and dental coverage, company-paid term life insurance, disability insurance, paid time off, and paid holiday programs applicable to other employees in their locality. These rewards are designed to be competitive with overall market practices, while keeping them at a reasonable level.

ManpowerGroup also reimburses NEOs for financial planning and tax preparation services as well as annual executive physicals. In addition, ManpowerGroup provides an auto allowance to approximately 300 management employees in the U.S., including the U.S.-based NEOs. All of the NEOs received an auto allowance for 2023.

Severance Agreements

ManpowerGroup has entered into severance agreements (which include change of control benefits) with each of the NEOs. These severance agreements are more fully described on pages 62-63. The Committee believes that severance and change of control policies are necessary to attract and retain senior talent in a competitive market. The Committee also believes that these agreements benefit ManpowerGroup because they clarify the NEOs' terms of employment and protect ManpowerGroup's business during an acquisition. Furthermore, the Committee believes that change of control benefits, if structured appropriately, allow the NEOs to focus on their duties and responsibilities during an acquisition.

The agreements do not provide for any tax gross up payments and require a double trigger in order for our NEOs to receive benefits following a change in control.

Governance Features of Our Executive Compensation Programs

We Have Stock Ownership Guidelines for Executive Officers

The Committee believes that NEOs should hold a meaningful stake in ManpowerGroup to align their economic interests with those of other shareholders. To that end, the Committee adopted stock ownership guidelines that currently require each executive to own a target number of shares based on a salary multiple, dependent on the NEO's position. Under the guidelines, the Committee takes into account actual shares owned by the executive, unvested RSUs, and unvested PSUs calculated at the threshold level. The Committee does not consider any unexercised stock options or PSUs above the threshold level held by the NEOs. As all of the executives' outstanding unvested PSUs have a threshold level of 0%, these do not contribute to calculating an executive's ownership of shares. Additionally, to enforce our stock ownership policies, we limit the ability of executive officers to sell equity until they are in compliance with the guidelines. An executive who has not yet met, or who falls below, the stock ownership guidelines, is required to hold 50% of the shares received from the exercise of stock options or the vesting of RSUs or PSUs until the ownership guidelines have been satisfied. The following table shows the status as of December 31, 2023, of each of the NEOs.

NEO	TARGET AS A MULTIPLE OF SALARY	TARGET VALUE\$(1)	TARGET NUMBER OF SHARES(2)	NUMBER OF SHARES HELD AS OF DECEMBER 31, 2023(2)	STATUS AS OF DECEMBER 31, 2023
Jonas Prising	6	6,600,000	94,011	468,881	✓
John T. McGinnis(2)	4	2,400,000	32,994	96,636	✓
Michelle S. Nettles(2)	3	1,650,000	22,968	46,055	✓
Richard Buchband	2	910,000	12,962	23,983	✓

- (1) The target values were set as of May 1, 2014, for all NEOs except Mr. McGinnis and Ms. Nettles. Under the policy, executive officers have five years from January 1, 2014, to attain the targeted ownership levels or five years from date of hire for executive officers that were hired after January 1, 2014.
- (2) The target values for Mr. McGinnis and Ms. Nettles are based on each of their base salaries and stock price on their dates of hire.

We Have a Clawback Policy

In 2023, the Committee adopted the Senior Executive Compensation Recovery Policy (the "Senior Recovery Policy"), which adheres to the listing standards of the NYSE and the rules of the SEC and replaced the clawback policy the Company had previously adopted in 2012. The Senior Recovery Policy applies to the NEOs as well as certain other senior leaders within the Company. Under the Senior

[Table of Contents](#)

1	BOARD OF DIRECTORS	2	GOVERNANCE & SUSTAINABILITY	3	EXECUTIVE COMPENSATION	4	AUDIT COMMITTEE	5	INFORMATION ABOUT STOCK OWNERSHIP	6	PROPOSALS TO BE VOTED ON	7	MEETING INFORMATION
----------	---------------------------	----------	--	----------	-------------------------------	----------	------------------------	----------	--	----------	---------------------------------	----------	----------------------------

COMPENSATION DISCUSSION AND ANALYSIS

Recovery Policy, in the event the Company is required to prepare an accounting restatement due to material noncompliance with any financial reporting requirement under the federal securities laws, the Company will recover the amount of any applicable incentive-based compensation received by an executive covered by the policy during the applicable recovery period (generally the prior three completed fiscal years) that exceeds the amount that otherwise would have been received had it been determined based on the restated financial statements.

In addition to the Senior Recovery Policy, the Committee also adopted the Broad-Based Compensation Recovery Policy that applies to all employees not covered under the Senior Recovery Policy. This policy is similar to the Senior Recovery Policy except that it excludes recovery for immaterial errors to previously issued financial statements that would result in a material misstatement if the error were corrected in the current period, also known as little “r” restatements.

Our Insider Trading Policy Prohibits Hedging, Pledging and Short-Sale Transactions

Under ManpowerGroup’s Insider Trading Policy, all directors, officers and employees of the Company and their respective household members (collectively, “Covered Persons”), including any entities influenced or controlled by a Covered Person, are prohibited from engaging in short sales or hedging transactions involving ManpowerGroup securities, including forward sale or purchase contracts, equity swaps or exchange funds. Covered Persons are also prohibited from engaging in puts, calls or other options or derivative instruments involving ManpowerGroup securities. Further, we do not allow Covered Persons to pledge ManpowerGroup securities at any time, which includes having ManpowerGroup stock in a margin account or using ManpowerGroup stock as collateral for a loan.

Material Tax Implications of the Executive Compensation Program

Tax Implications for ManpowerGroup

Section 162(m) of the Internal Revenue Code generally disallows a tax deduction to public corporations for compensation over \$1,000,000 paid in any tax year to any “covered employee.” Covered employees include the corporation’s CEO, CFO and each of its three most highly compensated NEOs (other than the CEO and CFO) regardless of whether they were in service as of the end of any such tax year.

Further, for each NEO whose compensation was or is subject to this limitation in 2017 or any later tax year, that officer’s compensation will remain subject to this annual deductibility limitation for any future tax year in which he or she receives compensation from ManpowerGroup, regardless of whether he or she remains a NEO.

Accordingly, ManpowerGroup is only able to deduct up to \$1,000,000 per year of the compensation payable to any of our NEOs who is a “covered employee” as determined under Section 162(m), except to the extent that transition relief for grandfathered arrangements that were in effect on November 2, 2017, if applicable, would apply to a payment.

Tax Implications for NEOs

The Committee generally seeks to structure compensation amounts and arrangements so that they do not result in penalties for the NEOs under the Internal Revenue Code. For example, Section 409A imposes substantial penalties and results in the loss of any tax deferral for nonqualified deferred compensation that does not meet the requirements of that section. The Committee has structured the elements of ManpowerGroup’s compensation program so that they are either not characterized as nonqualified deferred compensation under Section 409A or meet the distribution, timing and other requirements of Section 409A. Without these steps, certain elements of compensation could result in substantial tax liability for the NEOs. Section 280G and related provisions impose substantial excise taxes on so-called “excess parachute payments” payable to certain executives upon a change of control and results in the loss of the compensation deduction for such payments by the executive’s employer. The severance agreements with the NEOs limit the amount of the severance payment in the event that the severance payment will be subject to excise taxes imposed under Section 280G, but only where the after-tax amount received by the NEO would be greater than the after-tax amount without regard to such limitation.

[Table of Contents](#)

1	BOARD OF DIRECTORS	2	GOVERNANCE & SUSTAINABILITY	3	EXECUTIVE COMPENSATION	4	AUDIT COMMITTEE	5	INFORMATION ABOUT STOCK OWNERSHIP	6	PROPOSALS TO BE VOTED ON	7	MEETING INFORMATION
----------	---------------------------	----------	--	----------	-------------------------------	----------	------------------------	----------	--	----------	---------------------------------	----------	----------------------------

Report of the People, Culture and Compensation Committee of the Board of Directors

The people, culture and compensation committee of the board of directors of ManpowerGroup has reviewed and discussed with management the Compensation Discussion and Analysis included in this proxy statement. Based on this review and discussion, the people, culture and compensation committee recommended to the board of directors that the Compensation Discussion and Analysis be included in this proxy statement.

The People, Culture and Compensation Committee

Elizabeth P. Sartain, Chair
William Downe
William P. Gipson
Julie M. Howard
Muriel Pénicaud

People, Culture and Compensation Committee Interlocks and Insider Participation

No member of the people, culture and compensation committee has ever been an officer or employee of ManpowerGroup or any of our subsidiaries or had any relationships requiring disclosure under Item 404 of Regulation S-K. None of our executive officers have served on the compensation committee or board of directors of any company of which any of our other directors is an executive officer.

Table of Contents

1 BOARD OF DIRECTORS	2 GOVERNANCE & SUSTAINABILITY	3 EXECUTIVE COMPENSATION	4 AUDIT COMMITTEE	5 INFORMATION ABOUT STOCK OWNERSHIP	6 PROPOSALS TO BE VOTED ON	7 MEETING INFORMATION
-----------------------------	--------------------------------------	---------------------------------	--------------------------	--	-----------------------------------	------------------------------

Compensation Tables

Summary Compensation Table

The table below sets forth the compensation information for our NEOs during the fiscal years ended December 31, 2023, December 31, 2022, and December 31, 2021. All amounts are calculated in accordance with SEC disclosure rules, including amounts with respect to our equity compensation plan awards, as further described below.

NAME & PRINCIPAL POSITION	YEAR	SALARY (\$)	BONUS (\$)	STOCK AWARDS \$(1)	OPTION AWARDS \$(2)	NON-EQUITY INCENTIVE PLAN COMPENSATION (\$)	CHANGE IN PENSION VALUE AND NON-QUALIFIED DEFERRED COMPENSATION EARNINGS (\$)	ALL OTHER COMPENSATION \$(3)	TOTAL (\$)
Jonas Prising CEO	2023	1,300,000	—	10,400,015	—	727,047	—	285,291	12,712,353
	2022	1,250,000	—	10,000,045	—	1,725,310	—	148,630	13,123,985
	2021	1,250,000	—	12,000,023	2,000,022	3,475,000	—	62,790	18,787,835
John T. McGinnis CFO	2023	769,153	—	3,000,035	—	296,354	—	132,293	4,197,835
	2022	746,750	—	5,499,981	—	740,000	—	126,301	7,113,032
	2021	746,750	—	3,600,173	600,018	1,458,029	—	80,905	6,485,875
Michelle S. Nettles Chief People and Culture Officer	2023	600,000	—	1,249,970	—	160,020	—	80,354	2,090,344
	2022	566,500	—	2,500,012	—	385,000	—	67,997	3,519,509
	2021	566,500	—	1,200,150	200,014	754,181	—	46,427	2,767,272
Richard Buchband SVP, General Counsel and Secretary	2023	556,973	—	1,000,012	—	148,545	—	85,396	1,790,926
	2022	540,750	—	1,000,026	—	352,000	—	82,576	1,975,352
	2021	540,750	—	960,046	160,015	719,900	—	74,218	2,454,929

- (1) The value of stock awards in this table for all years includes the grant date fair value (calculated at the target level) for PSUs and RSUs (including career shares) as computed in accordance with Financial Accounting Standards Board ("FASB") Accounting Standards Codification ("ASC") Topic 718, "Stock Compensation." See page 55 for the breakout in the grant date fair value of PSUs and RSUs.

The grant date fair value of the 2023 PSU awards at the outstanding (maximum) level for each executive officer was:

NAME	2023 (\$)
Jonas Prising	12,480,018
John T. McGinnis	3,600,042
Michelle S. Nettles	1,499,964
Richard Buchband	1,200,014

- (2) The value of options in this table represents the grant date fair value for the stock options as computed in accordance with FASB ASC Topic 718.

Table of Contents

1 BOARD OF DIRECTORS	2 GOVERNANCE & SUSTAINABILITY	3 EXECUTIVE COMPENSATION	4 AUDIT COMMITTEE	5 INFORMATION ABOUT STOCK OWNERSHIP	6 PROPOSALS TO BE VOTED ON	7 MEETING INFORMATION
-----------------------------	--------------------------------------	---------------------------------	--------------------------	--	-----------------------------------	------------------------------

COMPENSATION TABLES

(3) Details about the amounts in the “All Other Compensation” column for fiscal year 2023 are set forth in the table below.

NAME	PERQUISITES & OTHER PERSONAL BENEFITS (\$)(A)	TAX REIMBURSEMENTS (\$)	PAYMENTS/ ACCRUALS ON TERMINATION PLANS (\$)	COMPANY CONTRIBUTIONS TO DEFINED CONTRIBUTION PLANS (\$)(B)	TOTAL OTHER COMPENSATION (\$)
Jonas Prising	36,237	—	—	249,054	285,291
John T. McGinnis	31,090	—	—	101,203	132,293
Michelle S. Nettles	31,290	—	—	49,064	80,354
Richard Buchband	32,517	—	—	52,879	85,396

(A) Except as otherwise indicated, these amounts include the value attributable to each executive’s participation in ManpowerGroup’s company car program, the cost of an annual physical, life insurance premiums paid and/or the value of financial services paid for by ManpowerGroup. None of these items individually had a value greater than \$25,000.

(B) These contributions were made by ManpowerGroup on behalf of the executive officers under the terms of the Nonqualified Savings Plan and the Company’s 401(k) Plan to the extent the NEO has made a “catch-up contribution during the year.”

Grants of Plan-Based Awards in 2023

NAME & PRINCIPAL POSITION	GRANT DATE	ESTIMATED FUTURE PAYOUTS UNDER NON-EQUITY INCENTIVE PLAN AWARDS(1)			ESTIMATED FUTURE PAYOUTS UNDER EQUITY INCENTIVE PLAN AWARDS(2)			ALL OTHER STOCK AWARDS: NUMBER OF SHARES OF STOCK OR UNITS (#)(3)	ALL OTHER OPTION AWARDS: NUMBER OF SECURITIES UNDERLYING OPTIONS (#)	EXERCISE OR BASE PRICE OF AWARDS (\$/SH)	GRANT DATE FAIR VALUE OF STOCK AND OPTION AWARDS (\$)(4)
		THRESHOLD (\$)	TARGET (\$)	MAXIMUM (\$)	THRESHOLD (#)	TARGET (#)	MAXIMUM (#)				
Jonas Prising CEO	2/17/2023	689,000	2,080,000	4,160,000	—	—	—	—	—	—	—
	2/17/2023	—	—	—	0	70,748	141,496	—	—	—	6,240,009
	2/17/2023	—	—	—	—	—	—	47,166	—	—	4,160,006
John T. McGinnis CFO	2/17/2023	284,587	846,068	1,692,137	—	—	—	—	—	—	—
	2/17/2023	—	—	—	0	20,408	40,816	—	—	—	1,800,021
	2/17/2023	—	—	—	—	—	—	13,606	—	—	1,200,014
Michelle S. Nettles Chief People and Culture Officer	2/17/2023	150,000	450,000	900,000	—	—	—	—	—	—	—
	2/17/2023	—	—	—	0	8,503	17,006	—	—	—	749,982
	2/17/2023	—	—	—	—	—	—	5,669	—	—	499,988
Richard Buchband SVP, General Counsel and Secretary	2/17/2023	139,243	417,730	835,460	—	—	—	—	—	—	—
	2/17/2023	—	—	—	0	6,803	13,606	—	—	—	600,007
	2/17/2023	—	—	—	—	—	—	4,535	—	—	400,005

(1) These amounts represent the threshold, target, and maximum annual cash incentive awards established under the Annual Incentive Plan.

(2) These amounts represent the number of PSUs that could be earned related to the PSUs granted in 2023 under the 2011 Equity Incentive Plan.

(3) Amounts represent the number of RSUs granted in 2023 under the 2011 Equity Incentive Plan.

(4) The grant date fair value of stock awards granted in 2023 that are reported in this column have been computed in accordance with FASB ASC Topic 718.

[Table of Contents](#)

1 BOARD OF DIRECTORS	2 GOVERNANCE & SUSTAINABILITY	3 EXECUTIVE COMPENSATION	4 AUDIT COMMITTEE	5 INFORMATION ABOUT STOCK OWNERSHIP	6 PROPOSALS TO BE VOTED ON	7 MEETING INFORMATION
-----------------------------	--------------------------------------	---------------------------------	--------------------------	--	-----------------------------------	------------------------------

COMPENSATION TABLES

Compensation Agreements and Arrangements

Messrs. Prising, McGinnis, Buchband and Ms. Nettles currently receive an annual incentive bonus determined pursuant to an incentive arrangement with ManpowerGroup and all have entered into severance agreements with ManpowerGroup. The annual incentive bonus arrangements are described in further detail in the Compensation Discussion and Analysis included in this proxy statement and the severance agreements for each executive officer are described in further detail in the section entitled “Termination of Employment and Change of Control Arrangements” following the Nonqualified Deferred Compensation Table.

Grants Under the 2011 Equity Incentive Plan

PSUs. ManpowerGroup made grants of PSUs to all of the executive officers under the 2011 Equity Incentive Plan in February 2023. Each executive officer received a PSU grant that will vest if the relevant performance goal of average EBITA Margin Percent is met for the three-year performance period. The Committee included a modifier to the final PSU payout that can increase or decrease the final PSU payout (that was determined based on the EBITA Margin Percent for the three-year performance period and a dollar gate) by up to 30% but the modifier cannot be used to adjust the payout below threshold or above outstanding. The modifier is based on an evaluation of pre-established strategic growth initiatives over three years. Dividend equivalents are accumulated on the PSUs under these awards and vest on the same basis as the underlying award. See page 48 for descriptions of the goals and initiatives established by the Committee for the 2023 PSU grants. Additional vesting terms applicable to these grants are described in further detail in the section entitled “Termination of Employment and Change of Control Arrangements” following the Nonqualified Deferred Compensation Table.

RSUs. The RSUs granted to the executive officers under the 2011 Equity Incentive Plan in February 2023 have a three-year cliff vest and are earned as long as the executive officer continues to be employed by the Company. Dividend equivalents are accumulated on the RSUs under these awards and vest on the same basis as the underlying award. Additional vesting terms applicable to these grants are described in further detail in the section entitled “Termination of Employment and Change of Control Arrangements” following the Nonqualified Deferred Compensation Table.

Career shares. ManpowerGroup did not make any career share grants to any of the NEOs in 2023.

Table of Contents

1 BOARD OF DIRECTORS	2 GOVERNANCE & SUSTAINABILITY	3 EXECUTIVE COMPENSATION	4 AUDIT COMMITTEE	5 INFORMATION ABOUT STOCK OWNERSHIP	6 PROPOSALS TO BE VOTED ON	7 MEETING INFORMATION
-----------------------------	--------------------------------------	---------------------------------	--------------------------	--	-----------------------------------	------------------------------

COMPENSATION TABLES

Outstanding Equity Awards at December 31, 2023

NAME & PRINCIPAL POSITION	OPTION AWARDS					STOCK AWARDS					
	NUMBER OF SECURITIES UNDERLYING UNEXERCISED OPTIONS (#) EXERCISABLE	NUMBER OF SECURITIES UNDERLYING UNEXERCISED OPTIONS (#) UNEXERCISABLE		EQUITY INCENTIVE PLAN AWARDS: NUMBER OF SECURITIES UNDERLYING UNEXERCISED UNEARNED OPTIONS (#)	OPTION EXERCISE PRICE (\$)	OPTION EXPIRATION DATE	NUMBER OF SHARES OR UNITS OF STOCK THAT HAVE NOT VESTED (#)(1)	MARKET VALUE OF SHARES OR UNITS OF STOCK THAT HAVE NOT VESTED (\$)(2)	EQUITY INCENTIVE PLAN AWARDS: NUMBER OF UNEARNED SHARES, UNITS, OR OTHER RIGHTS THAT HAVE NOT VESTED (#)(3)	EQUITY INCENTIVE PLAN AWARDS: MARKET OR PAYOUT VALUE OF UNEARNED SHARES, UNITS, OR OTHER RIGHTS THAT HAVE NOT VESTED (\$)(2)	
Jonas Prising CEO	15,681	—		—	\$76.13	2/11/2024		—	—	—	
	26,510	—		—	\$82.24	5/1/2024		—	—	—	
	52,078	—		—	\$76.97	2/10/2025		—	—	—	
	76,220	—		—	\$75.07	2/16/2026	—	—	—	—	
	66,068	—		—	\$96.94	2/9/2027	—	—	—	—	
	57,216	—		—	\$122.87	2/15/2028	—	—	—	—	
	104,050	—		—	\$84.43	2/15/2029	—	—	—	—	
	79,155	26,386	(4)	—	\$92.70	2/14/2030	—	—	—	—	
	43,803	43,802	(5)	—	\$92.49	2/12/2031	—	—	—	—	
	—	—		—	—	—	23,752	(6)	\$1,887,571	—	—
	—	—		—	—	—	39,140	(7)	\$3,110,456	—	—
	—	—		—	—	—	48,928	(8)	\$3,888,308	—	—
	—	—		—	—	—	126,500	(10)	\$10,052,955	—	—
	—	—		—	—	—	—	—	58,711	(11)	\$4,665,763
	—	—		—	—	—	—	—	73,392	(12)	\$5,832,462
John T. McGinnis CFO	20,326	—		—	\$75.07	2/16/2026	—	—	—	—	
	17,983	—		—	\$96.94	2/9/2027	—	—	—	—	
	15,258	—		—	\$122.87	2/15/2028	—	—	—	—	
	28,684	—		—	\$84.43	2/15/2029	—	—	—	—	
	23,747	7,916	(4)	—	\$92.70	2/14/2030	—	—	—	—	
	13,141	13,141	(5)	—	\$92.49	2/12/2031	—	—	—	—	
	—	—		—	—	—	7,126	(6)	\$566,303	—	—
	—	—		—	—	—	11,742	(7)	\$933,137	—	—
	—	—		—	—	—	24,463	(9)	\$1,944,075	—	—
	—	—		—	—	—	14,114	(8)	\$1,121,640	—	—
	—	—		—	—	—	37,951	(10)	\$3,015,966	—	—
	—	—		—	—	—	—	—	17,612	(11)	\$1,399,626
	—	—		—	—	—	—	—	21,171	(12)	\$1,682,459
	Michelle S. Nettles Chief People and Culture Officer	11,254	—		—	\$83.84	8/14/2029	—	—	—	—
		7,916	2,639	(4)	—	\$92.70	2/14/2030	—	—	—	—
4,381		4,380	(5)	—	\$92.49	2/12/2031	—	—	—	—	
—		—		—	—	—	2,376	(6)	\$188,821	—	—
—		—		—	—	—	4,892	(7)	\$388,767	—	—
—		—		—	—	—	12,232	(9)	\$972,077	—	—
—		—		—	—	—	5,881	(8)	\$467,363	—	—
—		—		—	—	—	12,652	(10)	\$1,005,454	—	—
—		—		—	—	—	—	—	7,339	(11)	\$583,230
—		—		—	—	—	—	—	8,821	(12)	\$701,005

Table of Contents

1 BOARD OF DIRECTORS	2 GOVERNANCE & SUSTAINABILITY	3 EXECUTIVE COMPENSATION	4 AUDIT COMMITTEE	5 INFORMATION ABOUT STOCK OWNERSHIP	6 PROPOSALS TO BE VOTED ON	7 MEETING INFORMATION
-----------------------------	--------------------------------------	---------------------------------	--------------------------	--	-----------------------------------	------------------------------

COMPENSATION TABLES

NAME & PRINCIPAL POSITION	OPTION AWARDS					STOCK AWARDS				
	NUMBER OF SECURITIES UNDERLYING UNEXERCISED OPTIONS (#) EXERCISABLE	NUMBER OF SECURITIES UNDERLYING UNEXERCISED OPTIONS (#) UNEXERCISABLE	EQUITY INCENTIVE PLAN AWARDS: NUMBER OF SECURITIES UNDERLYING UNEXERCISED UNEARNED OPTIONS (#)	OPTION EXERCISE PRICE (\$)	OPTION EXPIRATION DATE	NUMBER OF SHARES OR UNITS OF STOCK THAT HAVE NOT VESTED (#)(1)	MARKET VALUE OF SHARES OR UNITS OF STOCK THAT HAVE NOT VESTED \$(2)	EQUITY INCENTIVE PLAN AWARDS: NUMBER OF UNEARNED SHARES, UNITS, OR OTHER RIGHTS THAT HAVE NOT VESTED (#)(3)	EQUITY INCENTIVE PLAN AWARDS: MARKET OR PAYOUT VALUE OF UNEARNED SHARES, UNITS, OR OTHER RIGHTS THAT HAVE NOT VESTED \$(2)	
Richard Buchband	7,114	—	—	\$75.07	2/16/2026	—	—	—	—	—
SVP, General Counsel	6,255	—	—	\$96.94	2/9/2027	—	—	—	—	—
and Secretary	5,086	—	—	\$122.87	2/15/2028	—	—	—	—	—
	8,999	—	—	\$84.43	2/15/2029	—	—	—	—	—
	6,333	2,111	(4)	\$92.70	2/14/2030	—	—	—	—	—
	3,505	3,504	(5)	\$92.49	2/12/2031	—	—	—	—	—
	—	—	—	—	—	1,900	(6)	\$150,993	—	—
	—	—	—	—	—	3,914	(7)	\$311,046	—	—
	—	—	—	—	—	4,704	(8)	\$373,827	—	—
	—	—	—	—	—	10,121	(10)	\$804,316	—	—
	—	—	—	—	—	—	—	5,871	(11)	\$ 466,568
	—	—	—	—	—	—	—	7,057	(12)	\$ 560,820

(1) Represents outstanding grants of restricted stock, RSUs, career shares or earned but unvested PSUs.

(2) Value based on the closing price of \$79.47 on December 31, 2023.

(3) Represents outstanding grants of PSUs.

(4) The remaining unvested options vested on February 14, 2024.

(5) 50% of the remaining unvested options vested on February 12, 2024 and the remaining unvested options are scheduled to vest on February 12, 2025.

(6) These RSUs vested on February 12, 2024.

(7) RSUs scheduled to vest on February 11, 2025.

(8) RSUs scheduled to vest on February 17, 2026.

(9) Career Shares scheduled to vest on February 11, 2027.

(10) These PSUs represent the actual shares achieved under the 2021 Annual Grant of PSUs for the 2021 performance period and 3-year holding period. These shares were earned on February 16, 2024 after the Committee certified the performance achieved as of December 31, 2023.

(11) PSUs, reported at the target level, scheduled to vest in February 2025 if the Committee certifies that the performance targets are achieved as of December 31, 2024, subject to the discretionary application of the KPI modifier by the Committee.

(12) PSUs, reported at the target level, scheduled to vest in February 2026 if the Committee certifies that the performance targets are achieved as of December 31, 2025, subject to the discretionary application of the KPI modifier by the Committee.

Table of Contents

1 BOARD OF DIRECTORS	2 GOVERNANCE & SUSTAINABILITY	3 EXECUTIVE COMPENSATION	4 AUDIT COMMITTEE	5 INFORMATION ABOUT STOCK OWNERSHIP	6 PROPOSALS TO BE VOTED ON	7 MEETING INFORMATION
-----------------------------	--------------------------------------	---------------------------------	--------------------------	--	-----------------------------------	------------------------------

COMPENSATION TABLES

Option Exercises and Stock Vested in 2023

NAME & PRINCIPAL POSITION	OPTION AWARDS		STOCK AWARDS	
	NUMBER OF SHARES ACQUIRED ON EXERCISE (#)	VALUE REALIZED ON EXERCISE (\$)	NUMBER OF SHARES ACQUIRED ON VESTING (#)(1)	VALUE REALIZED ON VESTING (\$)
Jonas Prising CEO	—	—	110,064	9,730,034
John T. McGinnis CFO	—	—	33,021	2,919,170
Michelle S. Nettles Chief People and Culture Officer	—	—	14,405	1,227,050
Richard Buchband SVP, General Counsel and Secretary	—	—	8,805	773,548

(1) Includes vesting of RSUs and PSUs as follows:

NAME	NUMBER OF RSUs	NUMBER OF PSUs
Jonas Prising	23,568	86,496
John T. McGinnis	7,071	25,950
Michelle S. Nettles	5,755	8,650
Richard Buchband	1,885	6,920

Table of Contents

1 BOARD OF DIRECTORS	2 GOVERNANCE & SUSTAINABILITY	3 EXECUTIVE COMPENSATION	4 AUDIT COMMITTEE	5 INFORMATION ABOUT STOCK OWNERSHIP	6 PROPOSALS TO BE VOTED ON	7 MEETING INFORMATION
-----------------------------	--------------------------------------	---------------------------------	--------------------------	--	-----------------------------------	------------------------------

COMPENSATION TABLES

Nonqualified Deferred Compensation in 2023

NAME & PRINCIPAL POSITION	PLAN	EXECUTIVE CONTRIBUTIONS IN 2023 (\$)(1)	REGISTRANT CONTRIBUTIONS IN 2023 (\$)	AGGREGATE EARNINGS IN 2023 (\$)	AGGREGATE WITHDRAWALS/DISTRIBUTIONS (\$)	AGGREGATE BALANCE AT DECEMBER 31, 2023 (\$)(2)
Jonas Prising CEO	NQSP	181,611	249,054	444,454	—	4,267,406
John T. McGinnis CFO	NQSP	91,242	101,203	115,305	—	889,914
Michelle S. Nettles Chief People and Culture Officer	NQSP	54,886	49,064	39,191	—	283,428
Richard Buchband SVP, General Counsel and Secretary	NQSP	66,678	52,879	209,124	—	1,277,671

(1) These amounts reflect contributions made by the executive officers from their 2023 salary, which amounts were also included in the salary column for each executive officer in the Summary Compensation Table. Of the amounts disclosed in this column for the Nonqualified Savings Plan, the following contributions are attributable to a portion of the 2022 annual incentive, which was disclosed in the 2022 Summary Compensation Table for all NEOs: Mr. Prising — \$103,519; Mr. McGinnis — \$44,400; Ms. Nettles — \$0 and Mr. Buchband — \$21,120.

(2) Of the amounts disclosed in this column for the Nonqualified Savings Plan, the following amounts were previously reported in the Summary Compensation Table in either 2023 or prior to 2023: Mr. Prising — \$2,243,279; Mr. McGinnis — \$723,118; Ms. Nettles — \$258,375 and Mr. Buchband — \$545,726. The difference between the amounts disclosed in this footnote and the amounts disclosed in the above column for the Nonqualified Savings Plan reflect earnings (and losses) on the contributions, any salary or bonus deferrals by the executive prior to becoming an NEO, and any company contributions prior to the executive becoming an NEO.

Nonqualified Savings Plan. Pursuant to the Nonqualified Savings Plan (the “NQSP Plan”), certain executives, including the NEOs, may defer a portion of their salary and incentive awards. Elections must be made by the executive officers before December 31 of the year prior to the year in which it will be earned. The executive officers are permitted to defer up to 50% of their salary and 50% of their annual incentive under the plan. Pursuant to the plan, the executive officers, as well as all other plan participants, may receive a matching contribution of 50% of the deferrals they have made during the year, up to a maximum of 6% of their annual compensation. The NQSP Plan permits the Company to provide an Enhanced Matching Contribution (“EMC”) to participants. The EMC can range from 0% to 50% on the employee’s first 6% of deferrals from the prior year. The EMC is in addition to the regular 50% match of a participant’s deferrals made (on the first 6% of employee deferrals). In 2023, ManpowerGroup did not make an EMC match to the NEOs who participated in the plan in 2022. The NQSP Plan also permits the Company to provide a Discretionary Profit-Sharing Contribution (“DPSC”) to participants. The DPSC is allocated by the Company, based on the participant’s prior year compensation. In 2023, ManpowerGroup made a 1.33% DPSC to the NEOs who participated in the plan in 2022. ManpowerGroup’s contributions to a participant’s account under the NQSP Plan (matching contributions, EMCs, and DPSCs) are not fully vested until a participant has at least three years of credited service with ManpowerGroup, with vesting occurring on a pro-rata basis during those three years. All the NEOs who participate in the plan were fully vested in their matching contributions, EMCs and DPSCs as of December 31, 2023.

[Table of Contents](#)

1 BOARD OF DIRECTORS	2 GOVERNANCE & SUSTAINABILITY	3 EXECUTIVE COMPENSATION	4 AUDIT COMMITTEE	5 INFORMATION ABOUT STOCK OWNERSHIP	6 PROPOSALS TO BE VOTED ON	7 MEETING INFORMATION
-----------------------------	--------------------------------------	---------------------------------	--------------------------	--	-----------------------------------	------------------------------

COMPENSATION TABLES

The investment alternatives available to the executive officers under the Nonqualified Savings Plan are selected by ManpowerGroup and may be changed from time to time. The executive officers are permitted to change their investment elections at any time on a prospective basis. The table below shows the funds available under the plan and their annual rate of return for the calendar year ended December 31, 2023.

NAME OF FUND	ANNUAL RETURN	
JP Morgan Chase Bank U.S. Active Core Equity Fund	27.35	%
Vanguard Total Stock Market Index Fund Institutional Shares	26.02	%
Hartford Internal Opportunities Fund	11.94	%
Eaton Vance Atlanta Capital SMID-Cap Fund	14.08	%
Vanguard Total International Stock Market Index Fund Institutional Shares	15.53	%
T. Rowe Price Global Growth Stock Fund	19.45	%
JP Morgan Smart Retirement Blend 2020	12.01	%
JP Morgan Smart Retirement Blend 2025	13.37	%
JP Morgan Smart Retirement Blend 2030	15.29	%
JP Morgan Smart Retirement Blend 2035	17.05	%
JP Morgan Smart Retirement Blend 2040	18.43	%
JP Morgan Smart Retirement Blend 2045	19.52	%
JP Morgan Smart Retirement Blend 2050	19.77	%
JP Morgan Smart Retirement Blend 2055	19.74	%
JP Morgan Smart Retirement Blend 2060	19.69	%
JP Morgan Smart Retirement Blend Income Fund	11.79	%
Fidelity Short Term Bond	5.34	%
PGIM Total Return Bond Fund - Class R6	7.78	%
Vanguard Total Bond Market Index Fund Institutional Shares	5.72	%
Vanguard Federal Money Market Fund Investor Shares	5.09	%

Benefits paid under the Nonqualified Savings Plan will be paid to the executive officers upon their termination of employment, either in a lump sum, or in three, five or ten annual installments, as elected by the executive officers in accordance with the plan rules.

[Table of Contents](#)

1	BOARD OF DIRECTORS	2	GOVERNANCE & SUSTAINABILITY	3	EXECUTIVE COMPENSATION	4	AUDIT COMMITTEE	5	INFORMATION ABOUT STOCK OWNERSHIP	6	PROPOSALS TO BE VOTED ON	7	MEETING INFORMATION
----------	---------------------------	----------	--	----------	-------------------------------	----------	------------------------	----------	--	----------	---------------------------------	----------	----------------------------

COMPENSATION TABLES

Termination of Employment and Change of Control Arrangements

ManpowerGroup has entered into severance agreements (which include change of control benefits) with each of the NEOs. Each agreement generally has a three-year term, and such term is automatically extended for two years to the extent there is a change of control of ManpowerGroup within the two-year period prior to the expiration of the original term of the agreement. In addition to these severance agreements, the NEOs participate in a number of equity grants and benefit plans that contain vesting provisions that are triggered upon a change of control of ManpowerGroup and/or certain terminations of employment. Generally, benefits under these arrangements are triggered upon the involuntary termination of the executive's employment not for cause or upon a voluntary termination of employment for good reason. Terminations for other reasons (such as retirement, death, disability or a change of control) also trigger enhanced benefits under certain of these arrangements. The tables following the descriptions of these arrangements illustrate the amount of enhanced benefits the NEOs would receive under all such arrangements if ManpowerGroup terminated their employment on December 31, 2023 for the reasons specified within the tables. None of the tables illustrate the value of any vested benefits payable to the NEOs upon a termination of employment (i.e., vested equity awards, or vested balances accrued under the Nonqualified Savings Plan), nor does any table illustrate the value of any enhanced benefits upon retirement of an NEO who was not eligible for retirement treatment as of the date of this proxy statement with respect to any of their unvested benefits. The tables below assume that in a "change of control," the acquiring or surviving company would have assumed all unvested equity awards.

Severance agreements. Under the severance agreements, upon the involuntary termination of the NEO's employment (other than for cause, as described below) or upon the voluntary termination of employment by the NEO for good reason (as described below), the NEO is entitled to receive a severance payment equal to the sum of the executive's base salary and annual incentive. The severance payment to the CEO is capped at 2.5 times his base salary in effect at the time of the termination, while the CFO's severance payment is capped at 2 times his base salary in effect at the time of the termination. There is no cap applicable to the other NEOs.

In the event an NEO's termination occurs in the two-year period following a change of control of ManpowerGroup or during a "protected period" (generally, the six-month period prior to a change of control), the severance payment payable to the CEO and CFO is equal to three times the sum of their base salary and annual incentive, while the severance payment to the other NEOs is equal to two times the sum of their base salary and annual incentive. The caps on payments to the CEO and CFO described in the paragraph above do not apply in the event of a change of control. All severance payments under the NEOs' agreements will generally be paid in a lump sum on the 30th day following the date of termination. The determination of the amount of the annual incentive used to calculate the severance payment will vary depending on the circumstances surrounding the termination and is further detailed in the footnotes accompanying the illustrative tables below.

Cause is defined in the severance agreements, and generally includes: performance failures; failure to follow instructions; fraudulent acts; violation of ManpowerGroup policies; acts of moral turpitude which are likely to result in loss of business, reputation or goodwill to ManpowerGroup; chronic absences from work which are non-health related; crimes related to the NEO's duties; or willful harmful conduct to ManpowerGroup. Good reason is also defined in each severance agreement. A termination for good reason in the severance agreements for the NEOs is triggered by (i) any material breach by the Company or one of its affiliates of a material obligation to pay or provide benefits or compensation to the executive, (ii) a material diminution in base salary, (iii) a material diminution in the executive's authority, duties or responsibility, coupled with a material reduction in the executive's target bonus opportunity, (iv) a material diminution in the executive's authority, duties or responsibility that is not coupled with a material reduction in the executive's target bonus opportunity, but that occurs within 2 years after a change of control, (v) a material reduction in the executive's target bonus opportunity that is not coupled with a material diminution in the executive's authority, duties or responsibilities, but that occurs within two years after a change of control, or (vi) a relocation to a new principal office that is in excess of 50 miles from the NEO's prior principal office.

Under the severance agreements, the NEOs are bound by non-competition agreements in favor of ManpowerGroup for the one-year period following the termination of their employment for any reason, except where the termination occurs within the two-year period following a change of control or during a protected period and is either involuntary (other than for cause) or is for good reason.

Effective as of February 17, 2023, ManpowerGroup entered into new severance agreements with all of the NEOs, replacing their prior severance agreements. The new severance agreements contain terms substantially similar to each NEO's prior severance agreements and were entered into primarily to provide a common expiration date for all NEOs. All of the new severance agreements entered into with the NEOs are set to expire on the first to occur of (1) the date two years after the occurrence of a change of control of ManpowerGroup or (2) February 28, 2026 if no such change of control occurs before February 28, 2026.

Table of Contents

1 BOARD OF DIRECTORS	2 GOVERNANCE & SUSTAINABILITY	3 EXECUTIVE COMPENSATION	4 AUDIT COMMITTEE	5 INFORMATION ABOUT STOCK OWNERSHIP	6 PROPOSALS TO BE VOTED ON	7 MEETING INFORMATION
-----------------------------	--------------------------------------	---------------------------------	--------------------------	--	-----------------------------------	------------------------------

COMPENSATION TABLES

Under the severance agreements, upon the NEO's (i) involuntary termination (other than for cause), (ii) voluntary termination for good reason or (iii) termination due to the death or disability of the NEO, the NEOs are entitled to receive a prorated incentive for the year in which termination occurs. In addition, ManpowerGroup has agreed to pay for continued health insurance for the NEOs and their families for a 12-month period following an involuntary termination of their employment (other than for cause) or a voluntary termination of their employment for good reason. Furthermore, if such a termination occurs within the two-year period following a change of control or during a protected period, then ManpowerGroup has agreed to pay for continued health insurance for the NEOs and their families for an 18-month period. Finally, under the severance agreements, following an involuntary termination of the NEO's employment (other than for cause) or a voluntary termination of the NEO's employment for good reason, ManpowerGroup will pay for outplacement services for up to one year following the NEO's termination. This benefit is not included in the agreement with Mr. Prising.

Stock options. As of December 31, 2023, each of the NEOs held unvested stock options granted under the 2011 Equity Incentive Plan. Under the terms of the stock option agreements that ManpowerGroup entered into with each of the NEOs, unvested options immediately vest upon the NEO's death or disability. Furthermore, upon a change of control where the options are converted on a tax-free basis or where ManpowerGroup's shares remain publicly traded, the options only accelerate vesting in the event of the NEO's involuntary termination of employment (other than for cause) or a voluntary termination of employment for good reason during a protected period or within two years following a change of control. Alternatively, upon a change of control of ManpowerGroup where ManpowerGroup's shares do not remain publicly traded or where a publicly traded acquirer does not convert the options into options of the acquirer's shares on a tax-free basis, such options immediately vest upon the change of control. For purposes of these stock option agreements, the definitions of cause and good reason are generally the same as those used in the NEOs' severance agreements. Under the terms of the stock option agreements entered into with each of the NEOs, unvested options also immediately vest upon the NEO's "retirement." Here, retirement means the termination of the NEO's employment on or after age 55 and the NEO has completed 10 years of service with ManpowerGroup. Unvested options are forfeited upon the NEO's termination of employment for reasons other than death, disability, retirement, or in connection with a change in control.

RSUs (including career shares). As of December 31, 2023, the NEOs held unvested RSUs granted under the 2011 Equity Incentive Plan (with Mr. McGinnis and Ms. Nettles also holding unvested career shares). A NEO will become fully vested in his or her RSUs (including career shares) upon a termination of employment due to death or disability. All RSUs (other than career shares) held by the NEOs will become fully vested upon a termination of employment due to the NEO's retirement. Career shares do not vest upon retirement. For these awards, "retirement" generally means the termination of the NEO's employment on or after age 55 if the NEO has completed 10 years of service with ManpowerGroup. Upon a change of control, the RSUs (including career shares) shall vest according to the same terms as described above for stock options.

RSUs are forfeited upon the NEO's termination of employment for reasons other than death, disability, retirement, or in connection with a change in control.

PSUs. As of December 31, 2023, all NEOs held outstanding PSUs granted under the 2011 Equity Incentive Plan. Generally, under these awards, upon a NEO's termination of employment due to retirement (here, employment termination after age 55 with 10 years of completed service), the NEO is entitled to receive a pro-rata number of shares based on the actual results at the end of the applicable performance period, prorated based on the time elapsed after the agreement date and during the applicable service periods. No proration will apply upon a NEO's termination of employment due to retirement (here, employment termination after age 55 with 10 years of completed service), if the Committee has approved a succession plan, as recommended by the CEO, for the NEO or with respect to his or her position. PSUs are forfeited upon a termination of employment prior to the end of the performance period for reasons other than death, disability, retirement, or in connection with a change in control.

Generally, upon the death or disability of a NEO during the performance period, the NEO is entitled to receive the target amount of shares. In the event of a change of control of ManpowerGroup, if the NEO's employment were terminated prior to the end of the vesting period for such awards (either by ManpowerGroup other than for cause or by the NEO for good reason), the NEO generally would be entitled to accelerated vesting of any unpaid PSUs, where the total number of shares payable under the award will be based on an amount determined by the Committee.

Annual Incentive Plan. The ManpowerGroup Annual Incentive Plan (the "Annual Incentive Plan") provides that a bonus will become vested upon retirement. For purposes of this plan, "retirement" means the NEO terminates employment after he or she has (i) reached age 55 and (ii) completed 10 years of service. The amount of the bonus earned for the year of retirement will be based on the actual bonus that would have been earned had the NEO continued employment, but the bonus will be prorated based on the actual number of days the NEO was employed by ManpowerGroup during the year of retirement.

[Table of Contents](#)

1 BOARD OF DIRECTORS	2 GOVERNANCE & SUSTAINABILITY	3 EXECUTIVE COMPENSATION	4 AUDIT COMMITTEE	5 INFORMATION ABOUT STOCK OWNERSHIP	6 PROPOSALS TO BE VOTED ON	7 MEETING INFORMATION
-----------------------------	--------------------------------------	---------------------------------	--------------------------	--	-----------------------------------	------------------------------

COMPENSATION TABLES

Nonqualified Savings Plan. The amount of any unvested benefits under the Nonqualified Savings Plan will become vested upon a participant's death, disability or retirement. For purposes of this plan, "retirement" means a NEO terminates employment after he or she has (i) reached age 60, (ii) has reached age 55 and completed 20 years of service with ManpowerGroup or (iii) has reached age 55, and ManpowerGroup determines that the retirement is bona fide and that the NEO will not perform services for any competitor of ManpowerGroup. All of the NEOs that participate in this plan are already fully vested in their benefits under this plan and therefore, no NEOs will receive any enhanced benefit upon death, disability or retirement.



Table of Contents

1 BOARD OF DIRECTORS	2 GOVERNANCE & SUSTAINABILITY	3 EXECUTIVE COMPENSATION	4 AUDIT COMMITTEE	5 INFORMATION ABOUT STOCK OWNERSHIP	6 PROPOSALS TO BE VOTED ON	7 MEETING INFORMATION
-----------------------------	--------------------------------------	---------------------------------	--------------------------	--	-----------------------------------	------------------------------

COMPENSATION TABLES

Post-Termination and Change of Control Benefits

Jonas Prising, CEO (1)

	DEATH(\$)	DISABILITY(\$)	INVOLUNTARY TERMINATION OR GOOD REASON – NO COC(\$)	DOUBLE TRIGGER (COC+ TERMINATION) (\$)(2)	FOR CAUSE(\$)	VOLUNTARY(\$)	RETIREMENT(\$)
Severance Payment(3)	—	—	3,250,000	10,140,000	—	—	—
Prorated Incentive(4)	2,080,000	2,080,000	808,167	2,080,000	—	—	727,047
Options(5)	—	—	—	—	—	—	—
PSUs(6)	15,653,603	15,653,603	—	20,551,212	—	—	15,107,618
RSUs(7)	8,886,335	8,886,335	—	8,886,335	—	—	8,886,335
Health Benefits	—	—	32,742	50,096	—	—	—
Total	26,619,938	26,619,938	4,090,909	41,707,643	—	—	24,721,000

- (1) On February 17, 2023, ManpowerGroup entered into a severance agreement with Mr. Prising that replaced his previous agreement, which expired on February 14, 2023. As of December 31, 2023, Mr. Prising was eligible for retirement treatment under certain of his outstanding awards.
- (2) The “double trigger” column calculates the amounts earned upon an involuntary termination (other than for cause) or a voluntary termination for good reason that occurs during a protected period (generally, six months prior to a change of control) or within the two-year period following a change of control.
- (3) The amount of the severance payment under Mr. Prising’s severance agreement is equal to the sum of his annual base salary at the highest rate in effect during the terms of the agreement (here, \$1,300,000) and his target bonus for the year of the termination (here, \$2,080,000). In the case of his involuntary termination (other than for cause) or voluntary termination for good reason, the severance payment is limited to a maximum of 2.5 times Mr. Prising’s annual base salary. In a double-trigger scenario, the amount of his severance payment is multiplied by three.
- (4) In the case of his involuntary termination (other than for cause) or voluntary termination for good reason, the amount of the prorated incentive payable to Mr. Prising under his severance agreement is based on the actual incentive earned for 2023 for the financial objectives and the target amount for the Strategic KPIs and ESG Goals. In the event of death, disability, or certain terminations following a change of control, the prorated incentive is based on the target incentive for the year of termination. In the event of retirement, the prorated incentive is based on the actual incentive earned for 2023. No proration has been applied here as this table illustrates the effect of such a termination on December 31, 2023, immediately before the incentive was earned, so as not to understate the potential value of the benefit upon the applicable termination of employment. Note that an incentive amount has also been reported as 2023 compensation for Mr. Prising in the Summary Compensation Table, as well as in the Grants of Plan-Based Awards Table.
- (5) The value of stock options is illustrated here by measuring the difference between the closing stock price on December 29, 2023 (\$79.47), the last trading day of 2023, and the exercise price of each unvested stock option held by Mr. Prising on such date. As of such date, the exercise price of each unvested option exceeded the closing stock price, resulting in the options being valued at zero dollars.
- (6) The value of PSUs is illustrated here by measuring the value of the number of shares payable under outstanding awards (2021, 2022, and 2023 grants) using the closing stock price on December 29, 2023 (\$79.47). In the case of a change of control, the payout is shown based on the number of shares earned based on actual performance for the 2021 award and assuming the Committee would determine the amount of shares earned relating to the 2022 and 2023 awards will equal the target award. In the case of a death or disability, the payout is shown based on the target awards. In the case of retirement, the prorated award payout is shown assuming actual performance for the awards (maximum for 2021 and assuming target level for 2022 and 2023 awards), where the awards are prorated based on the number of months of the performance period completed as of December 31, 2023. A full payout would only be applicable in the case of a retirement where the Committee had approved a succession plan and no such succession plan was approved for Mr. Prising as of the date hereof.
- (7) The value of any unvested RSUs is illustrated here by measuring the value of the number of shares payable under unvested awards using the closing stock price on December 29, 2023 (\$79.47).

Table of Contents

1 BOARD OF DIRECTORS	2 GOVERNANCE & SUSTAINABILITY	3 EXECUTIVE COMPENSATION	4 AUDIT COMMITTEE	5 INFORMATION ABOUT STOCK OWNERSHIP	6 PROPOSALS TO BE VOTED ON	7 MEETING INFORMATION
-----------------------------	--------------------------------------	---------------------------------	--------------------------	--	-----------------------------------	------------------------------

COMPENSATION TABLES

Post-Termination and Change of Control Benefits

John T. McGinnis, CFO (1)

	DEATH(\$)	DISABILITY(\$)	INVOLUNTARY TERMINATION OR GOOD REASON – NO COC(\$)	DOUBLE TRIGGER (COC+ TERMINATION) (\$)(2)	FOR CAUSE(\$)	VOLUNTARY(\$)
Severance Payment(3)	—	—	1,538,306	4,845,663	—	—
Prorated Incentive(4)	846,068	846,068	306,354	846,068	—	—
Options(5)	—	—	—	—	—	—
PSUs(6)	4,628,730	4,628,730	—	6,098,043	—	—
RSUs(7)	4,565,154	4,565,154	—	4,565,154	—	—
Health Benefits	—	—	30,881	47,262	—	—
Outplacement	—	—	25,000	25,000	—	—
Total	10,039,952	10,039,952	1,900,541	16,427,190	—	—

- (1) On February 17, 2023, ManpowerGroup entered into a severance agreement with Mr. McGinnis that replaced his previous agreement, which was set to expire on November 12, 2024. As of December 31, 2023, Mr. McGinnis was not eligible for retirement treatment.
- (2) The “double trigger” column calculates the amounts earned upon an involuntary termination (other than for cause) or a voluntary termination for good reason that occurs during a protected period (generally, six months prior to a change of control) or within the two-year period following a change of control.
- (3) The amount of the severance payment under Mr. McGinnis’s severance agreement is equal to his annual base salary at the highest rate in effect during the term of the agreement (here, \$769,153) and his target annual incentive for the fiscal year in which the termination occurs (here, \$846,068). In the case of his involuntary termination (other than for cause) or voluntary termination for good reason, the severance payment is limited to a maximum of 2 times Mr. McGinnis’ annual base salary. In a double-trigger scenario, the amount of his severance payment is multiplied by three.
- (4) In the case of his involuntary termination (other than for cause) or voluntary termination for good reason, the amount of the prorated incentive payable to him under his severance agreement is based on the actual incentive earned for 2023 for the financial objectives and the target amount for the Strategic KPIs and ESG Goals. In the event of death, disability, or certain terminations following a change of control, the prorated incentive is based on the target incentive for the year of termination. No proration has been applied here as this table illustrates the effect of such a termination on December 31, 2023, immediately before the incentive was earned, so as not to understate the potential value of the benefit upon the applicable termination of employment. Note that an incentive amount has also been reported as 2023 compensation for him in the Summary Compensation Table, as well as in the Grants of Plan-Based Awards Table.
- (5) The value of stock options is illustrated here by measuring the difference between the closing stock price on December 29, 2023 (\$79.47), the last trading day of 2023, and the exercise price of each unvested stock option held by Mr. McGinnis on such date. As of such date, the exercise price of each unvested option exceeded the closing stock price, resulting in the options being valued at zero dollars.
- (6) The value of PSUs is illustrated here by measuring the value of the number of shares payable under outstanding awards (2021, 2022, and 2023 grants) using the closing stock price on December 29, 2023 (\$79.47). In the case of a change of control, the payout is shown based on the number of shares earned based on actual performance for the 2021 award and assuming the Committee would determine the amount of shares earned relating to the 2022 and 2023 awards will equal the target award. In the case of a death or disability, the payout is shown based on the target awards.
- (7) The value of any unvested restricted stock units and career shares is illustrated here by measuring the value of the number of shares payable under unvested awards using the closing stock price on December 29, 2023 (\$79.47).

Table of Contents

1 BOARD OF DIRECTORS	2 GOVERNANCE & SUSTAINABILITY	3 EXECUTIVE COMPENSATION	4 AUDIT COMMITTEE	5 INFORMATION ABOUT STOCK OWNERSHIP	6 PROPOSALS TO BE VOTED ON	7 MEETING INFORMATION
-----------------------------	--------------------------------------	---------------------------------	--------------------------	--	-----------------------------------	------------------------------

COMPENSATION TABLES

Post-Termination and Change of Control Benefits

Michelle S. Nettles, Chief People & Culture Officer (1)

	DEATH(\$)	DISABILITY(\$)	INVOLUNTARY TERMINATION OR GOOD REASON – NO COC(\$)	DOUBLE TRIGGER (COC+ TERMINATION) \$(2)	FOR CAUSE(\$)	VOLUNTARY(\$)
Severance Payment(3)	—	—	1,050,000	2,100,000	—	—
Prorated Incentive(4)	450,000	450,000	220,020	450,000	—	—
Options(5)	—	—	—	—	—	—
PSUs(6)	1,799,837	1,799,837	—	2,289,658	—	—
RSUs(7)	2,017,028	2,017,028	—	2,017,028	—	—
Health Benefits	—	—	23,835	36,468	—	—
Outplacement	—	—	25,000	25,000	—	—
Total	4,266,865	4,266,865	1,318,855	6,918,154	—	—

- (1) On February 17, 2023, ManpowerGroup entered into a severance agreement with Ms. Nettles that replaced her previous agreement, which was set to expire on August 4, 2025. As of December 31, 2023, Ms. Nettles was not eligible for retirement treatment.
- (2) The “double trigger” column calculates the amounts earned upon an involuntary termination (other than for cause) or a voluntary termination for good reason that occurs during a protected period (generally, six months prior to a change of control) or within the two-year period following a change of control.
- (3) The amount of the severance payment under Ms. Nettles’ severance agreement is equal to her annual base salary at the highest rate in effect during the term of the agreement (here, \$600,000) and her target annual incentive for the fiscal year in which the termination occurs (here, \$450,000). In a double-trigger scenario, the amount of her severance payment is multiplied by two.
- (4) In the case of her involuntary termination (other than for cause) or voluntary termination for good reason, the amount of the prorated incentive payable to her under her severance agreement is based on the actual incentive earned for 2023 for the financial objectives and the target amount for the Strategic KPIs and ESG Goals. In the event of death, disability, or certain terminations following a change of control, the prorated incentive payable to her under her severance agreement is based on the target incentive for the year of termination. No proration has been applied here as this table illustrates the effect of such a termination on December 31, 2023, immediately before the incentive was earned, so as not to understate the potential value of the benefit upon the applicable termination of employment. Note that an incentive amount has also been reported as 2023 compensation for her in the Summary Compensation Table, as well as in the Grants of Plan-Based Awards Table.
- (5) The value of stock options is illustrated here by measuring the difference between the closing stock price on December 29, 2023 (\$79.47), the last trading day of 2023, and the exercise price of each unvested stock option held by Ms. Nettles on such date. As of such date, the exercise price of each unvested option exceeded the closing stock price, resulting in the options being valued at zero dollars.
- (6) The value of PSUs is illustrated here by measuring the value of the number of shares payable under outstanding awards (2021, 2022, and 2023 grants) using the closing stock price on December 29, 2023 (\$79.47). In the case of a change of control, the payout is shown based on the number of shares earned based on actual performance for the 2021 award and assuming the Committee would determine the amount of shares earned relating to the 2022 and 2023 awards will equal the target award. In the case of a death or disability, the payout is shown based on the target awards.
- (7) The value of any unvested restricted stock units and career shares is illustrated here by measuring the value of the number of shares payable under unvested awards using the closing stock price on December 29, 2023 (\$79.47).

Table of Contents

1 BOARD OF DIRECTORS	2 GOVERNANCE & SUSTAINABILITY	3 EXECUTIVE COMPENSATION	4 AUDIT COMMITTEE	5 INFORMATION ABOUT STOCK OWNERSHIP	6 PROPOSALS TO BE VOTED ON	7 MEETING INFORMATION
-----------------------------	--------------------------------------	---------------------------------	--------------------------	--	-----------------------------------	------------------------------

COMPENSATION TABLES

Post-Termination and Change of Control Benefits

Richard Buchband, SVP, General Counsel and Secretary (1)

	DEATH(\$)	DISABILITY(\$)	INVOLUNTARY TERMINATION OR GOOD REASON – NO COC(\$)	DOUBLE TRIGGER (COC+ TERMINATION) (\$)(2)	FOR CAUSE(\$)	VOLUNTARY(\$)	RETIREMENT(\$)
Severance Payment(3)	—	—	974,703	1,949,406	—	—	—
Prorated Incentive(4)	417,730	417,730	162,469	417,730	—	—	148,545
Options(5)	—	—	—	—	—	—	—
PSUs(6)	1,439,837	1,439,837	—	1,831,664	—	—	1,302,301
RSUs(7)	835,865	835,865	—	835,865	—	—	835,865
Health Benefits	—	—	35,198	53,820	—	—	—
Outplacement	—	—	25,000	25,000	—	—	—
Total	2,693,432	2,693,432	1,197,370	5,113,485	—	—	2,286,711

- (1) On February 17, 2023, ManpowerGroup entered into a severance agreement with Mr. Buchband that replaced his previous agreement, which was set to expire on November 12, 2024. As of December 31, 2023, Mr. Buchband was eligible for retirement treatment under certain of his outstanding awards.
- (2) The “double trigger” column calculates the amounts earned upon an involuntary termination (other than for cause) or a voluntary termination for good reason that occurs during a protected period (generally, six months prior to a change of control) or within the two-year period following a change of control.
- (3) The amount of the severance payment under Mr. Buchband’s severance agreement is equal to his annual base salary at the highest rate in effect during the term of the agreement (here, \$556,973) and his target annual incentive for the fiscal year in which the termination occurs (here, \$417,730). In a double-trigger scenario, the amount of his severance payment is multiplied by two.
- (4) In the case of his involuntary termination (other than for cause) or voluntary termination for good reason, the amount of the prorated incentive payable to him under his severance agreement is based on the actual incentive earned for 2023 for the financial objectives and the target amount for the Strategic KPIs and ESG Goals. In the event of death, disability, or certain terminations following a change of control, the prorated incentive is based on the target incentive for the year of termination. In the event of retirement, the prorated incentive is based on the actual incentive award earned for 2023. No proration has been applied here as this table illustrates the effect of such a termination on December 31, 2023, immediately before the incentive was earned, so as not to understate the potential value of the benefit upon the applicable termination of employment. Note that an incentive amount has also been reported as 2023 compensation for him in the Summary Compensation Table, as well as in the Grants of Plan-Based Awards Table.
- (5) The value of stock options is illustrated here by measuring the difference between the closing stock price on December 29, 2023 (\$79.47), the last trading day of 2023, and the exercise price of each unvested stock option held by Mr. Buchband on such date. As of such date, the exercise price of each unvested option exceeded the closing stock price, resulting in the options being valued at zero dollars.
- (6) The value of PSUs is illustrated here by measuring the value of the number of shares payable under outstanding awards (2021, 2022, and 2023 grants) using the closing stock price on December 29, 2023 (\$79.47). In the case of a change of control, the payout is shown based on the number of shares earned based on actual performance for the 2021 award and assuming the Committee would determine the amount of shares earned relating to the 2022 and 2023 awards will equal the target award. In the case of a death or disability, the payout is shown based on the target awards. In the case of retirement, the prorated award payout is shown assuming actual performance for the awards (maximum for 2021 and assuming target level for 2022 and 2023 awards), where the awards are prorated based on the number of months of the performance period completed as of December 31, 2023. A full payout would only be applicable in the case of a retirement where the Committee had approved a succession plan and no such succession plan was approved for Mr. Buchband as of the date hereof.
- (7) The value of any unvested restricted stock units is illustrated here by measuring the value of the number of shares payable under unvested awards using the closing stock price on December 29, 2023 (\$79.47).

Compensation Policies and Practices as They Relate to Risk Management

Members of the Company's senior management team have considered and discussed the Company's compensation policies and practices and specifically whether these policies and practices create risks that are reasonably likely to have a material adverse effect on ManpowerGroup. Management has also discussed this issue with the people, culture and compensation committee and has determined there are no risks arising from our compensation policies and practices that are reasonably likely to have a material adverse effect on ManpowerGroup.

As ManpowerGroup operates in various countries around the world, we have several incentive plans. Our plans use various financial performance growth metrics, generally relating to profitability. As a result, there is no common incentive driving behavior. We also have controls in place that mitigate any impact these plans might have on us as follows:

- In general, each of our incentive plans has a threshold, target and outstanding payout level, which is not material to the Company, that is earned based on the results of the financial metrics.
- The annual incentive and PSU awards are capped at a maximum level such that employees cannot receive a bonus that is significant enough to create a significant risk to the Company.
- We have multiple financial metrics under the annual incentive which focus on company-wide and segment-wide goals and objectives, and the results of those metrics are reviewed and approved at multiple levels in the Company.
- There is an approval process of the various incentive plans in each country, which are approved by the general manager and financial manager in the respective country to ensure the growth metrics are based on that respective country's performance.
- Each of the NEOs is subject to stock ownership guidelines.
- We have adopted a clawback policy applicable to our NEOs as well as certain other senior leaders, adhering to the rules of the Securities and Exchange Commission (SEC) and the listing standards of the New York Stock Exchange (NYSE). In addition, we have adopted a more narrow broad-based compensation recovery policy applicable to all other employees.
- We do not permit executives to engage in short-selling of ManpowerGroup securities or trading in puts and calls on ManpowerGroup securities.
- We do not permit our NEOs to pledge shares of our common stock.

Based on the above factors, we do not believe our compensation policies and practices create risks that are reasonably likely to have a material adverse effect on ManpowerGroup.

[Table of Contents](#)

1 BOARD OF DIRECTORS	2 GOVERNANCE & SUSTAINABILITY	3 EXECUTIVE COMPENSATION	4 AUDIT COMMITTEE	5 INFORMATION ABOUT STOCK OWNERSHIP	6 PROPOSALS TO BE VOTED ON	7 MEETING INFORMATION
-----------------------------	--------------------------------------	---------------------------------	--------------------------	--	-----------------------------------	------------------------------

CEO Pay Ratio

In accordance with the requirements of Item 402(u) of Regulation S-K, we have calculated a CEO Pay Ratio for 2023. This ratio is a reasonable estimate, calculated as described below.

Overview

As required under Item 402(u) of Regulation S-K, the median employee must be recalculated every three years. We last calculated our median employee in 2020. As such, we have recalculated our median employee for 2023, utilizing a similar process to that performed in 2020, which is described below.

Measurement Date

We utilized a measurement date of October 1, 2023, which reflects an employee population of approximately 500,000 individuals worldwide as of the measurement date. It is important to note that 95% of this population comprises our “associates” — these are the employees on assignment that day with our clients within the approximately 75 countries and territories in which we operated in 2023. A majority of such assignments are temporary in nature, of different types and durations, which leads to considerable variation in our employee population on a daily basis. In accordance with Item 402(u), our employee population includes both our associates and the remaining 5% of our employees who represent our “permanent” (full- and part-time) staff.

Consistently Applied Compensation Measure

For each of these individuals, compensation was calculated based on total taxable earnings as defined in their home country’s payroll systems. Consistent with SEC rules, we annualized this number for part-time and full-time employees who were employed for less than the full year in 2023, but not for our associates whose positions are seasonal or temporary in nature. From this, our median employee was identified as an associate in Spain whose total annual compensation was calculated in accordance with the requirements of the Summary Compensation Table as being \$9,964. When calculated against Mr. Prising’s compensation for 2023 of \$12,712,353 as reflected in the Summary Compensation Table, it yields a CEO Pay Ratio of 1,276:1.

Calculation Excluding Associates

Supplementally, we have again calculated a CEO pay ratio excluding our associates for 2023. As noted above, most of the individuals who are counted as “employees” under Item 402(u) are in fact associates who are performing work for our clients on a temporary basis. For this supplemental calculation, our median employee as of the measurement date was an individual in Belgium whose annualized total compensation was \$42,992 for 2023. Under this calculation, the CEO pay ratio is 296:1. We believe this is a more representative indication of how our CEO pay compares to that of our workforce.

Table of Contents

1 BOARD OF DIRECTORS	2 GOVERNANCE & SUSTAINABILITY	3 EXECUTIVE COMPENSATION	4 AUDIT COMMITTEE	5 INFORMATION ABOUT STOCK OWNERSHIP	6 PROPOSALS TO BE VOTED ON	7 MEETING INFORMATION
-----------------------------	--------------------------------------	---------------------------------	--------------------------	--	-----------------------------------	------------------------------

Pay versus Performance

The following table sets forth the compensation for our Chief Executive Officer and the average compensation for our other named executive officers ("NEOs"), both as reported in the Summary Compensation Table ("SCT") and with certain adjustments to reflect the "compensation actually paid" ("CAP") to such individuals, as defined under SEC rules, for each of 2023, 2022, 2021 and 2020. The table also provides information on our cumulative total shareholder return ("TSR"), the cumulative TSR of our peer group, Net Income and Adjusted EBITA Margin over such years in accordance with SEC rules.

Pay versus Performance Table

YEAR (a)	SUMMARY COMPENSATION TABLE ("SCT") TOTAL FOR CEO(1) (b)	COMPENSATION ACTUALLY PAID TO CEO(2) (c)	AVERAGE SUMMARY COMPENSATION TABLE FOR NON-CEO NEOs(1) (d)	AVERAGE COMPENSATION ACTUALLY PAID TO NON-CEO NEOs(2) (e)	VALUE OF INITIAL FIXED \$100 INVESTMENT BASED ON:			
					MANPOWERGROUP TOTAL SHAREHOLDER RETURN (f)	S&P COMPOSITE 1500 HUMAN RESOURCES AND EMPLOYMENT SERVICES TOTAL SHAREHOLDER RETURN(3) (g)	NET INCOME(4) (\$000) (h)	ADJUSTED EBITA MARGIN(5) (i)
2023	\$ 12,712,353	\$ 9,520,807	\$ 2,688,677	\$ 2,123,502	\$ 92.56	\$ 121.22	\$ 88,800	2.62%
2022	\$ 13,123,985	\$ 3,873,368	\$ 4,202,631	\$ 2,336,378	\$ 93.08	\$ 113.87	\$373,800	3.51%
2021	\$ 18,787,835	\$ 30,986,274	\$ 3,902,692	\$ 5,936,072	\$ 105.53	\$ 152.43	\$382,400	3.10%
2020	\$ 11,903,571	\$ 6,028,110	\$ 2,400,468	\$ 1,512,063	\$ 95.47	\$ 100.85	\$ 23,800	2.20%

- (1) Compensation for our CEO, Jonas Prising, reflects the amounts reported in the "Summary Compensation Table" for the respective years. Average compensation for non-CEOs includes the following NEOs: John McGinnis, Michelle Nettles, and Richard Buchband.
- (2) Compensation "actually paid" for the CEO and average compensation "actually paid" for our non-CEOs in each of 2023, 2022, 2021 and 2020 reflects the respective amounts set forth in columns (b) and (d) of the table above, adjusted as set forth in the tables below, as determined in accordance with SEC rules. The dollar amounts reflected in columns (b) and (d) of the table above do not reflect the actual amount of compensation earned by or paid to the CEO and our other NEOs during the applicable year. For information regarding the decisions made by our People, Culture and Compensation Committee in regard to the CEO's and our other NEOs' compensation for fiscal year 2023, see the "Compensation Discussion and Analysis" section of this Proxy Statement.

CEO SCT Total to CAP Reconciliation:

CEO: Mr. Prising	2023	2022	2021	2020
Total Compensation as reported in SCT	\$ 12,712,353	\$ 13,123,985	\$ 18,787,835	\$ 11,903,571
Subtract grant date fair value of equity awards granted during fiscal year reported in SCT	\$ (10,400,015)	\$ (10,000,045)	\$ (14,000,045)	\$ (10,000,012)
Add fair value of equity compensation granted in current year – value at year-end	\$ 8,021,263	\$ 7,316,198	\$ 25,650,278	\$ 9,176,116
Add dividends accrued on unvested shares/share units	\$ 950,508	\$ 356,656	\$ 164,080	\$ 131,390
Add/subtract change in fair value from end of prior fiscal year to end of current fiscal year for awards made in prior fiscal years that were unvested at end of current fiscal year	\$ (2,546,612)	\$ (4,469,463)	\$ 212,830	\$ (3,943,945)
Add/subtract change in fair value from end of prior fiscal year to vesting date for awards made in prior fiscal years that vested during current fiscal year	\$ 783,310	\$ 1,955,816	\$ 171,296	\$ (621,509)
Subtract fair value of forfeited awards determined at end of prior year for awards made in prior fiscal years that were forfeited during current fiscal year	\$ —	\$ (4,409,779)	\$ —	\$ (617,501)
Compensation Actually Paid to CEO	\$ 9,520,807	\$ 3,873,368	\$ 30,986,274	\$ 6,028,110

[Table of Contents](#)

1 BOARD OF DIRECTORS	2 GOVERNANCE & SUSTAINABILITY	3 EXECUTIVE COMPENSATION	4 AUDIT COMMITTEE	5 INFORMATION ABOUT STOCK OWNERSHIP	6 PROPOSALS TO BE VOTED ON	7 MEETING INFORMATION
-----------------------------	--------------------------------------	---------------------------------	--------------------------	--	-----------------------------------	------------------------------

PAY VERSUS PERFORMANCE

Average Non-CEO SCT Total to CAP Reconciliation:

Non-CEO NEOs (Average)	2023	2022	2021	2020
Total Compensation as reported in SCT	\$ 2,688,677	\$ 4,202,631	\$ 3,902,692	\$ 2,400,468
Subtract grant date fair value of equity awards granted during fiscal year reported in SCT	\$ (1,750,006)	\$ (3,000,006)	\$ (2,240,139)	\$ (1,600,079)
Add fair value of equity compensation granted in current year – value at year-end	\$ 1,349,736	\$ 2,229,006	\$ 4,104,263	\$ 1,468,252
Add dividends accrued on unvested shares/share units	\$ 191,332	\$ 96,802	\$ 32,353	\$ 37,362
Add/subtract change in fair value from end of prior fiscal year to end of current fiscal year for awards made in prior fiscal years that were unvested at end of current fiscal year	\$ (471,350)	\$ (728,235)	\$ 48,243	\$ (614,567)
Add/subtract change in fair value from end of prior fiscal year to vesting date for awards made in prior fiscal years that vested during current fiscal year	\$ 115,113	\$ 241,767	\$ 88,660	\$ (104,606)
Subtract fair value of forfeited awards determined at end of prior year for awards made in prior fiscal years that were forfeited during current fiscal year	\$ —	\$ (705,587)	\$ —	\$ (74,767)
Compensation Actually Paid to Non-CEO NEOs	\$ 2,123,502	\$ 2,336,378	\$ 5,936,072	\$ 1,512,063

- (3) TSR is cumulative (assuming \$100 was invested on December 31, 2019) for the measurement periods beginning on December 31, 2019 and ending on December 31 of each of 2023, 2022, 2021 and 2020, respectively, calculated in accordance with Item 201(e) of Regulation S-K. The peer group for purposes of this table is the same as for the Shareholder Return Performance Presentation of the Company's Annual Reports on Form 10-K for the year ended December 31, 2023. Historic stock price performance is not necessarily indicative of future stock performance.
- (4) Reflects "Net Income" in the Company's Consolidated Statements of Income included in the Company's Annual Reports on Form 10-K for each of the years ended December 31, 2023, 2022, 2021 and 2020.
- (5) Adjusted EBITA Margin is the financial measure from the tabular list of Company Performance Metrics below which in the Company's assessment represents the most important financial measure used by the Company to link compensation and performance. Adjusted EBITA Margin as used in this Proxy Statement is a non-GAAP financial measure. Refer to page 48 for further discussion on this measure, including a reconciliation of Adjusted EBITA Margin to the most directly comparable GAAP measure.

Table of Contents

1 BOARD OF DIRECTORS	2 GOVERNANCE & SUSTAINABILITY	3 EXECUTIVE COMPENSATION	4 AUDIT COMMITTEE	5 INFORMATION ABOUT STOCK OWNERSHIP	6 PROPOSALS TO BE VOTED ON	7 MEETING INFORMATION
-----------------------------	--------------------------------------	---------------------------------	--------------------------	--	-----------------------------------	------------------------------

PAY VERSUS PERFORMANCE

Most Important Financial Performance Measures

The unranked list below represents ManpowerGroup's most important measures used to link compensation to performance:

Company Performance Metrics(1)

- Adjusted EBITA Margin
- Return on Invested Capital
- Adjusted EPS
- Revenue
- Strategic KPIs and ESG Goals

(1) For further information regarding these company performance metrics and their function in the Company's executive compensation program, please see the "Compensation Discussion and Analysis" section of this Proxy Statement.

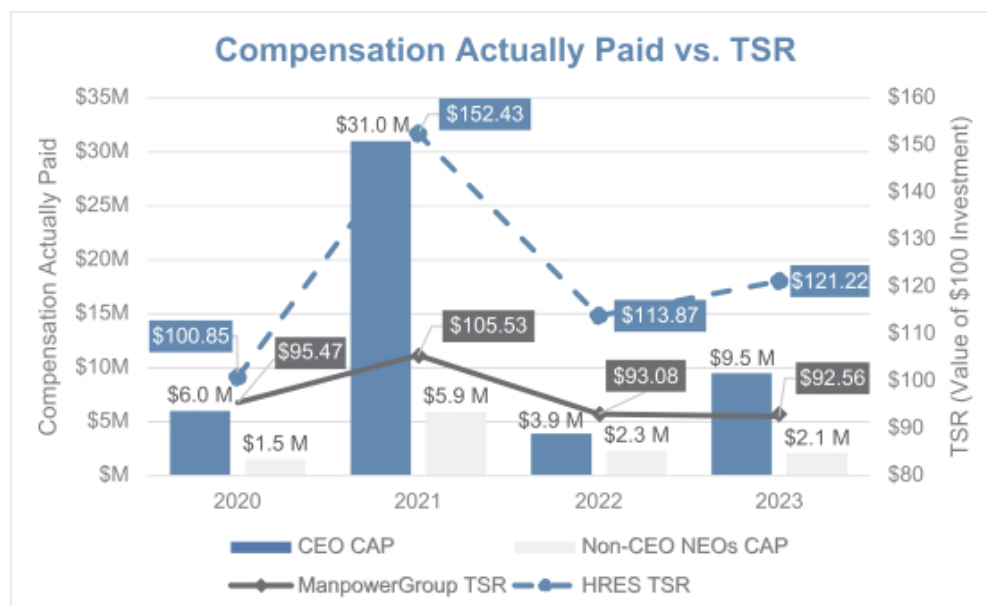
Relationship between CAP and Company Performance

Below are graphs showing the relationship of compensation "actually paid" to our Chief Executive Officer and other NEOs in 2023, 2022, 2021 and 2020 to (1) TSR of both ManpowerGroup and the S&P 1500 Human Resources & Employment Services (HRES) Index, (2) our net income and (3) our EBITA Margin.

Compensation "actually paid," as required under SEC rules, reflects adjusted values to unvested and vested equity awards during the years shown in the table based on year-end stock prices, various accounting valuation assumptions, and projected performance modifiers but does not reflect actual amounts paid out for those awards. CAP generally fluctuates due to stock price achievement and varying levels of projected and actual achievement of performance goals. For a discussion of how our People, Culture and Compensation Committee assessed the Company's performance and our NEO's pay each year, see "Compensation Discussion and Analysis" in this proxy statement and in the proxy statements for 2022, 2021 and 2020.

CAP vs. TSR

As shown in the chart below, the CEO and other NEOs' CAP amounts are aligned with the Company's TSR. The Company's lower TSR in 2020, 2022, and 2023 relative to the S&P 1500 Human Resources & Employment Services (HRES) Index aligned with lower CAP for the CEO and NEOs, while stronger performance in 2021 resulted in higher CAP.



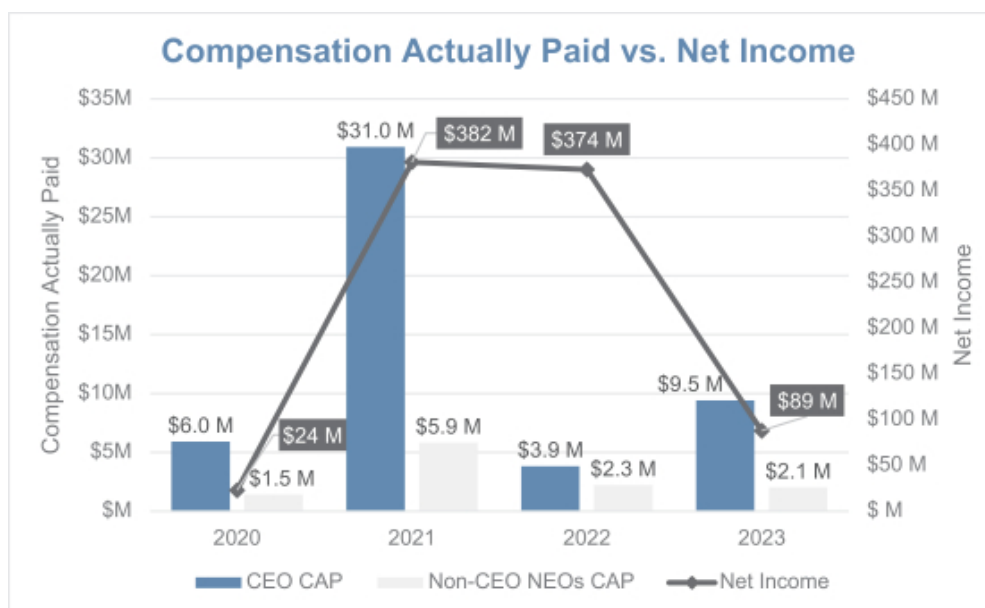
[Table of Contents](#)

- 1 BOARD OF DIRECTORS
- 2 GOVERNANCE & SUSTAINABILITY
- 3 EXECUTIVE COMPENSATION
- 4 AUDIT COMMITTEE
- 5 INFORMATION ABOUT STOCK OWNERSHIP
- 6 PROPOSALS TO BE VOTED ON
- 7 MEETING INFORMATION

PAY VERSUS PERFORMANCE

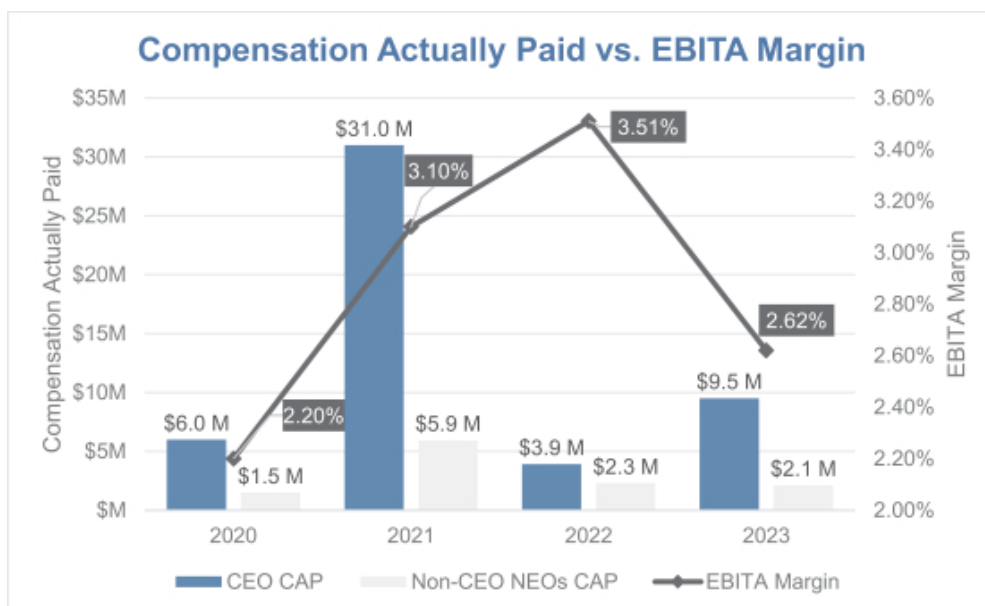
CAP vs. GAAP Net Income

The Company's Net Income fell in 2023, as did CAP for non-CEO NEOs. The CEO's CAP grew year-over-year, but was still less than the amount disclosed in the Summary Compensation Table for 2023.



CAP vs. Company Selected Measure

The Company's EBITA Margin decreased in 2023, which aligns with the Non-CEO NEOs' lower CAP in 2023 compared to 2022. The CEO's CAP was higher in 2023, but was less than the amount disclosed in the Summary Compensation Table.



Audit Committee Report

Charter and Responsibilities

We have an audit committee that consists entirely of independent directors, each of whom meets the independence requirements set forth by the New York Stock Exchange and the SEC. The board of directors has adopted a charter for the audit committee, which is available on our web site at <http://investor.manpowergroup.com/governance>. The charter sets forth the responsibilities and authority of the audit committee with respect to our independent auditors, quarterly and annual financial statements, non-audit services, internal audit and accounting, risk assessment and risk management, business conduct and ethics, special investigations, use of advisors and other reporting and disclosure obligations, including the audit committee's obligations in monitoring the Company's compliance with its code of business conduct and ethics as well as its policies and procedures regarding anti-corruption. The committee reviews its charter on a periodic basis and recommends updates as necessary.

2023 Activity

In 2023, the audit committee met four times. Over the course of these meetings, the audit committee met with our chief financial officer, other senior members of the finance department, senior members of the IT department, the chairperson of our disclosure committee, the head of internal audit, our chief legal officer and our independent auditors. During these meetings, the audit committee reviewed and discussed, among other things:

- our financial statements for full year 2022 and each of the first three quarters of 2023, including the disclosures under "Management's Discussion and Analysis of Financial Condition and Results of Operations;"
- our compliance with and reporting under Section 404 of the Sarbanes-Oxley Act of 2002 and the related auditing standards;
- the independent auditors' material written communications with management;
- our annual internal and external audit plans and the internal and external staffing resources available to carry out our audit plans;
- internal audit results;
- our enterprise risk management framework, including financial and operational risks;
- certain risk matters including the Company's risk profile, data privacy risk, and technology and cybersecurity risk;
- the impact of new accounting pronouncements;
- current tax matters affecting us, including reporting compliance, audit activity and tax planning;
- litigation and regulatory matters;
- our compliance with our code of business conduct and ethics, our anti-corruption policy, and our policy on gifts, entertainment and sponsorships;
- our compliance with our Policy Regarding the Retention of Former Employees of Independent Auditors and Independent Auditor Services Policy; and
- a self-evaluation of the committee.

The audit committee met four times in private session with Deloitte & Touche LLP ("Deloitte") and met four times in private session with the head of internal audit. The purpose of the private sessions is to allow the participants to raise any concerns they may have and to discuss other topics in a confidential setting.

In addition to the meetings discussed above, the chair of the audit committee, and any other audit committee member or other member of the board of directors who desired or was requested to participate, reviewed with management and our independent auditors our financial results prior to the quarterly release of earnings.

Fiscal Year 2023 Financial Statements

In February 2024, the independent auditors and members of senior management reviewed and discussed the audited financial statements for the fiscal year ended December 31, 2023 with the audit committee, together with our disclosures under "Management's Discussion and Analysis of Financial Condition and Results of Operations." This discussion included, among other things:

- critical accounting policies and practices used in the preparation of our financial statements;
- our judgmental reserves;

Table of Contents

1 BOARD OF DIRECTORS	2 GOVERNANCE & SUSTAINABILITY	3 EXECUTIVE COMPENSATION	4 AUDIT COMMITTEE	5 INFORMATION ABOUT STOCK OWNERSHIP	6 PROPOSALS TO BE VOTED ON	7 MEETING INFORMATION
-----------------------------	--------------------------------------	---------------------------------	--------------------------	--	-----------------------------------	------------------------------

AUDIT COMMITTEE REPORT

- the effect of regulatory and accounting pronouncements on our financial statements, including the adoption of significant accounting standards;
- confirmation that there were no unrecorded material audit adjustments proposed by the independent auditors;
- confirmation that there were no matters of significant disagreement between management and the independent auditors arising during the audit;
- critical audit matters disclosed in the independent auditors' opinion;
- other matters required to be discussed by the applicable requirements of the Public Company Accounting Oversight Board ("PCAOB") and the SEC;
- other matters required to be discussed by PCAOB Ethics and Independence Rule 3526, *Communication with Audit Committees Concerning Independence*; and
- matters relating to Section 404 of the Sarbanes-Oxley Act, including the management report on internal control over financial reporting for 2023 and the independent auditors' report with respect to the effectiveness of our internal control over financial reporting and management's assessment of the effectiveness of our internal control over financial reporting.

At this meeting, the audit committee met in separate private sessions with the independent auditors, the head of internal audit and management.

In reliance on these reviews and discussions, and the report of the independent auditors, the audit committee has recommended to the board of directors that the audited financial statements be included in our Annual Report on Form 10-K for the year ended December 31, 2023.

The audit committee has also received the written disclosures and confirmation from Deloitte required by PCAOB Ethics and Independence Rule 3526 and discussed with Deloitte their independence. In particular, at each regular meeting during 2023 and at the meeting in February 2024 the audit committee reviewed and discussed the non-audit services provided by Deloitte to us as described below. The audit committee has considered whether the provision of the non-audit services is compatible with the independence of Deloitte and satisfied itself as to the auditor's independence. The audit committee believes that Deloitte has been objective and impartial in conducting the 2023 audit and believes that the provision of these services has not adversely affected the integrity of our audit and financial reporting processes.

In performing all of the functions described above, the audit committee acts only in an oversight capacity. The audit committee does not complete its reviews of the matters described above prior to our public announcements of financial results and, necessarily, in its oversight role, the audit committee relies on the work and assurances of our management, which has the primary responsibility for our financial statements and related reports and internal control over financial reporting, and of the independent auditors, who, in their report, express an opinion on the conformity of our annual financial statements to accounting principles generally accepted in the United States and on the effectiveness of our internal control over financial reporting.

The Audit Committee

Paul Read, Chair
Jean-Philippe Courtois
John F. Ferraro
Patricia Hemingway Hall
Ulice Payne, Jr.

[Table of Contents](#)

1 BOARD OF DIRECTORS	2 GOVERNANCE & SUSTAINABILITY	3 EXECUTIVE COMPENSATION	4 AUDIT COMMITTEE	5 INFORMATION ABOUT STOCK OWNERSHIP	6 PROPOSALS TO BE VOTED ON	7 MEETING INFORMATION
-----------------------------	--------------------------------------	---------------------------------	--------------------------	--	-----------------------------------	------------------------------

Fees Billed by Deloitte

This table presents fees for professional audit and other services billed by Deloitte and related entities for 2023 and 2022, which consist of the following:

YEAR ENDED DECEMBER 31,	2023	2022
Audit Fees	\$8,170,000	\$7,828,000
Audit-Related Fees	\$152,000	\$393,000
Tax Fees	\$810,000	\$904,000
All Other Fees	—	—
Total	\$9,132,000	\$9,125,000

Audit Fees

These amounts represent the aggregate fees billed by Deloitte for the audit of our financial statements and attestation of our certification of our internal control over financial reporting for 2023 and 2022, respectively, and the review of the financial statements included in our Quarterly Reports on Form 10-Q for each year, all of which were approved by the audit committee.

Audit-Related Fees

These amounts consist of assurance and related services that are reasonably related to the performance of the audit or review of our consolidated financial statements or internal control over financial reporting. For 2023, these services included certifications and attestation reports related to certain financial and non-financial information for specific client requirements and government subsidies for certain of our foreign subsidiaries and other miscellaneous services. For 2022, these services included certifications and attestation reports related to certain financial and non-financial information for specific client requirements and government subsidies for certain of our foreign subsidiaries, sustainability advisory services related to advice and recommendations regarding management's ESG program and other miscellaneous services.

Tax Fees

Tax fees generally consist of tax compliance and return preparation and tax planning and advice. For 2023, these services included U.S. federal, state, local and international tax research and consultation services, services related to U.S. foreign tax credit and expense apportionment research and consultation and tax compliance and transfer pricing services. For 2022, these services included U.S. federal, state, local and international tax research and consultation services, services related to U.S. foreign tax credit and expense apportionment research and consultation and tax compliance and transfer pricing services.

All Other Fees

All other fees consist of permitted services other than those that meet the criteria above. There were no other fees incurred for 2023 and 2022.

Independent Auditor Services Policy

We have an Independent Auditor Services Policy that we review on an annual basis. The policy sets forth the types of services that we may and may not engage our auditors to provide, the approval requirements for permitted services and related disclosure and reporting standards. A copy of the policy is available on our web site at <http://investor.manpowergroup.com/governance>. Each of the services described under the headings "Audit-Related Fees" and "Tax Fees" was approved during 2023 and 2022 in accordance with the policy.

Table of Contents

1 BOARD OF DIRECTORS	2 GOVERNANCE & SUSTAINABILITY	3 EXECUTIVE COMPENSATION	4 AUDIT COMMITTEE	5 INFORMATION ABOUT STOCK OWNERSHIP	6 PROPOSALS TO BE VOTED ON	7 MEETING INFORMATION
-----------------------------	--------------------------------------	---------------------------------	--------------------------	--	-----------------------------------	------------------------------

Security Ownership of Certain Beneficial Owners

The following table lists as of the record date (except as noted below) information as to the persons believed by us to be beneficial owners of more than 5% of our outstanding common stock:

NAME AND ADDRESS OF BENEFICIAL OWNERS	AMOUNT AND NATURE OF BENEFICIAL OWNERSHIP		PERCENT OF CLASS(1)	
Vanguard Group, Inc. 100 Vanguard Boulevard Malvern, PA 19355	6,912,219	(2)	14.3	%
BlackRock, Inc. 50 Hudson Yards New York, NY 10001	5,075,345	(3)	10.5	%
Victory Capital Management Inc. 4900 Tiedeman Rd., 4th Floor Brooklyn, OH 44144	3,759,889	(4)	7.8	%
Capital World Investors 333 South Hope Street, 55th Floor Los Angeles, CA 90071	3,039,033	(5)	6.3	%

- (1) Based on 48,380,478 shares of common stock outstanding as of the record date.
- (2) This information is based on a Schedule 13G filed on February 13, 2024. According to this Schedule 13G, these securities are owned by various individual and institutional investors for which Vanguard Group, Inc. ("Vanguard") serves as investment advisor. Vanguard has shared voting power with respect to 29,618 shares held, sole dispositive power with respect to 6,827,824 shares held and shared dispositive power with respect to 84,395 shares held.
- (3) This information is based on a Schedule 13G filed on March 7, 2024 by BlackRock, Inc. on its behalf and on behalf of its following affiliates: BlackRock Life Limited, BlackRock Advisors, LLC, Aperio Group, LLC, BlackRock (Netherlands) B.V., BlackRock Fund Advisors, BlackRock Institutional Trust Company, National Association, BlackRock Asset Management Ireland Limited, BlackRock Financial Management, Inc., BlackRock Japan Co., Ltd., BlackRock Asset Management Schweiz AG, BlackRock Investment Management, LLC, BlackRock Investment Management (UK) Limited, BlackRock Asset Management Canada Limited, BlackRock Investment Management (Australia) Limited, BlackRock Advisors (UK) Limited, BlackRock Fund Managers Ltd. According to this Schedule 13G, these securities are owned of record by BlackRock, Inc. BlackRock, Inc. has sole voting power with respect to 4,852,241 shares held and sole dispositive power with respect to 5,075,345 shares held.
- (4) This information is based on a Schedule 13G filed on February 6, 2024. According to this Schedule 13G, the clients of Victory Capital Management Inc., including investment companies registered under the Investment Company Act of 1940 and separately managed accounts, have the right to receive or the power to direct the receipt of dividends from, or the proceeds from the sale of, the class of securities reported therein, and no client has the right to receive or the power to direct the receipt of dividends from, or the proceeds from the sale of, more than 5% of such class. Victory has sole voting power with respect to 3,696,389 shares held and sole dispositive power with respect to 3,759,889 shares held.
- (5) This information is based on a Schedule 13G filed on February 9, 2024. According to this Schedule 13G, these securities are owned by Capital World Investors ("CWI"), a division of Capital Research and Management Company ("CRMC"), as well as its investment management subsidiaries and affiliates Capital Bank and Trust Company, Capital International, Inc., Capital International Limited, Capital International Sarl, Capital International K.K., Capital Group Private Client Services, Inc., and Capital Group Investment Management Private Limited (together with CRMC, the "investment management entities"). CWI's divisions of each of the investment management entities collectively provide investment management services under the name "Capital World Investors." CWI has sole voting power with respect to 3,039,033 shares held and sole dispositive power with respect to 3,039,033 shares held.

Table of Contents

1 BOARD OF DIRECTORS	2 GOVERNANCE & SUSTAINABILITY	3 EXECUTIVE COMPENSATION	4 AUDIT COMMITTEE	5 INFORMATION ABOUT STOCK OWNERSHIP	6 PROPOSALS TO BE VOTED ON	7 MEETING INFORMATION
-----------------------------	--------------------------------------	---------------------------------	--------------------------	--	-----------------------------------	------------------------------

Beneficial Ownership of Directors and Executive Officers

Set forth in the table below, as of February 23, 2024, are the shares of ManpowerGroup common stock beneficially owned by each director and nominee, each of the executive officers named in the table under the heading "Summary Compensation Table," and all directors and executive officers of ManpowerGroup as a group and the shares of ManpowerGroup common stock that could be acquired within 60 days of February 23, 2024 by such persons.

NAME OF BENEFICIAL OWNER	COMMON STOCK BENEFICIALLY OWNED(1)(3)	RIGHT TO ACQUIRE COMMON STOCK(1)(2)	PERCENT OF CLASS
Jonas Prising	990,639	553,387	2.0 %
Richard Buchband	61,275	41,155	*
Jean-Philippe Courtois	2,237	—	*
William Downe	31,450	—	*
John F. Ferraro	2,265	—	*
William P. Gipson	—	—	*
Patricia Hemingway Hall	16,527	—	*
Julie M. Howard	4,085	—	*
John T. McGinnis	196,265	133,626	*
Michelle S. Nettles	57,923	28,380	*
Ulice Payne, Jr	10,752	—	*
Muriel Pénicaud	—	—	*
Paul Read	18,290	—	*
Elizabeth P. Sartain	30,337	—	*
Michael J. Van Handel	16,495	—	*
All directors and executive officers as a group (15 persons)	1,438,540	756,548	3.0 %

* Less than 1% of outstanding shares.

(1) Except as indicated below, all shares shown in this column are owned with sole voting and dispositive power. Amounts shown in the Right to Acquire Common Stock column are also included in the Common Stock Beneficially Owned column.

Table of Contents

1	BOARD OF DIRECTORS	2	GOVERNANCE & SUSTAINABILITY	3	EXECUTIVE COMPENSATION	4	AUDIT COMMITTEE	5	INFORMATION ABOUT STOCK OWNERSHIP	6	PROPOSALS TO BE VOTED ON	7	MEETING INFORMATION
----------	---------------------------	----------	--	----------	-------------------------------	----------	------------------------	----------	--	----------	---------------------------------	----------	----------------------------

BENEFICIAL OWNERSHIP OF DIRECTORS AND EXECUTIVE OFFICERS

The table additionally does not include vested shares of deferred stock, which will be settled in shares of ManpowerGroup common stock on a one-for-one basis, held by the following directors that were issued under the 2011 Equity Incentive Plan and the Terms and Conditions Regarding the Grant of Awards to Non-Employee Directors under the 2011 Equity Incentive Plan:

DIRECTOR	VESTED DEFERRED STOCK
Jean-Philippe Courtois	4,110
William Downe	31,637
John F. Ferraro	20,719
William P. Gipson	10,472
Patricia Hemingway Hall	4,793
Julie M. Howard	19,168
Ulice Payne, Jr.	5,616
Muriel Pénicaud	2,298
Paul Read	1,506
Michael J. Van Handel	4,110

The table does not include 2,265 unvested shares of deferred stock, which will be settled in shares of ManpowerGroup common stock on a one-for-one basis, held by each of Mr. Courtois, Mr. Downe, Mr. Gipson, Ms. Howard, Mr. Payne, Ms. Pénicaud, and Mr. Van Handel that were issued under the 2011 Plan and the Terms and Conditions on January 1, 2024. These shares of deferred stock vest in equal quarterly installments during 2024.

- (2) Common stock that may be acquired within 60 days of the record date through the exercise of stock options and the settlement of vested RSUs.
- (3) Includes the following number of shares of unvested restricted stock as of the record date:

DIRECTOR	UNVESTED RESTRICTED STOCK
John Ferraro	2,265
Patricia Hemingway Hall	2,265
Paul Read	2,265
Elizabeth P. Sartain	2,265

The holders of the restricted stock have sole voting power with respect to all shares held and no dispositive power with respect to all shares held.

[Table of Contents](#)

1 BOARD OF DIRECTORS	2 GOVERNANCE & SUSTAINABILITY	3 EXECUTIVE COMPENSATION	4 AUDIT COMMITTEE	5 INFORMATION ABOUT STOCK OWNERSHIP	6 PROPOSALS TO BE VOTED ON	7 MEETING INFORMATION
-----------------------------	--------------------------------------	---------------------------------	--------------------------	--	-----------------------------------	------------------------------

1. Election of Directors

Our articles of incorporation provide that our board of directors will consist of three to fifteen members. Following the departure of William Downe at the 2024 annual meeting of shareholders, our board of directors will consist of eleven members. All directors are elected annually to serve until the next annual meeting of shareholders and until the directors' successors are duly elected and shall qualify.

The governance and sustainability committee considers candidates who are recommended by its members, by other board members, by shareholders, and by management, as well as those identified by third-party search firms retained to assist in identifying and evaluating possible candidates. The board of directors will appoint additional directors, in accordance with our articles of incorporation, based upon the recommendation of the governance and sustainability committee and subject to re-election by our shareholders at the next annual meeting of shareholders.

The following individuals are being nominated as directors, each for a one-year term expiring at the 2025 annual meeting of shareholders:

NAME	AGE	DIRECTOR SINCE	PRINCIPAL OCCUPATION
Jean-Philippe Courtois	63	2020	Executive Vice President, National Transformation Partnerships, Microsoft Corporation
John F. Ferraro	68	2016	Former Global Chief Operating Officer, Ernst & Young
William P. Gipson	66	2020	Former President, Enterprise Packaging Transformation, Procter & Gamble
Patricia Hemingway Hall	71	2011	Former President and Chief Executive Officer, Health Care Service Corporation
Julie M. Howard	61	2016	Former Chief Executive Officer, Riveron Consulting, LLC.
Ulice Payne, Jr.	68	2007	President and Managing Member, Addison-Clifton, LLC
Muriel Pénicaud	68	2022	Former Minister of Labor for France
Jonas Prising	59	2014	Chairman and Chief Executive Officer, ManpowerGroup
Paul Read	57	2014	Former President and Chief Operating Officer, Ingram Micro, Inc.
Elizabeth P. Sartain	69	2010	Independent Human Resource Advisor and Consultant
Michael J. Van Handel	64	2017	Former Senior Executive Vice President, ManpowerGroup

The governance and sustainability committee reviewed the qualifications of the directors listed above who are seeking re-election and recommended to the board of directors that each be elected to serve for an additional one-year term. The board of directors has confirmed the nominations.

[Table of Contents](#)

1 BOARD OF DIRECTORS	2 GOVERNANCE & SUSTAINABILITY	3 EXECUTIVE COMPENSATION	4 AUDIT COMMITTEE	5 INFORMATION ABOUT STOCK OWNERSHIP	6 PROPOSALS TO BE VOTED ON	7 MEETING INFORMATION
-----------------------------	--------------------------------------	---------------------------------	--------------------------	--	-----------------------------------	------------------------------

ELECTION OF DIRECTORS

In accordance with our articles of incorporation and bylaws, a nominee will be elected as a director if the number of votes cast in favor of the election exceeds the number of votes cast against the election of that nominee. Abstentions and broker non-votes will not be counted as votes cast. If the number of votes cast in favor of the election of a director is less than the number of votes cast against the election of the director, the director is required to tender his or her resignation from the board of directors to the governance and sustainability committee. The governance and sustainability committee will recommend to the board of directors whether to accept or reject the tendered resignation or whether other action should be taken. Any such resignation will be effective only upon its acceptance by the board of directors. The board of directors will act on the recommendation of the governance and sustainability committee and publicly disclose its decision, and the rationale behind its decision, within 90 days from the date of the announcement of the final results of balloting for the election.

- 1 ■ The board of directors recommends you vote FOR the election of each of the nominees listed above, and your proxy will be so voted unless you specify otherwise.**

2. Ratification of Independent Auditors

The audit committee of the board of directors has appointed Deloitte & Touche LLP to audit our consolidated financial statements for the fiscal year ending December 31, 2024 and directed that such appointment be submitted to the shareholders for ratification. Deloitte & Touche LLP has audited our consolidated financial statements since the fiscal year ended December 31, 2005. Representatives of Deloitte & Touche LLP will be present at the annual meeting and have the opportunity to make a statement if they so desire and will also be available to respond to appropriate questions.

If the shareholders do not ratify the appointment of Deloitte & Touche LLP, the audit committee will take such action into account in reconsidering the appointment of our independent auditors for the fiscal year ending December 31, 2024.

The affirmative vote of a majority of the votes cast on this proposal shall constitute ratification of Deloitte & Touche LLP as our independent auditors for the fiscal year ending December 31, 2024. Abstentions and broker non-votes will not be counted as votes cast and, therefore, will have no impact on the approval of the proposal.

2.

The board of directors recommends you vote FOR the ratification of the appointment of Deloitte & Touche LLP as our independent auditors for the fiscal year ending December 31, 2024, and your proxy will be so voted unless you specify otherwise.

3. Advisory Vote on Approval of the Compensation of Named Executive Officers

The Company seeks your advisory vote on our executive compensation program and asks that you support the compensation of our named executive officers as disclosed in the “Compensation Discussion and Analysis” section and the accompanying tables contained in this Proxy Statement. We are providing this vote as required pursuant to Section 14A of the Securities Exchange Act of 1934. We are asking shareholders to approve the following resolution regarding our executive compensation program:

RESOLVED, that the compensation paid to the Company’s named executive officers, as disclosed pursuant to Item 402 of Regulation S-K, including the Compensation Discussion and Analysis, compensation tables and narrative discussion, is hereby approved.

ManpowerGroup derives approximately 84% of its revenues from outside the United States, with the largest portions coming from the company’s operating segments in Southern Europe (45%), Northern Europe (20%) and Asia Pacific Middle East (12%). Our business is truly global in nature and complexity. Through our global network of over 2,100 offices in approximately 75 countries and territories, we put millions of people to work each year with our global, multinational and local clients across all major industry segments and provide a broad range of workforce solutions including recruitment and assessment, training and development, career management, outsourcing and workforce consulting.

To be successful, ManpowerGroup needs senior executives who have the capability and experience to operate effectively in this environment. A guiding principle of the company’s compensation program is to provide pay opportunities to the executive officers that are competitive in attracting and retaining executives of this caliber. Other key objectives of the program are to align compensation to shareholder interests and, as an element of that objective, to pay for results and not pay for failure.

Compensation packages for the executive officers generally include, as short-term arrangements, a base salary and an annual incentive bonus, and for long-term focus and value accumulation, PSUs, and RSUs. The use of stock options was discontinued in 2022. The annual incentive is earned based on achievement of goals established at the beginning of each year. Likewise, PSUs represent a right to receive shares of company common stock based on achievement of goals established at the time the PSUs are granted. For both, award opportunities are established for achievement at threshold, target and outstanding levels.

As noted above, a key objective of the compensation program is to align compensation to shareholder interests. The company’s compensation program addresses this objective on both a short-term basis and a long-term basis. Annual incentive awards are based on achievement of goals that are drivers of shareholder value and PSUs are earned based on EBITA Margin Percent, which aligns with how the Company measures performance and also focuses executive officers on the long-term profitability of the Company. The PSUs may be modified within specified bounds based on whether strategic objectives have been achieved during the PSU performance period. In addition, a substantial portion of the annual incentive award paid to the executive officers is based on achievement of earnings per share, return on invested capital and revenue for the year. Earnings per share focuses our executive officers on producing financial results that align with the interests of our shareholders, return on invested capital incentivizes our executive officers to manage our accounts receivable and other capital investments carefully in order to maximize capital deployed, and revenue keeps our NEOs focused on top-line growth, in addition to profitability.

Both the short-term and long-term components of the compensation program reflect the objective that senior executives should be paid for results and not paid for failure. The executive officers’ base salaries generally are at or below market median with a significant component of the annual cash opportunity based on the level of attainment of performance goals for the year. If the actual results fall short of the goals, the award level is correspondingly reduced or eliminated.

[Table of Contents](#)

1 BOARD OF DIRECTORS	2 GOVERNANCE & SUSTAINABILITY	3 EXECUTIVE COMPENSATION	4 AUDIT COMMITTEE	5 INFORMATION ABOUT STOCK OWNERSHIP	6 PROPOSALS TO BE VOTED ON	7 MEETING INFORMATION
-----------------------------	--------------------------------------	---------------------------------	--------------------------	--	-----------------------------------	------------------------------

ADVISORY VOTE ON APPROVAL OF THE COMPENSATION OF NAMED EXECUTIVE OFFICERS

As for the long-term components of the compensation program, the ultimate value received by an executive, through stock appreciation, will of course depend directly on the performance of the company. In addition, a significant component of the long-term compensation package consists of PSUs which are earned only to the extent the company achieves a pre-established level of performance tied to a designated performance metric, EBITA Margin Percent.

Approval of the company's executive compensation policies and procedures requires that the number of votes cast in favor of the proposal exceeds the number of votes cast against it. Abstentions and broker non-votes will not be counted as votes cast. Because this shareholder vote is advisory, it will not be binding upon the board of directors. However, the people, culture and compensation committee will take into account the outcome of the vote when considering future executive compensation arrangements.

3.

The board of directors recommends that you vote FOR the proposal to approve the compensation of our named executive officers, and your proxy will be so voted unless you specify otherwise.

[Table of Contents](#)

1	BOARD OF DIRECTORS	2	GOVERNANCE & SUSTAINABILITY	3	EXECUTIVE COMPENSATION	4	AUDIT COMMITTEE	5	INFORMATION ABOUT STOCK OWNERSHIP	6	PROPOSALS TO BE VOTED ON	7	MEETING INFORMATION
----------	---------------------------	----------	--	----------	-------------------------------	----------	------------------------	----------	--	----------	---------------------------------	----------	----------------------------

Date, Time, and Place of Meeting

Date: May 3, 2024

Time: 8:00 a.m. CDT

Virtual Meeting Access: www.meetnow.global/MPJX244

This proxy statement and form of proxy were first made available to shareholders on or about March 7, 2024. This proxy statement relates to the solicitation of proxies by the board of directors of ManpowerGroup Inc. for the purposes set forth in this proxy statement and in the accompanying notice of annual meeting of shareholders.

Shareholders who execute proxies retain the right to revoke them at any time before the shares are voted by proxy during the meeting. A shareholder may revoke a proxy by delivering a signed statement to our Corporate Secretary at or prior to the annual meeting or by timely executing and delivering, by Internet, telephone, or mail, another proxy dated as of a later date.

Proxy Materials are Available on the Internet

Under rules adopted by the Securities and Exchange Commission, ManpowerGroup is making this proxy statement and other annual meeting materials available on the Internet instead of mailing a printed copy of these materials to each shareholder. The Notice is being mailed to shareholders commencing on or about March 21, 2024. Shareholders who receive a Notice of Internet Availability of Proxy Materials (the "Notice") by mail will not receive a printed copy of these materials. Instead, the Notice contains instructions as to how shareholders may access and review all of the important information contained in the materials on the Internet, including how shareholders may submit proxies by telephone or over the Internet.

If you received the Notice by mail and would prefer to receive a printed copy of ManpowerGroup's proxy materials, please follow the instructions for requesting printed copies included in the Notice.

Participating in the Annual Meeting

This year's annual meeting will be held over the web in a virtual meeting format. Conducting the meeting virtually will ensure shareholder participation and facilitate participation. ManpowerGroup shareholders as of the close of business on February 23, 2024 are entitled to attend and vote and ask questions at the annual meeting.

Shareholders can begin asking questions approximately five days in advance of the meeting as well as during the meeting by accessing the virtual meeting site. We will answer as many questions as possible during the live webcast Q&A session, as time permits. Only pertinent questions to the Company and the matters of the meeting will be answered. Any pertinent questions of the meeting that are not answered during the Annual Meeting will be addressed and posted to the Company's website as soon as practical after the meeting.

Whether or not you participate in the virtual annual meeting, ManpowerGroup urges you to vote and submit your proxy in advance of the meeting.

ManpowerGroup shareholders can access the meeting at www.meetnow.global/MPJX244.

Registered Shareholders

If you are a registered shareholder, to attend and vote, follow the instructions on the meeting website and enter the control number found on your proxy card or notice, or email you received.

Beneficial Shareholders

If you are a beneficial shareholder, you must register in advance to attend and vote at the 2024 Annual Meeting. To register to attend you must submit proof of your proxy power (legal proxy) reflecting your ManpowerGroup Inc. holdings along with your name and email address to Computershare. Requests for registration must be labeled as "Legal Proxy" and be received no later than 5:00 p.m., Eastern Time, on April 30, 2024. You will receive a confirmation email from Computershare of your registration and will be issued a control number that will allow you to attend and vote at the Annual Meeting.

Table of Contents

1	BOARD OF DIRECTORS	2	GOVERNANCE & SUSTAINABILITY	3	EXECUTIVE COMPENSATION	4	AUDIT COMMITTEE	5	INFORMATION ABOUT STOCK OWNERSHIP	6	PROPOSALS TO BE VOTED ON	7	MEETING INFORMATION
----------	---------------------------	----------	--	----------	-------------------------------	----------	------------------------	----------	--	----------	---------------------------------	----------	----------------------------

SOLICITING PROXIES

Requests for registration should be directed to Computershare at the following:

By email: Forward the email from your broker granting you a Legal Proxy, or attach an image of your Legal Proxy, to legalproxy@computershare.com

By mail: Computershare
ManpowerGroup Legal Proxy
P.O. Box 43001
Providence, RI 02940-3001

A list of shareholders of record will be available during the virtual Annual Meeting for inspection by shareholders for any legally valid purpose related to the Annual Meeting at www.meetnow.global/MPJX244.

The annual meeting will begin promptly at 8:00 a.m. Central Time on Friday, May 3, 2024. We encourage you to access the meeting before it begins. Online check-in will start shortly before the meeting, and you should allow ample time for the check-in procedures. If you require technical assistance, a link on the meeting page will provide further assistance or you may call 1-800-874-1547.

Soliciting Proxies

The expense of this solicitation will be paid by us. No solicitation other than by mail and via the Internet is contemplated, except that our officers or employees may solicit the return of proxies from certain shareholders by telephone. In addition, we have retained Innisfree M&A Incorporated to assist in the solicitation of proxies for a fee of approximately \$20,000 plus expenses.

Only shareholders of record at the close of business on February 23, 2024 are entitled to notice of and to vote the shares of our common stock, \$.01 par value, registered in their name at the annual meeting. As of the record date, we had outstanding 48,380,478 shares of common stock.

Vote Required and Voting Standards

The presence, in person or by proxy, of a majority of the shares of the common stock outstanding on the record date will constitute a quorum at the annual meeting. Abstentions and broker non-votes, which are proxies from brokers or nominees indicating that such persons have not received instructions from the beneficial owners or other persons entitled to vote shares, will be treated as present for purposes of determining the quorum. Each share of common stock entitles its holder to cast one vote on each matter to be voted upon at the annual meeting.

[Table of Contents](#)

1 BOARD OF DIRECTORS	2 GOVERNANCE & SUSTAINABILITY	3 EXECUTIVE COMPENSATION	4 AUDIT COMMITTEE	5 INFORMATION ABOUT STOCK OWNERSHIP	6 PROPOSALS TO BE VOTED ON	7 MEETING INFORMATION
-----------------------------	--------------------------------------	---------------------------------	--------------------------	--	-----------------------------------	------------------------------

VOTE REQUIRED AND VOTING STANDARDS

The following table summarizes the votes required for passage of each proposal and the effect of abstentions and non-broker votes:

PROPOSAL	VOTES REQUIRED FOR APPROVAL	ABSTENTIONS	BROKER NON-VOTES
To elect eleven individuals nominated by the Board of Directors of ManpowerGroup to serve until 2025 as directors;	Majority of votes cast	Not voted	Not voted
To ratify the appointment of Deloitte & Touche LLP as our independent auditors for 2024;	Majority of votes cast	Not voted	Not voted
To hold an advisory vote on approval of the compensation of our named executive officers;	Majority of votes cast	Not voted	Not voted

If a proxy is properly submitted to us and not revoked, it will be voted in accordance with the instructions contained in the proxy. **Each shareholder may revoke a previously granted proxy at any time before it is exercised by advising the Secretary of ManpowerGroup in writing (either by submitting a duly executed proxy bearing a later date or voting by telephone or via the Internet) or by telephone of such revocation. Attendance at the annual meeting will not, in itself, constitute revocation of a proxy. Unless otherwise directed, all proxies will be voted for the election of each of the individuals nominated by our board of directors to serve as directors until the 2025 annual meeting of shareholders, will be voted for the appointment of Deloitte & Touche LLP as our independent auditors for 2024 and will be voted for approval of the compensation of our named executive officers.**

Table of Contents

1 BOARD OF DIRECTORS	2 GOVERNANCE & SUSTAINABILITY	3 EXECUTIVE COMPENSATION	4 AUDIT COMMITTEE	5 INFORMATION ABOUT STOCK OWNERSHIP	6 PROPOSALS TO BE VOTED ON	7 MEETING INFORMATION
-----------------------------	--------------------------------------	---------------------------------	--------------------------	--	-----------------------------------	------------------------------

CORPORATE GOVERNANCE DOCUMENTS

Corporate Governance Documents

Certain documents relating to corporate governance matters are available in print by writing to Richard Buchband, Secretary, ManpowerGroup Inc., 100 Manpower Place, Milwaukee, Wisconsin 53212 and on ManpowerGroup's website at <http://investor.manpowergroup.com/governance>. These documents include the following:

- Amended and restated articles of incorporation;
- Amended and restated bylaws;
- Corporate governance guidelines;
- Code of business conduct and ethics;
- Charter of the governance and sustainability committee, including the guidelines for selecting board candidates;
- Categorical standards for relationships deemed not to impair independence of non-employee directors;
- Charter of the audit committee;
- Independent auditor services policy;
- Charter of the people, culture and compensation committee;
- Executive officer stock ownership guidelines;
- Outside director stock ownership guidelines;
- Insider trading policy; and
- Anti-corruption policy.

This proxy statement includes several website addresses and references to additional materials found on those websites. These websites and materials are not incorporated by reference herein.

[Table of Contents](#)

1	BOARD OF DIRECTORS	2	GOVERNANCE & SUSTAINABILITY	3	EXECUTIVE COMPENSATION	4	AUDIT COMMITTEE	5	INFORMATION ABOUT STOCK OWNERSHIP	6	PROPOSALS TO BE VOTED ON	7	MEETING INFORMATION
----------	---------------------------	----------	--	----------	-------------------------------	----------	------------------------	----------	--	----------	---------------------------------	----------	----------------------------

SUBMISSION OF SHAREHOLDER PROPOSALS

Submission of Shareholder Proposals

In accordance with our bylaws, nominations, other than by or at the direction of the board of directors, of candidates for election as directors at the 2025 annual meeting of shareholders must be received by us no earlier than December 3, 2024 and no later than February 1, 2025, and any other shareholder proposed business to be brought before the 2025 annual meeting of shareholders must be received by us no earlier than January 3, 2025 and no later than 5:00 p.m. local time on February 2, 2025. Unlike shareholder proposals properly made under Rule 14a-8 of the Securities Exchange Act of 1934, we are not required to include such nominations and other shareholder proposed business in the proxy statement solicited by the board of directors.

In addition to satisfying the foregoing requirements under our bylaws, to comply with the universal proxy rules for the 2025 annual meeting of shareholders, shareholders who intend to solicit proxies in support of director nominees other than the Company's nominees must generally provide notice in accordance with Rule 14a-19 under the Exchange Act by March 4, 2025.

To be considered for inclusion in the proxy statement solicited by the board of directors pursuant Rule 14a-8, such shareholder proposals for consideration at the 2025 annual meeting of shareholders must be received by us at our principal executive offices by November 21, 2024.

Such nominations or proposals must be submitted to Richard Buchband, Secretary, ManpowerGroup Inc., 100 Manpower Place, Milwaukee, Wisconsin 53212. To avoid disputes as to the date of receipt, it is suggested that any shareholder proposal be submitted by certified mail, return receipt requested.

Other Voting Information

Shareholders may vote over the Internet, by telephone or by completing a traditional proxy card. To vote over the Internet or by telephone, please refer to the instructions on the proxy card.

The Internet and telephone voting procedures are designed to authenticate shareholder identities, to allow shareholders to give their voting instructions and to confirm that shareholders' instructions have been recorded properly. Shareholders voting via the Internet should understand that there may be costs associated with electronic access, such as usage charges from Internet access providers and telephone companies that must be borne by the shareholder.

Other Matters

Although management is not aware of any other matters that may come before the annual meeting, if any such matters should be presented, the persons named in the accompanying proxy intend to vote such proxy as recommended by the board of directors or, if no such recommendation is given, in their discretion. Shareholders may obtain a copy of our annual report on Form 10-K at no cost by requesting a copy on our Internet web site at <https://investor.manpowergroup.com/shareholder-services/document-request> or by writing to Richard Buchband, Secretary, ManpowerGroup Inc., 100 Manpower Place, Milwaukee, Wisconsin 53212.

[Table of Contents](#)



C123456789

00000000.000000 ext
00000000.000000 ext
00000000.000000 ext

00000000.000000 ext
00000000.000000 ext
00000000.000000 ext

ENDORSEMENT_LINE _____ SACKPACK _____



000001

MR A SAMPLE
DESIGNATION (IF ANY)
ADD 1
ADD 2
ADD 3
ADD 4
ADD 5
ADD 6

Your vote matters – here's how to vote!

You may vote online or by phone instead of mailing this card.



Online

Go to www.envisionreports.com/MAN
or scan the QR code – login details are
located in the shaded bar below.



Phone

Call toll free 1-800-652-VOTE (8683) within
the USA, US territories and Canada



Save paper, time and money!

Sign up for electronic delivery at
www.envisionreports.com/MAN

Using a **black ink** pen, mark your votes with an X as shown in this example.
Please do not write outside the designated areas.



Annual Meeting Proxy Card

1234 5678 9012 345

▼ IF VOTING BY MAIL, SIGN, DETACH AND RETURN THE BOTTOM PORTION IN THE ENCLOSED ENVELOPE. ▼

A

Proposals – THIS PROXY, WHEN PROPERLY EXECUTED, WILL BE VOTED IN THE MATTER DIRECTED HEREIN BY THE UNDERSIGNED SHAREHOLDER. IF NO DIRECTION IS MADE, THIS PROXY WILL BE VOTED FOR PROPOSALS 1, 2 AND 3. PROPOSALS 1, 2 AND 3 ARE BEING PROPOSED BY MANPOWERGROUP INC.



1. Election of Directors:

	For	Against	Abstain		For	Against	Abstain		For	Against	Abstain
01- Jean-Philippe Courtois	<input type="checkbox"/>	<input type="checkbox"/>	<input type="checkbox"/>	02- John. F. Ferraro	<input type="checkbox"/>	<input type="checkbox"/>	<input type="checkbox"/>	03- William P. Gipson	<input type="checkbox"/>	<input type="checkbox"/>	<input type="checkbox"/>
04- Patricia Hemingway Hall	<input type="checkbox"/>	<input type="checkbox"/>	<input type="checkbox"/>	05- Julie M. Howard	<input type="checkbox"/>	<input type="checkbox"/>	<input type="checkbox"/>	06- Ulice Payne, Jr.	<input type="checkbox"/>	<input type="checkbox"/>	<input type="checkbox"/>
07- Muriel Pénicaud	<input type="checkbox"/>	<input type="checkbox"/>	<input type="checkbox"/>	08- Jonas Prising	<input type="checkbox"/>	<input type="checkbox"/>	<input type="checkbox"/>	09- Paul Read	<input type="checkbox"/>	<input type="checkbox"/>	<input type="checkbox"/>
10- Elizabeth P. Sartain	<input type="checkbox"/>	<input type="checkbox"/>	<input type="checkbox"/>	11- Michael J. Van Handel	<input type="checkbox"/>	<input type="checkbox"/>	<input type="checkbox"/>				

2. Ratification of Deloitte & Touche LLP as our independent auditors for 2024.

For Against Abstain
☐ ☐ ☐

3. Advisory vote to approve the compensation of our named executive officers.

For Against Abstain
☐ ☐ ☐

4. In their discretion, the Proxies are authorized to vote upon such other business as may properly come before the meeting.

B Authorized Signatures – This section must be completed for your vote to count. Please date and sign below.

Please sign exactly as name(s) appears hereon. Joint owners should each sign. When signing as attorney, executor, administrator, corporate officer, trustee, guardian, or custodian, please give full title.

Date (mm/dd/yyyy) – Please print date below.

Signature 1 – Please keep signature within the box.

Signature 2 – Please keep signature within the box.



C 1234567890

J N T

1 U P X

6 0 2 4 1 1

MR A SAMPLE (THIS AREA IS SET UP TO ACCOMMODATE
140 CHARACTERS) MR A SAMPLE AND MR A SAMPLE AND
MR A SAMPLE AND MR A SAMPLE AND MR A SAMPLE AND
MR A SAMPLE AND MR A SAMPLE AND MR A SAMPLE AND



[Table of Contents](#)

ManpowerGroup Inc.
Annual Meeting of ManpowerGroup Inc. Shareholders
Friday, May 3, 2024
8:00 a.m. Central Time

Agenda

1. Elect eleven individuals nominated by the Board of Directors of ManpowerGroup Inc. to serve until 2025 as directors.
2. Ratification of Deloitte & Touche LLP as our independent auditors for 2024.
3. Advisory vote to approve the compensation of our named executive officers.
4. In their discretion, the Proxies are authorized to vote upon such other business as may properly come before the meeting.

The 2024 Annual Meeting of Shareholders of ManpowerGroup Inc. will be held on Friday, May 3, 2024, 8:00 A.M. Central time, virtually via the internet at www.meetnow.global/MPJX244.

To access the virtual meeting, you must have the information that is printed in the shaded bar located on the reverse side of this form.

Important notice regarding the Internet availability of proxy materials for the Annual Meeting of Shareholders:
The Proxy Statement and the 2023 Annual Report on Form 10-K are available at: www.envisionreports.com/MAN



Small steps make an impact.

Help the environment by consenting to receive electronic delivery, sign up at www.envisionreports.com/MAN



▼ IF VOTING BY MAIL, SIGN, DETACH AND RETURN THE BOTTOM PORTION IN THE ENCLOSED ENVELOPE. ▼

Proxy - ManpowerGroup Inc.



THIS PROXY IS SOLICITED ON BEHALF OF THE BOARD OF DIRECTORS OF MANPOWERGROUP INC.

The undersigned hereby appoints Jonas Prising, John T. McGinnis and Richard Buchband proxies, each with the power to act without the others and with power of substitution, and hereby authorizes them to represent and vote, as designated on the other side, all the shares of stock of ManpowerGroup Inc. standing in the name of the undersigned with all the powers which the undersigned would possess if personally present at the Annual Meeting of Shareholders of ManpowerGroup Inc. to be held on May 3, 2024 or at any adjournment thereof.

In their discretion, the Proxies are authorized to vote upon such other business as may properly come before the meeting.

(Items to be voted appear on reverse side)

C Non-Voting Items

Change of Address – Please print new address below.

Comments – Please print your comments below.



Cover

12 Months Ended
Dec. 31, 2023

Document Information [Line Items]

Document Type DEF 14A

Amendment Flag false

Entity Information [Line Items]

Entity Registrant Name MANPOWERGROUP INC.

Entity Central Index Key 0000871763

**Pay vs Performance
Disclosure**

12 Months Ended

**Dec. 31, 2023
USD (\$)**

**Dec. 31,
2022
USD (\$)**

**Dec. 31,
2021
USD (\$)**

**Dec. 31,
2020
USD (\$)**

[Pay vs Performance
Disclosure](#)

[Pay vs Performance
Disclosure, Table](#)

Pay versus Performance

The following table sets forth the compensation for our Chief Executive Officer and the average compensation for our other named executive officers ("NEOs"), both as reported in the Summary Compensation Table ("SCT") and with certain adjustments to reflect the "compensation actually paid" ("CAP") to such individuals, as defined under SEC rules, for each of 2023, 2022, 2021 and 2020. The table also provides information on our cumulative total shareholder return ("TSR"), the cumulative TSR of our peer group, Net Income and Adjusted EBITA Margin over such years in accordance with SEC rules.

Pay versus Performance Table

YEAR (a)	SUMMARY COMPENSATION TABLE ("SCT") TOTAL FOR CEO(1) (b)	COMPENSATION ACTUALLY PAID TO CEO(2) (c)	AVERAGE SUMMARY COMPENSATION TABLE FOR NON-CEO NEOs(1) (d)	AVERAGE COMPENSATION ACTUALLY PAID TO NON-CEO NEOs(2) (e)	MANPOWERGROUP TOTAL SHAREHOLDER RETURN (f)	VALUE OF INITIAL FIXED \$100 INVESTMENT BASED ON:			
						S&P COMPOSITE 1500 HUMAN RESOURCES AND EMPLOYMENT SERVICES TOTAL SHAREHOLDER RETURN(3) (g)	NET INCOME(4) (\$000) (h)	ADJUSTED EBITA MARGIN(5) (i)	
2023	\$ 12,712,353	\$ 9,520,807	\$ 2,688,677	\$ 2,123,502	\$ 92.56	\$ 121.22	\$ 88,800	2.62%	
2022	\$ 13,123,985	\$ 3,873,368	\$ 4,202,631	\$ 2,336,378	\$ 93.08	\$ 113.87	\$ 373,800	3.51%	
2021	\$ 18,787,835	\$ 30,986,274	\$ 3,902,692	\$ 5,936,072	\$ 105.53	\$ 152.43	\$ 382,400	3.10%	
2020	\$ 11,903,571	\$ 6,028,110	\$ 2,400,468	\$ 1,512,063	\$ 95.47	\$ 100.85	\$ 23,800	2.20%	

- (1) Compensation for our CEO, Jonas Prising, reflects the amounts reported in the "Summary Compensation Table" for the respective years. Average compensation for non-CEOs includes the following NEOs: John McGinnis, Michelle Nettles, and Richard Buchband.
- (2) Compensation "actually paid" for the CEO and average compensation "actually paid" for our non-CEOs in each of 2023, 2022, 2021 and 2020 reflects the respective amounts set forth in columns (b) and (d) of the table above, adjusted as set forth in the tables below, as determined in accordance with SEC rules. The dollar amounts reflected in columns (b) and (d) of the table above do not reflect the actual amount of compensation earned by or paid to the CEO and our other NEOs during the applicable year. For information regarding the decisions made by our People, Culture and Compensation Committee in regard to the CEO's and our other NEOs' compensation for fiscal year 2023, see the "Compensation Discussion and Analysis" section of this Proxy Statement.

CEO SCT Total to CAP Reconciliation:

CEO: Mr. Prising	2023	2022	2021	2020
Total Compensation as reported in SCT	\$ 12,712,353	\$ 13,123,985	\$ 18,787,835	\$ 11,903,571
Subtract grant date fair value of equity awards granted during fiscal year reported in SCT	\$(10,400,015)	\$(10,000,045)	\$(14,000,045)	\$(10,000,012)
Add fair value of equity compensation granted in current year – value at year-end	\$ 8,021,263	\$ 7,316,198	\$ 25,650,278	\$ 9,176,116
Add dividends accrued on unvested shares/share units	\$ 950,508	\$ 356,656	\$ 164,080	\$ 131,390
Add/subtract change in fair value from end of prior fiscal year to end of current fiscal year for awards made in prior fiscal years that were unvested at end of current fiscal year	\$ (2,546,612)	\$ (4,469,463)	\$ 212,830	\$ (3,943,945)
Add/subtract change in fair value from end of prior fiscal year to vesting date for awards made in prior fiscal years that vested during current fiscal year	\$ 783,310	\$ 1,955,816	\$ 171,296	\$ (621,509)
Subtract fair value of forfeited awards determined at end of prior year for awards made in prior fiscal years that were forfeited during current fiscal year	\$ —	\$ (4,409,779)	\$ —	\$ (617,501)
Compensation Actually Paid to CEO	\$ 9,520,807	\$ 3,873,368	\$ 30,986,274	\$ 6,028,110

Average Non-CEO SCT Total to CAP Reconciliation:

Non-CEO NEOs (Average)	2023	2022	2021	2020
Total Compensation as reported in SCT	\$ 2,688,677	\$ 4,202,631	\$ 3,902,692	\$ 2,400,468
Subtract grant date fair value of equity awards granted during fiscal year reported in SCT	\$(1,750,006)	\$(3,000,006)	\$(2,240,139)	\$(1,600,079)
Add fair value of equity compensation granted in current year – value at year-end	\$ 1,349,736	\$ 2,229,006	\$ 4,104,263	\$ 1,468,252
Add dividends accrued on unvested shares/share units	\$ 191,332	\$ 96,802	\$ 32,353	\$ 37,362
Add/subtract change in fair value from end of prior fiscal year to end of current fiscal year for awards made in prior fiscal years that were unvested at end of current fiscal year	\$ (471,350)	\$ (728,235)	\$ 48,243	\$ (614,567)

Add/subtract change in fair value from end of prior fiscal year to vesting date for awards made in prior fiscal years that vested during current fiscal year	\$ 115,113	\$ 241,767	\$ 88,660	\$ (104,606)
Subtract fair value of forfeited awards determined at end of prior year for awards made in prior fiscal years that were forfeited during current fiscal year	\$ —	\$ (705,587)	\$ —	\$ (74,767)
Compensation Actually Paid to Non-CEO NEOs	\$ 2,123,502	\$ 2,336,378	\$ 5,936,072	\$ 1,512,063

- (3) TSR is cumulative (assuming \$100 was invested on December 31, 2019) for the measurement periods beginning on December 31, 2019 and ending on December 31 of each of 2023, 2022, 2021 and 2020, respectively, calculated in accordance with Item 201(e) of Regulation S-K. The peer group for purposes of this table is the same as for the Shareholder Return Performance Presentation of the Company's Annual Reports on Form 10-K for the year ended December 31, 2023. Historic stock price performance is not necessarily indicative of future stock performance.
- (4) Reflects "Net Income" in the Company's Consolidated Statements of Income included in the Company's Annual Reports on Form 10-K for each of the years ended December 31, 2023, 2022, 2021 and 2020.
- (5) Adjusted EBITA Margin is the financial measure from the tabular list of Company Performance Metrics below which in the Company's assessment represents the most important financial measure used by the Company to link compensation and performance. Adjusted EBITA Margin as used in this Proxy Statement is a non-GAAP financial measure. Refer to page 48 for further discussion on this measure, including a reconciliation of Adjusted EBITA Margin to the most directly comparable GAAP measure.

[Company Selected Measure Name](#)

[Named Executive Officers, Footnote](#)

[Peer Group Issuers, Footnote](#)

Adjusted EBITA Margin

Compensation for our CEO, Jonas Prising, reflects the amounts reported in the "Summary Compensation Table" for the respective years. Average compensation for non-CEOs includes the following NEOs: John McGinnis, Michelle Nettles, and Richard Buchband.

TSR is cumulative (assuming \$100 was invested on December 31, 2019) for the measurement periods beginning on December 31, 2019 and ending on December 31 of each of 2023, 2022, 2021 and 2020, respectively, calculated in accordance with Item 201(e) of Regulation S-K. The peer group for purposes of this table is the same as for the Shareholder Return Performance Presentation of the Company's Annual Reports on Form 10-K for the year ended December 31, 2023. Historic stock price performance is not necessarily indicative of future stock performance.

[PEO Total Compensation Amount](#)

\$ 12,712,353

\$ 13,123,985 \$ 18,787,835 \$ 11,903,571

[PEO Actually Paid Compensation Amount](#)

\$ 9,520,807

3,873,368 30,986,274 6,028,110

[Adjustment To PEO Compensation, Footnote](#)

CEO SCT Total to CAP Reconciliation:

CEO: Mr. Prising	2023	2022	2021	2020
Total Compensation as reported in SCT	\$ 12,712,353	\$ 13,123,985	\$ 18,787,835	\$ 11,903,571
Subtract grant date fair value of equity awards granted during fiscal year reported in SCT	\$(10,400,015)	\$(10,000,045)	\$(14,000,045)	\$(10,000,012)
Add fair value of equity compensation granted in current year – value at year-end	\$ 8,021,263	\$ 7,316,198	\$ 25,650,278	\$ 9,176,116
Add dividends accrued on unvested shares/share units	\$ 950,508	\$ 356,656	\$ 164,080	\$ 131,390
Add/subtract change in fair value from end of prior fiscal year to end of current fiscal year for awards made in prior fiscal years that were unvested at end of current fiscal year	\$ (2,546,612)	\$ (4,469,463)	\$ 212,830	\$ (3,943,945)
Add/subtract change in fair value from end of prior fiscal year to vesting date for awards made in prior fiscal years that vested during current fiscal year	\$ 783,310	\$ 1,955,816	\$ 171,296	\$ (621,509)
Subtract fair value of forfeited awards determined at end of prior year for awards made in prior fiscal years that were forfeited during current fiscal year	\$ —	\$ (4,409,779)	\$ —	\$ (617,501)
Compensation Actually Paid to CEO	\$ 9,520,807	\$ 3,873,368	\$ 30,986,274	\$ 6,028,110

[Non-PEO NEO Average Total Compensation Amount](#)

\$ 2,688,677

4,202,631 3,902,692 2,400,468

[Non-PEO NEO Average Compensation Actually Paid Amount](#)

\$ 2,123,502

2,336,378 5,936,072 1,512,063

[Adjustment to Non-PEO NEO Compensation Footnote](#)

Average Non-CEO SCT Total to CAP Reconciliation:

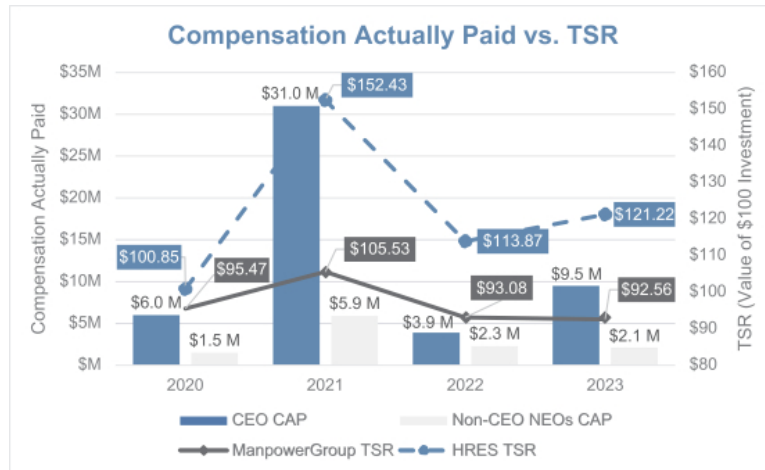
Non-CEO NEOs (Average)	2023	2022	2021	2020
Total Compensation as reported in SCT	\$ 2,688,677	\$ 4,202,631	\$ 3,902,692	\$ 2,400,468
Subtract grant date fair value of equity awards granted during fiscal year reported in SCT	\$(1,750,006)	\$(3,000,006)	\$(2,240,139)	\$(1,600,079)
Add fair value of equity compensation granted in current year – value at year-end	\$ 1,349,736	\$ 2,229,006	\$ 4,104,263	\$ 1,468,252
Add dividends accrued on unvested shares/share units	\$ 191,332	\$ 96,802	\$ 32,353	\$ 37,362
Add/subtract change in fair value from end of prior fiscal year to end of current fiscal year for awards made in prior fiscal years that were unvested at end of current fiscal year	\$ (471,350)	\$ (728,235)	\$ 48,243	\$ (614,567)

Add/subtract change in fair value from end of prior fiscal year to vesting date for awards made in prior fiscal years that vested during current fiscal year	\$ 115,113	\$ 241,767	\$ 88,660	\$ (104,606)
Subtract fair value of forfeited awards determined at end of prior year for awards made in prior fiscal years that were forfeited during current fiscal year	\$ —	\$ (705,587)	\$ —	\$ (74,767)
Compensation Actually Paid to Non-CEO NEOs	\$ 2,123,502	\$ 2,336,378	\$ 5,936,072	\$ 1,512,063

[Compensation Actually Paid vs. Total Shareholder Return](#)

CAP vs. TSR

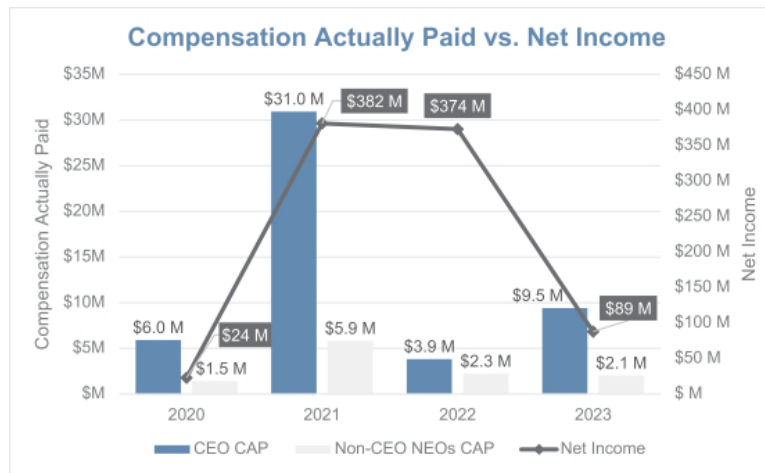
As shown in the chart below, the CEO and other NEOs' CAP amounts are aligned with the Company's TSR. The Company's lower TSR in 2020, 2022, and 2023 relative to the S&P 1500 Human Resources & Employment Services (HRES) Index aligned with lower CAP for the CEO and NEOs, while stronger performance in 2021 resulted in higher CAP.



[Compensation Actually Paid vs. Net Income](#)

CAP vs. GAAP Net Income

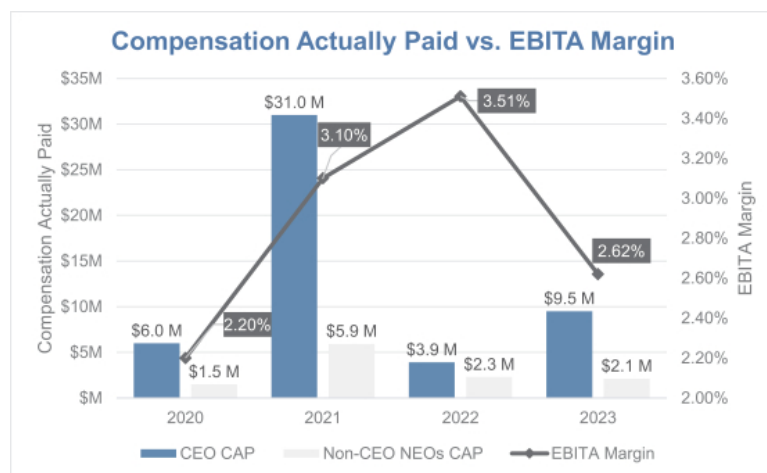
The Company's Net Income fell in 2023, as did CAP for non-CEO NEOs. The CEO's CAP grew year-over-year, but was still less than the amount disclosed in the Summary Compensation Table for 2023.



[Compensation Actually Paid vs. Company Selected Measure](#)

CAP vs. Company Selected Measure

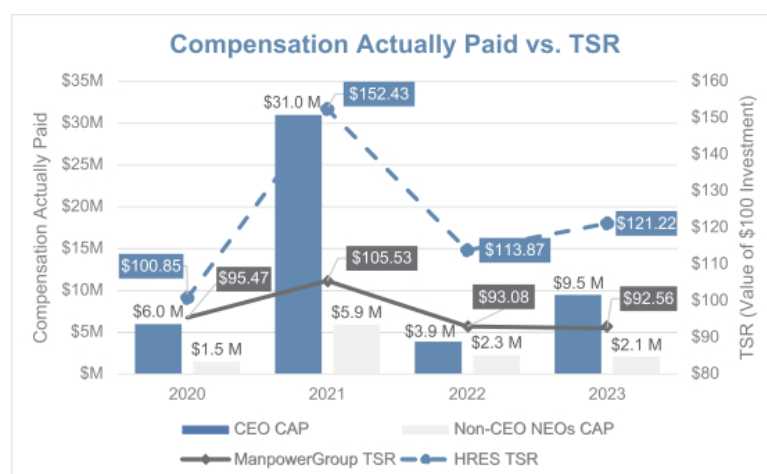
The Company's EBITA Margin decreased in 2023, which aligns with the Non-CEO NEOs' lower CAP in 2023 compared to 2022. The CEO's CAP was higher in 2023, but was less than the amount disclosed in the Summary Compensation Table.



[Total Shareholder Return Vs Peer Group](#)

CAP vs. TSR

As shown in the chart below, the CEO and other NEOs' CAP amounts are aligned with the Company's TSR. The Company's lower TSR in 2020, 2022, and 2023 relative to the S&P 1500 Human Resources & Employment Services (HRES) Index aligned with lower CAP for the CEO and NEOs, while stronger performance in 2021 resulted in higher CAP.



[Tabular List, Table](#)

Most Important Financial Performance Measures

The unranked list below represents ManpowerGroup's most important measures used to link compensation to performance:

Company Performance Metrics(1)	
• Adjusted EBITA Margin	• Return on Invested Capital
• Adjusted EPS	• Revenue
• Strategic KPIs and ESG Goals	

(1) For further information regarding these company performance metrics and their function in the Company's executive compensation program, please see the "Compensation Discussion and Analysis" section of this Proxy Statement.

Total Shareholder Return Amount	\$ 92.56	93.08	105.53	95.47
Peer Group Total Shareholder Return Amount	121.22	113.87	152.43	100.85
Net Income (Loss)	\$ 88,800,000	\$ 373,800,000	\$ 382,400,000	\$ 23,800,000
Company Selected Measure Amount	0.0262	0.0351	0.031	0.022
PEO Name	Jonas Prising			
Measure:: 1				
Pay vs Performance Disclosure Name	Adjusted EBITA Margin			
Non-GAAP Measure Description	Adjusted EBITA Margin as used in this Proxy Statement is a non-GAAP financial measure. Refer to page 48 for further discussion on this measure, including a reconciliation of Adjusted EBITA Margin to the most directly comparable GAAP measure.			
Measure:: 2				

Pay vs Performance**Disclosure**Name

Return on Invested Capital

Measure:: 3**Pay vs Performance****Disclosure**Name

Adjusted EPS

Measure:: 4**Pay vs Performance****Disclosure**Name

Revenue

Measure:: 5**Pay vs Performance****Disclosure**Name

Strategic KPIs and ESG Goals

PEO | Grant Date Fair ValueOf Equity Awards GrantedDuring Fiscal Year ReportedIn SCT [Member]**Pay vs Performance****Disclosure**Adjustment to Compensation,Amount

\$ (10,400,015)

\$

\$

\$

(10,000,045)(14,000,045)(10,000,012)

PEO | Fair Value Of EquityCompensation Granted InCurrent Year Value At YearEnd [Member]**Pay vs Performance****Disclosure**Adjustment to Compensation,Amount

8,021,263

7,316,198

25,650,278

9,176,116

PEO | Dividends Accrued OnUnvested Shares Share Units[Member]**Pay vs Performance****Disclosure**Adjustment to Compensation,Amount

950,508

356,656

164,080

131,390

PEO | Change In Fair ValueFrom End Of Prior Fiscal YearTo End Of Current Fiscal YearFor Awards Made In PriorFiscal Years That WereUnvested At End Of CurrentFiscal Year [Member]**Pay vs Performance****Disclosure**Adjustment to Compensation,Amount

(2,546,612)

(4,469,463)

212,830

(3,943,945)

PEO | Change In Fair ValueFrom End Of Prior Fiscal YearTo Vesting Date For AwardsMade In Prior Fiscal YearsThat Vested During CurrentFiscal Year [Member]**Pay vs Performance****Disclosure**Adjustment to Compensation,Amount

783,310

1,955,816

171,296

(621,509)

PEO | Fair Value Of ForfeitedAwards Determined At End OfPrior Year For Awards MadeIn Prior Fiscal Years ThatWere Forfeited During CurrentFiscal Year [Member]**Pay vs Performance****Disclosure**

Adjustment to Compensation Amount	0	(4,409,779)	0	(617,501)
Non-PEO NEO Grant Date Fair Value Of Equity Awards Granted During Fiscal Year Reported In SCT [Member]				
Pay vs Performance Disclosure				
Adjustment to Compensation Amount	(1,750,006)	(3,000,006)	(2,240,139)	(1,600,079)
Non-PEO NEO Fair Value Of Equity Compensation Granted In Current Year Value At Year End [Member]				
Pay vs Performance Disclosure				
Adjustment to Compensation Amount	1,349,736	2,229,006	4,104,263	1,468,252
Non-PEO NEO Dividends Accrued On Unvested Shares Share Units [Member]				
Pay vs Performance Disclosure				
Adjustment to Compensation Amount	191,332	96,802	32,353	37,362
Non-PEO NEO Change In Fair Value From End Of Prior Fiscal Year To End Of Current Fiscal Year For Awards Made In Prior Fiscal Years That Were Unvested At End Of Current Fiscal Year [Member]				
Pay vs Performance Disclosure				
Adjustment to Compensation Amount	(471,350)	(728,235)	48,243	(614,567)
Non-PEO NEO Change In Fair Value From End Of Prior Fiscal Year To Vesting Date For Awards Made In Prior Fiscal Years That Vested During Current Fiscal Year [Member]				
Pay vs Performance Disclosure				
Adjustment to Compensation Amount	115,113	241,767	88,660	(104,606)
Non-PEO NEO Fair Value Of Forfeited Awards Determined At End Of Prior Year For Awards Made In Prior Fiscal Years That Were Forfeited During Current Fiscal Year [Member]				
Pay vs Performance Disclosure				
Adjustment to Compensation Amount	\$ 0	\$ (705,587)	\$ 0	\$ (74,767)

