

# SECURITIES AND EXCHANGE COMMISSION

## FORM S-1

General form of registration statement for all companies including face-amount certificate companies

Filing Date: **2023-12-15**  
SEC Accession No. [0001104659-23-126397](#)

([HTML Version](#) on [secdatabase.com](#))

### FILER

#### **TriSalus Life Sciences, Inc.**

CIK: **1826667** | IRS No.: **853009869** | State of Incorporation: **DE** | Fiscal Year End: **1231**  
Type: **S-1** | Act: **33** | File No.: **333-276070** | Film No.: **231490407**  
SIC: **3841** Surgical & medical instruments & apparatus

Mailing Address  
6272 WEST 91ST AVENUE  
WESTMINSTER CO 80031

Business Address  
6272 WEST 91ST AVENUE  
WESTMINSTER CO 80031  
415 336 8917

As filed with the U.S. Securities and Exchange Commission on December 15, 2023.

Registration No. 333-

---

**UNITED STATES  
SECURITIES AND EXCHANGE COMMISSION**  
Washington, D.C. 20549

**FORM S-1  
REGISTRATION STATEMENT  
UNDER  
THE SECURITIES ACT OF 1933**  
**TRISALUS LIFE SCIENCES, INC.**  
(Exact name of registrant as specified in its charter)

**Delaware**  
(State or other jurisdiction of  
incorporation or organization)

**3841**  
(Primary Standard Industrial  
Classification Code Number)

**85-3009869**  
(I.R.S. Employer  
Identification No.)

**6272 W. 91st Ave.**  
**Westminster, Colorado 80031**  
**(888) 321-5212**  
(Address, including zip code, and telephone number, including area code, of registrant's principal executive offices)

**Mary Szela**  
**Chief Executive Officer**  
**6272 W. 91st Ave.**  
**Westminster, Colorado 80031**  
**(888) 321-5212**  
(Name, address, including zip code, and telephone number, including area code, of agent for service)

**Copy to:**

**Matt Browne**  
**Carlos Ramirez**  
**Cooley LLP**  
**10265 Science Center Dr**  
**San Diego, California 92121**  
**(858) 550-6000**

**Approximate date of commencement of proposed sale to the public:**  
**From time to time on or after this registration statement is declared effective.**

If any of the securities being registered on this Form are to be offered on a delayed or continuous basis pursuant to Rule 415 under the Securities Act of 1933, check the following box.

If this Form is filed to register additional securities for an offering pursuant to Rule 462(b) under the Securities Act, please check the following box and list the Securities Act registration statement number of the earlier effective registration statement for the same offering.

If this Form is a post-effective amendment filed pursuant to Rule 462(c) under the Securities Act, check the following box and list the Securities Act registration statement number of the earlier effective registration statement for the same offering.

If this Form is a post-effective amendment filed pursuant to Rule 462(d) under the Securities Act, check the following box and list the Securities Act registration statement number of the earlier effective registration statement for the same offering.

Indicate by check mark whether the registrant is a large accelerated filer, an accelerated filer, a non-accelerated filer, smaller reporting company, or an emerging growth company. See the definitions of "large accelerated filer," "accelerated filer," "smaller reporting company," and "emerging growth company" in Rule 12b-2 of the Exchange Act.

Large accelerated filer

Accelerated filer

Non-accelerated filer

Smaller reporting company

Emerging growth company

If an emerging growth company, indicate by check mark if the registrant has elected not to use the extended transition period for complying with any new or revised financial accounting standards provided pursuant to Section 7(a)(2)(B) of the Securities Act.

**The registrant hereby amends this registration statement on such date or dates as may be necessary to delay its effective date until the registrant shall file a further amendment which specifically states that this registration statement shall thereafter become effective in accordance with Section 8(a) of the Securities Act of 1933 or until the registration statement shall become effective on such date as the Securities and Exchange Commission, acting pursuant to said Section 8(a), may determine.**

---

---

---

Subject to Completion, Dated December 15, 2023

The information in this preliminary prospectus is not complete and may be changed. Neither we nor the selling security holders may sell these securities until the registration statement filed with the Securities and Exchange Commission is effective. This preliminary prospectus is not an offer to sell these securities nor does it seek an offer to buy these securities in any jurisdiction where the offer or sale is not permitted.

## PRELIMINARY PROSPECTUS



### 5,859,375 Shares of Common Stock

This prospectus relates to the offer and sale, from time to time, by the selling securityholder identified in this prospectus (the “**Selling Securityholder**”), or its permitted transferees, of up to 5,859,375 shares of our common stock, \$0.0001 par value per share (“**Common Stock**”), which is the number of shares of Common Stock that we may, at our discretion, elect to issue and sell to YA II PN, Ltd. (“**Yorkville**”), pursuant to the Standby Equity Purchase Agreement, dated October 2, 2023, entered into by and TriSalus Life Sciences, Inc. (the “**Company**” or “**TriSalus**”) and Yorkville (the “**SEPA**”), from time to time after the date of this prospectus, upon the terms and subject to the conditions set forth in the SEPA. See the section of this prospectus titled “*Selling Securityholder*” for additional information regarding the Selling Securityholder.

Under the SEPA, the Company agreed to issue and sell to Yorkville, from time to time, and Yorkville agreed to purchase from the Company, up to \$30.0 million of shares of Common Stock. The Company shall not affect any sales under the SEPA and Yorkville shall not have any obligation to purchase shares of Common Stock under the SEPA to the extent that after giving effect to such purchase and sale the aggregate number of shares of Common Stock issued under the SEPA together with any shares of Common Stock issued in connection with any other related transactions that may be considered part of the same series of transactions, where the average price of such sales would be less than \$5.12 and the number of shares issued would exceed 19.9% of the outstanding voting common stock as of October 2, 2023 (the “**Exchange Cap**”). Thus, the Company may not have access to the right to sell the full \$30.0 million of shares of Common Stock to Yorkville.

In connection with the SEPA, we are registering herein 5,859,375 shares of Common Stock, which represents the maximum amount of shares issuable under the SEPA assuming without obtaining approval of stockholders in accordance with Nasdaq’s “minimum price rule,” and assuming beneficial ownership limitations under the SEPA. If the Company desires to issue more than 5,260,704 shares of Common Stock at an average price per share that does not equal or exceed \$5.12 (which represents the lower of (i) the Nasdaq Official Closing Price (as reflected on Nasdaq.com) immediately preceding the date of the SEPA; or (ii) the average Nasdaq Official Closing Price for the five trading days immediately precedent the date of the SEPA), it would be required to obtain stockholder approval under the Nasdaq listing rules.

The shares will be issued and sold to Yorkville under one of two pricing options, at the election of the Company. Under the first option (“**Pricing Option 1**”), the Company will sell the shares of Common Stock to Yorkville at 96% of the Market Price (as defined below) for any period commencing on the receipt of the advance notice by Yorkville and ending on 4:00 p.m. New York City time on the applicable advance notice date (the “**Option 1 Pricing Period**”). Under the second option (“**Pricing Option 2**”), the Company will sell the shares of Common Stock to Yorkville at 97% of the Market Price for any three consecutive trading days commencing on the advance notice date (the “**Option 2 Pricing Period**”). “**Market Price**” is defined as, for any Option 1 Pricing Period, the daily volume weighted average price (“**VWAP**”) of the Common Stock on Nasdaq during the Option 1 Pricing Period, and for any Option 2 Pricing Period, the lowest daily VWAP of the Common Stock on the Nasdaq during the Option 2 Pricing Period.

Assuming a (i) Market Price of \$5.12, (ii) no beneficial ownership limitations, and (iii) the receipt of stockholder approval to exceed the Exchange Cap, we may issue up to 6,103,515 shares of Common Stock under Pricing Option 1 and up to 6,040,592 shares of Common Stock under Pricing Option 2, which would reflect approximately 18.79% and 18.63%, respectively, of the outstanding shares of our Common Stock as of the date hereof after giving effect to such issuances.

We may not have access to the full \$30.0 million amount available under the SEPA due to the reasons noted above. See the section of this prospectus titled “*Controlled Equity Financing*” for more information regarding the SEPA.



[Table of Contents](#)

We are not selling any shares of our Common Stock under this prospectus, and we will not receive any of the proceeds from the sale of shares of our Common Stock by the Selling Securityholder. We will bear all costs, expenses and fees in connection with the registration of the Common Stock. The Selling Securityholder will bear all commissions and discounts, if any, attributable to their respective sales of Common Stock. We are registering these shares of our Common Stock for sale by the Selling Securityholder pursuant to various registration rights with the Selling Securityholder. See the section of this prospectus titled “*Selling Securityholder*” for more information.

The Selling Securityholder is an “underwriter” within the meaning of Section 2(a)(11) of the Securities Act of 1933, as amended (the “**Securities Act**”), and any profits on the sales of shares of our Common Stock by the Selling Securityholder and any discounts, commissions, or concessions received by the Selling Stockholder are deemed to be underwriting discounts and commissions under the Securities Act. The Selling Securityholder may offer and sell the securities covered by this prospectus from time to time. The Selling Securityholder may offer and sell the securities covered by this prospectus in a number of different ways and at varying prices. If any underwriters, dealers or agents are involved in the sale of any of the securities, their names and any applicable purchase price, fee, commission or discount arrangement between or among them will be set forth, or will be calculable from the information set forth, in any applicable prospectus supplement. See the sections of this prospectus titled “*About this Prospectus*” and “*Plan of Distribution*” for more information. No securities may be sold without delivery of this prospectus and any applicable prospectus supplement describing the method and terms of the offering of such securities. You should carefully read this prospectus and any applicable prospectus supplement before you invest in our securities.

The Common Stock and warrants to purchase Common Stock (the “**Public Warrants**”) are listed on the Nasdaq Global Market under the ticker symbols “**TLSI**” and “**TLSIW**,” respectively. On December 8, 2023, the last reported sales price of our Common Stock was \$4.00 per share and the last reported sales price of our Warrants was \$0.24 per warrant.

We are an “emerging growth company” as defined under U.S. federal securities laws and, as such, have elected to comply with reduced public company reporting requirements. This prospectus complies with the requirements that apply to an issuer that is an emerging growth company. We are incorporated in Delaware.

**Investing in our securities involves a high degree of risk. You should review carefully the risks and uncertainties described in the section titled “Risk Factors” beginning on page 5 of this prospectus, and under similar headings in any amendments or supplements to this prospectus.**

**Neither the Securities and Exchange Commission nor any state securities commission has approved or disapproved of these securities, or passed upon the accuracy or adequacy of this prospectus. Any representation to the contrary is a criminal offense.**

Prospectus dated \_\_\_\_\_, 2023

## TABLE OF CONTENTS

	<u>Page</u>
<a href="#">ABOUT THIS PROSPECTUS</a>	ii
<a href="#">SPECIAL NOTE REGARDING FORWARD-LOOKING STATEMENTS</a>	iii
<a href="#">FREQUENTLY USED TERMS</a>	v
<a href="#">PROSPECTUS SUMMARY</a>	1
<a href="#">THE OFFERING</a>	4
<a href="#">RISK FACTORS</a>	5
<a href="#">COMMITTED EQUITY FINANCING</a>	61
<a href="#">USE OF PROCEEDS</a>	64
<a href="#">DETERMINATION OF OFFERING PRICE</a>	65
<a href="#">MARKET INFORMATION FOR SECURITIES AND DIVIDEND POLICY</a>	66
<a href="#">MANAGEMENT’S DISCUSSION AND ANALYSIS OF FINANCIAL CONDITION AND RESULTS OF OPERATIONS</a>	67
<a href="#">OUR BUSINESS</a>	85
<a href="#">MANAGEMENT</a>	126
<a href="#">EXECUTIVE COMPENSATION</a>	138
<a href="#">CERTAIN RELATIONSHIPS AND RELATED PARTY TRANSACTIONS</a>	153
<a href="#">PRINCIPAL SECURITYHOLDERS</a>	161
<a href="#">SELLING SECURITYHOLDER</a>	165
<a href="#">DESCRIPTION OF OUR SECURITIES</a>	167
<a href="#">MATERIAL UNITED STATES FEDERAL INCOME TAX CONSEQUENCES</a>	177
<a href="#">PLAN OF DISTRIBUTION</a>	182
<a href="#">LEGAL MATTERS</a>	186
<a href="#">EXPERTS</a>	186
<a href="#">CHANGE IN REGISTRANT’S CERTIFYING ACCOUNTANT</a>	186
<a href="#">WHERE YOU CAN FIND MORE INFORMATION</a>	187
<a href="#">UNAUDITED PRO FORMA CONDENSED COMBINED FINANCIAL INFORMATION</a>	188
<a href="#">INDEX TO FINANCIAL STATEMENTS</a>	F-1

You should rely only on the information contained in this prospectus, any supplement to this prospectus or in any free writing prospectus, filed with the Securities and Exchange Commission (the “SEC”). Neither we, nor the Selling Securityholder have authorized anyone to provide you with additional information or information different from that contained in this prospectus filed with the SEC. We take no responsibility for and can provide no assurance as to the reliability of, any other information that others may give you. The Selling Securityholder is offering to sell, and seeking offers to buy, our securities only in jurisdictions where offers and sales are permitted. The information contained in this prospectus is accurate only as of the date of this prospectus, regardless of the time of delivery of this prospectus or any sale of our securities. Our business, financial condition, results of operations and prospects may have changed since that date.

For investors outside of the United States: Neither we, nor the Selling Securityholder, have done anything that would permit this offering or possession or distribution of this prospectus in any jurisdiction where action for that purpose is required, other than in the United States. Persons outside the United States who come into possession of this prospectus must inform themselves about, and observe any restrictions relating to, the offering of our securities and the distribution of this prospectus outside the United States.

To the extent there is a conflict between the information contained in this prospectus, on the one hand, and the information contained in any document incorporated by reference filed with the SEC before the date of this prospectus, on the other hand, you should rely on the information in this prospectus. If any statement in a document incorporated by reference is inconsistent with a statement in another document incorporated by reference having a later date, the statement in the document having the later date modifies or supersedes the earlier statement.





## ABOUT THIS PROSPECTUS

This prospectus is part of a registration statement on Form S-1 that we filed with the SEC using the “shelf” registration process. Under this shelf registration process, the Selling Securityholder may, from time to time, sell the securities offered by it described in this prospectus. We will not receive any proceeds from the sale by such Selling Securityholder of the securities offered by it described in this prospectus.

However, we expect to receive proceeds from sales of shares of Common Stock that we may elect to make to the Selling Securityholder pursuant to the SEPA, if any, from time to time in our discretion. The net proceeds from sales, if any, under the SEPA, will depend on the frequency and prices at which we sell shares of Common Stock to the Selling Securityholder after the date of this prospectus. See “Committed Equity Financing” for a description of how the price we may sell shares of Common Stock to the Selling Securityholder is calculated pursuant to the SEPA.

Neither we nor the Selling Securityholder have authorized anyone to provide you with any information or to make any representations other than those contained in this prospectus or any applicable prospectus supplement or any free writing prospectuses prepared by or on behalf of us or to which we have referred you. Neither we nor the Selling Securityholder take responsibility for and can provide no assurance as to the reliability of, any other information that others may give you. Neither we nor the Selling Securityholder will make an offer to sell these securities in any jurisdiction where the offer or sale is not permitted.

We may also provide a prospectus supplement or post-effective amendment to the registration statement to add information to, or update or change information contained in, this prospectus. You should read both this prospectus and any applicable prospectus supplement or post-effective amendment to the registration statement together with the additional information to which we refer you in the section titled “*Where You Can Find More Information.*”

On August 10, 2023, Legacy TriSalus, MTAC and Merger Sub consummated the transactions contemplated by the Merger Agreement (as such terms are defined below), following the approval by MTAC’s stockholders at an extraordinary general meeting held on August 2, 2023. Pursuant to the terms of the Merger Agreement, a Business Combination (as defined below) of Legacy TriSalus and MTAC was effected through, among other transactions, the merger of Merger Sub with and into Legacy TriSalus with the separate corporate existence of Merger Sub ceasing. In connection with the consummation of the Merger on August 10, 2023, MTAC changed its name from MedTech Acquisition Corporation to TriSalus Life Sciences, Inc. and Legacy TriSalus changed its name from TriSalus Life Sciences, Inc. to TriSalus Operating Life Sciences, Inc.

Unless the context indicates otherwise, references in this prospectus to the “Company,” “TriSalus,” “we,” “us,” “our” and similar terms refer to TriSalus Life Sciences, Inc. (f/k/a MedTech Acquisition Corporation) and its consolidated subsidiaries (including Legacy TriSalus). References to “MTAC” refer to the predecessor company prior to the consummation of the Business Combination.

## **SPECIAL NOTE REGARDING FORWARD-LOOKING STATEMENTS**

Some of the statements contained in this prospectus constitute forward-looking statements within the meaning of the federal securities laws. Forward-looking statements relate to expectations, beliefs, projections, future plans and strategies, anticipated events or trends and similar expressions concerning matters that are not historical facts. These forward-looking statements include statements regarding our intentions, beliefs and current expectations and projections concerning, among other things, our results of operations, financial condition, liquidity, prospects, growth, strategies and the markets in which we operate. In some cases, you can identify these forward-looking statements by the use of terminology such as “outlook,” “believes,” “expects,” “potential,” “continues,” “may,” “will,” “should,” “could,” “seeks,” “approximately,” “predicts,” “intends,” “plans,” “estimates,” “anticipates” or the negative version of these words or other comparable words or phrases.

The forward-looking statements contained in this prospectus reflect our current views about future events and are subject to numerous known and unknown risks, uncertainties, assumptions and changes in circumstances that may cause its actual results to differ significantly from those expressed in any forward-looking statement. There are no guarantees that the transactions and events described will happen as described (or that they will happen at all). As a result of a number of known and unknown risks and uncertainties, our actual results or performance may be materially different from those expressed or implied by these forward-looking statements. Some factors that could cause actual results to differ include:

- our ability to recognize the anticipated benefits of the Business Combination;
- our ability to maintain the listing of our Common Stock and warrants on the Nasdaq Global Market, and the potential liquidity and trading of such securities;
- changes in applicable laws or regulations;
- our ability to raise financing in the future;
- our ability to retain or recruit, or changes required in, our officers, key employees or directors;
- our ability to successfully commercialize any product candidates that we successfully develop and that are approved by applicable regulatory authorities;
- our expectations for the timing and results of data from clinical trials and regulatory approval applications;
- our estimates regarding expenses, future revenue, capital requirements and needs for additional financing;
- our business, operations and financial performance including:
  - our history of operating losses and expectations of significant expenses and continuing losses for the foreseeable future;
  - our ability to execute our business strategy, including the growth potential of the markets for our products and our ability to serve those markets;
  - our ability to grow market share in our existing markets or any new markets we may enter;
  - our ability to develop and maintain our brand and reputation;
- our ability to partner with other companies;
- the size of the addressable markets for our product candidates;

- our expectations regarding our ability to obtain and maintain intellectual property protection and not infringe on the rights of others;

## [Table of Contents](#)

- our ability to manage our growth effectively;
- the outcome of any legal proceedings that may be instituted against us; and
- unfavorable conditions in our industry, the global economy or global supply chain, including financial and credit market fluctuations, international trade relations, pandemics, political turmoil, natural catastrophes, warfare and terrorist attacks.

In addition, statements that “TriSalus believes,” “the Company believes” or “we believe” and similar statements reflect our beliefs and opinions on the relevant subjects. These statements are based upon information available to us as of the date of this prospectus, and while we believe such information forms a reasonable basis for such statements, such information may be limited or incomplete, and such statements should not be read to indicate that we have conducted an exhaustive inquiry into, or review of, all potentially available relevant information. These statements are inherently uncertain and investors are cautioned not to unduly rely upon these statements.

While forward-looking statements reflect our good faith beliefs, they are not guarantees of future performance. Except to the extent required by applicable law, we are under no obligation (and expressly disclaim any such obligation) to update or revise their forward-looking statements whether as a result of new information, future events, or otherwise. For a further discussion of these and other factors that could cause our future results, performance or transactions to differ significantly from those expressed in any forward-looking statement, please see the section titled “*Risk Factors*.” You should not place undue reliance on any forward-looking statements, which are based only on information currently available to us (or to third parties making the forward-looking statements).

## FREQUENTLY USED TERMS

“**Business Combination**” means the transactions contemplated by the Merger Agreement, including, among other things, the Merger.

“**Closing**” means the closing of the Business Combination.

“**Closing Date**” means August 10, 2023, the date on which the Closing occurred.

“**Common Stock**” means the shares of our common stock, \$0.0001 par value per share.

“**Conversion Warrants**” means the 1,000,000 warrants issued upon the conversion of the promissory note issued by MTAC to the Sponsor for working capital requirements and payment of certain expenses in connection with the Business Combination.

“**DGCL**” means the General Corporation Law of the State of Delaware.

“**Founder Shares**” means the 4,062,500 shares of Common Stock issued to the members of the Sponsor that were not forfeited at Closing.

“**Legacy TriSalus**” means TriSalus Operating Life Sciences, Inc., a Delaware corporation which, pursuant to the Business Combination, became a direct, wholly owned subsidiary of TriSalus Life Sciences, Inc., and, unless the context otherwise requires, its consolidated subsidiaries.

“**Merger**” means the merger of Merger Sub, a direct, wholly owned subsidiary of MTAC, with and into Legacy TriSalus, with Legacy TriSalus continuing as the surviving entity.

“**Merger Agreement**” means that certain Agreement and Plan of Merger, dated as of November 11, 2022, as amended by that certain First Amendment to Agreement and Plan of Merger, dated as of April 4, 2023, the Second Amendment to Agreement and Plan of Merger, dated as of May 13, 2023, and the Third Amendment to Agreement and Plan of Merger, dated as of July 5, 2023, with Merger Sub and Legacy TriSalus.

“**Merger Sub**” means MTAC Merger Sub, Inc., a Delaware corporation and wholly-owned subsidiary of MTAC.

“**MTAC**” means MedTech Acquisition Corporation (which was renamed “TriSalus Life Sciences, Inc” in connection with the consummation of the Business Combination).

“**MTAC IPO**” means MTAC’s initial public offering, consummated on December 22, 2020.

“**MTAC Units**” means equity securities of us, each consisting of one share of Class A Common Stock and one-third of one Public Warrant.

“**PIPE Shares**” means the shares of Common Stock that are issuable upon the conversion of the shares of Preferred Stock originally issued to investors in a private placement pursuant to those certain Subscription Agreements.

“**Preferred Stock PIPE Investors**” means the investors with whom MTAC has entered into the Subscriptions Agreements.

“**Private Placement Warrants**” means the 4,933,333 warrants purchased by the Sponsor in connection with the MTAC IPO in a private placement transaction occurring simultaneously with the closing of the MTAC IPO.



## [Table of Contents](#)

“**Public Warrants**” means the 8,281,779 outstanding warrants included as a component of the MTAC Units sold in the MTAC IPO, each of which is exercisable, at an exercise price of \$11.50, for one share of Common Stock, in accordance with its terms.

“**SEPA**” means that certain standby equity purchase agreement, by and between the Company and YA II PN, Ltd. (“**Yorkville**”), dated as of October 2, 2023.

“**Sponsor**” means MedTech Acquisition Sponsor LLC, a Delaware limited liability company, which liquidated and distributed its holdings to its ultimate beneficiaries prior to the Closing.

“**Subscription Agreements**” means those certain subscription agreements, dated June 7, 2023 and July 4, 2023, by and among MTAC and the Preferred Stock PIPE Investors pursuant to, and on the terms and subject to the conditions of which, the Preferred Stock PIPE Investors have collectively subscribed for and agreed to purchase in private placements an aggregate of 4,015,002 shares of Series A Convertible Preferred Stock at a purchase price of \$10.00 per share, resulting in an aggregate purchase price of \$40,150,020.

“**Warrants**” means the Conversion Warrants, the Private Placement Warrants and the Public Warrants.



## PROSPECTUS SUMMARY

*This summary highlights information contained elsewhere in this prospectus and does not contain all of the information that you should consider in making your investment decision. Before investing in our securities, you should carefully read this entire prospectus, including our consolidated financial statements and the related notes thereto and the information set forth in the sections titled “Risk Factors,” “Business” and “Management’s Discussion and Analysis of Financial Condition and Results of Operations” and our consolidated financial statements and the notes thereto included elsewhere in this prospectus, before deciding to invest in our shares of common stock. For purposes of this section, unless otherwise indicated or the context otherwise requires, all references to “TriSalus,” “the Company,” “we,” “our,” “ours,” “us” or similar terms refer to TriSalus Life Sciences, Inc. and its consolidated subsidiaries after the Closing.*

### Overview

We are an oncology company integrating standard-of-care treatments and our investigational immunotherapeutic with disruptive delivery technology with the goal of transforming the treatment paradigm for patients battling liver and pancreatic tumors. We have developed an innovative organ-specific platform that is designed to overcome two of the most significant challenges that prevent optimal delivery and performance of immunotherapeutics in these difficult-to-treat diseases: (i) high intratumoral pressure caused by tumor growth and collapsed vasculature restricting the delivery of oncology therapeutics and (ii) the immunosuppressive properties of liver and pancreatic tumor immune cells. By systematically addressing these barriers, we aim to improve checkpoint inhibitor response and enable improved patient outcomes. Our business is a Delaware corporation. We were incorporated in 2009 as Surefire Medical, Inc. We began doing business as TriSalus Life Sciences in 2018, and changed our name to TriSalus Life Sciences, Inc. in August 2021. The mailing address of our principal executive office is 6272 W. 91st Ave., Westminster, Colorado 80031.

### Implications of Being an Emerging Growth Company

We are an emerging growth company, as defined in the Jumpstart Our Business Startups Act of 2012, as amended, and therefore we intend to take advantage of certain exemptions from various public company reporting requirements, including not being required to have our internal control over financial reporting audited by our independent registered public accounting firm pursuant to Section 404(b) of the Sarbanes-Oxley Act of 2002, reduced disclosure obligations regarding executive compensation in this prospectus, our periodic reports and our proxy statements and exemptions from the requirements of holding a nonbinding advisory vote on executive compensation and any golden parachute payments not previously approved. We will remain an emerging growth company until the earliest of (i) the last day of the fiscal year in which the market value of our Common Stock that is held by non-affiliates equals or exceeds \$700 million as of the end of that year’s second fiscal quarter, (ii) the last day of the fiscal year in which we have total annual gross revenue of \$1.235 billion or more during such fiscal year (as indexed for inflation), (iii) the date on which we have issued more than \$1.00 billion in non-convertible debt in the prior three-year period or (iv) December 31, 2025.

### Summary of Risk Factors

Below is a summary of material factors that make an investment in our securities speculative or risky. Importantly, this summary does not address all of the risks and uncertainties that we face. Additional discussion of the risks and uncertainties summarized in this risk factor summary, as well as other risks and uncertainties that we face, can be found under the section titled “Risk Factors” in this prospectus. The below summary is qualified in its entirety by that more complete discussion of such risks and uncertainties. You should carefully consider the risks and uncertainties described under the section titled “Risk Factors” as part of your evaluation of an investment in our securities:

### Risks Related to this Offering

- It is not possible to predict the actual number of shares we will sell under the SEPA to the Selling Securityholder, or the actual gross proceeds resulting from those sales. Further, we may not have access to the full amount available under the SEPA with the Selling Securityholder.
- Investors who buy shares of Common Stock at different times will likely pay different prices.

- Our management team will have broad discretion over the use of the net proceeds from our sale of shares of Common Stock to the Selling Securityholder, if any, and you may not agree with how we use the proceeds and the proceeds may not be invested successfully.

#### **Risks Related to Our Business**

- We have a limited operating history, have incurred significant losses since our inception and anticipate incurring increasing expenses and continuing losses for the foreseeable future. Our independent registered public accountants and management have expressed substantial doubt as to our ability to continue as a going concern.
- The Asset Purchase Agreement, dated July 31, 2020, we entered into with Dynavax Technologies Corporation (“**Dynavax**”) in connection with our purchase of SD-101 requires us to make potentially significant payments to Dynavax before we will have regulatory approval of SD-101 and be able to generate revenue from sales of SD-101.
- Until we are able to generate significant revenues or achieve profitability through product sales, we will require substantial additional capital to finance our operations and continue development of our product candidates. We cannot be certain that such additional financing will be available on terms favorable to us, or at all, which could limit our ability to grow and jeopardize our ability to continue our business operations.
- Our revenue is primarily generated from sales of our TriNav device and we are therefore highly dependent on it for our success. Failure to achieve continued market acceptance of TriNav for any reason will harm our business and future prospects.
- TriNav is subject to an uncertain reimbursement environment, and any change to TriNav’s reimbursement status that reduces our level of reimbursement could cause TriNav revenue to materially decline.
- We currently have a limited marketing, sales and distribution organization. If we are unable to successfully grow our marketing, sales and distribution capabilities, then our product revenues related to TriNav, results of operations and financial condition will suffer.
- We are early in our pharmaceutical development efforts and have only one pharmaceutical product candidate, SD-101, in early clinical development. If we are unable to advance our product candidates, including SD-101, in clinical development for any reason (including due to lack of funding), obtain regulatory approval and ultimately commercialize our product candidates, or experiences significant delays in doing so, our business, results of operations, financial condition and prospects may be materially adversely affected.
- Clinical development is a lengthy and expensive process with an uncertain outcome. In addition, results of earlier preclinical studies and clinical trials may not be predictive of results of future preclinical studies or clinical trials. Failure can occur at any stage of clinical development.
- Changes in existing third-party coverage or our inability to secure advantageous reimbursement codes may impact our ability to sell our products, which would materially and adversely impact our business, results of operations, financial condition and prospects.
- The business and industry in which we participate in are highly competitive. If we are unable to compete effectively, we will not be able to establish our products in the marketplace or grow our products’ market share in the marketplace, and as a result, our business and results of operations will be adversely impacted.
- We are subject to numerous complex regulatory requirements and failure to comply with these regulations, or the cost of compliance with these regulations, may harm our business.



- The complexity of a combination product that includes a drug and a medical device, presents additional, unique development and regulatory challenges, which may adversely impact our development plans and our ability to obtain regulatory approval or clearance of our product candidates.
- Failure to obtain, adequately protect, maintain or enforce our intellectual property rights could substantially harm our business and results of operations.
- The expiration or loss of patent protection may adversely affect our future revenues.
- We have limited experience operating as a United States public company and may not be able to adequately develop and implement the governance, compliance, risk management and control infrastructure and culture required for a public company, including compliance with the Sarbanes Oxley Act.
- Our management has identified material weaknesses in our internal control over financial reporting and we may identify additional material weaknesses in the future. If we fail to remediate the material weaknesses or if we otherwise fail to establish and maintain effective control over financial reporting, it may adversely affect our ability to accurately and timely report our financial results, and may adversely affect investor confidence and business operations.
- The price of our Common Stock and Public Warrants has been and may continue to be volatile.

Please see the section titled “*Risk Factors*” beginning on page 5 of this prospectus for a discussion of these and other factors you should consider in evaluating our business.

#### **Corporate Information**

Our principal executive offices are located at 6272 W. 91st Ave., Westminster, Colorado 80031 and our telephone number is (888) 321-5212. Our corporate website address is [www.trisaluslifesci.com](http://www.trisaluslifesci.com). Information contained on or accessible through our website is not a part of this prospectus, and the inclusion of our website address in this prospectus is an inactive textual reference only.

We and our subsidiaries own or have rights to trademarks, trade names and service marks that they use in connection with the operation of their business. Other trademarks, trade names and service marks appearing in this prospectus are the property of their respective owners. Solely for convenience, in some cases, the trademarks, trade names and service marks referred to in this prospectus are listed without the applicable ®, ™ and SM symbols.

### The Offering

Shares of Common Stock offered by the Selling Securityholder	Up to 5,859,375 shares of Common Stock, which is the number of shares of Common Stock that we may, at our discretion, elect to issue and sell to the Selling Securityholder from time to time under the SEPA.
Shares of Common Stock outstanding	26,387,321 shares (based on total shares outstanding as of December 8, 2023).
Shares of Common Stock outstanding after giving effect to the issuance of the shares registered for resale hereunder	32,246,696 shares (based on total shares outstanding as of December 8, 2023).
Use of proceeds	<p>We will not receive any proceeds from the resale of shares of Common Stock included in this prospectus by the Selling Securityholder. However, we expect to receive proceeds from sales of Common Stock that we may elect to make to the Selling Securityholder pursuant to the SEPA, if any, from time to time in our discretion. The net proceeds from sales, if any, under the SEPA, will depend on the frequency and prices at which we sell shares of Common Stock to the Selling Securityholder after the date of this prospectus. See the section of this prospectus titled “<i>Committed Equity Financing</i>” for a description of how the price we may sell shares of Common Stock to the Selling Securityholder is calculated pursuant to the SEPA.</p> <p>We expect to use the net proceeds that we receive from sales of our Common Stock to the Selling Securityholder, if any, under the SEPA for working capital and general corporate purposes. See the section of this prospectus titled “<i>Use of Proceeds</i>.”</p>
Risk factors	Before investing in our securities, you should carefully read and consider the information set forth in the section titled “ <i>Risk Factors</i> ” beginning on page 5.
Nasdaq ticker symbols	“TLSI” and “TLSIW”

For additional information concerning the offering, see the section titled “*Plan of Distribution*” beginning on page 182.

## RISK FACTORS

*Investing in our securities involves a high degree of risk. Before you make a decision to buy our securities, in addition to the risks and uncertainties discussed above under “Special Note Regarding Forward-Looking Statements,” you should carefully consider the risks and uncertainties described below together with all of the other information contained in this prospectus, including our financial statements and related notes appearing at the end of this prospectus and in the section titled “Management’s Discussion and Analysis of Financial Condition and Results of Operations,” before deciding to invest in our securities. If any of the events or developments described below were to occur, our business, prospects, operating results, and financial condition could suffer materially, the trading price of our securities could decline, and you could lose all or part of your investment. The risks and uncertainties described below are not the only ones we face. Additional risks and uncertainties not presently known to us or that we currently believe to be immaterial may also adversely affect our business.*

### RISKS RELATED TO THIS OFFERING

***It is not possible to predict the actual number of shares we will sell under the SEPA to the Selling Securityholder, or the actual gross proceeds resulting from those sales. Further, we may not have access to the full amount available under the SEPA with the Selling Securityholder.***

On October 2, 2023, we entered into the SEPA with the Selling Securityholder, pursuant to which the Selling Securityholder has committed to purchase up to \$30.0 million of shares of our Common Stock, subject to certain limitations and conditions set forth in the SEPA. The shares of our Common Stock that may be issued under the SEPA may be sold by us to the Selling Securityholder at our discretion from time to time. We generally have the right to control the timing and amount of any sales of our shares of Common Stock to the Selling Securityholder under the SEPA. Sales of our Common Stock, if any, to the Selling Securityholder under the SEPA will depend upon market conditions and other factors to be determined by us. We may ultimately decide to sell to the Selling Securityholder all, some or none of the shares of our Common Stock that may be available for us to sell to the Selling Securityholder pursuant to the SEPA.

Because the purchase price per share to be paid by the Selling Securityholder for the shares of Common Stock that we may elect to sell to the Selling Securityholder under the SEPA, if any, will fluctuate based on the market prices of our Common Stock prior to each advance made pursuant to the SEPA, if any, it is not possible for us to predict, as of the date of this prospectus and prior to any such sales, the number of shares of Common Stock that we will sell to the Selling Securityholder under the SEPA, the purchase price per share that the Selling Securityholder will pay for shares purchased from us under the SEPA, or the aggregate gross proceeds that we will receive from those purchases by the Selling Securityholder under the SEPA, if any.

We are not required or permitted to issue any shares of Common Stock under the SEPA if such issuance would breach our obligations under the rules or regulations of Nasdaq. In addition, the Selling Securityholder will not be required to purchase any shares of our Common Stock if such sale would result in the Selling Securityholder’s beneficial ownership exceeding 4.99% of the then issued and outstanding Common Stock. Our inability to access a part or all of the amount available under the SEPA, in the absence of any other financing sources, could have a material adverse effect on our business.

The sale and issuance of our Common Stock to the Selling Securityholder will cause dilution to our existing stockholders, and the sale of the shares of Common Stock acquired by the Selling Securityholder, or the perception that such sales may occur, could cause the price of our Common Stock to fall. The purchase price for the shares that we may sell to the Selling Securityholder under the SEPA will fluctuate based on the price of our Common Stock. Depending on a number of factors, including market liquidity, sales of such shares may cause the trading price of our Common Stock to fall.

If and when we do sell shares to the Selling Securityholder, the Selling Securityholder may resell all, some, or none of those shares at its discretion, subject to the terms of the SEPA. Therefore, sales to the Selling Securityholder by us could result in substantial dilution to the interests of other holders of our Common Stock. Additionally, the sale of a

substantial number of shares of our Common Stock to the Selling Securityholder, or the anticipation of such sales, could make it more difficult for us to sell equity or equity-related securities in the future at a desirable time and price.



***Investors who buy shares of Common Stock at different times will likely pay different prices.***

Pursuant to the SEPA, we control the timing and amount of any sales of Common Stock to the Selling Securityholder. If and when we do elect to sell shares of our Common Stock to the Selling Securityholder pursuant to the SEPA, the Selling Securityholder may resell all, some or none of such shares in its discretion and at different prices, subject to the terms of the SEPA. As a result, investors who purchase shares from the Selling Securityholder in this offering at different times will likely pay different prices for those shares, and so may experience different levels of dilution and in some cases substantial dilution and different outcomes in their investment results. Investors may experience a decline in the value of the shares they purchase from the Selling Securityholder in this offering as a result of future sales made by us to the Selling Securityholder at prices lower than the prices such investors paid for their shares in this offering. In addition, if we sell a substantial number of shares to the Selling Securityholder under the SEPA, or if investors expect that we will do so, the actual sales of shares or the mere existence of our arrangement with the Selling Securityholder may make it more difficult for us to sell equity or equity-related securities in the future at a desirable time and price.

***Our management team will have broad discretion over the use of the net proceeds from our sale of shares of Common Stock to the Selling Securityholder, if any, and you may not agree with how we use the proceeds and the proceeds may not be invested successfully.***

Our management team will have broad discretion as to the use of the net proceeds from our sale of shares of Common Stock to the Selling Securityholder, if any, and we could use such proceeds for purposes other than those contemplated at the time of commencement of this offering. Accordingly, you will be relying on the judgment of our management team with regard to the use of those net proceeds, and you will not have the opportunity, as part of your investment decision, to assess whether the proceeds are being used appropriately. It is possible that, pending their use, we may invest those net proceeds in a way that does not yield a favorable, or any, return for us. The failure of our management team to use such funds effectively could have a material adverse effect on our business, financial condition, operating results and cash flows.

## **RISKS RELATED TO OUR BUSINESS**

### **Risks Related to Our Financial Condition**

***We have a limited operating history, have incurred significant losses since our inception and anticipate incurring increasing expenses and continuing losses for the foreseeable future. Our independent registered public accountants and management have expressed substantial doubt as to our ability to continue as a going concern.***

We are a commercial-stage medical device and Phase I clinical-stage pharmaceutical company with a limited operating history upon which you can evaluate our business and prospects. We have incurred significant losses since inception, including net losses of \$23.5 million and \$47.2 million for the nine months ended September 30, 2023, and the year ended December 31, 2022, respectively. As of September 30, 2023, we had an accumulated deficit of \$212.9 million. We anticipate incurring increasing research and development and general and administrative expenses related to our operations and transition into a public company for the foreseeable future. Losses will likely continue and may increase in the future as we continue to incur significant expenses related to drug development. We may find that these efforts are more expensive than we currently anticipate or that these efforts may not result in revenues, which would further increase our losses. In addition, we have limited experience and have not yet demonstrated an ability to successfully overcome many of the risks and uncertainties frequently encountered by clinical-stage pharmaceutical companies. If we are unable to achieve and/or sustain profitability, or if we are unable to achieve the growth that we expect from these efforts, it could have a material adverse effect on our business, financial condition or results of operations. Even if we achieve profitability in the future, we may not be able to sustain profitability in subsequent periods.

In addition, the Report of Independent Registered Public Accounting Firm to our December 31, 2022, financial statements includes an explanatory paragraph that expressed substantial doubt about our ability to continue as a going concern. Additionally, our management has independently determined that there is substantial doubt about our ability to continue as a going concern because we have incurred significant operating losses and expect to continue incurring

losses for the foreseeable future. Our financial statements were prepared assuming that we will continue as a going concern and do not include any adjustments that may result from the outcome of this uncertainty. Although we have raised additional cash in connection with the Closing of the Business Combination and received cash proceeds from the exercise of warrants to purchase series B-3 preferred stock in July 2023, without additional financing and based on our sales, operations and research and development plans, our management estimates that our existing cash and cash

## [Table of Contents](#)

equivalents as of September 30, 2023 will be insufficient to fund our projected liquidity requirements for the next 12 months, creating substantial doubt about our ability to continue as a going concern, and we may be unable to realize assets and discharge liabilities in the ordinary course of operations. If we are unable to obtain sufficient funding, we may be forced to delay, scale back, or eliminate some or all of our research and development activities, our financial condition and results of operations will be materially and adversely affected, and we may be unable to continue as a going concern.

Future financial statements may include similar qualifications about our ability to continue as a going concern. If we seek additional financing to fund our business activities in the future and there remains substantial doubt about our ability to continue as a going concern; investors or other financing sources may be unwilling to provide additional funding to us on commercially reasonable terms or at all.

***The Dynavax Agreement entered into by Legacy TriSalus in connection with its purchase of SD-101 requires us to make potentially significant payments to Dynavax before we will have regulatory approval of SD-101 and be able to generate revenue from sales of SD-101.***

Pursuant to the Dynavax Agreement, we and Legacy TriSalus have paid Dynavax \$12 million to date and we may be required to pay Dynavax up to an additional \$158 million upon the achievement of certain development and regulatory milestones with respect to SD-101. We will also be required to pay up to \$80 million upon achieving certain commercial milestones once sales of SD-101 have begun. The Dynavax Agreement also obligates us to pay royalties based on potential future net sales of products containing SD-101 compound on a product-by-product and country-by-country basis during the applicable royalty term. Such royalties are subject to reduction by up to 50% in certain circumstances. Our failure to satisfy these payment obligations or other obligations under the Dynavax Agreement could result in penalties or litigation, which could have a material adverse effect on our business, financial condition, and results of operations.

***Until we are able to generate significant revenues or achieve profitability through product sales, we will require substantial additional capital to finance our operations and continue development of our product candidates. We cannot be certain that such additional financing will be available on terms favorable to us, or at all, which could limit our ability to grow and jeopardize our ability to continue our business operations.***

Based on our sales, operations, and research and development plans, we expect that our existing cash and cash equivalents as of September 30, 2023 will be sufficient to fund operations into early-2024. However, we expect to incur significant expenses and operating losses for the foreseeable future as we continue to invest in the commercialization of SD-101, clinical trials and other development, manufacturing and regulatory activities for TriNav, SD-101 and our other product candidates, and discovery research and development. Based on our history of losses, we do not expect that we will be able to fund our longer-term capital and liquidity needs through our cash balances and operating cash flow alone.

Until we can generate a sufficient amount of revenue, we will need to finance our operations through strategic alliance and licensing arrangements and/or public or private debt and equity financings. We will need to obtain substantial additional funding in connection with our continuing operations and planned activities, including to continue the clinical development of, and seek regulatory approval for, SD-101 in any indication, to expand our business, to respond to competitive pressure and to make acquisitions. The amount of capital we will need may change depending on, among other things, the success of our efforts to grow revenue, our efforts to continue to effectively manage expenses, the results of our research and development and clinical trials for product candidates, and costs arising from seeking regulatory approvals. We may not succeed in raising additional funds in a timely manner. The timing of our need for additional funds will depend on many factors, which are difficult to predict or may be outside of our control, including:

- the revenue received from sales of TriNav;
- the costs and timing of research and development programs, including for additional Pressure-Enabled Drug Delivery (“PEDD”) devices;

- the scope, progress, results, resources, time and costs of preclinical development, laboratory testing and clinical trials for our current and future product candidates;

## [Table of Contents](#)

- the costs and timing of preparing, filing and prosecuting patent applications, maintaining and enforcing our intellectual property rights and defending any intellectual property-related claims;
- our ability to establish collaborations on favorable terms, if at all;
- the costs, timing and outcome of the regulatory review and approval of SD-101 and any future product candidate;
- the timing of any milestone payments or royalties due to Dynavax; and
- the costs of operating as a public company.

If our estimates and predictions relating to any of these factors are incorrect, we may need to modify our business plans. Conducting preclinical testing and clinical trials is a time-consuming, expensive and uncertain process that takes years to complete, and we may never generate the necessary data or results required to obtain regulatory approval and achieve product sales for SD-101 or any of our product candidates. In addition, SD-101 and any future product candidates, if approved, may not achieve commercial success. Our commercial revenues from TriNav will not be sufficient to fund our planned research activities in the near term, if ever. Accordingly, we may try to raise additional funds through public or private financings, strategic relationships, or other arrangements. In addition, we may seek additional capital due to favorable market conditions or strategic considerations even if we believe we have sufficient funds for our current or future operating plans.

Our ability to raise additional capital in the equity and debt markets, should we choose to do so, will depend upon many factors, including but not limited to, the market demand for Common Stock, which itself is subject to a number of development and business risks and uncertainties, as well as investor perception of our creditworthiness and prospects. It will also depend on a number of factors, including market conditions, interest rates, our operating performance and our credit rating. If we are unable to raise funds on acceptable terms, we may not be able to execute our business plan, take advantage of future opportunities, or respond to competitive pressures or unanticipated requirements. This may seriously harm our business, financial condition and results of operations. If we are not able to continue operations, investors may suffer a complete loss of their investments in our securities.

If we raise additional funds through future issuances of equity or convertible debt securities, our existing stockholders could suffer significant dilution, and any new equity securities we issue could have rights, preferences and privileges superior to those of holders of Common Stock. Any debt financing that we may secure in the future could involve significant fixed payment obligations and restrictive covenants relating to our capital raising activities and other financial and operational matters, which may make it more difficult for us to obtain additional capital and to pursue business opportunities, including potential acquisitions. We may not be able to obtain additional financing on terms favorable to us, if at all. If we are unable to obtain adequate financing or financing on terms satisfactory to us when needed, we may need to delay, reduce the scope of or put on hold one or more research and development programs or commercialization efforts while we seek strategic alternatives, and our ability to continue to support our business growth and to respond to business challenges and opportunities could be significantly impaired.

We may also need to seek collaborators for SD-101 and any future product candidates at an earlier stage than otherwise would be desirable or on terms that are less favorable than might otherwise be available or relinquish or license on unfavorable terms our rights to SD-101 and any future product candidates in markets where we otherwise would seek to pursue development or commercialization ourselves. If we otherwise raise funds through collaborations, strategic alliances or licensing agreements with third parties, we may have to relinquish valuable rights to our technologies, future revenue streams, research programs or product candidates, or grant licenses on terms that may not be favorable to us. Any of the above events could significantly harm our business, prospects, financial condition, and results of operations and cause the price of Common Stock to decline. Further, our ability to raise additional capital may be adversely impacted by potential worsening global economic conditions, and the continued disruptions to and volatility in the credit and financial markets in the United States and worldwide resulting from geopolitical events, including the wars in Ukraine and Israel, and disruptions to the U.S. banking system due to bank failures, particularly in light of the recent events that have occurred with respect to Silicon Valley Bank, Signature Bank, and First Republic Bank. Actual events involving limited liquidity, defaults, non-performance or other adverse developments that affect

financial institutions or other companies in the financial services industry, or the financial services industry generally, or concerns or rumors about any events of these kinds, have in the past and may in the future lead to market-wide liquidity problems. If we are unable to raise sufficient additional capital, we could be forced to curtail our planned operations and the pursuit of our growth strategy and business development efforts, which could jeopardize our ability to continue our business operations.

## [Table of Contents](#)

***Our future capital needs may require us to sell additional equity or debt securities that may dilute our stockholders, adversely affect the market price of our Common Stock or introduce covenants that may restrict our operations or our ability to pay dividends.***

We may seek additional capital through a combination of public and private equity offerings, debt financings, strategic partnerships and licensing arrangements. To the extent that we raise additional capital through the sale of equity or convertible debt securities, your ownership interest will be diluted, such offerings may reduce the market price of the Common Stock, and the terms may include a preference on liquidating distributions or a preference on dividend payments liquidation or other preferences that adversely affect your rights as a stockholder. Thus, existing holders of our Common Stock bear the risk of our future offerings reducing the market price of our Common Stock and diluting their shareholdings in us. For instance, in October 2023, we entered into the SEPA with Yorkville, whereby we have the right, but not the obligation, to sell to Yorkville up to \$30.0 million of our Common Stock at our request, subject to terms and conditions specified in the SEPA. We expect to opportunistically seek access to additional funds by utilizing the SEPA. In addition, the incurrence of indebtedness would result in increased fixed or variable payment obligations and could involve certain restrictive covenants, such as limitations on our ability to incur additional debt, limitations on our ability to acquire or license intellectual property rights and other operating restrictions that could adversely impact our ability to conduct our business, including grants of security interests in our intellectual property. If we raise additional capital through future collaborations, strategic alliances or third-party licensing arrangements, we may have to relinquish valuable rights to our intellectual property, future revenue streams, research programs or product candidates, or grant licenses on terms that may not be favorable to us.

Because our decision to issue additional equity or debt securities in any future offering or to enter into any strategic partnership or licensing arrangement will depend on market conditions and other factors beyond our control, we cannot predict or estimate the amount, timing, nature or success of our future capital raising efforts or partnership and licensing arrangements. In addition, our ability to raise additional capital through the sale of equity or convertible debt securities could be significantly impacted by the resale of our securities by the Selling Securityholder pursuant to the registration statement of which this prospectus forms a part, which could result in a significant decline in the trading price of our Common Stock and potentially hinder our ability to raise capital at terms that are acceptable to us or at all. In addition, a significant decline in the trading price of our Common Stock could potentially impact our ability to use equity securities as consideration in acquisitions. If we are unable to raise additional capital when needed, we may be required to delay, limit, reduce or terminate our product development or commercialization efforts, or grant rights to develop and market products or product candidates that we would otherwise develop and market ourselves.

***We may issue additional Common Stock from time to time, including under our equity incentive plans. Any such issuances would dilute the interest of our stockholders and likely present other risks.***

We may issue additional Common Stock from time to time, including under our equity incentive plans or as part of an acquisition. Common Stock reserved for future issuance under our equity incentive plans will become eligible for sale in the public market once those shares are issued, subject to provisions relating to time-based and performance-based vesting conditions, lock-up agreements and, in some cases, limitations on volume and manner of sale applicable to affiliates under Rule 144, as applicable. We have filed a registration statement on Form S-8 under the Securities Act to register additional shares we may issue pursuant to our 2023 Equity Incentive Plan (the “**2023 Plan**”) and 2023 Employee Stock Purchase Plan (“**ESPP**”). In addition, we may file one or more registration statements on Form S-8 under the Securities Act to register additional Common Stock or securities convertible into or exchangeable for Common Stock issued pursuant to our equity incentive plans. Any future Form S-8 registration statements will automatically become effective upon filing. Accordingly, Common Stock registered under such registration statements may be immediately available for sale in the open market.

***If we engage in future acquisitions or strategic partnerships, this may increase our capital requirements, dilute our stockholders if we issue equity securities, cause us to incur debt or assume contingent liabilities, and subject us to other risks.***

We may evaluate various acquisitions and strategic partnerships, including licensing or acquiring complementary products, intellectual property rights, technologies, or businesses. Any potential acquisition or strategic partnership may entail numerous risks, including:

- increased operating expenses and cash requirements;
- the assumption of additional indebtedness or contingent liabilities;



## [Table of Contents](#)

- the issuance of our equity securities;
- assimilation of operations, intellectual property and products of an acquired company, including difficulties associated with integration;
- the diversion of our management’s attention from our existing product programs and initiatives in pursuing such an acquisition or strategic partnership;
- retention of key employees, the loss of key personnel, and uncertainties in our ability to maintain key business relationships;
- risks and uncertainties associated with the other party to such a transaction, including the prospects of that party and their existing products or product candidates and related regulatory approvals; and
- our inability to generate revenue from acquired technology and/or products sufficient to meet our objectives in undertaking the acquisition or even to offset the associated acquisition and maintenance costs.

In addition, if we undertake acquisitions, we may issue dilutive securities, assume or incur debt obligations, incur large one-time expenses and acquire intangible assets that could result in significant future amortization expense. Moreover, we may not be able to locate suitable acquisition opportunities, which could impair our ability to grow or obtain access to technology or products that may be important to the development of our business.

### **Risks Related to TriNav**

***Our revenue is primarily generated from sales of our TriNav device and we are therefore highly dependent on it for our success. Failure to achieve continued market acceptance of TriNav for any reason will harm our business and future prospects.***

We began selling TriNav in 2020 in the United States, and sales of TriNav accounted for substantially all of revenue for the three and nine months ended September 30, 2023, and the year ended December 31, 2022. Sales of TriNav are expected to continue to account for primarily all of our revenue going forward. Our ability to execute our growth strategy and become profitable will therefore depend upon the adoption of TriNav by physicians and hospitals, among others.

TriNav is a relatively new drug delivery platform designed to overcome the barriers of the high pressure tumor microenvironment (“TME”). As a result, physician awareness of TriNav, and experience with TriNav, is limited. A number of factors that are outside of our control may contribute to fluctuations in our financial results, including:

- physician experience and hospital demand for our products and the extent of adoption of TriNav, including the rate at which physicians recommend TriNav for use on their patients;
- delays in, or failure to supply product, component and material deliveries by our third-party suppliers;
- positive or negative media coverage, or public, patient and/or physician perception, of TriNav or competing products and procedures;
- any safety or effectiveness concerns that arise regarding TriNav;
- the extent of reimbursement by CMS for purchases of TriNav, and specifically whether TriNav will be assigned a permanent reimbursement rate and at a comparable reimbursement price by CMS; and
- introduction of new products or procedures for delivering drugs into the tumor microenvironment that compete with TriNav.

There is no assurance that TriNav will achieve broad market acceptance among physicians and hospitals. Any failure of TriNav to satisfy physician or hospital demand or to achieve meaningful market acceptance will harm our business and future prospects.

***Our business is dependent upon the continued adoption of TriNav by hospitals and physicians.***

Our future growth and profitability largely depend on our ability to increase physician awareness and adoption of TriNav and on the willingness of physicians to recommend the device to more of their patients. Physicians may not use our products unless they are able to determine, based on experience, clinical data, medical society recommendations and other analyses, that our product provides a safe and effective treatment alternative for drug delivery. Even if we are able to raise awareness and increase adoption of TriNav among physicians, physicians tend to be slow in changing their medical treatment practices and may be hesitant to select TriNav for recommendation to patients for a variety of reasons, including:

- Long-standing relationships with competing companies and distributors that sell competitive products;
- Competitive response and negative selling efforts from providers of alternative catheter products;
- Perceived liability risk generally associated with the use of new products and procedures;
- Lack of sufficient clinical evidence, including long-term data, supporting the clinical benefits of TriNav;
- Reluctance to change to or use new products and procedures; and
- Time commitment and skill development that may be required to gain familiarity and proficiency with TriNav.

Physicians play a significant role in determining the course of a patient's treatment and, as a result, the type of treatment that will be recommended or provided to a patient. We focus our sales, marketing, and education efforts primarily on interventional radiologists with the goal of educating these physicians regarding the patient population that we believe would benefit from TriNav. However, we cannot assure you that we will achieve broad education or market acceptance among these practitioners. For example, if treating physicians are not made aware of TriNav, they may not treat patients using our product, and those patients may instead not seek treatment at all or may be treated with alternative products or procedures. In addition, some physicians may choose to utilize TriNav on only a subset of their total patient population or may not adopt TriNav at all. If a physician experiences an adverse event in one or more of their TriNav patients or if any issues with the safety or efficacy of TriNav develop, physicians may not continue offering TriNav as a drug delivery method at the same rate or at all. If we are not able to effectively demonstrate that TriNav is beneficial in a broad range of patients, adoption of TriNav will be limited and may not occur as rapidly as we anticipate, which would have a material adverse effect on our business, financial condition, and results of operations. We cannot assure you that TriNav will achieve broad market acceptance among hospitals and physicians. Any failure of TriNav to satisfy demand or to achieve meaningful market acceptance and penetration will harm our future prospects and have a material adverse effect on our business, financial condition, and results of operations.

In addition, the medical device industry's interactions and relationships with physicians are under increasing scrutiny by the Health and Human Services Office of the Inspector General ("OIG"), the Department of Justice ("DOJ"), state attorneys general, and other foreign and domestic government agencies. Our failure to comply with laws, rules and regulations governing our relationships with physicians, or an investigation into our compliance by the OIG, DOJ, state attorneys general or other government agencies, could significantly harm our business.

In most cases, before physicians can use our products for the first time, our products must be approved for use by a hospital's new product or value analysis committee, or the staff of a hospital or health system. Following such approval, we may be required to enter into purchase contracts with such hospital or health system. Such approvals or requirements to enter into a purchase contract could deter or delay the use of our products by physicians. We cannot provide assurance that our efforts to obtain such approvals, enter into purchase contracts, or generate adoption will be successful or increase the use of our products, and if we are not successful, it could have a material adverse effect on our business, financial condition and results of operations.



## [Table of Contents](#)

***TriNav is currently subject to an uncertain reimbursement environment, and any change to TriNav's reimbursement status that reduces our level of reimbursement could cause TriNav revenue to materially decline and impede market adoption.***

We presently benefit from various reimbursement codes in the United States, including the following:

- Healthcare Common Procedure Coding System Code (“**HCPCS**”): C1982; and
- Current Procedural Terminology (“**CPT**”) for physicians to support reimbursement for physician-rendered healthcare services Codes: 37242 Mapping and 37243 Treatment.

Our approved TPT payment for TriNav was extended on December 29, 2022, through the Consolidated Appropriations Act of 2023 and allows for reimbursement payments in the amount of \$7,750 for each catheter through December 31, 2023. The TPT allows for temporary payments above the standard prospective payment rate paid for the procedure (rather than as a cost included in the standard payment). The American Medical Association (the “**AMA**”) routinely creates these codes for emerging technology, services and procedures. On June 1, 2023, we applied for a new technology APC code with CMS and met with them on June 26, 2023, to review the application. In December 2023, CMS granted a New Technology HCPCS for procedures involving TriNav. This new code, HCPCS C9797, has been assigned to the Ambulatory Payment Classification (APC) 5194 - Level 4 Endovascular Procedures. The new code will become effective on January 1, 2024, and may be reported by hospital outpatient departments and ambulatory surgical centers, but there can be no assurance that continuing reimbursement will be available at similar reimbursement rates or at all.

Any reduction in the amount of the reimbursement for TriNav will negatively impact the revenue we are able to generate from the sale of TriNav and may hinder our ability to recoup our total investment in TriNav notwithstanding regulatory approval of the product. If we are unable to promptly obtain coverage and profitable payment rates from hospital budgets or government-funded and private purchasers for TriNav or any future products, we may sell fewer units or need to sell them at a lower price. Such changes in revenues would have a material adverse effect on our operating results and our overall financial condition.

***We currently have a limited marketing, sales and distribution organization. If we are unable to successfully grow our marketing, sales and distribution capabilities, then our product revenues related to TriNav, our results of operations and financial condition will suffer.***

We currently have limited in house sales and marketing capabilities. In the past, we have contracted with a limited number of third-party distributors for a significant portion of our commercial sales of TriNav. Our revenues and results of operations were adversely impacted after we discontinued our distributor agreement with Advanced Critical Devices (“**ACD**”) in December 2022. Although we continue to further develop an in-house marketing organization and sales force with technical expertise and supporting distribution capabilities to commercialize TriNav, which will require significant capital expenditures, management resources and time, we may be unable to accurately predict the future level of demand for TriNav that will be generated by our existing or potential customers, or the future demand for our medical device products by these customers or new customers. We will also have to compete with other pharmaceutical and biotechnology companies to recruit, hire, train and retain marketing and sales personnel. We may not be able to build an effective sales and marketing organization with supporting distribution capabilities in the United States, the European Union (“**EU**”) or other key global markets in compliance with applicable legal requirements. Any failure or delay in the development of our internal sales, marketing and distribution capabilities would adversely impact our revenues, results of operations and financial condition.

Further, if we decide to re-enter into arrangements with third parties to perform sales, marketing, and distribution services, our product revenues related to TriNav may be lower than if we were to market, sell and distribute TriNav ourselves. We also would face competition in our search for third parties to assist with the sales, marketing and distribution efforts of TriNav.

***Increases in costs, disruption of supply or shortage of materials could harm our business.***

We manufacture TriNav internally, and certain materials necessary to produce our products are sourced from a limited number of suppliers. Any disruption in the supply of materials from such suppliers could disrupt production of our products until such time as a different supplier is fully qualified. As a result, we may experience an increase in costs or inability to meet customer demand. Furthermore, shortages or increased demand of such materials and other economic conditions, like inflation, may cause us to experience significant increases in the cost of materials. In the case of TriNav, substantial increases in the prices for materials used in

## [Table of Contents](#)

our production would increase our operating costs and could reduce our margins if we cannot recoup any such increased costs through increased product pricing. Any attempts to increase product prices in response to increased material costs could result in cancellations of product orders and therefore materially and adversely affect our brand, business, prospects and results of operations.

### **Risks Related to SD-101 and Product Development**

***We are early in our pharmaceutical development efforts and we have only one pharmaceutical product candidate, SD-101, in early clinical development. If we are unable to advance our product candidates, including SD-101, in clinical development for any reason (including due to lack of funding), obtain regulatory approval and ultimately commercialize our product candidates, or experience significant delays in doing so, our business, results of operations, financial condition and prospects may be materially adversely affected.***

We are in the early stages of our development efforts and have only one product candidate, SD-101, in early clinical development. We have initiated Phase 1 and Phase 1b clinical trials for this product candidate, each of which are focused on a different target indication, specifically: uveal melanoma, intrahepatic cholangiocarcinoma and hepatocellular carcinoma. We will need to progress any early product candidates through IND-enabling studies and submit Investigational New Drug applications (“INDs”) to the FDA prior to initiating their clinical development. Our ability to generate product revenues from our pharmaceutical candidates, which we do not expect will occur for several years, if ever, will depend heavily on the successful development and eventual commercialization of our product candidates. The success of these product candidates will depend on several factors, including the following:

- successful enrollment in clinical trials and completion of clinical trials and preclinical studies with favorable results;
- clearance of INDs by the FDA or similar regulatory filings by comparable foreign regulatory authorities for the conduct of clinical trials of our product candidates and our proposed design of future clinical trials;
- demonstrating the safety and efficacy in the proposed indications for use of our product candidates to the satisfaction of applicable regulatory authorities;
- receipt of marketing approvals from applicable regulatory authorities, including New Drug Applications (“NDAs”) from the FDA and maintaining such approvals;
- making arrangements with third-party manufacturers for, or establishing, clinical and commercial manufacturing capabilities;
- establishing sales, marketing and distribution capabilities and launching commercial sales of our product candidates, if and when approved, whether alone or in collaboration with others;
- establishing and maintaining patent and trade secret protection or regulatory exclusivity for our product candidates;
- maintaining an acceptable safety profile of our products following approval; and
- building and maintaining an organization of people who can successfully develop our product candidates.

The success of our business depends in part on the successful development, regulatory approval, and commercialization of our product candidate, SD-101, as well as any other future product candidates, which may never occur. We have not yet succeeded in, and we may not succeed in, obtaining marketing approval for SD-101. If we are unable to develop, or obtain regulatory approval for, or, if approved, successfully commercialize our product candidates, we may not be able to generate any revenue from our pharmaceutical development efforts and this may have a material adverse effect on our business, results of operations, financial condition and prospects.





## [Table of Contents](#)

***Clinical trials of our product candidates or potential product candidates may fail to produce results necessary to support regulatory clearance or authorization.***

We incur substantial expense for, and devote significant time to, clinical trials but cannot be certain that the trials will ever result in commercial gains. We may experience significant setbacks in clinical trials, even after earlier clinical trials showed promising results, and failure can occur at any time during the clinical development process. Our products may produce undesirable adverse effects that could cause us, institutional review boards (“IRBs”) or regulatory authorities to interrupt, delay or halt clinical trials. We, IRBs, the FDA, or another regulatory authority may suspend or terminate clinical trials at any time to avoid exposing trial participants to unacceptable health risks. Our clinical trials may produce negative or inconclusive results or may demonstrate a lack of effect of our product candidates. Additionally, the FDA may disagree with our interpretation of the data from our pilot studies and clinical trials, or may find the clinical trial design, conduct or results inadequate to demonstrate safety or effectiveness, and may require us to pursue additional clinical trials, which could further delay the clearance or authorization of our product candidates. If we are unable to demonstrate the safety and effectiveness of product candidates in our clinical trials, we will be unable to obtain the regulatory clearances or authorizations we need to commercialize new products.

***Interim, “topline” and preliminary data from clinical trials of our product candidates may change as more patient data becomes available and are subject to confirmation, audit, and verification procedures that could result in material changes in the final data.***

From time to time, we may publish interim topline or preliminary data from our clinical trials. Interim data from clinical trials that we may complete are subject to the risk that one or more of the clinical outcomes may materially change as patient enrollment continues and more patient data becomes available. Preliminary or topline data also remain subject to audit and verification procedures that may result in the final data being materially different from the preliminary data we previously published. As a result, interim and preliminary data should be viewed with caution until the final data is available. Adverse differences between preliminary or interim data and final data could significantly harm our reputation and business prospects.

***Clinical development is a lengthy and expensive process with an uncertain outcome. In addition, results of earlier preclinical studies and clinical trials may not be predictive of results of future preclinical studies or clinical trials. Failure can occur at any stage of clinical development.***

Clinical testing is expensive and can take many years to complete, and outcomes are inherently uncertain. Failure can occur at any time during the clinical trial process and may result from a multitude of factors both within and outside our control, including flaws in formulation, adverse safety or efficacy profiles and flaws in trial design, among others. To obtain the requisite regulatory approvals or clearances to market and sell any of our product candidates, we must demonstrate through extensive preclinical studies and clinical trials that our product candidates are safe and effective in humans for use in each target indication. The results of preclinical studies and early clinical trials of SD-101 and any future drug candidates may not be predictive of the results of later-stage clinical trials, making it impossible to predict when or if any of our product candidates will prove safe or effective in humans or receive regulatory approval or clearance. The results generated to date in preclinical studies for our product candidates do not ensure that later preclinical studies or clinical trials will demonstrate similar results. Product candidates in later stages of clinical trials may fail to show the desired safety and efficacy traits despite having progressed through preclinical and earlier-stage clinical trials. In later-stage clinical trials, we will likely be subject to more rigorous statistical analyses than in completed earlier-stage clinical trials. Several companies in the biopharmaceutical industry have suffered significant setbacks in advanced clinical trials due to a lack of efficacy or adverse safety profiles, notwithstanding promising results in earlier trials, and we cannot be certain that we will not face similar setbacks. Moreover, preclinical and clinical data are often susceptible to varying interpretations and analyses, and many companies that have believed their product candidates performed satisfactorily in preclinical studies and clinical trials have nonetheless failed to obtain marketing approval or clearance of these product candidates.

In some instances, there can be significant variability in safety or efficacy results between different clinical trials of the same product candidate due to numerous factors, including changes in clinical trial procedures set forth in protocols, differences in the size and type of the patient populations, adherence to the dosing regimen and other clinical trial protocols, and the rate of dropout among clinical trial participants. If the trials result in negative or inconclusive results,

we or our collaborators or partners may decide, or regulators may require them, to discontinue trials of our drug candidates or conduct additional clinical trials or preclinical studies. In addition, data obtained from trials and studies are susceptible to varying interpretations, and regulators may not interpret our data as favorably as we do, which may delay, limit or prevent regulatory approval. For these reasons, our future clinical trials may not be successful. If we fail to produce positive results in our planned preclinical studies or clinical trials of any of our product candidates,

## [Table of Contents](#)

the development timeline and regulatory approval or clearance and commercialization prospects for our product candidates, and, correspondingly, our business and financial prospects, would be materially and adversely affected.

Also, we cannot guarantee that any preclinical studies or clinical trials will be conducted as planned or completed on schedule, if at all. We may experience difficulties in patient enrollment in our clinical trials for a variety of reasons, including challenges resulting from COVID-19, labor shortages, and global supply chain interruptions. Any inability to timely and successfully complete preclinical and clinical development could result in additional costs to us or impair our ability to achieve regulatory and commercialization milestones. In addition, if we make manufacturing or formulation changes to our product candidates, we may need to conduct additional testing to bridge our modified product candidate to earlier versions. Our product development costs will also increase if we experience delays in testing or obtaining marketing approvals or clearances.

***Delays in clinical trials are common and have many causes, and any delay could result in increased costs to us and could jeopardize or delay our ability to obtain regulatory approval and commence future product sales. We may also find it difficult to enroll patients in our clinical trials, which could delay or prevent the development of our product candidates.***

We may experience delays in clinical trials of our drug candidates. Planned clinical trials may not begin on time, have an effective design, enroll a sufficient number of patients or be completed on schedule, if at all. Our clinical trials can be delayed for a variety of reasons, including:

- inability to raise or delays in raising funding necessary to initiate or continue a trial;
- delays in obtaining regulatory approval to commence a trial;
- delays in reaching agreement with the FDA on final trial design;
- imposition of a clinical hold for safety reasons or following an inspection of our clinical trial operations or trial sites by the FDA or other regulatory authorities;
- delays in reaching agreement on acceptable terms with prospective contract manufacturing organizations (“CMOs”), or contract research organizations (“CROs”), and clinical trial sites, or failure by such CMOs to complete the manufacturing of clinical trial materials or CROs to follow and carry out the clinical study protocol at each site in accordance with the terms of our agreements with them;
- delays in obtaining required IRB, approval at each site;
- difficulties or delays in having patients’ complete participation in a trial or return for post-treatment follow-up;
- clinical sites electing to terminate their participation in one of our clinical trials, which would likely have a detrimental effect on subject enrollment;
- time required to add new clinical sites; or
- delays by prospective CMOs to produce and deliver sufficient supply of clinical trial materials.

If initiation or completion of our planned clinical trials is delayed for any of the above reasons or other reasons, our development costs may increase, our regulatory approval process could be delayed and our ability to commercialize and commence sales of our drug candidates could be materially harmed, which could have a material adverse effect on our business.

In addition, identifying and qualifying patients to participate in clinical trials of our drug candidates is critical to our success. The timing of our clinical trials depends on the speed at which we can recruit patients to participate in testing our drug candidates as well as completion of required follow-up periods. We may not be able to identify, recruit and enroll a sufficient number of patients, or



## [Table of Contents](#)

those with required or desired characteristics or to complete our clinical trials in a timely manner. Patient enrollment is and completion of the trials are affected by a variety of factors, including:

- severity and prevalence of the disease under investigation;
- design of the trial protocol;
- size of the patient population;
- eligibility criteria for the trial in question;
- perceived risks and benefits of the drug candidate under trial;
- proximity and availability of clinical trial sites for prospective patients;
- availability of competing therapies and clinical trials;
- efforts to facilitate timely enrollment in clinical trials;
- patient referral practices of physicians; and
- ability to monitor patients adequately during and after treatment.

***SD-101 relies on oligonucleotide TLR agonists. Serious adverse event data relating to TLR agonists may require us to reduce the scope of or discontinue certain of our pre-clinical or clinical activities.***

SD-101 is composed, in part, of TLR9 agonist CpG oligonucleotides. If SD-101 or any of our future product candidates in clinical trials or similar products from competitors produce serious adverse event data, we may be required to delay, discontinue, or modify many of our clinical trials or our clinical trial strategy. If a safety risk based on mechanism of action or the molecular structure were identified, it may hinder our ability to develop our product candidates or enter into potential collaboration or commercial arrangements. Rare diseases and a numerical imbalance in cardiac adverse events have been observed in patients in our clinical trials. If adverse event data are found to apply to our TLR agonist and/or inhibitor technology as a whole, we may be required to significantly reduce the scope of or discontinue certain of our pre-clinical or clinical activities.

***Our long-term prospects are dependent on the success of our development-stage products including SD-101, which depend on regulatory approval. Failure to maintain or obtain regulatory approvals would materially and adversely impact us and our business prospects.***

Our long-term prospects are dependent on SD-101, currently our sole development-stage immune-oncology product candidate, and early-stage development is inherently risky. Even if we have early indications of success in clinical development, in order to be able to market SD-101 in the United States, we must obtain approval from the FDA, and corresponding applications to foreign regulatory agencies must be approved by those agencies before we may sell the product in respective geographic areas. Obtaining FDA marketing approval and corresponding foreign applications is highly uncertain and we may fail to obtain approval, or might obtain approval in a more limited indication than sought. The FDA review process is extensive, lengthy, expensive and uncertain, and the FDA or foreign regulatory agencies may delay, limit or deny approval of our application for many reasons, including: whether the data from our clinical trials or the development program are satisfactory to the FDA or foreign regulatory agency; disagreement with the number, design, size, conduct or implementation of our clinical trials or proposed post-marketing study, or a conclusion that the data fails to meet statistical or clinical significance or safety requirements; acceptability of data generated at our clinical trial sites that are monitored by third-party CROs; and deficiencies in our manufacturing processes or facilities or those of our third-party contract manufacturers and suppliers, if any.

In the event that we determine to commercialize SD-101 outside the United States, such as in Europe, whether we can do so successfully will depend upon us receiving regulatory approval, which can be costly and time-consuming, and there is a risk that one

## [Table of Contents](#)

or more regulatory bodies may require that we conduct additional clinical trials and/or take other measures which will take time and require us to incur significant additional expense. In addition, there is the risk that we may not receive approval in one or more jurisdictions.

In addition, we obtain guidance from regulatory authorities on certain aspects of our clinical development activities and seek to comply with written guidelines provided by such authorities. These discussions and written guidelines are not binding obligations on the part of the regulatory authorities and the regulatory authorities may require additional patient data or studies to be conducted. Regulatory authorities may revise or retract previous guidance during the course of a clinical trial or after the completion of the trial. The authorities may also disqualify a clinical trial from consideration in support of approval of a potential product if they deem the guidelines have not been met. The FDA or foreign regulatory agencies may determine our clinical trials or other data regarding safety, efficacy or consistency of manufacture or compliance with GMP regulations are insufficient for regulatory approval. Failure to maintain or obtain regulatory approvals would materially and adversely impact us and our business prospects.

***Even if we obtain regulatory approval for our product candidates, the products may not gain market acceptance among physicians, patients, hospitals, cancer treatment centers and others in the medical community, which could materially adversely impact our business, results of operations and financial condition.***

Our sole pharmaceutical product candidate, SD-101, may never be approved for marketing as a potential cancer treatment. To the extent SD-101 is approved for marketing as a potential cancer treatment, it may not become broadly accepted by physicians, patients, hospitals, cancer treatment centers and others in the medical community. Various factors will influence whether SD-101 is accepted in the market, including:

- the clinical indications for which SD-101 is approved;
- physicians, hospitals, cancer treatment centers and patients considering SD-101 as a safe and effective treatment;
- the potential and perceived advantages of SD-101 over alternative treatments;
- our ability to demonstrate the advantages of SD-101 over other cancer medicines;
- the prevalence and severity of any side effects;
- the prevalence and severity of any side effects for other precision medicines and public perception of other precision medicines;
- product labeling or product insert requirements of the FDA or other regulatory authorities;
- limitations or warnings contained in the labeling approved by the FDA;
- the timing of market introduction of SD-101 as well as competitive products;
- the cost of treatment in relation to alternative treatments;
- the availability of adequate coverage, reimbursement and pricing by third-party payors and government authorities;
- the willingness of patients to pay out-of-pocket in the absence of coverage by third-party payors and government authorities;
- relative convenience and ease of administration, including as compared to alternative treatments and competitive therapies; and
- the effectiveness of our sales and marketing efforts.





## [Table of Contents](#)

If SD-101 is approved by the FDA but fails to achieve market acceptance among physicians, patients, hospitals, cancer treatment centers or others in the medical community, our business and prospects will be adversely affected. Even if SD-101 achieves market acceptance, it may not be able to maintain that market acceptance over time if new products or technologies are introduced that are more favorably received than SD-101, are more cost-effective or render SD-101 obsolete.

In addition, although SD-101 differs in certain ways from other approaches, serious adverse events or deaths in other clinical trials involving precision medicines, even if not ultimately attributable to our product candidates, could result in increased government regulation, unfavorable public perception and publicity, potential regulatory delays in the testing or licensing of our product candidates, stricter labeling requirements for those product candidates that are licensed, and a decrease in demand for any such product candidates.

If our products do not gain market acceptance among physicians, patients, hospitals, cancer treatment centers and others in the medical community, this could materially adversely impact our business, results of operations and financial condition.

### **Risks Related to Our Business and Industry**

***Changes in existing third-party coverage or our inability to secure advantageous reimbursement codes may impact our ability to sell our products, which would materially and adversely impact our business, results of operations, financial condition and prospects.***

Maintaining and growing sales of TriNav, and any future product candidates, depends, in part, on the availability of coverage and adequate reimbursement from third-party payors, including government programs such as Medicare and Medicaid, private insurance plans and managed care programs. The process for determining whether a third-party payor will provide coverage for a product or procedure may be separate from the process for establishing the reimbursement rate that such a payor will pay for the product or procedure. A payor's decision to provide coverage for a product or procedure does not imply that an adequate reimbursement rate will be approved. Further, one payor's determination to provide coverage for a product or procedure does not assure that other payors will also provide such coverage. Adequate third-party reimbursement may not be available to enable us to achieve profitability. We may be unable to sell our products on a profitable basis if third-party payors deny coverage or reduce any existing levels of payment, or if our costs of production increase faster than increases in reimbursement levels.

For example, our TPT payment for TriNav was extended on December 29, 2022, through the Consolidated Appropriations Act of 2023 and allows for reimbursement payments in the amount of \$7,750 for each catheter through December 31, 2023. On June 1, 2023, we applied for a new technology APC code with CMS. We met with CMS on June 26, 2023 to review the application. In December 2023, CMS granted a New Technology HCPCS for procedures involving TriNav. The new code will become effective on January 1, 2024, and may be reported by hospital outpatient departments and ambulatory surgical centers, but there can be no assurance that continuing reimbursement will be available at similar reimbursement rates or at all. If TriNav does not receive adequate reimbursement, this would materially and adversely impact our business, results of operations, financial conditions, and prospects.

Additionally, the reimbursement process is complex and can involve lengthy delays. Also, third-party payors may reject, in whole or in part, requests for reimbursement based on determinations that certain amounts are not reimbursable under plan coverage, that services provided were not medically necessary, that additional supporting documentation is necessary, or for other reasons. Retroactive adjustments by third-party payors may be difficult or cost-prohibitive to appeal, and such changes could materially reduce the actual amount we receive. Delays and uncertainties in the reimbursement process may be out of our control and could have a material adverse effect on our business, prospects, results of operations and financial condition.

Moreover, the reimbursement by third-party payors for our product and the amount that we may receive in payment for our products may be materially and adversely affected by factors we do not control, including federal or state regulatory or legislative changes, and cost-containment decisions and changes in reimbursement schedules of third-party payors or product purchasers (such as hospitals). Lack of reimbursement or any reduction or elimination of these payments could have a material adverse effect on our business, prospects, results of operations and financial condition.

Furthermore, the healthcare industry in the United States has experienced a trend toward cost containment as government and private insurers seek to control healthcare costs by imposing lower payment rates and negotiating reduced contract rates with service providers. Therefore, we cannot be certain that the procedures using our products will be reimbursed at a cost-effective level. Nor can we be certain that third-party payors using a methodology that sets amounts based on the type of procedure performed, such as those utilized by government programs and in many privately managed

## [Table of Contents](#)

care systems, will view the cost of our products to be justified so as to incorporate such costs into the overall cost of the procedure. Even if coverage is provided, the approved reimbursement amount may not be high enough to allow us to establish or maintain pricing sufficient to achieve profitability. Moreover, we are unable to predict what changes will be made to the reimbursement methodologies used by third-party payors in the future.

***The business and industry in which we participate are highly competitive. If we are unable to compete effectively, we will not be able to establish our products in the marketplace or maintain or grow our products' market share in the marketplace, and as a result, our business and results of operations will be adversely impacted.***

The biopharmaceutical and medical device industries are characterized by intense competition and rapid innovation. Our competitors may be able to develop other devices or drugs that are able to achieve similar or better results. Potential competitors for TriNav and SD-101 include major multinational medical device and pharmaceutical companies, established biotechnology companies, specialty pharmaceutical companies and universities and other research institutions. Many of these competitors have substantially greater financial, technical, and other resources than we do, such as larger research and development staff, experienced marketing and manufacturing organizations, well-established sales forces, and name recognition. Smaller or early-stage companies may also prove to be significant competitors, particularly through collaborative arrangements with large, established companies. Mergers and acquisitions in the biotechnology and pharmaceutical industries may result in even more resources being concentrated in our competitors. Competition may increase further as a result of advances in the commercial applicability of technologies and greater availability of capital for investment in these industries. Our competitors, either alone or with collaborative partners, may succeed in developing, acquiring or licensing on an exclusive basis drug or biologic products that are more effective, safer, more easily commercialized or less costly than SD-101 or may develop proprietary technologies or secure patent protection that we may need for the development of our drug delivery technologies and products or product candidates.

The availability and price, and in the case of SD-101, if approved, its FDA-approved labeling versus that of competitors of our competitors' products could limit the demand and the price we are able to charge for TriNav and SD-101, if approved. We may not be able to implement our business plan if the acceptance of TriNav or SD-101 is inhibited by price competition or the reluctance of physicians to switch from existing methods of treatment, or if physicians switch to other new drug or biologic products or drug delivery systems or choose to reserve TriNav and/or SD-101 for use in limited circumstances. For additional information regarding our competition, see the section titled "Our Business — Competition."

***We may, in the future, enter into material collaborations, in-licensing arrangements, joint ventures, or strategic alliances with third parties that may not result in the development of commercially viable products or the generation of significant or any future revenues. Alternatively, part of our strategy is to enter into such kinds of relationships with third parties involving our products and product candidates, and we may not be able to do so on acceptable terms or at all.***

In the ordinary course of our business, we may enter into collaborations, in-licensing arrangements, joint ventures, or strategic alliances to develop and/or commercialize our products or product candidates and/or to pursue new markets. Proposing, negotiating, and implementing collaborations, in-licensing arrangements, joint ventures, and strategic alliances may be a lengthy and complex process. Other companies, including those with substantially greater financial, marketing, sales, technology or other business resources, may compete with us for these opportunities or arrangements. We may not identify, secure or complete any such transactions or arrangements in a timely manner, on a cost-effective basis, on acceptable terms, or at all. We have limited institutional knowledge and experience with respect to these business development activities, and we may also not realize the anticipated benefits of any such transaction or arrangement. In particular, these collaborations may not result in the development of products that achieve commercial success or result in significant revenues or otherwise achieve their goals and could be terminated prior to developing any products.

Additionally, we may not be in a position to exercise sole decision-making authority regarding the transaction or arrangement, which could create the potential risk of creating impasses on decisions, and our collaborators may have economic or business interests or goals that are, or that may become, inconsistent with our business interests or goals. It is possible that conflicts may arise with our collaborators, such as conflicts concerning the achievement of performance

milestones, or the interpretation of significant terms under any agreement, such as those related to financial obligations or the ownership or control of intellectual property developed during the collaboration. If any conflicts arise with our current or future collaborators, they may act in their self-interest, which may be adverse to our best interest, and they may breach their obligations to us. In addition, we have limited control over the amount and timing of resources that our current collaborators or any future collaborators devote to our collaborators' or our future products. Disputes

## [Table of Contents](#)

between us and our collaborators may result in litigation or arbitration which would increase our expenses and divert the attention of our management. Further, these transactions and arrangements are contractual in nature and may be terminated or dissolved under the terms of the applicable agreements and, in such event, we may not continue to have rights to the products relating to such transaction or arrangement or may need to purchase such rights at a premium.

***Our business and growth strategy depend on the continued ability of TriNav to remain a preferred product among a community of established, board-certified physicians and other provider specialists and to expand such community. If we are unable to do so, our future growth would be limited and our business would be harmed.***

Our success is dependent upon the continued ability of TriNav to remain a preferred product among a community of independent, established, board-certified physicians and other provider specialists who choose to use TriNav in their medical practice. Fulfilling our clinical and customer service obligations requires a robust supply of physicians. If we are unable to attract and engage with board-certified physicians and other healthcare professionals to expand our community, it would harm our business and ability to grow and would adversely affect our results of operations. In any particular market, the hospitals that purchase TriNav for use by these providers could demand higher payments or take other actions that could result in higher costs or difficulty meeting regulatory or accreditation requirements. Our ability to develop and maintain satisfactory relationships with these providers, and to attract and engage with new providers, also may be negatively impacted by other factors not associated with us, such as changes in Medicare and/or Medicaid reimbursement levels and other pressures on healthcare providers and consolidation activity among hospitals, physician groups and healthcare providers. The failure to maintain or to secure new cost-effective contracts with the hospitals may result in a loss of or inability to grow our customer base, higher costs and/or healthcare provider community disruptions, any of which could harm our business.

***We generally do not have long-term contractual commitments from our customers, and our customers may choose not to enter into new agreements with us.***

We generally do not have long-term contractual commitments with our customers. Our TriNav customers can terminate many of our consignment agreements with or without cause, in some cases subject only to 30 days' prior notice in the case of termination without cause. Although a substantial majority of our revenue is typically generated from existing customers, our engagements with our customers are typically for orders that are singular in nature. Large consignment orders may involve multiple deliveries or stages, and a customer may choose not to replace inventory with TriNav devices or may cancel or delay additional planned orders.

Even if we successfully deliver on contracted orders and maintain close relationships with our customers, a number of factors outside of our control could cause the loss of or reduction in business or revenue from our existing customers. The loss or diminution in business from any of our major customers could have a material adverse effect on our business, financial condition, results of operations and prospects. The ability of our customers to terminate agreements exacerbates the uncertainty of our future revenue. We may not be able to replace any customer that elects to terminate or not renew its contract with us.

***We may be unable to effectively manage our growth or achieve anticipated growth.***

The success of our future operating activities will depend upon our ability to expand our support system to meet the demands of our growing business. We expect to experience significant growth in the number of our employees and the scope of our operations, particularly in the areas of sales and marketing, research, drug development and regulatory affairs. Due to our limited financial resources and our limited experience in managing such anticipated growth, we may not be able to effectively manage the expansion of our operations or recruit and train additional qualified personnel. We will be required to manage multiple relationships with various customers, clinical investigators, manufacturers and suppliers, consultants and other third parties. This expansion and these expanded relationships will require us to significantly improve or replace our existing managerial, operational and financial systems, procedures and controls; to improve the coordination between our various corporate functions; and to manage, train, motivate and maintain a growing employee base. The time and costs to effectuate these steps may significantly strain our management personnel, systems and resources, particularly given the limited amount of financial resources and skilled employees that may be available at the time. We may not be able to institute, in a timely manner or at all, the improvements to our managerial, operational and financial systems, procedures and controls necessary to support our anticipated increased

levels of operations and to coordinate our various corporate functions, or that we will be able to properly manage, train, motivate and retain our anticipated increased employee base. Any failure by our management to effectively anticipate, implement, and manage changes required to sustain our growth would have a material

## [Table of Contents](#)

adverse effect on our business, financial condition, and results of operations. We cannot assure you that we will be able to successfully operate acquired businesses, if any, become profitable in the future, or effectively manage any other change.

***We depend on our senior management team and the loss of one or more key employees or an inability to attract and retain highly skilled employees could adversely affect our business.***

Our future performance depends to a large extent on the continued services of members of our current management including, in particular, our Chief Executive Officer, Chief Medical Officer and Chief Financial Officer. If any of these key executive officers were to leave us, we would be forced to expend significant time and money in the pursuit of a replacement, which would result in both a delay in the implementation of our business plan and the diversion of limited working capital. The unique knowledge and expertise of these individuals would be difficult to replace. In the event that we lose the continued services of such key personnel for any reason, this could have a material adverse effect on our business, operations and prospects. In addition, we will be required over the longer-term to hire highly skilled managerial, scientific and administrative personnel to fully implement our business plan and growth strategies. Due to the specialized scientific nature of our business, we are highly dependent upon our ability to attract and retain qualified scientific, technical and managerial personnel. If we cannot attract and retain such personnel, we will be unable to develop our product candidates and achieve regulatory clearance for them, which would have a material adverse effect on our business, financial condition, and results of operations.

As of October 16, 2023, we had approximately 106 full-time employees. We expect to experience significant growth in the number of our employees and the scope of our operations, particularly in the areas of sales and marketing, research, drug development and regulatory affairs. Competition for skilled personnel in our industry is intense and may limit our ability to hire and retain highly qualified personnel on acceptable terms, in a timely manner or at all. In particular, we have experienced a very competitive hiring environment. Many of the other biotechnology and medical device companies that we compete against for qualified personnel have greater financial and other resources, different risk profiles and a longer history in the industry than we do. They also may provide more diverse opportunities and better chances for career advancement. Some of these characteristics may be more appealing to high-quality candidates than what we have to offer. To induce valuable employees to remain at our company, in addition to salary and cash incentives, we have provided equity incentive awards that vest over time. The value to employees of stock options or other equity awards that vest over time may be significantly affected by movements in our stock price that are beyond our control and may at any time be insufficient to counteract more lucrative offers from other companies. Despite our efforts to retain valuable employees, members of our management, scientific and development teams are at-will employees and may terminate their employment with us on short notice. We do not maintain “key man” insurance policies on the lives of these individuals or the lives of any of our other employees. Given the stage of our programs and our plans to expand operations, our success also depends on our ability to continue to attract, retain and motivate highly skilled junior, mid-level and senior personnel across the organization.

***Workforce shortages may continue to negatively impact our operations.***

Workforce shortages have resulted in staffing challenges experienced by us and by third parties that we utilize, including but not limited to manufacturing and testing organizations, CROs and clinical trial sites. If these challenges continue for any period of time, our anticipated timing of clinical trials and product development may be delayed and our product inventory may not meet demand.

***If we fail to promote, protect, and maintain our brand in a cost-effective manner, we may lose market share and our ability to commercialize our products and revenues will suffer.***

Our ability to further develop our business depends on our ability to build a strong and trusted brand. We are in the process of building our brand, and once achieved, we believe that developing, protecting, and maintaining awareness of our brand in a cost-effective manner will be critical to continuing to develop our business. Successful promotion of our brand will entail broadening our brand among physicians and hospitals and will depend largely on the effectiveness of our marketing efforts and the experience of physicians who use our products and product candidates in treating their patients. Our efforts to build our brand have involved significant expense, and we expect to increase our marketing spend in the near term. These brand promotion activities may not result in increased revenue and, even if they do, any

increases may not offset the expenses incurred. Additionally, the successful protection and maintenance of our brand will depend on our ability to obtain, maintain, protect and enforce trademark and other intellectual property protection for our brand. If we fail to successfully promote, protect and maintain our brand, or if we incur substantial expenses in an unsuccessful attempt to promote, protect and maintain our brand, we may be unable to broaden the use of our products



## [Table of Contents](#)

and product candidates among physicians and hospitals, which would have an adverse effect on our business, financial condition and results of operations.

***The medical device and drug development industries are characterized by rapid, continuous innovation, and if we cannot keep pace with rapid innovation in those industries, our products and product candidates will become less competitive and our ability to commercialize our products and revenues will suffer.***

The medical device and drug development industries are highly competitive and characterized by rapid and significant change. Because our research approach integrates many technologies, it may be difficult for us to stay abreast of the rapid changes in each technology. If we fail to stay at the forefront of technological change, we may be unable to compete effectively. Technological advances or products developed by our competitors may render our technologies or product candidates obsolete or less competitive. Many of our current and potential competitors have substantially greater financial, manufacturing, marketing and technical resources than we do. Larger competitors may have substantially larger sales and marketing operations than we have or plan to have and may have greater name recognition. This may allow those competitors to spend more time with potential customers and to focus on a larger number of potential customers, which would give them a significant advantage over the sales and marketing team we would use in making sales.

Larger competitors may also have broader product lines, which enable them to offer customers bundled purchase contracts and quantity discounts. These competitors may have more experience than we have in research and development, marketing, manufacturing, preclinical testing, conducting clinical studies, obtaining FDA and foreign regulatory approvals or certifications and marketing approved or certified products. Our competitors may discover technologies and techniques, or enter into partnerships and collaborations, to develop competing products that are more effective or less costly than our products or the products we may develop. There can be no assurance that other companies will not succeed in developing or marketing products that are more effective than our products or product candidates or that would render our products or product candidates obsolete or noncompetitive. Academic institutions, government agencies, and other public and private research organizations may seek patent protection regarding potentially competitive products or technologies and may establish exclusive collaborative or licensing relationships with our competitors. Our competitors may be better equipped than we are to respond to competitive pressures. Competition will likely intensify.

Additionally, many healthcare provider systems are consolidating to create new companies with greater market power, and we expect that to continue. As the healthcare provider systems consolidate, competition among suppliers to healthcare provider systems will become more intense. Healthcare provider systems may try to use their market power to negotiate price concessions or reductions for our products. If we reduce our prices because of consolidation in the healthcare industry, our revenue would decrease and our results of operations and financial condition would suffer.

***The manufacturing of our product candidates may require outsourced, custom manufacturing, and we may encounter difficulties in production, particularly with respect to formulation, process development or scaling up of our manufacturing capabilities. If our third-party manufacturers or suppliers encounter such difficulties, our ability to provide supply of product candidates for preclinical studies, clinical trials or products for patients, if approved, could be delayed or stopped, or we may be unable to maintain a commercially viable cost structure.***

In the course of developing our product candidates, we expect that various aspects of the development program, such as manufacturing methods, may be altered along the way to optimize processes and results. Such changes carry the risk that they will not achieve these intended objectives, and any of these changes could cause our product candidates to perform differently and affect the results of planned preclinical studies or future clinical trials.

If either we or any third-party we rely on for materials used in the production of our product candidates is adversely affected by ongoing supply chain constraints, we and our third-party manufacturers may be unable to timely manufacture product candidates for our clinical trials. Although we are working to develop commercially viable manufacturing processes, doing so is a difficult and uncertain task, and there are risks associated with scaling to the level required for advanced clinical trials or commercialization, including, among others, cost overruns, potential problems with process scale up or formulation, process reproducibility, stability issues, lot consistency and timely availability of reagents or raw materials.

Any of these challenges could delay completion of preclinical studies or clinical trials, require bridging studies or trials, or the repetition of one or more studies or trials, increase development costs, delay approval of our product candidates, impair

## [Table of Contents](#)

commercialization efforts, increase our cost of goods and have an adverse effect on our business, financial condition, results of operations and growth prospects.

***We currently rely on, and may in the future rely on, third-party contractors, including certain sole-source suppliers and manufacturers, to supply and manufacture preclinical, clinical and commercial drug supplies for SD-101 and any future product candidates.***

We do not currently have the internal infrastructure to supply or manufacture preclinical, clinical or commercial quantities of our drug candidate, SD-101. While we have a supply of SD-101 sufficient for our ongoing clinical trials, we do not currently have a supplier for SD-101. If we are not able to establish a reliable supplier for SD-101 before our supply is exhausted, our clinical trials may be delayed.

We may be unable to establish agreements and validate third-party manufacturers and suppliers or to do so on acceptable terms. Even if we are able to establish agreements with third-party manufacturers, reliance on third-party manufacturers and suppliers entails additional risks, including, but not limited to:

- reliance on the third party for sufficient quantity and quality;
- the possible breach of the manufacturing or supply agreement by the third party;
- failure to manufacture or supply SD-101 according to our specifications, schedule or at all;
- the possible mislabeling of clinical supplies, potentially resulting in the wrong dose amounts being supplied or active drug or comparator not being properly identified;
- misappropriation of our proprietary information, including our trade secrets and know-how;
- the possible termination or nonrenewal of the agreement by the third party at a time that is costly or inconvenient for us;
- the possibility of clinical supplies not being delivered to clinical sites on time, leading to clinical trial interruptions; and
- the reliance on the third party for regulatory compliance, quality assurance and safety reporting.

Thus, our current and anticipated future dependence upon others for the manufacture or supply of SD-101 or other product candidates and materials may adversely affect our development timeline, our future profit margins or our ability to commercialize SD-101 or any future product candidates that receive marketing approval on a timely and competitive basis.

We may rely on certain third parties as the sole source of the materials they supply or the finished products they manufacture. We may also have sole-source suppliers for one or more of our other product candidates. Some of the active pharmaceutical ingredients (“APIs”) and other substances and materials used in our product candidates are currently available only from one or a limited number of domestic or foreign suppliers and foreign manufacturers and certain of our finished product candidates are manufactured by one or a limited number of contract manufacturers.

In the event an existing supplier or manufacturer fails to supply or manufacture, as applicable, product or product candidate on a timely basis or in the requested amount, fails to meet regulatory requirements or our specifications, becomes unavailable through business interruption or financial insolvency or loses regulatory status as an approved source, or if we or our manufacturers are unable to renew current supply agreements when such agreements expire and we do not have a second supplier, we likely would incur added costs and delays in identifying or qualifying replacement suppliers, manufacturers and materials and there can be no assurance that replacements would be available to us on a timely basis, on acceptable terms or at all. In certain cases, we may be required to get regulatory approval to use alternative suppliers and manufacturers, and this process of approval could delay the production of our products or development of product candidates indefinitely. We and our manufacturers do not currently maintain inventory of these

APIs and other substances and materials. Any interruption in the supply of an API or other substance or material or in the manufacture of a finished product could have a material adverse effect on our business, financial condition, operating results and prospects.

## [Table of Contents](#)

Although we are ultimately responsible for ensuring compliance with regulatory requirements such as current Good Manufacturing Practices (“cGMPs”), we are dependent on our contract suppliers and manufacturers for day-to-day compliance with cGMPs for production. Facilities used by our contract suppliers and manufacturers to produce the APIs and other substances and materials or finished products for commercial sale must pass inspection and be approved by the FDA and other relevant regulatory authorities. Our contract suppliers and manufacturers must comply with cGMP requirements enforced by the FDA through its facilities inspection program and review of submitted technical information. If our contract suppliers or manufacturers fail to achieve and maintain compliance with applicable laws and regulatory requirements, our business could be adversely affected in a number of ways, and cause, among other things:

- an inability to initiate or continue clinical trials of our product candidates under development;
- delay in submitting regulatory applications, or receiving regulatory approvals, for our product candidates;
- third-party manufacturing facilities or our own facilities to be subjected to additional inspections by regulatory authorities;
- requirements to cease distribution or to recall batches of our product candidates;
- suspension of manufacturing of our products or product candidates;
- revocation of obtained approvals; and
- inability to meet commercial demands for our products or product candidates in the event of approval.

Further, if the safety of any product or product candidate or component is compromised due to a failure to adhere to applicable laws and regulatory requirements, or for other reasons, we may not be able to successfully commercialize or obtain regulatory approval for the affected product or product candidate, and we may be held liable for injuries sustained as a result. Any of these factors could cause a delay or termination of preclinical studies, clinical trials or regulatory submissions or approvals of our product candidates and could entail higher costs or result in us being unable to effectively commercialize our approved products on a timely basis, or at all.

We expect to continue to depend on third-party contract suppliers and manufacturers for the foreseeable future, but supply and manufacturing arrangements do not guarantee that a contract supplier or manufacturer will provide services adequate for our needs. We and our contract suppliers and manufacturers may attempt to improve production processes, certain aspects of which are complex and unique, and we may encounter difficulties with new or existing processes. While we attempt to build in certain contractual obligations on such third-party suppliers and manufacturers, we may not be able to ensure that such third parties comply with these obligations. Depending on the extent of any difficulties encountered, we could experience an interruption in clinical or commercial supply, with the result that the development, regulatory approval or commercialization of our products or product candidates may be delayed or interrupted.

### ***Our risk management processes and procedures may not be effective.***

While we have dedicated resources to develop risk management processes and procedures intended to identify, measure, monitor and control the types of risk we are subject to, including liquidity risk, strategic risk, operational risk, cybersecurity risk, healthcare regulatory compliance risk, product liability risk, and reputational risk, those procedures may not be effective.

Risk is inherent in our business, and therefore, despite our efforts to manage risk, there can be no assurance that we will not sustain unexpected losses. We could incur substantial losses and our business operations could be disrupted to the extent our business model, operational processes, control functions, technological capabilities, risk analyses, and business/product knowledge do not adequately identify and manage potential risks associated with our business operations and strategic initiatives. There also may be risks that exist, or that develop in the future, that we have not appropriately anticipated, identified or mitigated, including when processes are changed or new products are introduced. If our risk management framework does not effectively identify and control our risks, we could suffer unexpected losses

or be adversely affected, which could have a material adverse effect on our business, financial condition, and results of operations.

## [Table of Contents](#)

***If our information technology systems or data, or those of third parties upon which we rely, are or were compromised, we could experience adverse consequences resulting from such compromise, including but not limited to regulatory investigations or actions; litigation; fines and penalties; disruptions of our business operations; reputational harm; loss of revenue or profits; and other adverse consequences.***

In the ordinary course of our business, we and the third parties upon which we rely may process sensitive data, and, as a result, we and the third parties upon which we rely face a variety of evolving threats, including but not limited to ransomware attacks, which could cause security incidents. Cyber-attacks, malicious internet-based activity, online and offline fraud, and other similar activities threaten the confidentiality, integrity, and availability of our sensitive data and information technology systems, and those of the third parties upon which we rely. Such threats are prevalent and continue to rise, are increasingly difficult to detect, and come from a variety of sources, including traditional computer “hackers,” threat actors, “hacktivists,” organized criminal threat actors, personnel (such as through theft or misuse), sophisticated nation states, and nation-state-supported actors.

Some actors now engage and are expected to continue to engage in cyber-attacks, including without limitation nation-state actors for geopolitical reasons and in conjunction with military conflicts and defense activities. During times of war and other major conflicts, we and the third parties upon which we rely may be vulnerable to a heightened risk of these attacks, including retaliatory cyber-attacks, which could materially disrupt our systems and operations, supply chain, and ability to produce, sell and distribute our services.

We and the third parties upon which we rely may be subject to a variety of evolving threats, including but not limited to social-engineering attacks (including through phishing attacks), malicious code (such as viruses and worms), malware (including as a result of advanced persistent threat intrusions), denial-of-service attacks (such as credential stuffing), credential harvesting, personnel misconduct or error, ransomware attacks, supply-chain attacks, software bugs, server malfunctions, software or hardware failures, loss of data or other information technology assets, adware, telecommunications and electrical failures, earthquakes, fires, floods, and other similar threats.

In particular, severe ransomware attacks are becoming increasingly prevalent and can lead to significant interruptions in our operations, loss of sensitive data and income, reputational harm, and diversion of funds. Extortion payments may alleviate the negative impact of a ransomware attack, but we may be unwilling or unable to make such payments due to, for example, applicable laws or regulations prohibiting such payments.

Remote work has become more common and has increased risks to our information technology systems and data, as more of our employees utilize network connections, computers, and devices outside our premises or network, including working at home, while in transit and in public locations. Additionally, future or past business transactions (such as acquisitions or integrations) could expose us to additional cybersecurity risks and vulnerabilities, as our systems could be negatively affected by vulnerabilities present in acquired or integrated entities’ systems and technologies.

In addition, our reliance on third-party service providers could introduce new cybersecurity risks and vulnerabilities, including supply-chain attacks and other threats to our business operations. We may rely on third-party service providers and technologies to operate critical business systems to process sensitive data in a variety of contexts, including, without limitation, cloud-based infrastructure, data center facilities, encryption and authentication technology, employee email, and other functions. We may also rely on third-party service providers to provide other products, services, parts, or otherwise to operate our business, including clinical trial sites and investigators, contractors, manufacturers, suppliers, and consultants. Our ability to monitor these third parties’ information security practices is limited, and these third parties may not have adequate information security measures in place. If our third-party service providers experience a security incident or other interruption, we could experience adverse consequences. While we may be entitled to damages if our third-party service providers fail to satisfy their privacy or security-related obligations to us, any award may be insufficient to cover our damages, or we may be unable to recover such award. In addition, supply-chain attacks have increased in frequency and severity, and we cannot guarantee that third parties’ infrastructure in our supply chain or our third-party partners’ supply chains have not been compromised.

Any of the previously identified or similar threats could cause a security incident or other interruption that could result in unauthorized, unlawful, or accidental acquisition, modification, destruction, loss, alteration, encryption,

disclosure of, or access to our sensitive data or our information technology systems, or those of the third parties upon whom we rely. A security incident or other interruption could disrupt our ability (and that of third parties upon whom we rely) to provide our services.



## [Table of Contents](#)

We may expend significant resources or modify our business activities (including our clinical trial activities) to try to protect against security incidents. Additionally, certain data privacy and security obligations may require us to implement and maintain specific security measures or industry-standard or reasonable security measures to protect our information technology systems and sensitive data.

There can be no assurance that the information security measures we have adopted will be effective. We may be unable in the future to detect vulnerabilities in our information technology systems because such threats and techniques change frequently, are often sophisticated in nature, and may not be detected until after a security incident has occurred. Further, we may experience delays in developing and deploying remedial measures designed to address any such identified vulnerabilities.

Applicable data privacy and security obligations may require us to notify relevant stakeholders of security incidents. Such disclosures are costly, and the disclosure or the failure to comply with such requirements could lead to adverse consequences.

If we (or a third party upon whom we rely) experience a security incident or are perceived to have experienced a security incident, we may experience adverse consequences, including government enforcement actions (for example, investigations, fines, penalties, audits, and inspections); additional reporting requirements and/or oversight; restrictions on processing sensitive data (including personal data); litigation (including class claims); indemnification obligations; negative publicity; reputational harm (including but not limited to damage to our patient, partner, or employee relationships); monetary fund diversions; interruptions in our operations (including availability of data and interruptions to our clinical trial operations); financial loss; delay in the development and commercialization of our products and product candidates; and other similar harms. Security incidents and attendant consequences may cause customers to stop using our services, deter new customers from using our services, and negatively impact our ability to grow and operate our business.

Our contracts may not contain limitations of liability, and even where they do, there can be no assurance that limitations of liability in our contracts are sufficient to protect us from liabilities, damages, or claims related to our data privacy and security obligations. We cannot be sure that our insurance coverage will be adequate or sufficient to protect us from or to mitigate liabilities arising out of our privacy and security practices, that such coverage will continue to be available on commercially reasonable terms or at all, or that such coverage will pay future claims.

***Natural or man-made disasters and other similar events may significantly disrupt our business, and negatively impact our business, financial condition and results of operations.***

Our ability to make, move and sell products in coordination with our suppliers, manufacturers and business partners is critical to our success. Damage or disruption to our collective supply, manufacturing or distribution capabilities resulting from weather, any potential effects of climate change, natural disasters, pandemics or other outbreaks of contagious diseases, fire, explosion, cyber-attacks, terrorism, strikes, repairs or enhancements at facilities manufacturing or delivering TriNav or other reasons could impair our ability to manufacture, sell or timely deliver TriNav to customers and patients. Further, such damage or disruption to the supply, manufacturing, or trial sites of SD-101 could impair our ability to complete our clinical trials on a timely basis, if at all.

We rely on a limited number of third-party suppliers and manufacturers. Adverse events affecting such suppliers or manufacturers may limit our ability to obtain the materials they supply or manufacture for us, or alternatives at competitive prices, or at all. Competitors can be affected differently by weather conditions and natural disasters depending on the location of their suppliers and operations. Failure to take adequate steps to reduce the likelihood or mitigate the potential impact of such events, or to effectively manage such events if they occur, particularly when materials are sourced from a single location or supplier or produced by a single manufacturer, could adversely affect our business, financial condition, results of operations and/or require additional resources to restore our supply chain or manufacturing capabilities, as applicable.

***Any acquisitions, strategic investments, entries into new businesses, joint ventures, divestitures, and other transactions could fail to achieve strategic objectives, disrupt our ongoing operations, result in operating difficulties, liabilities and expenses, harm our business, or negatively impact our results of operations.***

We may evaluate and consider strategic transactions, combinations, acquisitions, dispositions, joint ventures or similar transactions. These transactions could be material to our financial condition and results of operations if consummated. If we are able to identify an appropriate business opportunity, we may not be successful in negotiating favorable terms and/or consummating the

## [Table of Contents](#)

transaction and, even if we do consummate such a transaction, we may be unable to obtain the benefits or avoid the difficulties and risks of such transaction. Any strategic transaction, combination, acquisition, disposition, joint venture or similar transaction will involve risks encountered in business relationships, including:

- difficulties in assimilating and integrating the operations, personnel, systems, data, technologies, products and services of the acquired business;
- inability of the acquired technologies, products or businesses to achieve expected levels of revenue, profitability, productivity or other benefits;
- difficulties in retaining, training, motivating and integrating key personnel;
- diversion of management's time and resources from our normal daily operations;
- difficulties in successfully incorporating licensed or acquired technology and rights into our operations;
- difficulties in maintaining uniform standards, controls, procedures, and policies within the combined organizations;
- difficulties in retaining relationships with customers, employees, and suppliers of the acquired business;
- risks of entering markets in which we have no or limited prior experience;
- regulatory risks, including remaining in good standing with existing regulatory bodies or receiving any necessary pre-closing or post-closing approvals, as well as being subject to new regulators with oversight over an acquired business;
- assumption of contractual obligations that contain terms that are not beneficial to us, require us to license or waive intellectual property rights, or increase our liability;
- failure to successfully further develop any acquired product candidates or technology;
- liability for activities of the acquired or disposed of business before the acquisition or disposition, including patent and trademark infringement claims, violations of laws, regulatory actions, commercial disputes, tax liabilities, assumed debt and other known and unknown liabilities;
- difficulty in separating assets and replacing shared services;
- potential disruptions to our ongoing businesses; and
- unexpected costs and unknown risks and liabilities associated with the specific transaction.

We may not make any strategic transactions, combinations, acquisitions, dispositions, joint ventures or similar transactions, or any future transactions, combinations, acquisitions, dispositions, joint ventures or similar transactions may not be successful, may not benefit our business strategy, may not generate sufficient revenue to offset the associated costs, or may not otherwise result in the intended benefits.

It may take us longer than expected to fully realize the anticipated benefits and synergies of these transactions, including the Business Combination, and those benefits and synergies may ultimately be smaller than anticipated or may not be realized at all, which could adversely affect our business and operating results.

Any strategic transactions, combinations, acquisitions, dispositions, joint ventures or similar transactions may also require us to issue additional equity securities, spend our cash, or incur debt (and increase our interest expense), liabilities, and amortization expenses related to intangible assets or write-offs of goodwill, which could adversely affect

our results of operations and the interests of holders of our indebtedness and dilute the economic and voting rights of our stockholders.

## [Table of Contents](#)

In addition, we cannot assure you that any future acquisition of new businesses, products, product candidates or technologies will lead to the successful integration of any products, product candidates or technologies acquired with our existing operations or the successful development of new or enhanced products or that any new or enhanced products, if developed, will achieve market acceptance or prove to be profitable. Further, we may also choose to divest certain businesses or product lines that no longer fit with our strategic objectives. If we decide to sell assets or a business, we may have difficulty obtaining terms acceptable to us in a timely manner, or at all. Additionally, the terms of such potential transactions may expose us to ongoing obligations and liabilities.

### **Risks Related to Our Legal and Regulatory Environment**

***We are subject to numerous complex regulatory requirements, and failure to comply with these regulations, or the cost of compliance with these regulations, may harm our business.***

The research, pre-clinical testing, clinical trials, manufacturing, marketing and distribution of medical devices, human drugs and biologics and combination products are subject to regulation by numerous governmental authorities in the United States and other jurisdictions, if we desire to export the resulting products to such other jurisdictions. These regulations govern or affect the testing, manufacture, safety, effectiveness, labeling, storage, record-keeping, approval or clearance, distribution, advertising and promotion of product candidates, as well as safe working conditions. In some cases, the FDA requirements have increased the amount of time and resources necessary to develop new products and bring them to market in the United States. The FDA and foreign regulatory authorities have substantial discretion to require additional testing, to delay or withhold registration and marketing approval or clearance and to otherwise preclude distribution and sale of a product. In addition, regulatory approval or clearance could impose limitations on the indicated or intended uses for which product candidates may be marketed, and impose post-approval requirements. Our failure to obtain approval or clearance, significant delays in the approval or clearance process, or our failure to maintain approval or clearance in any jurisdiction will prevent us from selling any applicable products in that jurisdiction. We would not be able to realize revenues for those new products in any jurisdiction where we do not have approval or clearance.

Even after a product candidate has been approved, the FDA and comparable governmental authorities subject such product to continuing review and regulatory requirements including, for example, the reporting of safety issues or adverse events associated with use of an approved drug or cleared or approved device. These authorities may, in certain circumstances, require us to conduct and report the results of certain clinical studies or trials and to commit to voluntarily conducting additional clinical trials. Developments following regulatory approval or clearance may adversely affect sales of our products.

Failure to comply with, or changes to applicable regulatory requirements may result in a variety of consequences, including the following:

- restrictions on our products or the manufacturing processes of such products;
- warning letters, untitled letters and cyber letters;
- withdrawal of a product from the market;
- voluntary or mandatory recall of a product;
- fines;
- suspension or withdrawal of regulatory approvals or clearances for a product;
- suspension of any ongoing clinical trials;
- refusal to permit the import or export of our products;
- refusal to approve pending applications or supplements to approved applications that we submit;



## [Table of Contents](#)

- requiring us to conduct additional clinical trials, change our product labeling or submit additional applications for marketing authorization;
- denial of permission to file an application or supplement in a jurisdiction;
- debarment, exclusion from participation in federal healthcare programs, exclusion or debarment from government contracting, consent decrees, or corporate integrity agreements;
- seizure or detention of products; and
- injunctions or the imposition of civil or criminal penalties against us.

More stringent oversight by the FDA and other agencies in recent years has resulted in increased enforcement activity, which increases our compliance risk.

To the extent that we or our partners do not perform particular regulated functions themselves but contract out to third parties, including contract manufacturers, contract research organizations, clinical trial sites, and laboratories, we or our partners may be held responsible for such third parties' failure to follow the applicable regulatory requirements.

***The complexity of a combination product that includes a drug and a medical device presents additional, unique development and regulatory challenges, which may adversely impact our development plans and our ability to obtain regulatory approval or clearance of our product candidates.***

We may decide to pursue marketing authorization for a combination product comprised of drug candidates and medical devices. A combination product includes, among other possibilities, a combination of a drug and device intended to be used together, according to their proposed labeling where both are required to achieve the intended use, indication or effect.

Developing and obtaining regulatory approval or clearance for combination products pose unique challenges because they involve components that are regulated by the FDA pursuant to different regulatory frameworks and by different FDA centers. As a result, such products raise regulatory, policy and review management challenges. For example, because divisions from both FDA's Center for Drug Evaluation and Research and FDA's Center for Devices and Radiological Health must review submissions concerning product candidates that are combination products comprised of drug and devices, the regulatory review and approval or clearance process for these products may be lengthened. In addition, differences in regulatory pathways for each component of a combination product can impact the regulatory processes for all aspects of product development and management, including clinical investigation, marketing applications, manufacturing and quality control, adverse event reporting, promotion and advertising, user fees and post-approval modifications. Similarly, the device components of our product candidates will require any necessary approvals or clearances or other marketing authorizations or certifications in other jurisdictions, which may prove challenging to obtain.

***We intend to use the FDA's expedited drug development programs for SD-101 but may not be able to achieve expedited development or approval for this product candidate.***

The FDA has established various expedited drug development programs to facilitate more rapid and efficient development, review and approval of certain types of drugs. Such programs include fast track designation, breakthrough therapy designation, accelerated approval, and priority review. We intend to use one or more expedited drug development programs for SD-101. The FDA has broad discretion on whether or not to admit a drug candidate for these programs, so even if we believe a particular product candidate is eligible for an expedited drug development program, we cannot assure you that the FDA would agree. Even if any of our product candidates is admitted to any of the expedited drug development programs, we may not experience a faster development process, review or approval compared to conventional FDA approval timelines, and the FDA may still decline to approve such product candidates.

Fast track designation is designed to facilitate the development and expedite the review of therapies for serious conditions that fill an unmet medical need. Programs with fast track designation may benefit from early and frequent

communications with the FDA, potential priority review and the ability to submit a rolling application for regulatory review. If any of our product candidates receive



## [Table of Contents](#)

fast track designation but do not continue to meet the criteria for fast track designation, or if our clinical trials are delayed, suspended or terminated, or put on clinical hold due to unexpected adverse events or issues with clinical supply or due to other issues, we will not receive the benefits associated with the fast track program. Fast track designation alone does not guarantee qualification for the FDA's priority review procedures.

FDA may award breakthrough therapy designation to a drug or biologic that is intended, alone or in combination with one or more other drugs or biologics, to treat a serious or life-threatening disease or condition, and preliminary clinical evidence indicates that the drug or biologic may demonstrate substantial improvement over existing therapies on one or more clinically significant endpoints. For product candidates that have been designated as breakthrough therapies, interaction and communication between the FDA and the sponsor of the trial can help to identify the most efficient path for clinical development while minimizing the number of patients placed in ineffective control regimens. Designation as a breakthrough therapy is within the discretion of the FDA. Even if one or more of our product candidates qualify as breakthrough therapies pursuant to FDA standards, the FDA may later decide that the product no longer meets the conditions for qualification. Thus, even though we may seek breakthrough therapy designation for one or more of our current or future product candidates, there can be no assurance that we will receive breakthrough therapy designation.

If any of our programs or product candidates receive fast track or breakthrough therapy designation by the FDA or similar designations by other regulatory authorities, there is no assurance that we will receive any benefits from such programs or that we will continue to meet the criteria to maintain such designation. Even if we obtain such designations, we may not experience a faster development process, review or approval compared to conventional FDA procedures. A fast track or breakthrough therapy designation does not ensure that a product candidate will receive marketing approval or that approval will be granted within any particular time frame. In addition, the FDA may withdraw any such designation if it believes that the designation is no longer supported by data from our clinical development program upon a variety of factors, including the type, complexity and novelty of the product candidates involved. Changes in marketing approval policies during the development period, changes in or the enactment of additional statutes or regulations, or changes in regulatory review for each submitted product application, may cause delays in the approval or rejection of an application. The FDA and comparable authorities in other countries have substantial discretion in the approval process and may refuse to accept any application or may decide that our data is insufficient for approval and require additional preclinical, clinical or other studies. In addition, varying interpretations of the data obtained from preclinical and clinical testing could delay, limit or prevent marketing approval of SD-101 or any future product candidates. Any marketing approval we or our collaborators ultimately obtain may be limited or subject to restrictions or post-approval commitments that render the approved product not commercially viable.

***Even if we receive orphan drug designation for any of our product candidates, we may be unable to maintain the benefits associated with such designation, including the potential for market exclusivity.***

Regulatory authorities in some jurisdictions, including the United States and the EU, may also designate drugs for relatively small patient populations as orphan drugs. Under the Orphan Drug Act, the FDA may designate a product candidate as an orphan drug if it is a drug intended to treat a rare condition, which is generally defined as a patient population of fewer than 200,000 individuals annually in the United States, or a patient population greater than 200,000 in the United States where there is no reasonable expectation that the cost of developing the drug will be recovered from sales in the United States. In the EU, the EMA's Committee for Orphan Medicinal Products evaluates orphan drug designation to promote the development of products that are intended for the diagnosis, prevention or treatment of a life-threatening or chronically debilitating condition affecting not more than five in 10,000 persons in the EU. In the United States, orphan drug designation entitles a party to financial incentives such as opportunities for grant funding towards clinical trial costs, tax advantages and user-fee waivers, and it may entitle the therapeutic to exclusivity. Regulatory authorities may not grant our requests for orphan designation or may require submission of additional data before making such determination.

Even if we receive orphan drug designation for any of our product candidates, there is no guarantee that it will obtain approval or orphan drug exclusivity for such product candidates. Even if we obtain orphan drug exclusivity for any of our product candidates, that exclusivity may not effectively protect the product candidates from competition because different therapies can be approved for the same condition and the same therapy could be approved for different conditions. Even after an orphan drug is approved, the FDA can subsequently approve a different drug for the same

condition if the FDA concludes that the later drug is clinically superior in that it is shown to be safer, more effective or makes a major contribution to patient care. In addition, a designated orphan drug may not receive orphan drug exclusivity if it is approved for a use that is broader than the disease for which it received orphan designation. On January 24, 2023, the FDA announced its intention to apply its existing regulations and long-standing approach to grant orphan drug exclusivity based on the indications for which the drug is approved rather than granting the exclusivity for the entire rare disease or condition that was the subject of the orphan drug designation, in response to the U.S. Court of Appeals for the Eleventh Circuit's

## [Table of Contents](#)

September 30, 2021, decision in *Catalyst Pharms., Inc. v. Becerra*. Moreover, orphan drug exclusive marketing rights in the United States may be lost if the FDA later determines that the request for designation was materially defective or if the manufacturer is unable to assure sufficient quantity of the drug to meet the needs of patients with the rare disease or condition. Orphan drug designation neither shortens the development time or regulatory review time of a drug nor gives the drug any advantage in the regulatory review or approval process.

Further, under the Inflation Reduction Act of 2022 (“IRA”), orphan drugs are exempted from the Medicare drug price negotiation program, but only if they have one orphan designation and for which the only approved indication is for that disease or condition. If a product receives multiple rare disease designations or has multiple approved indications, it may not qualify for the orphan drug exemption. The implementation of the IRA is currently subject to ongoing litigation challenging the constitutionality of the IRA’s Medicare drug price negotiation program. The effects of the IRA on our business and the healthcare industry in general is not yet known.

***Disruptions at the FDA, SEC and other government agencies (e.g., CMS) caused by funding shortages or global health concerns could hinder our ability to hire and retain key leadership and other personnel, prevent new products and services from being developed or commercialized in a timely manner or otherwise prevent those agencies from performing normal business functions on which the operation of our business may rely, which could negatively impact our business.***

The ability of the FDA to review and approve new products can be affected by a variety of factors, including government budget and funding levels, ability to hire and retain key personnel and accept the payment of user fees, and statutory, regulatory, and policy changes. Average review times at the agency have fluctuated in recent years as a result. In addition, government funding of the SEC and other government agencies on which our operations may rely, including those that fund research and development activities, is subject to the political process, which is inherently fluid and unpredictable.

Disruptions at the FDA and other agencies may also slow the time necessary for new medical devices, drugs or biologics to be reviewed and/or approved by necessary government agencies, which would adversely affect our business. For example, over the last several years, the United States government has shut down several times, certain regulatory agencies, such as the FDA and the SEC, have had to furlough critical FDA, SEC and other government employees and stop critical activities. If a prolonged government shutdown occurs, it could significantly impact the ability of the FDA to timely review and process our regulatory submissions, which could have a material adverse effect on our business.

Separately, in response to the COVID-19 pandemic, the FDA had to postpone inspections of foreign and domestic manufacturing facilities and products. While such inspections have resumed, the FDA may use remote interactive evaluations where in-person inspections are not feasible or may defer action due to factors including travel restrictions. Regulatory authorities outside the United States have adopted similar restrictions or other policy measures and may experience delays in their regulatory activities. If a prolonged government shutdown occurs, or if global health concerns prevent the FDA or other regulatory authorities from conducting business as usual or conducting inspections, reviews or other regulatory activities, it could significantly impact the ability of the FDA to timely review and process our regulatory submissions, which could have a material adverse effect on our business.

Accordingly, if we or any future collaborators experience delays in obtaining approval or clearance or if we or they fail to obtain approval or clearance of SD-101 or any future product candidates, the commercial prospects for these product candidates may be harmed, and our ability to generate revenues will be materially impaired.

***Even if we complete the necessary preclinical studies and clinical trials, the regulatory approval or clearance process is expensive, time-consuming and uncertain and may prevent us from obtaining approvals or clearances for the commercialization of SD-101 or any future product candidates. If we or any future collaborators are not able to obtain, or if there are delays in obtaining, required regulatory approvals or clearances, we or they will not be able to commercialize SD-101, and our ability to generate revenue will be materially impaired.***

The activities associated with SD-101 or other product candidates’ development and commercialization, including testing, manufacturing, safety, efficacy, record keeping, labeling, storage, approval or clearance, advertising, promotion,

sale and distribution, export and import, are subject to comprehensive regulation by the FDA and other regulatory agencies in the United States. Additionally, in order to commercialize, develop, market and sell our products in the European Union, Canada, the United Kingdom, China or other countries and many other jurisdictions, we or our third-party collaborators must obtain separate marketing approvals or

## [Table of Contents](#)

clearances and comply with numerous and varying regulatory requirements for comparable regulatory authorities in these other countries.

Failure to obtain marketing approval or clearance for SD-101 or any future product candidates will prevent us from commercializing them. We have not received approval to market SD-101 from regulatory authorities in any jurisdiction. We have limited experience in the designing of clinical trials, in obtaining authorization and in conducting clinical trials in various countries and expect to rely on third-party CROs to assist us in this process. Securing marketing approval or clearance requires the submission of extensive preclinical and clinical data and supporting information, including manufacturing information, to the various regulatory authorities for each therapeutic indication to establish the product candidate's safety and efficacy.

SD-101 or any future product candidates may not be effective, may be only moderately effective or may prove to have undesirable or unintended side effects, toxicities or other characteristics that may preclude us from obtaining marketing approval or clearance or prevent or limit commercial use. The success of our product candidates will depend on several additional factors, including:

- successful completion of preclinical studies;
- successful initiation of, patient enrollment in, and completion of clinical trials that demonstrate their safety and efficacy;
- receiving marketing approvals or clearances from applicable regulatory authorities;
- obtaining, maintaining, protecting and enforcing patent, trade secret and other intellectual property rights and regulatory exclusivity for our product candidates;
- completing any post-marketing studies required by applicable regulatory authorities;
- making and maintaining arrangements with third-party manufacturers, or establishing manufacturing capabilities, for both clinical and commercial supplies of our product candidates;
- establishing sales, marketing and distribution capabilities and successfully launching commercial sales of our products, if and when approved, whether alone or in collaboration with others;
- the prevalence and severity of adverse events experienced with our product candidates;
- acceptance of our product candidates by patients, the medical community and third-party payors;
- a continued acceptable safety profile following approval or clearance;
- obtaining and maintaining healthcare coverage and adequate reimbursement for our product candidates;
- competing effectively with other cancer therapies, including with respect to the sales and marketing of our product candidates, if approved;
- obtaining licenses to any third-party intellectual property we deem necessary or desirable; and
- obtaining any necessary third-party agreements to register SD-101 as part of a combination therapy.

Many of these factors are beyond our control, including the time needed to adequately complete preclinical studies, clinical testing and the regulatory submission process, our ability to obtain and protect intellectual property rights and changes in the competitive landscape. It is possible that none of our product candidates will ever obtain regulatory approval or clearance, even if we expend substantial time and resources seeking such approval or clearance. In addition, in many countries outside the United States, a product must be approved for reimbursement before the product can be

approved for sale in that country. We or any future third-party collaborators may not obtain approvals or clearances from regulatory authorities outside the United States on a timely basis, if at all.

## [Table of Contents](#)

Approvals or clearances by the FDA does not ensure approval or clearance by regulatory authorities in other countries or jurisdictions, and approval or clearance by one regulatory authority outside the United States does not ensure approval or clearance by regulatory authorities in other countries or jurisdictions or by the FDA. If we do not achieve one or more of these factors in a timely manner or at all, we could experience significant delays or an inability to successfully complete clinical trials, obtain regulatory approval or clearance or, if approved, commercialize our product candidates, which would materially harm our business, financial condition, results of operations and prospects.

### ***We may in the future develop product candidates in combination with other therapies and that may expose us to additional risks.***

We may develop future product candidates for use in combination with one or more currently approved therapies. Even if any product candidate we develop was to receive marketing approval or be commercialized for use in combination with other existing therapies, we would continue to be subject to the risks that the FDA or similar foreign regulatory authorities could revoke approval of the therapy used in combination with our product candidate or that safety, efficacy, manufacturing or supply issues could arise with these existing therapies. Combination therapies are commonly used for the treatment of cancer, and we would be subject to similar risks if we develop any of our product candidates for use in combination with other drugs or for indications other than cancer. This could result in our products being removed from the market or being less successful commercially.

We may also evaluate our product candidates in combination with one or more other therapies that have not yet been approved for marketing by the FDA or similar foreign regulatory authorities. We will not be able to market and sell our product candidates we develop in combination with any such unapproved therapies that do not ultimately obtain marketing approval.

If the FDA or similar foreign regulatory authorities do not approve or revoke the approval of these other drugs, or if safety, efficacy, manufacturing or supply issues arise with the drugs that we choose to evaluate in combination with our product candidates, we may be unable to obtain approval of or market our product candidates.

### ***Even if we obtain regulatory approval or clearance for SD-101 or any future product candidates, such product candidates will remain subject to ongoing regulatory oversight.***

Even if we obtain regulatory approval or clearance for any of our product candidates, they will be subject to extensive and ongoing regulatory requirements for manufacturing processes, labeling, packaging, distribution, adverse event reporting, storage, advertising, promotion, sampling and record-keeping. These requirements include submissions of safety and other post-marketing information and reports, registration, as well as continued compliance with cGMP regulations and GCPs, for any clinical trials that we conduct post-approval, all of which may result in significant expense and limit our ability to commercialize such products. In addition, any regulatory approvals or clearances that we receive for our product candidates may also be subject to limitations on the approved indicated uses for which the product candidate may be marketed or to the conditions of approval or clearance, or contain requirements for potentially costly post-marketing testing, including Phase 4 clinical trials, that may require surveillance requirements regarding monitoring the safety and efficacy of the product candidate. In particular, a product may not be promoted for uses that are not approved by the FDA or such other regulatory agencies as reflected in the product's approved labeling. If we receive marketing approval or clearance for any future product candidates we may develop, physicians may nevertheless prescribe it to their patients in a manner that is inconsistent with the approved label. However, if we are found to have promoted such off-label uses, we may become subject to significant liability. The FDA may also require a Risk Evaluation and Mitigation Strategies (“REMS”) as a condition of approval of our product candidates, which could include requirements for a medication guide, physician communication plans or additional elements to ensure safe use, such as restricted distribution methods, patient registries and other risk minimization tools.

The FDA's and other regulatory authorities' policies may change, and additional government regulations may be enacted that could prevent, limit or delay regulatory approval or clearance of our product candidates. We cannot predict the likelihood, nature or extent of government regulation that may arise from future legislation or administrative action, either in the United States or abroad. If we are slow or unable to adapt to changes in existing requirements or the adoption of new requirements or policies, or if we are not able to maintain regulatory compliance, we may lose any marketing approval or clearance that we may have obtained and we may not achieve or sustain profitability. Moreover,

if there are changes in the application of legislation or regulatory policies, or if problems are discovered with a product or our manufacture of a product, or if we or one of our distributors, licensees or co-marketers fails to comply with regulatory requirements, the regulators could take various actions. These include:

- issuing warning or untitled letters;



## [Table of Contents](#)

- seeking an injunction or imposing civil or criminal penalties or monetary fines;
- suspension or imposition of restrictions on operations, including product manufacturing;
- seizure or detention of products, refusal to permit the import or export of products or request that we initiate a product recall;
- suspension or withdrawal of our marketing authorizations;
- suspension of any ongoing clinical trials;
- refusal to approve pending applications or supplements to applications submitted by us; or
- requiring us to conduct additional clinical trials, change our product labeling or submit additional applications for marketing authorization.

If any of these events occurs, our ability to sell such product may be impaired, and we may incur substantial additional expense to comply with regulatory requirements, which could harm our business, financial condition, results of operations and prospects.

In particular for TriNav and the pancreatic retrograde venous infusion (“**PRVI**”) device and any future medical device product candidate, we and our third-party suppliers are required to comply with the FDA’s Quality System Regulation (“**QSR**”). These FDA regulations cover the methods and documentation of the design, testing, production, control, quality assurance, labeling, packaging, sterilization, storage and shipping of our products. Compliance with applicable regulatory requirements is subject to continual review and is monitored rigorously through periodic inspections by the FDA. If we or our manufacturers fail to adhere to QSR requirements in the United States, this could delay production of our products and lead to fines, difficulties in obtaining regulatory clearances, recalls, enforcement actions, including injunctive relief or consent decrees, or other consequences, which could, in turn, have a material adverse effect on our financial condition or results of operations.

In addition, the FDA assesses compliance with the QSR through periodic announced and unannounced inspections of manufacturing and other facilities. The failure by us or one of our suppliers to comply with applicable statutes and regulations administered by the FDA, or the failure to timely and adequately respond to any adverse inspectional observations or product safety issues, could result in any of the enforcement actions listed above. Any of these sanctions could have a material adverse effect on our reputation, business, results of operations and financial condition. Furthermore, our key component suppliers may not currently be or may not continue to be in compliance with all applicable regulatory requirements, which could result in our failure to produce our products on a timely basis and in the required quantities, if at all.

***If any of our product candidates receives marketing approval or clearance and we or others later discover that the product is less effective than previously believed or causes undesirable side effects that were not previously identified, our ability to market the product could be compromised.***

Clinical trials of our product candidates are conducted in carefully defined subsets of patients who have agreed to enter into clinical trials. Consequently, it is possible that our clinical trials may indicate an apparent positive effect of a product candidate that is greater than the actual positive effect, if any, or alternatively fail to identify undesirable side effects. If one or more of our product candidates receives regulatory approval or clearance, and we or others later discover that such product candidates are less effective than previously believed, or cause undesirable side effects, a number of potentially significant negative consequences could result, including:

- withdrawal or limitation by regulatory authorities of approvals or clearances of such product;
- seizure of the product by regulatory authorities;
- recall of the product;

- restrictions on the marketing of the product or the manufacturing process for any component thereof;

## [Table of Contents](#)

- requirement by regulatory authorities of additional warnings on the label, such as a “black box” warning or contraindication;
- requirements that we implement a REMS or create a medication guide outlining the risks of such side effects for distribution to patients;
- commitment to expensive additional safety studies prior to approval or clearance or post-marketing studies required by regulatory authorities of such product;
- adverse impact on the product’s competitiveness;
- initiation of regulatory investigations and government enforcement actions;
- initiation of legal action against us to hold us liable for harm caused to patients; and
- harm to our reputation and resulting harm to physician or patient acceptance of our products.

Any of these events could prevent us from achieving or maintaining market acceptance of the particular product candidate, if approved, and could harm our business, financial condition, results of operations and prospects.

***Healthcare reform and other governmental and private payor initiatives may have an adverse effect upon, and could prevent, the commercial success of our products or product candidates.***

In the U.S. and in certain foreign jurisdictions, there have been a number of legislative and regulatory changes to the healthcare system that could impact our ability to sell our products profitably, such as the Patient Protection and Affordable Care Act, as amended by the Health Care and Education Affordability Reconciliation Act of 2010, or collectively the Affordable Care Act (“ACA”).

Since its enactment, there have been numerous judicial, administrative, executive, and legislative challenges to certain aspects of the ACA, and we expect that there will be additional challenges and amendments to the ACA in the future. For example, the former Trump administration issued various Executive Orders which eliminated cost-sharing subsidies and various provisions that would impose a fiscal burden on states or a cost, fee, tax, penalty or regulatory burden on individuals, healthcare providers, health insurers, or manufacturers of pharmaceuticals or medical devices, and Congress has introduced several pieces of legislation aimed at significantly revising or repealing the ACA. Further, on December 20, 2019, the Further Consolidated Appropriations Act (H.R. 1865), which repeals the Cadillac tax, the health insurance provider tax, and the medical device excise tax, was signed into law. It is unclear whether the ACA will be overturned, repealed, replaced, or further amended. We cannot predict what effect further changes to the ACA would have on our business, especially under the Biden administration.

Other legislative changes have been proposed and adopted in the U.S. since the ACA was enacted. In August 2011, the Budget Control Act of 2011, among other things, created measures for spending reductions by Congress. A Joint Select Committee on Deficit Reduction, tasked with recommending a targeted deficit reduction of at least \$1.2 trillion for the years 2013 through 2021, was unable to reach the required goals, thereby triggering the legislation’s automatic reduction to several government programs. This includes aggregate reductions of Medicare payments to providers of up to 2% per fiscal year, and, due to subsequent legislative amendments, will remain in effect through 2032 unless additional congressional action is taken.

There has been increasing legislative and enforcement interest in the U.S. with respect to prescription-pricing practices. Specifically, there have been several recent U.S. Congressional inquiries and proposed federal and state legislation designed to, among other things, bring more transparency to drug pricing, reduce the cost of prescription drugs under Medicare, review the relationship between pricing and manufacturer patient programs, and reform government program reimbursement methodologies for drugs. The HHS has already started the process of soliciting feedback on some of these measures and, at the same time, is immediately implementing others under its existing authority. It is unclear what effect such legislative and enforcement interest may have on prescription devices. Further, it

is unclear whether the Biden administration will challenge, reverse, revoke or otherwise modify the prior administration's executive and administrative actions.

## [Table of Contents](#)

We expect that these and other healthcare reform measures that may be adopted in the future may result in more rigorous coverage criteria and in additional downward pressure on reimbursement price that we receive for any cleared, authorized, or approved device, which could have an adverse effect on patients for our products or product candidates. Any reduction in reimbursement from Medicare or other government programs may result in a similar reduction in payments from private payors.

There have been, and likely will continue to be, legislative and regulatory proposals at the foreign, federal and state levels in the U.S. directed at broadening the availability of healthcare and containing or lowering the cost of healthcare. The implementation of cost containment measures or other healthcare reforms may prevent us from being able to generate revenue, attain profitability or commercialize our products. Such reforms could have an adverse effect on anticipated revenue from product candidates that we may successfully develop and for which we may obtain regulatory clearance, authorization, or approval and that may affect our overall financial condition and ability to develop product candidates. If we or any third parties we may engage are slow or unable to adapt to changes in existing requirements or the adoption of new requirements or policies, or if we or such third parties are not able to maintain regulatory compliance, our current or any future product candidates that we may develop may lose any regulatory clearance, authorization, or approval that may have been obtained and we may not achieve or sustain profitability.

***TriNav and the PRVI device must be manufactured in accordance with federal and foreign regulations, and we or any of our suppliers or third-party manufacturers could be forced to recall the products or terminate production if we fail to comply with these regulations.***

The design, manufacture and marketing of medical devices involve certain inherent risks. Manufacturing or design defects, component failures, unapproved or improper use of our products, or inadequate disclosure of risks or other information relating to the use of our products can lead to injury or other serious adverse events. The FDA and similar foreign governmental authorities have the authority to require the recall of commercialized products in the event of material deficiencies or defects in design or manufacture. For the FDA, the authority to require a recall must be based on a finding that there is reasonable probability that the device would cause serious injury or death. In addition, foreign governmental bodies have the authority to require the recall of our products in the event of material deficiencies or defects in design or manufacture. Manufacturers may, under their own initiative, recall a product if any material deficiency in a device is found. The FDA requires that certain classifications of recalls be reported to the FDA within ten working days after the recall is initiated. A government-mandated or voluntary recall by us or one of our international distributors could occur as a result of an unacceptable risk to health, component failures, malfunctions, manufacturing errors, design or labeling defects or other deficiencies and issues. Recalls of any of our products would divert managerial and financial resources and have an adverse effect on our reputation, results of operations and financial condition, which could impair our ability to produce our products in a cost-effective and timely manner in order to meet our customers' demands. We may also be subject to liability claims, be required to bear other costs, or take other actions that may have a negative impact on our future sales and our ability to generate profits. Companies are required to maintain certain records of recalls, even if they are not reportable to the FDA or another third-country competent authority. We may initiate voluntary recalls involving our products in the future that we determine do not require notification of the FDA or another third-country competent authority. If the FDA disagrees with our determinations, the FDA could require us to report those actions as recalls. A future recall announcement could harm our reputation with customers and negatively affect our sales. In addition, the FDA could take enforcement action for failing to report recalls. We are also required to follow detailed recordkeeping requirements for all firm-initiated medical device corrections and removals.

***If treatment guidelines for the cancer indications that we are targeting change or the standard of care evolves, we may need to redesign our preclinical or clinical trials of, or seek new marketing authorization from, the FDA for any approved products.***

If treatment guidelines for the cancer indications that we are targeting change or the standard of care evolves, we may need to redesign TriNav, the PRVI device or any product candidates and seek new clearances or approvals from the FDA for any approved products. Our 510(k) clearances from the FDA for TriNav, TriNav Large and the PRVI device are based on current treatment guidelines. If treatment guidelines change so that different treatments become desirable, the clinical utility of TriNav and the PRVI device could be diminished, and our business could suffer. Competition by other forms of cancer treatment, for example, the development of new and more efficacious systemic therapies, could

reduce the use of regional therapy as a standard of care in certain indications. Changes in treatment guidelines or standard of care may also impact product coverage and/or reimbursement by payers.

## [Table of Contents](#)

### ***Changes in methods of product candidate manufacturing or formulation may result in additional costs or delays.***

As product candidates proceed through preclinical studies to late-stage clinical trials towards potential approval or clearance and commercialization, it is common that various aspects of the development activities, such as manufacturing methods and formulation, are altered along the way in an effort to optimize processes and results.

Any of these changes could cause SD-101 or any future product candidates to perform differently and affect the results of planned clinical trials or other future clinical trials conducted with the materials manufactured using altered processes. Such changes may also require additional testing, including comparability testing, to bridge earlier clinical data obtained from SD-101 produced under earlier manufacturing methods or formulations, and regulatory authorities may disagree on the interpretation of results from this testing. This could delay the completion of clinical trials, require the conduct of bridging clinical trials or the repetition of one or more clinical trials, increase clinical trial costs, delay approval of SD-101 or any future product candidates and jeopardize our ability to commence sales and generate revenue.

***Our relationships with customers, physicians, and third-party payors are subject, directly or indirectly, to federal and state healthcare fraud and abuse laws, false claims laws, health information privacy and security laws, and other healthcare laws and regulations. If we are unable to comply, or have not fully complied, with such laws, we could face substantial penalties.***

Healthcare providers, including physicians and third-party payors in the United States and elsewhere, will play a primary role in the recommendation of TriNav and the PRVI device and prescription of any product candidates for which we obtain marketing approval or clearance. Our current and future arrangements with healthcare professionals, principal investigators, consultants, customers and third-party payors subject us to various federal and state fraud and abuse laws, data privacy and security laws, transparency laws and other healthcare laws that may constrain the business or financial arrangements and relationships through which we research, sell, market, and distribute TriNav and the PRVI device, and any other any future products candidates once they have obtained marketing authorization. We are also subject to healthcare regulation and enforcement by the U.S. federal government and the states and any other countries in which we conduct our business, including our research, and the sales, marketing and distribution of TriNav, the PRVI device or any future products candidates once they have obtained marketing authorization.

Ensuring that our business arrangements with third parties comply with applicable healthcare laws and regulations will likely be costly. It is possible that governmental authorities will conclude that our business practices may not comply with current or future statutes, regulations or case law involving applicable fraud and abuse or other healthcare laws and regulations. If our operations are found to be in violation of any of these laws or any other governmental regulations that may apply to us, we may be subject to significant civil, criminal and administrative penalties, damages, fines, disgorgement, imprisonment, exclusion from participating in government funded healthcare programs, such as Medicare and Medicaid, additional reporting requirements and oversight if we become subject to a corporate integrity agreement or similar agreement to resolve allegations of non-compliance with these laws, contractual damages, reputational harm and the curtailment or restructuring of our operations.

If the physicians or other providers or entities with whom we do, or expect to do, business are found not to be in compliance with applicable laws, they may be subject to significant criminal, civil or administrative sanctions, including exclusions from government funded healthcare programs. Even if resolved in our favor, litigation or other legal proceedings relating to healthcare laws and regulations may cause us to incur significant expenses and could distract our technical and management personnel from their normal responsibilities. In addition, there could be public announcements of the results of hearings, motions or other interim proceedings or developments. If securities analysts or investors perceive these results to be negative, it could have a substantial adverse effect on the price of our Common Stock. Such litigation or proceedings could substantially increase our operating losses and reduce the resources available for development, manufacturing, sales, marketing or distribution activities. Uncertainties resulting from the initiation and continuation of litigation or other proceedings relating to applicable healthcare laws and regulations could have a material adverse effect on our ability to compete in the marketplace.

***We could be subject to litigation that could have an adverse effect on our business and operating results.***

We are, from time to time, involved in litigation. The numerous operating hazards inherent in our business increase our exposure to litigation, which may involve, among other things, contract disputes, personal injury, environmental, employment, warranty and product liability claims, tax and securities litigation, patent infringement and other intellectual property claims and litigation that arises in the ordinary course of business. Our management cannot predict with certainty the outcome or effect of any claim or other litigation



## [Table of Contents](#)

matter. Litigation may have an adverse effect on us because of potential negative outcomes such as monetary damages or restrictions on future operations, the costs associated with defending the lawsuits, the diversion of management's resources and other factors.

### ***Potential product liability lawsuits against us could cause us to incur substantial liabilities and limit commercialization of any products that we may develop.***

We are developing additional sizes of, and uses for, the TriNav device. Our product candidates may be used in connection with medical procedures in which it is important that those products function with precision and accuracy. If our existing TriNav device or our product candidates, if approved, do not function as designed, or are designed improperly, we may be forced by regulatory agencies to withdraw such products from the market. In addition, the use of our product candidates in clinical trials, the sale of any products for which we obtain marketing approval, and other liability risks that are inherent in the testing, manufacturing, marketing and sale of medical devices exposes us to the risk of product liability claims. Product liability claims might be brought against us by consumers, healthcare providers, pharmaceutical companies or others selling or otherwise coming into contact with our products. On occasion, large judgments have been awarded in class action lawsuits based on products that had unanticipated adverse effects. If we cannot successfully defend against product liability claims, we could incur substantial liability and costs, which may not be covered by insurance. Claims or losses in excess of any product liability insurance coverage that we may obtain could have a material adverse effect on our business, financial condition and results of operations. In addition, regardless of merit or eventual outcome, product liability claims may result in:

- impairment of our business reputation and significant negative media attention;
- withdrawal of participants from our clinical trials;
- injury to our reputation;
- initiation of investigations by regulators;
- significant costs to defend the related litigation and related litigation;
- distraction of management's attention from our primary business;
- substantial monetary awards to patients or other claimants;
- inability to commercialize a product candidate;
- product recalls, withdrawals or labeling, marketing or promotional restrictions;
- exhaustion of any available insurance and our capital resources, and the inability to commercialize any product candidate;
- decreased demand for a product candidate, if approved for commercial sale; and
- loss of revenue.

Although we currently carry clinical trial insurance and product liability insurance which we believe to be reasonable, such insurance may not be adequate to cover all liability that we may incur. An inability to renew our policies or to obtain sufficient insurance at an acceptable cost could prevent or inhibit the commercialization of pharmaceutical products that we develop, alone or with collaborators.

## [Table of Contents](#)

***We may be subject to stringent and evolving U.S. and foreign laws, regulations, rules, contractual obligations, policies and other obligations related to data privacy and security. Our actual or perceived failure to comply with such obligations could lead to regulatory investigations or actions; litigation; fines and penalties; disruptions of our business operations; reputational harm; loss of revenue or profits; and other adverse business consequences.***

In the ordinary course of business, we collect, receive, store, process, generate, use, transfer, disclose, make accessible, protect, secure, dispose of, transmit, and share (collectively, “**processing**”) personal data and other sensitive information, including proprietary and confidential business data, trade secrets, intellectual property, sensitive third-party data, business plans, transactions, financial information and patient data (collectively, “**sensitive data**”).

Our data processing activities may subject us to data privacy and security obligations, such as various laws, regulations, guidance, industry standards, external and internal privacy and security policies, contractual requirements, and other obligations relating to data privacy and security.

In the United States, federal, state, and local governments have enacted numerous data privacy and security laws, including data breach notification laws, personal data privacy laws, consumer protection laws (e.g., Section 5 of the Federal Trade Commission Act), and other similar laws (e.g., wiretapping laws). For example, the federal Health Insurance Portability and Accountability Act of 1996 (“**HIPAA**”), as amended by the Health Information Technology for Economic and Clinical Health Act (“**HITECH**”), imposes specific requirements relating to the privacy, security, and transmission of individually identifiable health information.

Other states, such as Virginia and Colorado, have also passed comprehensive privacy laws, and similar laws are being considered in several other states, as well as at the federal and local levels. While these states also exempt some data processed in the context of clinical trials through laws like the California Consumer Privacy Act, these developments may further complicate compliance efforts, and may increase legal risk and compliance costs to us and the third parties upon whom we rely. Outside the United States, an increasing number of laws, regulations, and industry standards may govern data privacy and security. For example, the European Union’s General Data Protection Regulation (“**EU GDPR**”) imposes strict requirements for processing personal data, and, under the EU GDPR, companies may face temporary or definitive bans on data processing and other corrective actions; fines of up to 20 million Euros or 4% of annual global revenue, whichever is greater; or private litigation related to processing of personal data brought by classes of data subjects or consumer protection organizations authorized at law to represent their interests.

In addition, we may be unable to transfer personal data from Europe and other jurisdictions to the United States or other countries due to data localization requirements or limitations on cross-border data flows. Europe and other jurisdictions have enacted laws requiring data to be localized or limiting the transfer of personal data to other countries. In particular, the European Economic Area (“**EEA**”) and the United Kingdom (“**UK**”) have significantly restricted the transfer of personal data to the United States and other countries whose privacy laws it believes are inadequate. Other jurisdictions may adopt similarly stringent interpretations of their data localization and cross-border data transfer laws. Although there are currently various mechanisms that may be used to transfer personal data from the EEA and UK to the United States in compliance with law, such as the EEA and UK’s standard contractual clauses, these mechanisms are subject to legal challenges, and there is no assurance that we can satisfy or rely on these measures to lawfully transfer personal data to the United States. If there is no lawful manner for us to transfer personal data from the EEA, the UK, or other jurisdictions to the United States, we could face significant adverse consequences.

In addition to data privacy and security laws, we may be contractually subject to industry standards adopted by industry groups and may become subject to such obligations in the future. We may also be bound by other contractual obligations related to data privacy and security, and our efforts to comply with such obligations may not be successful.

We may publish privacy policies, marketing materials, and other statements, such as compliance with certain certifications or self-regulatory principles, regarding data privacy and security. If these policies, materials or statements are found to be deficient, lacking in transparency, deceptive, unfair, or misrepresentative of our practices, we may be subject to investigation, enforcement actions by regulators, or other adverse consequences.

Obligations related to data privacy and security are quickly changing, becoming increasingly stringent, and creating regulatory uncertainty. Additionally, these obligations may be subject to differing applications and interpretations, which may be inconsistent or conflict among jurisdictions. Preparing for and complying with these obligations requires us to devote significant resources and may

## [Table of Contents](#)

necessitate changes to our services, information technologies, systems, and practices and to those of any third parties that process personal data on our behalf.

We may at times fail (or be perceived to have failed) in our efforts to comply with our data privacy and security obligations. Moreover, despite our efforts, our personnel or third parties on whom we rely may fail to comply with such obligations, which could negatively impact our business operations. If we or the third parties on which we rely fail, or are perceived to have failed, to address or comply with applicable data privacy and security obligations, we could face significant consequences, including but not limited to: government enforcement actions (e.g., investigations, fines, penalties, audits, inspections, and similar); litigation (including class-action claims); additional reporting requirements and/or oversight; bans on processing personal data; orders to destroy or not use personal data; and imprisonment of company officials. Any of these events could have a material adverse effect on our reputation, business, or financial condition, including but not limited to: loss of customers; interruptions or stoppages in our business operations (including, as relevant, clinical trials); inability to process personal data or to operate in certain jurisdictions; limited ability to develop or commercialize our products; expenditure of time and resources to defend any claim or inquiry; adverse publicity; or substantial changes to our business model or operations.

### ***Changes in tax law and differences in interpretation of tax laws and regulations may adversely impact our financial statements.***

We operate in multiple jurisdictions and are subject to tax laws and regulations of the U.S. federal, state and local and non-U.S. governments. U.S. federal, state and local and non-U.S. tax laws and regulations are complex and subject to change and varying interpretations. U.S. federal, state and local and non-U.S. tax authorities may interpret tax laws and regulations differently than we do and challenge tax positions that we have taken. This may result in differences in the treatment of revenues, deductions, credits and/or differences in the timing of these items. The differences in treatment may result in payment of additional taxes, interest or penalties that could have an adverse effect on our financial condition and results of operations. Further, future changes to U.S. federal, state and local and non-U.S. tax laws and regulations could increase our tax obligations in jurisdictions where we do business or require us to change the manner in which we conduct some aspects of our business.

### ***Our ability to use our net operating loss carryforwards and certain other tax attributes is limited.***

We have incurred financial losses during our history. Unused federal net operating losses (“NOLs”) for taxable years beginning before January 1, 2018, may be carried forward to offset future taxable income, if any, until such unused NOLs expire. Under current law, federal NOLs incurred in taxable years beginning after December 31, 2017, can be carried forward indefinitely, but the deductibility of such federal NOLs in taxable years beginning after December 31, 2020, is limited to 80% of taxable income. It is uncertain if and to what extent various states will conform to federal tax laws.

In addition, under Sections 382 and 383 of the Internal Revenue Code of 1986, as amended, if a corporation undergoes an “ownership change,” generally defined as a greater than 50 percentage point change (by value) in its equity ownership by certain stockholders over a three-year period, the corporation’s ability to use its pre-change NOLs and other pre-change tax attributes (such as research tax credits) to offset its post-change income or taxes may be limited. We have experienced ownership changes in the past and may experience ownership changes in the future as a result of subsequent shifts in our stock ownership (some of which shifts are outside our control). As a result, if we earn net taxable income, our ability to use our pre-change NOLs to offset such taxable income will be subject to limitations. Similar provisions of state tax law may also apply to limit our use of accumulated state tax attributes. In addition, at the state level, there may be periods during which the use of NOLs is suspended or otherwise limited, which could accelerate or permanently increase state taxes owed. These factors could limit our ability to use our NOLs and other tax attributes, which could adversely affect our future cash flows or results of operations.

## **Risks Related to Our Intellectual Property**

***Failure to obtain, adequately protect, maintain or enforce our intellectual property rights could substantially harm our business and results of operations.***

Our success depends in part on our ability to obtain and maintain protection for our owned and in-licensed intellectual property rights and proprietary technology. We rely on a combination of patents, trademarks, trade secret protection and confidentiality agreements, including in-licenses of intellectual property rights of others, to protect our current or future platform technologies,

## [Table of Contents](#)

products, product candidates, methods used to manufacture our current or future product candidates and methods for treating patients using our current or future product candidates.

We own or in-license patents and patent applications relating to our platform technologies, products and product candidates. There is no guarantee that any patents covering our platform technologies or product candidates will issue from the patent applications we own, in-license or may file in the future, or, if they do, that the issued claims will provide adequate protection for our platform technologies or product candidates, or any meaningful competitive advantage. Further, there cannot be any assurance that such patents issued will not be infringed, designed around, invalidated by third parties or effectively prevent others from commercializing competitive technologies, products or product candidates.

The patent prosecution process is expensive, complex and time-consuming. Patent license negotiations also can be complex and protracted, with uncertain results. We may not be able to file, prosecute, maintain, enforce or license all necessary or desirable patents and patent applications at a reasonable cost or in a timely manner. It is also possible that we will fail to identify patentable aspects of our research and development output before it is too late to obtain patent protection. The patent applications that we own or in-license may fail to result in issued patents, and, even if patents are issued, such patents may not cover our current or future technologies or product candidates in the United States or in other countries or provide sufficient protection from competitors. In addition, the coverage claimed in a patent application can be significantly reduced before the patent is issued, and its scope can be reinterpreted after issuance. We do not have exclusive control over the preparation, filing and prosecution of patent applications under certain of our in-license agreements, and we may not have the right to control the preparation, filing and prosecution of patent applications, or to maintain the rights to patents that we out-licenses to third parties. Therefore, these patents and applications may not be prosecuted and enforced in a manner consistent with the best interests of our business. Even if our owned or in-licensed patent applications issue as patents, they may not issue in a form that will provide us with any meaningful protection, prevent competitors from competing with us or otherwise provide us with any competitive advantage. Our competitors may be able to circumvent our patents by developing similar or alternative product candidates in a non-infringing manner.

Further, although we make reasonable efforts to ensure patentability of our inventions, we cannot guarantee that all of the potentially relevant prior art relating to our owned or in-licensed patents and patent applications has been found. For example, publications of discoveries in scientific literature often lag behind the actual discoveries, and patent applications in the United States and other jurisdictions are typically not published until 18 months after filing, and in some cases not at all. Additionally, pending patent applications that have been published can, subject to certain limitations, be later amended in a manner that could cover our platform technologies, our product candidates, or the use of our technologies. We thus cannot know with certainty whether we or our licensors were the first to file for patent protection of such inventions. In addition, the United States Patent and Trademark Office (“USPTO”) might require that the term of a patent issuing from a pending patent application be disclaimed and limited to the term of another patent that is commonly owned or names a common inventor. There is no assurance that all potentially relevant prior art relating to our owned or in-licensed patent applications has been found. For this reason, and because there is no guarantee that any prior art search is correct and comprehensive, we may be unaware of prior art that could be used to invalidate an issued patent or to prevent our owned or in-licensed patent applications from issuing as patents. Invalidation of any of our patent rights, including in-licensed patent rights, could materially harm our business.

Moreover, the patent positions of biotechnology and medical device companies like us are generally uncertain because they may involve complex legal and factual considerations that have, in recent years, been the subject of legal development and change. The relevant patent laws and their interpretation, both inside and outside of the United States, are also uncertain. Changes in either the patent laws or their interpretation in the United States and other jurisdictions may diminish our ability to protect our platform technology or product candidates and could affect the value of such intellectual property. Our ability to stop third parties from making, using, selling, offering to sell or importing products that infringe, misappropriate or otherwise violate our intellectual property will depend in part on our success in obtaining and enforcing patent claims that cover our platform technology, product candidates, inventions and improvements. We cannot guarantee that patents will be granted with respect to any of our owned or licensed pending patent applications or with respect to any patent applications we may file or license in the future, nor can we be sure that any patents that may be granted to us or our licensors in the future will be commercially useful in protecting our products, the methods of use or manufacture of those products. Additionally, third parties, including our former

employees and collaborators, may challenge the ownership or inventorship of our patent rights to claim that they are entitled to ownership and inventorship interest, and we may not be successful in defending against such claims. However, we are not currently facing any such challenges. Moreover, issued patents do not guarantee the right to practice our technology in relation to the commercialization of our products. Issued patents only allow us to block — in some cases — potential competitors from practicing the claimed inventions of the issued patents.

## [Table of Contents](#)

The issuance, scope, validity, enforceability and commercial value of our pending patent rights are uncertain. The standards applied by the USPTO and foreign patent offices in granting patents are not always certain and moreover, are not always applied uniformly or predictably. For example, there is no uniform worldwide policy regarding patentable subject matter or the scope of claims allowable in patents. Our pending and future patent applications may not result in patents being issued in the United States or in other jurisdictions which protect our technology or products or which effectively prevent others from commercializing competitive technologies and products. Changes in either the patent laws or interpretation of the patent laws in the United States and other countries may diminish the value of our owned or in-licensed patent applications or narrow the scope of any patent protection we may obtain from our owned or in-licensed patent applications. In addition, the laws of foreign countries may not protect our rights to the same extent as the laws of the United States.

Further, patents and other intellectual property rights in the pharmaceutical, biotechnology and medical device space are evolving and involve many risks and uncertainties. For example, third parties may have blocking patents that could be used to prevent us from commercializing our product candidates and any future product candidates and practicing our proprietary technology, and any issued patents may be challenged, invalidated or circumvented, which could limit our ability to stop competitors from marketing related products or could limit the term of patent protection that otherwise may exist for our products, product candidates and any future product candidates. In addition, the scope of the rights granted under any issued patents may not provide us with protection or competitive advantages against competitors or other parties with similar technology. Additionally, our competitors may initiate legal proceedings, such as declaratory judgment actions in federal court or reexaminations or an *inter partes* review at the USPTO in an attempt to invalidate or narrow the scope of our patents. However, we are not currently facing any such proceedings. Furthermore, our competitors or other parties may independently develop similar technologies that are outside the scope of the rights granted under any issued patents. For these reasons, we may face competition with respect to our products, product candidates and any future product candidates. Moreover, because of the extensive time required for development, testing and regulatory review of a potential product, it is possible that, before any particular product candidate can be commercialized, any patent protection for such product candidate may expire or remain in force for only a short period following commercialization, thereby reducing the commercial advantage the patent provides.

Even if patents do successfully issue from our owned or in-licensed patent application, and even if such patents cover our current or any future products or product candidates, third parties may challenge their validity, enforceability or scope, which may result in such patents being narrowed, invalidated, or held unenforceable. Any successful challenge to these patents or any other patents owned by or licensed to us could deprive us of rights necessary for the successful commercialization of any current or future products or product candidates that we may develop. Likewise, if patent applications we own or have in-licensed with respect to our development programs and current or future products or product candidates fail to issue, if their breadth or strength is threatened, or if they fail to provide meaningful exclusivity, other companies could be dissuaded from collaborating with us to develop current or future products or product candidates. Lack of valid and enforceable patent protection could threaten our ability to commercialize current or future products and could prevent us from maintaining exclusivity with respect to the invention or feature claimed in the patent applications. Any failure to obtain or any loss of patent protection could have a material adverse impact on our business and ability to achieve profitability may be unable to prevent competitors from entering the market with a product that is similar or identical to any of our products or current or potential future product candidates or from utilizing technologies similar to those in our products or current product candidates.

The filing of a patent application or the issuance of a patent is not conclusive as to our ownership, inventorship, scope, patentability, validity or enforceability. Issued patents and patent applications may be challenged in the courts and in the patent office in the United States and abroad. For example, our patent applications or patent applications filed by our licensors, or any patents that grant therefrom, may be challenged through third-party submissions, opposition or derivation proceedings. By further example, any issued patents that may result from our owned or in-licensed patent applications may be challenged through reexamination, inter partes review or post-grant review proceedings before the USPTO, or in declaratory judgment actions or counterclaims. An adverse determination in any such submission, proceeding or litigation could prevent the issuance of, reduce the scope of, invalidate or render unenforceable our owned or in-licensed patent rights, result in the loss of exclusivity, limit our ability to stop others from using or commercializing similar or identical products and product candidates, or allow third parties to compete directly with us without payment to us. In addition, if the breadth or strength of protection provided by any patents that might result from our owned or in-licensed patent applications is threatened, it could dissuade companies from collaborating with us



to license, develop or commercialize current or future products or product candidates. Any of the foregoing could have a material adverse effect on our business, financial condition, results of operations and prospects.

## [Table of Contents](#)

Moreover, we currently co-own certain patents and patent applications with third parties and may in the future co-own additional patents and patent applications with third parties. If we are unable to obtain an exclusive license to any such third-party co-owners' interest in such patents or patent application, such co-owners may be able to license their rights to other third parties, including our competitors, and our competitors could market competing products and technology. We may need the cooperation of any such co-owners to enforce such patents against third parties, and such cooperation may not be provided to us. Any of the foregoing could have a material adverse effect on our competitive position, business prospects and financial conditions.

Our in-licensed patent rights may be subject to a reservation of rights by one or more third parties, such as the U.S. government. In addition, our rights in such inventions may be subject to certain requirements to manufacture product candidates embodying such inventions in the United States. Any exercise by the U.S. government of such rights could harm our competitive position, business, financial condition, results of operations and prospects.

### ***The expiration or loss of patent protection may adversely affect our future revenues.***

We rely on patent, trademark, trade secret and other intellectual property protection in the discovery, development, manufacturing and sale of our products and product candidates. In particular, patent protection is important in the development and eventual commercialization of our product candidates. Patents covering our product candidates normally provide market exclusivity, which is important in order to improve the probability that our product candidates are able to become profitable. Our commercial success will depend in large part on our ability to obtain and maintain patent and other intellectual property protection in the U.S. and other countries with respect to our products and product candidates.

The patent positions of biotechnology and medical device companies generally are highly uncertain, involve complex legal and factual questions and have in recent years been the subject of much litigation. As a result, the issuance, scope, validity, enforceability and commercial value of any patents that issue are highly uncertain. The steps we have taken to protect our proprietary rights may not be adequate to preclude misappropriation of our proprietary information or infringement of our intellectual property rights, both inside and outside the U.S. Further, the examination process may require us to narrow the claims of pending patent applications, which may limit the scope of patent protection that may be obtained if these applications issue. The rights that may be granted under future issued patents may not provide us with the proprietary protection or competitive advantages we are seeking. If we are unable to obtain and maintain patent protection for our products and product candidates, or if the scope of the patent protection obtained is not sufficient, our competitors could develop and commercialize technology and products similar or superior to ours, and our ability to successfully commercialize our products and product candidates may be impaired.

As of December 8, 2023, we owned at least 122 registered patents. Our issued U.S. patents expire between 2023 and 2040. All of our solely-owned granted U.S. and foreign patents that relate to composition of matter for SD-101 will expire in December 2023. Upon expiration of the patents covering SD-101, third parties, including other biopharmaceutical companies, will be able to obtain or use SD-101 other than to the extent we have other patent protection, including through our method of use patents for pressure controlled therapeutic delivery. In addition, certain of our patents relating to the use of TriNav will expire beginning in 2031, with additional patents relating to TriNav expiring in 2036 and 2038. While we are seeking additional patent coverage, there can be no assurances that such additional patent protection will be granted, or if granted, that these patents will not be infringed upon or otherwise held unenforceable. Even if we are successful in obtaining a patent, patents have a limited lifespan. Various extensions may be available; however, the life of a patent, and the protection it affords, is limited. We also intend to apply for orphan drug designation and orphan designation in the U.S. and EU, respectively, which, if granted, would extend the exclusivity period beyond the initial five years of regulatory exclusivity from the date of approval in the U.S. and beyond the eight years of data exclusivity from the date of approval in Europe; however, there can be no assurance that we will ever obtain approval or orphan drug exclusivity for such product candidates. Without patent protection of our product candidates, we may be open to competition from generic versions of such methods and compositions. As of December 8, 2023, we have at least 69 pending patent applications and four U.S. provisional patent applications. We do not know whether any of our patent applications will result in issued patents or, if any of our patent applications do issue, whether such patents will protect our technology and drugs, in whole or in part, or whether such patents will effectively prevent others from commercializing competitive technologies and products. Even if we are successful in obtaining a patent, patents have a limited lifespan. Various extensions may be available; however, the life of a patent, and the protection it

affords, is limited. Without patent protection of our product candidates, we may be open to competition from generic versions of such methods and compositions.

## [Table of Contents](#)

There is no guarantee that any of our issued or granted patents will not later be found invalid or unenforceable. Given the amount of time required for the development, testing and regulatory review of new drug candidates, patents protecting such candidates might expire before or shortly after such candidates are commercialized. As a result, our patent portfolio may not provide us with sufficient rights to exclude others from commercializing drugs similar or identical to our product candidates. Furthermore, as our issued patents expire, the risk that competitors may be able to circumvent our remaining patents by developing similar or alternate technologies or products in a non-infringing manner is increased.

***If we do not obtain protection under the Hatch-Waxman Amendments by extending the patent term, our business may be harmed.***

Our commercial success will largely depend on our ability to obtain and maintain patent and other intellectual property in the United States and other countries with respect to our products and product candidates. Given the amount of time required for the development, testing and regulatory review of new product candidates, patents protecting our product candidates might expire before or shortly after such candidates begin to be commercialized. We expect to seek extensions of patent terms in the United States and, if available, in other countries where we are prosecuting patents.

Depending upon the timing, duration and specifics of FDA marketing approval of our product candidates, one or more of our United States patents may be eligible for limited patent term extension, or PTE, under the Drug Price Competition and Patent Term Restoration Act of 1984 (the “**Hatch-Waxman Amendments**”). The Hatch-Waxman Amendments permit a patent restoration term of up to five years beyond the normal expiration of the patent as compensation for patent term lost during development and the FDA regulatory review process, which is limited to the approved indication (and potentially additional indications approved during the period of extension) covered by the patent. This extension is limited to only one patent that covers the approved product, the approved use of the product, or a method of manufacturing the product. However, the applicable authorities, including the FDA and the USPTO in the United States, and any equivalent regulatory authority in other countries, may not agree with our assessment of whether such extensions are available, and may refuse to grant extensions to our patents, or may grant more limited extensions than we request. We may not be granted an extension because of, for example, failing to apply within applicable deadlines, failing to apply prior to expiration of relevant patents or otherwise failing to satisfy applicable requirements. Moreover, the applicable time-period or the scope of patent protection afforded could be less than we request. Even if we are able to obtain an extension, the patent term may still expire before or shortly after we receive FDA marketing approval. If we are unable to extend the expiration date of our existing patents or obtain new patents with longer expiry dates, our competitors may be able to take advantage of our investment in development and clinical trials by referencing our clinical and preclinical data to obtain approval of competing products following expiration of our regulatory exclusivity and our patent expiration, and launch their product earlier than might otherwise be the case.

***We may not be able to protect our intellectual property rights throughout the world, which could negatively impact our business.***

Filing, prosecuting and defending patents covering our products and product candidates in all countries throughout the world would be prohibitively expensive, and our intellectual property rights in some countries outside the United States can be less extensive than those in the United States. In addition, the laws and practices of some foreign countries do not protect intellectual property rights, especially those relating to life sciences, to the same extent as federal and state laws in the United States. For example, European patent law restricts the patentability of methods of treatment of the human body more than U.S. law does and novel formulations of existing drugs and manufacturing processes may not be patentable in certain jurisdictions. Further, future licensing partners may not prosecute patents in certain jurisdictions in which we may obtain commercial rights, thereby precluding the possibility of later obtaining patent protection in these countries. Consequently, we may not be able to prevent third parties from practicing our inventions in all countries outside the United States, or from selling or importing products made using our inventions in and into the United States or other jurisdictions. Competitors may use our technologies in jurisdictions where we have not obtained patent protection to develop our own products or product candidates and may also export infringing products to territories where we have patent protection, but enforcement is not as strong as that in the United States. These products may compete with our products and product candidates, and our patents or other intellectual property rights may not be effective or sufficient to prevent them from competing with us in these jurisdictions.

Many companies have encountered significant problems in protecting and defending intellectual property rights in foreign jurisdictions. The legal systems of certain countries, particularly certain developing countries, do not favor the enforcement of patents, trade secrets and other intellectual property protection, particularly those relating to biotechnology and medical device products, which could make it difficult for us to stop the infringement of our patents or marketing of competing products in violation of our proprietary rights generally. Proceedings to enforce our patent rights in foreign jurisdictions, whether or not successful, could result in substantial

## [Table of Contents](#)

costs and divert our efforts and attention from other aspects of our business, could put our patents at risk of being invalidated or interpreted narrowly and our patent applications at risk of not issuing, and could provoke third parties to assert claims against us. We may not prevail in any lawsuits that we initiate, and the damages or other remedies awarded, if any, may not be commercially meaningful. Accordingly, our efforts to enforce our intellectual property rights around the world may be inadequate to obtain a significant commercial advantage from the intellectual property that we develop or license. Furthermore, while it intends to protect our intellectual property rights in our expected significant markets, we cannot ensure that we will be able to initiate or maintain similar efforts in all jurisdictions in which we may wish to market our products and product candidates. Accordingly, our efforts to protect our intellectual property rights in such countries may be inadequate, which may have an adverse effect on our ability to successfully commercialize our products and product candidates in all of our expected significant foreign markets.

Additionally, the requirements for patentability may differ in certain countries. Generic or biosimilar drug manufacturers or other competitors may challenge the scope, validity or enforceability of our or our licensors' patents, requiring us or our licensees or any future licensors to engage in complex, lengthy and costly litigation or other proceedings. In addition, certain countries have compulsory licensing laws under which a patent owner may be compelled to grant licenses to third parties. In those countries, we and our licensees or any future licensors may have limited remedies if patents are infringed or if we and our licensees or any future licensors are compelled to grant a license to a third party, which could materially diminish the value of those patents. This could limit our potential revenue opportunities. Accordingly, our efforts to enforce intellectual property rights in some regions of the world may be inadequate to obtain a significant commercial advantage from our intellectual property.

***We may be subject to claims that we or our employees, consultants, contractors or advisors have infringed, misappropriated or otherwise violated the intellectual property of a third party, or claiming ownership of what we regard as our own intellectual property.***

Many of the contributors to our intellectual property, including patents and applications, were previously employed at universities or other biotechnology, pharmaceutical or medical device companies, including our competitors or potential competitors. Although we try to ensure that our employees do not use the intellectual property and other proprietary information, know-how or trade secrets of others in their work for us, we may be subject to claims that we or these employees have used or disclosed such intellectual property or other proprietary information. Litigation may be necessary to defend against these claims. If we fail in defending any such claims, in addition to paying monetary damages, we may lose valuable intellectual property rights or personnel. Even if we are successful in defending against such claims, litigation could result in substantial costs and be a distraction to our business.

In addition, while we typically require our employees, consultants and contractors who may be involved in the conception or development of intellectual property to execute agreements assigning such intellectual property to us, we may be unsuccessful in executing such an agreement with each party who in fact conceives or develops intellectual property that we regard as our own. To the extent that we fail to obtain such assignments, such assignments do not contain a self-executing assignment of intellectual property rights, or if such assignments are breached, we may be forced to bring claims against third parties, or defend claims they may bring against us, to determine the ownership of what we regard as our intellectual property. If we fail in prosecuting or defending any such claims, in addition to paying monetary damages, we may lose valuable intellectual property rights or personnel. Such intellectual property rights could be awarded to a third party, and we could be required to obtain a license from such third party to commercialize our products or product candidates. Such a license may not be available on commercially reasonable terms or at all. Even if we are successful in prosecuting or defending against such claims, litigation could result in substantial costs and be a distraction to our management and scientific personnel.

***Our business model may require reliance on third parties and the need to share our trade secrets, which increases the possibility that a competitor will discover them or that our trade secrets will be misappropriated or disclosed, and if we are unable to protect the confidentiality of our trade secrets, the value of our intellectual property could be materially adversely affected and our business would be harmed.***

In addition to seeking patents for some of our products and product candidates, we also rely on trade secrets, including unpatented know-how, technology and other proprietary information, in seeking to develop and maintain a competitive position. Because we rely on third parties to manufacture our product candidates and we may collaborate

with third parties on the development of our product candidates, we must, at times, share trade secrets with them. We seek to protect these trade secrets, in part, by entering into non-disclosure and confidentiality agreements with parties who have access to them, such as our employees, consultants, independent contractors, advisors, corporate collaborators, outside scientific collaborators, contract manufacturers, suppliers and other third parties.

## [Table of Contents](#)

We also enter into confidentiality and invention or patent assignment agreements with employees and certain consultants. We also seek to preserve the integrity and confidentiality of our data, trade secrets and know-how by maintaining physical security of our premises and physical and electronic security of our information technology systems. Monitoring unauthorized uses and disclosures is difficult, and we do not know whether the steps we have taken to protect our proprietary technologies will be effective.

Since our inception, we have sought to contract with manufacturers to supply commercial quantities of pharmaceutical formulations. As a result, we have disclosed, under confidentiality agreements, various aspects of our technology with potential manufacturers and suppliers. We believe that these disclosures, while necessary for our business, may result in the attempt by potential manufacturers and suppliers to improperly assert ownership claims to our technology in an attempt to gain an advantage in negotiating manufacturing and supplier rights.

We cannot guarantee that our trade secrets and other proprietary and confidential information will not be disclosed or that competitors will not otherwise gain access to our trade secrets. Any party with whom we have executed such an agreement may breach that agreement and disclose our proprietary information, including our trade secrets, and we may not be able to obtain adequate remedies for such breaches. Enforcing a claim that a party illegally disclosed or misappropriated a trade secret is difficult, expensive and time-consuming, and the outcome is unpredictable. In addition, some courts both within and outside the United States may be less willing or unwilling to protect trade secrets. Further, if any of our trade secrets were to be lawfully obtained or independently developed by a competitor, we would have no right to prevent such third party, or those to whom they communicate such technology or information, from using that technology or information to compete with us. If any of our trade secrets were to be disclosed to or independently developed by a competitor, our business and competitive position could be harmed.

Trade secrets and know-how can be difficult to protect as trade secrets and know-how will over time be disseminated within the industry through independent development, the publication of journal articles, and the movement of personnel skilled in the art from company to company or academic to industry scientific positions. If we fail to prevent material disclosure of the know-how, trade secrets and other intellectual property related to our technologies to third parties, we will not be able to establish or maintain a competitive advantage in our market, which could materially adversely affect our business, results of operations and financial condition. Even if we are able to adequately protect our trade secrets and proprietary information, our trade secrets could otherwise become known or could be independently discovered by our competitors. If any of our trade secrets were to be lawfully obtained or independently developed by a competitor, in the absence of patent protection, we would have no right to prevent them, or those to whom they communicate, from using that technology or information to compete with us.

We may not be able to prevent misappropriation of our trade secrets or other proprietary and confidential information, particularly in countries where the laws may not protect those rights as fully as in the United States.

***Our competitors may be able to circumvent our patents by developing similar or alternative technologies or products in a non-infringing manner.***

Our competitors may seek to market generic versions of SD-101 or any other product candidate for which we may in the future obtain approval by submitting abbreviated new drug applications (“ANDAs”) or biosimilar applications to the FDA or new products that use our approved products as the reference listed drug (“RLD”), in each case where our competitors claim that our patents are invalid, unenforceable or not infringed. Alternatively, our competitors may seek approval to market their own products that are the same as, similar to or otherwise competitive with SD-101 and any future product candidates we may develop. In these circumstances, we may need to defend or assert our patents, by means including filing lawsuits alleging patent infringement requiring us to engage in complex, lengthy and costly litigation or other proceedings. In any of these types of proceedings, a court or government agency with jurisdiction may find our patents invalid, unenforceable or not infringed. We may also fail to identify patentable aspects of our research and development before it is too late to obtain patent protection. Even if patents are valid and enforceable, these patents still may not provide protection against competing products or processes sufficient to achieve our business objectives. Furthermore, as our issued patents expire, the risk that competitors may be able to circumvent our remaining patents by developing similar or alternate technologies or products in a non-infringing manner is increased.



Additionally, competitors could purchase TriNav or our other products and attempt to replicate some or all of the competitive advantages we derive from our development efforts, design around our protected technology or develop their own competitive technologies that fall outside of our intellectual property rights.

***We have in the past been, and may in the future be, subject to claims challenging the inventorship or ownership of our patents and other intellectual property.***

The issuance of a patent is not conclusive as to our inventorship, scope, validity or enforceability, and our owned and licensed patents have in the past been, and in the future may be, challenged in the courts or patent offices in the United States and abroad. For example, in October 2017, an individual filed a suit against Legacy TriSalus in the United States District Court, District of Colorado asserting joint inventorship of six patents assigned to Legacy TriSalus. The individual sought to be added as a co-inventor and co-owner of the patents in question. A stipulated dismissal order was entered in June 2021 with the court dismissing the plaintiff's case with prejudice. In the future, we may face similar or other challenges by third parties, former employees or collaborators with respect to ownership interest in the patents and intellectual property that we own or license at the time. We could be subject to ownership disputes arising, for example, from conflicting obligations of consultants or others who are involved in developing our products or product candidates. While it is our policy to require employees, consultants and contractors who may be involved in the development of intellectual property to execute agreements assigning such intellectual property to us, we may be unsuccessful in executing such an agreement with each party who in fact develops intellectual property that we regard as Legacy-TriSalus owned. To the extent that we license intellectual property from a third party, such licensors may face similar obstacles. In addition, we have not updated the records in certain foreign patent offices to reflect our ownership of certain foreign patents relating to SD-101, but have recorded our ownership for at least the unexpired foreign patents acquired from Dynavax relating to composition of matter for SD-101 in Australia, Canada, Austria, Germany, Denmark, Estonia, United Kingdom, Hong Kong, Ireland, Luxembourg, Portugal, New Zealand, and Singapore. Failure to update such ownership may result in a purchaser potentially acquiring rights in such patents that are adverse to our interests. Litigation may be necessary to defend against any claims challenging inventorship or ownership and such litigation may be costly. If we fail in defending any such claims, we may have to pay monetary damages and may lose valuable intellectual property rights, such as exclusive ownership of, or right to use, intellectual property, which could adversely impact our business, results of operations and financial condition.

***We may not identify relevant third-party patents or may incorrectly interpret the relevance, scope or expiration of a third-party patent, which might adversely affect our ability to develop and market our products and product candidates.***

To the extent undertaken, we cannot guarantee that any of our patent searches or analyses, including the identification of relevant patents, the scope of patent claims or the expiration of relevant patents, are complete or thorough, nor can we be certain that we have identified each and every third-party patent and pending application in the United States and abroad that is or may be relevant to or necessary for the commercialization of our products and product candidates in any jurisdiction. Patent applications in the United States and elsewhere are not published until approximately 18 months after the earliest filing for which priority is claimed, with such earliest filing date being commonly referred to as the priority date. In addition, certain United States patent applications can remain confidential until patents issue. Therefore, patent applications covering our products and product candidates could have been filed by others without our knowledge. Additionally, pending patent applications that have been published can, subject to certain limitations, be later amended in a manner that could cover our product candidates or the use of our products and product candidates.

The scope of a patent claim is determined by an interpretation of the law, the written disclosure in a patent and the patent's prosecution history. Our interpretation of the relevance or the scope of a patent or a pending application may be incorrect, which may negatively impact our ability to market our products and product candidates. We may incorrectly determine that our products or product candidates are not covered by a third-party patent or may incorrectly predict whether a third party's pending application will issue with claims of relevant scope. Our determination of the expiration date of any patent in the United States or abroad that we consider relevant may be incorrect, and our failure to identify and correctly interpret relevant patents may negatively impact our ability to develop and market our products and product candidates.

If we fail to identify and correctly interpret relevant patents, we may be subject to infringement claims. We cannot guarantee that we will be able to successfully settle or otherwise resolve such infringement claims. If we fail in any such dispute, in addition to being forced to pay damages, we may be temporarily or permanently prohibited from commercializing any of our products or product candidates that are held to be infringing. We might, if possible, also be

forced to redesign products or product candidates so that we no longer infringe the third-party intellectual property rights. Any of these events, even if we were ultimately to prevail, could require us to divert substantial financial and management resources that we would otherwise be able to devote to our business.

## [Table of Contents](#)

***Our intellectual property agreements with third parties may be subject to disagreements over contract interpretation, which could narrow the scope of our rights to the relevant intellectual property or technology or increase our financial or other obligations to our licensors.***

Certain provisions in our intellectual property agreements may be susceptible to multiple interpretations. Disputes may arise between us and any of these counterparties regarding intellectual property rights that are subject to such agreements, including, but not limited to:

- the scope of rights granted under the agreement and other interpretation-related issues;
- whether and the extent to which our technology and processes infringe on intellectual property of the licensor that is not subject to the agreement;
- our right to sublicense patent and other rights to third parties;
- our diligence obligations with respect to the use of the licensed technology in relation to our development and commercialization of our product candidates, and what activities satisfy those diligence obligations;
- the ownership of inventions and know-how resulting from the joint creation or use of intellectual property by our licensors and us and our partners;
- our right to transfer or assign our license; and
- the effects of termination.

The resolution of any contract interpretation disagreement that may arise could affect the scope of our rights to the relevant intellectual property or technology, or affect financial or other obligations under the relevant agreement, either of which could have a material adverse effect on our business, financial condition, results of operations and prospects.

***If we fail to comply with our obligations under any agreements, we may be required to pay damages and could lose intellectual property rights that are necessary or useful for developing and protecting our product candidates.***

Dynavax has represented to us that we were given all intellectual property rights related to SD-101 pursuant to the Dynavax Agreement. Pursuant to the Dynavax Agreement, we are obligated to pay up to \$250 million upon the achievement of certain development, regulatory, and commercial milestones and low double-digit royalties based on potential future net sales of products containing the SD-101 compound. Additionally, we are responsible for prosecution and maintenance of the acquired patents with obligations to keep Dynavax reasonably informed of the status thereof. Any future collaboration agreements or license agreements we enter into are likely to impose various development, commercialization, funding, milestone, royalty, diligence, sublicensing, insurance, patent prosecution and enforcement or other obligations on us. If we breach any such material obligations, or use the intellectual property licensed to us in an unauthorized manner, we may be required to pay damages and any licensor may have the right to terminate the license, which could result in us being unable to develop, manufacture and sell products that are covered by the licensed technology, or having to negotiate new or reinstated licenses on less favorable terms, or enable a competitor to gain access to the licensed technology.

***Intellectual property rights do not necessarily address all potential threats to our business.***

Once granted, patents may remain open to opposition, interference, re-examination, post-grant review, inter partes review, nullification or derivation action in court or before patent offices or similar proceedings for a given period after allowance or grant, during which time third parties can raise objections against such grant. In the course of such proceedings, which may continue for a protracted period of time, the patent owner may be compelled to limit the scope of the allowed or granted claims thus attacked, or may lose the allowed or granted claims altogether. In addition, the degree of future protection afforded by our intellectual property rights is



## [Table of Contents](#)

uncertain because even granted intellectual property rights have limitations, and may not adequately protect our business. The following examples are illustrative:

- others may be able to make formulations that are similar to our product candidates or other formulations but that are not covered by the claims of our patents that we own or have exclusively licensed;
- the patents of third parties may have an adverse effect on our business;
- we or any current or future strategic partners and/or collaborators might not have been the first to conceive or reduce to practice the inventions covered by the issued patent or pending patent application that we own;
- we or any of our current or future strategic partners and/or collaborators might not have been the first to file patent applications covering certain of our inventions;
- others may independently develop similar or alternative technologies or duplicate any of our technologies without infringing our intellectual property rights;
- it is possible that our pending patent applications will not lead to issued patents;
- issued patents that we may own or that we exclusively license in the future may not provide us with any competitive advantage, or may be held invalid or unenforceable, as a result of legal challenges by our competitors;
- patent protection on our product candidates may expire before we are able to develop and commercialize the product, or before we are able to recover our investment in the product;
- our competitors might conduct research and development activities in the United States and in other countries that provide a safe harbor from patent infringement claims for such activities, as well in countries where we do not have patent rights and then use the information learned from such activities to develop competitive products for sale in our existing or intended commercial markets;
- third parties performing manufacturing or testing for us using our product candidates could use the intellectual property of others without obtaining a proper license;
- we may not develop additional proprietary technologies that are patentable;
- the patents of others may have an adverse effect on our business; and
- we may choose not to file a patent application for certain technologies, trade secrets or know-how, and a third party may subsequently file a patent covering such intellectual property.

Should any of these events occur, they could have a material adverse effect on our business, financial condition, results of operations and prospects.

***The validity, scope and enforceability of any of our patents can be challenged by third parties and any lawsuits to protect or enforce our patents could be expensive, time consuming and unsuccessful.***

Competitors or other third parties may infringe our patents or the patents of any party from whom we may license patents from in the future. To counter infringement or unauthorized use, we may be required to file infringement claims, which can be expensive and time-consuming. In a patent litigation in the United States, defendant counterclaims alleging invalidity or unenforceability are commonplace. Grounds for a validity challenge could be an alleged failure to meet any of several statutory requirements, for example, lack of novelty, obviousness or non-enablement. Grounds for an unenforceability assertion could be an allegation that someone connected with prosecution of the patent withheld relevant information from the USPTO or made a misleading statement during prosecution. The outcome following legal assertions of invalidity and unenforceability during patent litigation is unpredictable. A



## [Table of Contents](#)

court may decide that a patent of ours or of any of our future licensors is not valid or is unenforceable, or may refuse to stop the other party from using the technology at issue on the grounds that our patents do not cover the technology in question. In addition, to the extent that we have to file patent litigation in a federal court against a U.S. patent holder, we would be required to initiate the proceeding in the state of incorporation or residency of such entity. With respect to the validity question, for example, we cannot be certain that no invalidating prior art exists. An adverse result in any litigation or defense proceedings could put one or more of our patents at risk of being invalidated, found unenforceable, or interpreted narrowly, and it could put our patent applications at risk of not issuing. Defense of these claims, regardless of their merit, would involve substantial litigation expense and would be a substantial diversion of employee resources from our business. If a defendant were to prevail on a legal assertion of invalidity or unenforceability, we would lose at least part, and perhaps all, of the patent protection on one or more of our products or certain product candidates or aspects of the TriNav or other technology. Such a loss of patent protection could compromise our ability to pursue our business strategy.

Interference proceedings brought by the USPTO may be necessary to determine the priority of inventions with respect to our patents and patent applications or those of our collaborators or licensors. An unfavorable outcome could require us to cease using the technology or to attempt to license rights from the prevailing party. Our business could be harmed if a prevailing party does not offer us a license on terms that are acceptable to us. Litigation or interference proceedings may fail and, even if successful, may result in substantial costs and distraction of our management and other employees. We may not be able to prevent, alone, with our licensees, or with any of our future licensors, misappropriation of our proprietary rights, particularly in countries where the laws may not protect those rights as fully as in the United States. Furthermore, because of the substantial amount of discovery required in connection with intellectual property litigation, there is a risk that some of our confidential information could be compromised by disclosure during this type of litigation. In addition, there could be public announcements of the results of hearings, motions or other interim proceedings or developments. If securities analysts or investors perceive these results to be negative, it could have a substantial adverse effect on the price of our Common Stock.

Moreover, we may be subject to a third-party pre-issuance submission of prior art to the USPTO or other foreign patent offices, or become involved in opposition, derivation, reexamination, inter partes review, post-grant review or interference proceedings challenging our patent rights or the patent rights of others. An adverse determination in any such submission, proceeding or litigation could reduce the scope of, or invalidate, our patent rights, allow third parties to commercialize our technology, products or product candidates and compete directly with us, without payment to us, or result in our inability to manufacture or commercialize our products or product candidates without infringing third-party patent rights. In addition, if the breadth or strength of protection provided by our patents and patent applications is threatened, it could dissuade companies from collaborating with us to license, develop, or commercialize current or future products or product candidates.

If one of our product candidates is approved by the FDA, one or more third parties may challenge the current patents, or patents that may issue in the future, within our portfolio which could result in the invalidation of, or render unenforceable, some or all of the relevant patent claims or a finding of non-infringement. For example, if a third party submits an application under Section 505(b)(2) or an ANDA, for a generic drug containing any of our product candidates, and relies in whole or in part on studies conducted by or for us, the third party will be required to certify to the FDA that either: (1) there is no patent information listed in the FDA's publication Approved Drug Products with Therapeutic Equivalence Evaluations, which we refer to as the Orange Book, with respect to our New Drug Application ("NDA") for the applicable approved product candidate; (2) the patents listed in the Orange Book have expired; (3) the listed patents have not expired, but will expire on a particular date and approval is sought after patent expiration; or (4) the listed patents are invalid, unenforceable or will not be infringed by the manufacture, use or sale of the third party's generic drug. A certification that the new drug will not infringe the Orange Book-listed patents for the applicable approved product candidate, or that such patents are invalid or unenforceable, is called a "paragraph IV certification." If the third party submits a paragraph IV certification to the FDA, a notice of the paragraph IV certification must also be sent to us within 20 days once the third party's ANDA is accepted for filing by the FDA. We may then initiate a lawsuit to defend the patents identified in the notice. The filing of a patent infringement lawsuit within 45 days of receipt of the notice automatically prevents the FDA from approving the third party's ANDA until the earliest of 30 months or the date on which the patent expires, the lawsuit is settled, or the court reaches a decision in the infringement lawsuit in favor of the third party. If we do not file a patent infringement lawsuit within the required 45-day period, the third party's ANDA will not be subject to the 30-month stay of FDA approval.



Moreover, a third party may challenge the current patents, or patents that may be issued in the future, within our portfolio which could result in the invalidation of some or all of the patents that might otherwise be eligible for listing in the Orange Book for one of our product candidates. If a third party successfully challenges all of the patents that might otherwise be eligible for listing in the

## [Table of Contents](#)

Orange Book for one of our product candidates, we will not be entitled to the 30-month stay of FDA approval upon the filing of an ANDA for a generic drug containing the applicable product candidate. Litigation or other proceedings to enforce or defend intellectual property rights are often very complex in nature, may be very expensive and time-consuming, may divert our management's attention from our core business, and may result in unfavorable results that could limit our ability to prevent third parties from competing with our product candidates. Furthermore, because of the substantial amount of discovery required in connection with intellectual property litigation, there is a risk that some of our confidential information could be compromised by disclosure during this type of litigation.

***If we do not obtain protection under the Hatch-Waxman Amendments by obtaining data exclusivity, our business may be harmed.***

Our commercial success will largely depend on our ability to retain with respect to TriNav and other device technologies, and obtain with respect to SD-101 and other product candidates, market exclusivity in the United States and other countries. Depending upon the timing, duration and specifics of FDA marketing approval of our product candidates, certain of our product candidates may be eligible for marketing exclusivity.

The Federal Food, Drug and Cosmetic Act (“**FDC Act**”) provides a five-year period of non-patent marketing exclusivity within the United States to the first applicant to obtain approval of an NDA or Section 505(b)(2) NDA for a new chemical entity, or NCE. An NCE is a drug that contains no active moiety (the molecule or ion responsible for the action of the drug substance) that has been approved by FDA in any other NDA submitted under section 505(b) of the FDC Act. During the five-year NCE exclusivity period, the FDA may not accept for review or approve an abbreviated new drug application, or ANDA, or a Section 505(b)(2) NDA submitted by another company for another version of such drug where the applicant does not own or have a legal right of reference to all the data required for approval. However, an application may be submitted after four years if it contains a paragraph IV certification of patent invalidity, unenforceability, or non-infringement to one of the patents listed in the Orange Book, with the FDA by the innovator NDA holder.

The FDC Act also provides three years of marketing exclusivity for an NDA, or supplement to an existing NDA if new clinical investigations for a previously-approved active moiety, other than bioavailability studies, that were conducted or sponsored by the applicant are deemed by the FDA to be essential to the approval of the application, for example, new indications, dosages, dosage forms or strengths of an existing drug. This three-year exclusivity covers only the conditions associated with the new clinical investigations and prohibits the FDA from approving an ANDA, or a Section 505(b)(2) NDA submitted by another company with overlapping conditions associated with the new clinical investigations for the three-year period. Three-year exclusivity does not prohibit the FDA from approving ANDAs for drugs containing the original conditions of use, i.e., original indications.

If we are unable to obtain such marketing exclusivity for our product candidates, our competitors may be able to take advantage of our investment in development and clinical trials by referencing our approval to obtain approval of competing products and launch their product earlier than might otherwise be the case.

***Obtaining and maintaining our patent protection depends on compliance with various procedural, document submission, fee payment and other requirements imposed by governmental patent agencies, and our patent protection could be reduced or eliminated for non-compliance with these requirements.***

Periodic maintenance fees, renewal fees, annuity fees and various other governmental fees on patents and applications are required to be paid to the USPTO and various governmental patent agencies outside of the United States in several stages over the lifetime of the patents and applications. The USPTO and various non-U.S. governmental patent agencies require compliance with a number of procedural, documentary, fee payment and other similar provisions during the patent application process and after a patent has issued. There are situations in which non-compliance can result in abandonment or lapse of the patent or patent application, resulting in partial or complete loss of patent rights in the relevant jurisdiction.

***If our trademarks are not adequately protected, then we may not be able to build name recognition in our markets of interest and our business may be adversely affected.***

We rely on trademarks as one means to distinguish any of our products or product candidates that are approved for marketing from the products of our competitors. TriNav® and Pressure-Enabled Drug Delivery™ (PEDD™) are our trademarks and, in the United States, our trademarks may be challenged, infringed, circumvented or declared descriptive or generic or determined to be infringing on other marks. We may not be able to protect our rights to these trademarks or may be forced to stop using these names,

## [Table of Contents](#)

which we need for name recognition by potential partners or customers in our markets of interest. If we are unable to establish name recognition based on our trademarks, we may not be able to compete effectively.

### **Risks Related the Ownership of Our Securities**

***We have limited experience operating as a United States public company and may not be able to adequately develop and implement the governance, compliance, risk management and control infrastructure and culture required for a public company, including compliance with the Sarbanes Oxley Act.***

We have limited experience operating as a United States public company. Certain of our executive officers lack experience in managing a United States public company, which makes their ability to comply with applicable laws, rules and regulations uncertain. Our failure to comply with all laws, rules and regulations applicable to United States public companies could subject us and our management to regulatory scrutiny or sanction, which could harm our reputation and share price.

We have limited experience preparing and filing periodic or other reports with the SEC or complying with the other requirements of United States federal securities laws applicable to public companies. We also have limited experience establishing and maintaining the disclosure controls and procedures and internal controls over financial reporting applicable to a public company in the United States, including the Sarbanes-Oxley Act. Although we are in the process of developing and implementing our governance, compliance, risk management and control framework and culture required for a public company, we may not be able to meet the requisite standards expected by the SEC and/or our investors. We may also encounter errors, mistakes and lapses in processes and controls resulting in failures to meet the requisite standards expected of a public company.

As a United States public reporting company, we incur significant legal, accounting, insurance, compliance, and other expenses. We cannot predict or estimate the amount of additional costs we may incur or the timing of such costs. Compliance with reporting, internal control over financial reporting and corporate governance obligations requires members of our management and our finance and accounting staff to divert time and resources from other responsibilities to ensure these new regulatory requirements are fulfilled.

If we fail to adequately implement the required governance and control framework, we could be at greater risk of failing to comply with the rules or requirements associated with being a public company. Such failure could result in the loss of investor confidence, could harm our reputation, and cause the market price of our securities to decline. Other challenges in complying with these regulatory requirements may arise because we may not be able to complete our evaluation of compliance and any required remediation in a timely fashion. Furthermore, any current or future controls may be considered as inadequate due to changes or increased complexity in regulations, our operating environment or other reasons.

Due to inadequate governance and internal control policies, misstatements or omissions due to error or fraud may occur and may not be detected, which could result in failures to make required filings in a timely manner and make filings containing incorrect or misleading information. Any of these outcomes could result in SEC enforcement actions, monetary fines or other penalties, as well as damage to our reputation, business, financial condition, operating results and share price.

***We have incurred and will continue to incur increased costs as a result of operating as a public company, and our management now devotes substantial time to new compliance initiatives and corporate governance practices. We may fail to comply with the rules that apply to public companies, including Section 404 of the Sarbanes-Oxley Act, which could result in sanctions or other penalties that would adversely impact our business.***

As a public company, and particularly after we are no longer an “emerging growth company,” we incur significant legal, accounting, and other expenses that we did not incur as a private company, including costs resulting from public company reporting obligations under the Securities Act and the Exchange Act, and regulations regarding corporate governance practices. The Sarbanes-Oxley Act, the Dodd-Frank Wall Street Reform and Consumer Protection Act, the rules of the SEC, the listing requirements of the Nasdaq Stock Market, and other applicable securities rules and regulations impose various requirements on public companies, including establishment and maintenance of effective

disclosure and financial controls and corporate governance practices. We have begun to hire additional accounting, finance, and other personnel in connection with becoming a public company, and our management and other personnel devote a substantial amount of time towards maintaining compliance with these requirements. These requirements will increase our legal and financial compliance costs and will make some activities more time-consuming and costly. We are currently evaluating these rules and regulations and cannot predict or estimate the amount of additional costs we may incur or

## [Table of Contents](#)

the timing of such costs. These rules and regulations are often subject to varying interpretations, in many cases due to their lack of specificity, and, as a result, their application in practice may evolve over time as new guidance is provided by regulatory and governing bodies. This could result in continuing uncertainty regarding compliance matters and higher costs necessitated by ongoing revisions to disclosure and governance practices. We cannot predict or estimate the amount of additional costs we will incur as a result of becoming a public company or the timing of such costs. Any changes we make to comply with these obligations may not be sufficient to allow us to satisfy our obligations as a public company on a timely basis, or at all. These reporting requirements, rules and regulations, coupled with the increase in potential litigation exposure associated with being a public company, could also make it more difficult for us to attract and retain qualified persons to serve on the Board of Directors (the “**Board**”) or committees of the Board or to serve as executive officers, or to obtain certain types of insurance, including directors’ and officers’ insurance, on acceptable terms.

Pursuant to Sarbanes-Oxley Act Section 404, we are required to furnish a report by our management on our internal control over financial reporting beginning with the filing of our Annual Report on Form 10-K with the SEC for the year ending December 31, 2023. In order to continue to maintain effective internal controls to support growth and public company requirements, we will need additional financial personnel, systems and resources. However, while we remain an emerging growth company, we are not required to include an attestation report on internal control over financial reporting issued by our independent registered public accounting firm. To achieve compliance with Section 404 of the Sarbanes-Oxley Act within the prescribed period, we are engaged in a process to enhance our documentation and evaluate our internal control over financial reporting, which is both costly and challenging. In this regard, we will need to continue to dedicate internal resources, potentially engage outside consultants, adopt a detailed work plan to assess and document the adequacy of internal control over financial reporting, continue steps to improve control processes as appropriate, validate through testing that controls are functioning as documented, and implement a continuous reporting and improvement process for internal control over financial reporting. Despite our efforts, there is a risk that we will not be able to conclude, within the prescribed time frame or at all, that our internal control over financial reporting is effective as required by Sarbanes-Oxley Act Section 404. Our management has identified material weaknesses and, in the future, our management may identify one or more material weaknesses, which could result in an adverse reaction in the financial markets due to a loss of confidence in the reliability of our financial statements.

***Our management has identified material weaknesses in our internal control over financial reporting and we may identify additional material weaknesses in the future. If we fail to remediate the material weaknesses or if we otherwise fail to establish and maintain effective control over financial reporting, it may adversely affect our ability to accurately and timely report our financial results, and may adversely affect investor confidence and business operations.***

A material weakness is a deficiency or combination of deficiencies in internal control over financial reporting, such that there is a reasonable possibility that a material misstatement of the financial statements would not be prevented or detected on a timely basis.

In connection with our audited consolidated financial statements for the years ended December 31, 2021 and 2022, management identified material weaknesses in its internal control over financial reporting with respect (i) to a lack of sufficient number of trained resources with the appropriate skills and knowledge and with assigned responsibilities and accountability for the design and operation of internal controls over financial reporting and (ii) to inadequate internal controls over the valuation of the warrant and tranche rights and obligations and liabilities resulting from the series B-2 preferred stock financing, each described in more detail under the heading Part I – Item 4. Controls and Procedures in our Quarterly Report on Form 10-Q for the quarter ended September 30, 2023.

To the extent reasonably possible given our limited resources, we intend to take measures to cure the aforementioned weaknesses, including, but not limited to, increasing the capacity and quantity of our qualified financial personnel to ensure that accounting policies and procedures are consistent across the organization and that we have adequate control over our Exchange Act reporting disclosures.

Our management developed a remediation plan, and we are taking steps to remediate each of the material weaknesses described above. The material weaknesses will be considered remediated when our management designs and implements effective controls that operate for a sufficient period of time and management has concluded, through

testing, that these controls are designed and operating effectively. Our management will continue to monitor the effectiveness of the remediation plan and will make the changes it determines to be appropriate. Although our management intends to complete this remediation process as quickly as practicable, it cannot at this time estimate how long it will take, and initiatives may not prove to be successful in remediating the material weaknesses.

## [Table of Contents](#)

Furthermore, we cannot assure you that the remediation measures taken to date, and the actions we may take in the future, will be sufficient to remediate the control deficiencies that led to the material weaknesses in our internal controls over financial reporting described above or that we will prevent or avoid potential future material weaknesses. Further, additional weaknesses in our disclosure controls and internal controls over financial reporting may be discovered in the future. Any failure to develop or maintain effective controls or any difficulties encountered in their implementation or improvement could limit our ability to prevent or detect a misstatement of our accounts or disclosures that could result in material errors in our annual or interim financial statements. In such case, we may be unable to maintain compliance with securities law requirements regarding timely filing of periodic reports in addition to the listing requirements of Nasdaq, investors may lose confidence in our financial reporting and our stock price may decline as a result. In addition, we could be subject to sanctions or investigations by the SEC, Nasdaq or other regulatory authorities as well as shareholder litigation which would require additional financial and management resources, and investors may lose confidence in our financial reporting and our stock price may decline as a result. As a result, our ability to obtain financing, or financing on favorable terms, could be materially and adversely affected, which in turn, could materially and adversely affect our business, financial condition and the market value of our common stock and require us to incur additional costs to improve our internal control systems and procedures. In addition, perceptions of us among customers, partners, investors, securities analysts and others could also be adversely affected.

***If we fail to maintain an effective system of disclosure controls and internal control over financial reporting, our ability to produce timely and accurate financial statements or comply with applicable regulations could be impaired.***

As a public company, we are required to comply with the requirements of the Sarbanes-Oxley Act, including, among other things, maintaining effective disclosure controls and procedures and internal control over financial reporting. We continue to develop and refine our disclosure controls and other procedures that are designed to ensure that the information we are required to disclose in the reports that we file with the SEC is recorded, processed, summarized, and reported within the time periods specified in SEC rules and forms and that information required to be disclosed in reports under the Exchange Act is accumulated and communicated to our management, including our principal executive and financial officers.

We must continue to improve our internal control over financial reporting. Our management will be required to make a formal assessment of the effectiveness of our internal control over financial reporting pursuant to Sarbanes-Oxley Act Section 404(a), and we may in the future be required to include an attestation report on internal control over financial reporting issued by our independent registered public accounting firm. To achieve compliance with these requirements within the prescribed time period, we will be engaging in a process to document and evaluate our internal control over financial reporting, which is both costly and challenging. In this regard, we will need to continue to dedicate internal resources, potentially engage outside consultants and adopt a detailed work plan to assess and document the adequacy of our internal control over financial reporting, validate through testing that controls are functioning as documented and implement a continuous reporting and improvement process for internal control over financial reporting. There is a risk that we will not be able to conclude, within the prescribed time period or at all, that our internal control over financial reporting is effective as required by Section 404 of the Sarbanes-Oxley Act.

Any failure to implement and maintain effective disclosure controls and procedures and internal control over financial reporting, including the identification of one or more material weaknesses, could cause investors to lose confidence in the accuracy and completeness of our financial statements and reports, which would likely adversely affect the market price of our Common Stock. In addition, we could be subject to sanctions or investigations by the stock exchange on which our Common Stock is listed, the SEC and other regulatory authorities.

***The price of our Common Stock and Public Warrants has been and may continue be volatile.***

The price of our Common Stock and Public Warrants has been and may continue to be volatile. From August 11, 2023, the date our Common Stock and Public Warrants began trading on Nasdaq following the Business Combination, through December 8, 2023, the closing price of our Common Stock has fluctuated from a low of \$3.62 to a high of \$12.00 per share, and the closing price of our Public Warrants has fluctuated from a low of \$0.12 to a high of \$0.41 per Public Warrant. The price of our Common Stock and Public Warrants may continue to fluctuate in the future due to a variety of factors, including, without limitation:



- the volume and timing of sales of TriNav or other products;
- the introduction of new products or product enhancements by us or others in our industry;

## [Table of Contents](#)

- the timing and results of clinical trials of any of our product candidates;
- regulatory actions with respect to our product candidates or our competitors' products and product candidates;
- the success of existing or new competitive products or technologies;
- announcements by us or our competitors of significant acquisitions, strategic partnerships, joint ventures, collaborations or capital commitments;
- establishment or termination of collaborations for our product candidates or development programs;
- failure or discontinuation of any of our development programs;
- results of clinical trials of product candidates of our competitors;
- regulatory or legal developments in the United States and other countries;
- developments or disputes concerning patent applications, issued patents or other proprietary rights;
- the level of expenses related to any of our product candidates or development programs;
- the results of our efforts to discover, develop, acquire or in-license additional product candidates or products;
- actual or anticipated changes in estimates as to financial results or development timelines;
- actual or anticipated fluctuations in our quarterly or annual operating results;
- publication of research reports by securities analysts about us or our competitors or our industry;
- the public's reaction to our press releases, our other public announcements and our filings with the SEC;
- our failure or the failure of our competitors to meet analysts' projections or guidance that we or our competitors may give to the market;
- additions and departures of key personnel;
- changes in laws and regulations affecting our business;
- commencement of, or involvement in, litigation involving us;
- changes in our capital structure, such as future issuances of securities or the incurrence of additional debt;
- the volume of shares of Common Stock available for public sale;
- general economic and political conditions, such as recessions, interest rates, social, political and economic risks and acts of war or terrorism; and
- that the information we are required to disclose in the reports that we file with the SEC is recorded, processed, summarized, and reported within the time periods specified in SEC rules and forms and that information required to be disclosed in reports under the Exchange Act is accumulated and communicated to our management, including our principal executive and financial officers.



## [Table of Contents](#)

These market and industry factors may materially reduce the market price of our Common Stock and Warrants regardless of our operating performance. It is also possible that an active trading market will not be sustained. Any of these effects would make it difficult for you to sell shares of our Common Stock or our Warrants at an attractive price or at all.

### ***We may be unable to maintain the listing of our securities on Nasdaq in the future.***

We cannot guarantee that our securities will continue to be listed on Nasdaq. If we fail to meet the requirements of the applicable listing rules, such failure may result in a suspension of the trading of our shares or delisting in the future. This may further result in legal or regulatory proceedings, fines and other penalties, legal liability for us, the inability for our stockholders to trade their shares and negatively impact our share price, reputation, operations and financial position, as well as our ability to conduct future fundraising activities. If Nasdaq delists our securities and we are not able to list our securities on another national securities exchange, we expect that our securities could be quoted on an over-the-counter market. If this were to occur, we could face significant material adverse consequences, including:

- a limited availability of market quotations for our securities;
- reduced liquidity for our securities;
- a limited amount of news and analyst coverage for the company; and
- a decreased ability to issue additional securities or obtain additional financing in the future.

### ***Unstable market and economic conditions may have serious adverse consequences on our business, financial condition and share price.***

The global economy, including credit and financial markets, has experienced extreme volatility and disruptions, including severely diminished liquidity and credit availability, declines in consumer confidence, declines in economic growth, increases in unemployment rates, increases in inflation rates, higher interest rates and uncertainty about economic stability. For example, the COVID-19 pandemic resulted in widespread unemployment, economic slowdown and extreme volatility in the capital markets. Similarly, Russia's ongoing incursion of Ukraine has created extreme volatility in the global capital markets and is expected to have further global economic consequences, including disruptions of the global supply chain and energy markets; it is possible that the war in Israel may have similar effects. There have also recently been disruptions to the U.S. banking system due to bank failures, particularly in light of the recent events that have occurred with respect to Silicon Valley Bank, Signature Bank, and First Republic Bank. Any such volatility and disruptions may have adverse consequences on us or the third parties on whom we rely. If the equity and credit markets deteriorate, including as a result of political unrest or war, it may make any necessary debt or equity financing more difficult to obtain in a timely manner or on favorable terms, more costly or more dilutive. Increased inflation rates can adversely affect us by increasing our costs, including labor and employee benefit costs. In addition, higher inflation could also increase customers' operating costs, which could result in reduced budgets for customers and potentially less demand for our products and services. Any significant increases in inflation and related increase in interest rates could have a material adverse effect on our business, results of operations and financial condition.

### ***If our operating and financial performance in any given period does not meet the guidance provided to the public or the expectations of investment analysts, the market price of Common Stock may decline.***

We may, but are not obligated to, provide public guidance on our expected operating and financial results for future periods. Any such guidance will consist of forward-looking statements, subject to the risks and uncertainties described in this filing and in our public filings and public statements. The ability to provide this public guidance, and the ability to accurately forecast our results of operations, will be impacted by a number of factors, many of which are out of our control. Actual results may not always be in line with or exceed any guidance we have provided, especially in times of economic or regulatory uncertainty. If, in the future, our operating or financial results for a particular period do not meet any guidance provided or the expectations of investment analysts, or if we reduce our guidance for future periods, the market price of Common Stock may decline as well. Even if we issue public guidance, there can be no assurance that we will continue to do so in the future.



***We could be subject to securities class action litigation.***

In the past, securities class action litigation has often been brought against a company following a decline in the market price of our securities. This risk is especially relevant for us because life sciences companies have experienced significant stock price volatility in recent years. If we face such litigation, it could result in substantial costs and a diversion of management's attention and our resources, which could harm our business.

***Reports published by analysts, including projections in those reports that differ from our actual results, could adversely affect the price and trading volume of our securities.***

Securities research analysts may establish and publish their own periodic projections of us. These projections may vary widely and may not accurately predict the results that we actually achieve. Our share price may decline if our actual results do not match the projections of these securities research analysts. Similarly, if one or more of the analysts who write reports on us downgrades our stock or publishes inaccurate or unfavorable research about our business, our share price could decline. If one or more of these analysts ceases coverage of us or fails to publish reports on us regularly, our share price or trading volume could decline. While we expect research analyst coverage to continue, if analysts cease to continue coverage of us, the market price and volume for our securities could be adversely affected.

***Our Warrants are exercisable for Common Stock, the exercise of which would increase the number of shares eligible for future resale in the public market and result in dilution to our shareholders.***

Our Public Warrants, Private Placement Warrants and Conversion Warrants became exercisable on September 10, 2023 in accordance with the terms of that certain warrant agreement, dated December 17, 2020 by and between us and Continental Stock Transfer & Trust Company, as warrant agent (the "**Warrant Agreement**"). The exercise price of the Warrants is \$11.50 per share, or approximately \$163.8 million in the aggregate, assuming none of the Warrants are exercised through "cashless" exercise. We believe the likelihood that warrant holders will exercise their warrants, and therefore the amount of cash proceeds that we would receive, is dependent upon the trading price of our Common Stock. So long as the trading price for our Common Stock is less than \$11.50 per share, meaning the Warrants are "out of the money," we believe holders of our Warrants that were issued will be unlikely to exercise their warrants on a cash basis. On December 8, 2023, the last reported sales price of our Common Stock was \$4.00 per share and the last reported sales price of our Public Warrants was \$0.24 per warrant, both of which are lower than the exercise price of the Warrants. To the extent such Warrants are exercised, additional Common Stock will be issued, which will result in dilution to the holders of Common Stock and will increase the number of shares eligible for resale in the public market. Sales of substantial numbers of such shares in the public market or the fact that such warrants may be exercised could adversely affect the market price of Common Stock.

***We are an emerging growth company as well as a smaller reporting company within the meaning of the Securities Act and, if we take advantage of certain exemptions from disclosure requirements available to "emerging growth companies," our securities may be less attractive to investors and it may be more difficult to compare our performance with other public companies.***

We qualify as an emerging growth company under SEC rules. As an emerging growth company, we are permitted and plan to rely on exemptions from certain disclosure requirements that are applicable to other public companies that are not emerging growth companies. These provisions include: (1) presenting only two years of audited financial statements; (2) presenting only two years of related selected financial data and "Management's Discussion and Analysis of Financial Condition and Results of Operations" disclosure; (3) an exemption from compliance with the auditor attestation requirement in the assessment of internal control over financial reporting pursuant to Section 404 of Sarbanes-Oxley; (4) not being required to comply with any requirement that may be adopted by the Public Company Accounting Oversight Board regarding mandatory audit firm rotation or a supplement to the auditor's report providing additional information about the audit and the financial statements; (5) reduced disclosure obligations regarding executive compensation arrangements in periodic reports, registration statements, and proxy statements; and (6) exemptions from the requirements of holding a nonbinding advisory vote on executive compensation and stockholder approval of any golden parachute payments not previously approved. As a result, the information we provide will be different than the information that is available with respect to other public companies that are not emerging growth companies. If some investors find our Common Stock less attractive as a result, there may be a less

active trading market for the Common Stock, and its market price may be more volatile. We will remain an emerging growth company until the earlier of: (1) the last day of the fiscal year (a) following the fifth anniversary of the closing of MTAC's initial public offering (i.e., December 31, 2025), (b) in which we have total annual gross revenue of at least \$1.235 billion or (c) in which we are deemed to be a "large accelerated filer" under the rules of the SEC, which means the market value of our common

## [Table of Contents](#)

equity that is held by non-affiliates exceeds \$700 million as of the end of the prior fiscal year's second fiscal quarter; and (2) the date on which we will have issued more than \$1.0 billion in non-convertible debt securities during the prior three-year period.

Additionally, we qualify as a "smaller reporting company" as defined in Item 10(f)(1) of Regulation S-K. Smaller reporting companies may take advantage of certain reduced disclosure obligations, including, among other things, providing only two years of audited financial statements. We will remain a smaller reporting company until the last day of the fiscal year in which (1) the market value of our Common Stock held by non-affiliates exceeds \$250 million as of the end of that year's second fiscal quarter, or (2) our annual revenues exceeded \$100 million during such completed fiscal year and the market value of Common Stock held by non-affiliates equals or exceeds \$700 million as of the end of that year's second fiscal quarter. To the extent that we take advantage of such reduced disclosure obligations, it may also make comparison of our financial statements with other public companies difficult or impossible.

***Our Warrants may not be exercised at all or may be exercised on a cashless basis and we may not receive any cash proceeds from the exercise of the Warrants.***

The exercise price of the Warrants may be higher than the prevailing market price of the underlying shares of Common Stock. The exercise price of the Warrants is subject to market conditions and may not be advantageous if the prevailing market price of the underlying shares of Common Stock is lower than the exercise price. The cash proceeds associated with the exercise of Warrants to purchase our Common Stock are contingent upon our stock price. The value of our Common Stock will fluctuate and may not align with the exercise price of the Warrants at any given time. As of December 8, 2023, the last reported sales price of our Common Stock was \$4.00 per share. So long as the trading price of our Common Stock is less than \$11.50, meaning the Warrants are "out of the money," meaning the exercise price is higher than the market price of our Common Stock, we believe that holders of the Warrants are unlikely to choose to exercise their Warrants. As a result, we may not receive any proceeds from the exercise of the Warrants.

Furthermore, to the extent that the Private Placement Warrants or Conversion Warrants are exercised on a "cashless basis," we may not receive cash upon their exercise. A cashless exercise allows holders of such Warrants to convert the Warrants into shares of our Common Stock without the need for a cash payment. Instead of paying cash upon exercise, the warrant holder would receive a reduced number of shares based on a predetermined formula. As a result, the number of shares issued through a cashless exercise will be lower than if the Private Placement Warrants or Conversion Warrants were exercised on a cash basis, which could impact the cash proceeds we receive from the exercise of such Warrants.

The Public Warrants may only be exercised for cash provided there is then an effective registration statement registering the shares of Common Stock issuable upon the exercise of such Warrants. If there is not a then-effective registration statement, then such Public Warrants may be exercised on a "cashless basis," pursuant to an available exemption from registration under the Securities Act.

***Anti-takeover provisions contained in our Certificate of Incorporation and Bylaws, as well as provisions of Delaware law, could limit the ability of stockholders to take certain actions and could delay or discourage takeover attempts that stockholders may consider favorable.***

Our Certificate of Incorporation and Bylaws contain provisions that may discourage unsolicited takeover proposals that stockholders may consider to be in their best interests. These provisions could also make it difficult for stockholders to take certain actions, including electing directors who are not nominated by the Board or taking other corporate actions, including effecting changes in our management. We are also subject to anti-takeover provisions under Delaware law, which could delay or prevent a change of control. Together these provisions may discourage transactions that otherwise could involve the payment of a premium over prevailing market prices for our securities. These provisions include:

- no cumulative voting in the election of directors, which limits the ability of minority stockholders to elect director candidates;



- a classified board of directors with three-year staggered terms, which could delay the ability of stockholders to change the membership of a majority of the Board;
- the right of the Board to elect a director to fill a vacancy created by the expansion of the Board or the resignation, death or removal of a director in certain circumstances, which prevents stockholders from being able to fill vacancies on the Board;

## [Table of Contents](#)

- a prohibition on stockholder action by written consent, which forces stockholder action to be taken at an annual or special meeting of our stockholders;
- the requirement that a special meeting of stockholders may only be called by a majority of the Board, the chairperson of the Board, or our chief executive officer which may delay the ability of our stockholders to force consideration of a proposal or to take action, including the removal of directors;
- the ability of the Board to issue shares of preferred stock, including “blank check” preferred stock and to determine the price and other terms of those shares, including preferences and voting rights, without stockholder approval, which could be used to significantly dilute the ownership of a hostile acquirer;
- limitation of the liability of, and the indemnification of, our directors and officers;
- the ability of the Board to amend our Bylaws, which may allow the Board to take additional actions to prevent an unsolicited takeover and inhibit the ability of an acquirer to amend the Bylaws to facilitate an unsolicited takeover attempt; and
- advance notice procedures with which stockholders must comply to nominate candidates to the Board or to propose matters to be acted upon at a stockholders’ meeting, which could preclude stockholders from bringing matters before annual or special meetings of stockholders and delay changes in the Board, and also may discourage or deter a potential acquirer from conducting a solicitation of proxies to elect the potential acquirer’s own slate of directors or otherwise attempting to obtain control of us.

These provisions, alone or together, could delay or prevent hostile takeovers and changes in control of us or changes in our Board and our management.

As a Delaware corporation, we are also subject to provisions of Delaware law, including Section 203 of the General Corporation Law of the State of Delaware (the “**DGCL**”), which prevents some stockholders who hold more than 15% of our outstanding Common Stock from engaging in certain business combinations without approval of the holders of substantially all of our Common Stock. Any provision of our Certificate of Incorporation and Bylaws or Delaware law that has the effect of delaying or deterring a change in control could limit the opportunity for stockholders to receive a premium for their shares of Common Stock and could also affect the price that some investors are willing to pay for Common Stock.

***Our Certificate of Incorporation designates the Delaware Court of Chancery or Delaware state or United States federal district courts as the sole and exclusive forum for substantially all disputes between us and our stockholders, which could limit such stockholders’ ability to obtain a favorable judicial forum for disputes with us or our directors, officers, other employees or other stockholders.***

Our Certificate of Incorporation provides that, unless we consent in writing to the selection of an alternative forum, the Court of Chancery of the State of Delaware (or, if the Court of Chancery of the State of Delaware lacks subject matter jurisdiction, any state court located within the State of Delaware or, if all such state courts lack subject matter jurisdiction, the federal district court for the District of Delaware) shall be the sole and exclusive forum for state law claims for (i) any derivative claim or cause of action brought on behalf of us; (ii) any action asserting a claim of breach of a fiduciary duty owed by any of our current or former directors, officers, other employees or stockholders, us or our stockholder; (iii) any action against us or any of our current or former directors, officers or other employees asserting a claim arising pursuant to any provision of the DGCL, our Certificate of Incorporation or Bylaws; (iv) any claim or cause of action seeking to interpret, apply, enforce or determine the validity of our Certificate of Incorporation or Bylaws (as each may be amended from time to time, including any right, obligation, or remedy thereunder); (v) any claim or cause of action as to which the DGCL confers jurisdiction on the Delaware Court of Chancery; and (vi) any action asserting a claim against us or any of our current or former directors, officers or other employees governed by the internal affairs doctrine or otherwise related to our internal affairs. The foregoing provisions will not apply to any claims as to which the Delaware Court of Chancery determines that there is an indispensable party not subject to the jurisdiction of such court, which is rested in the exclusive jurisdiction of a court or forum other than such court.



## [Table of Contents](#)

Section 22 of the Securities Act creates concurrent jurisdiction for federal and state courts over all suits brought to enforce any duty or liability created by the Securities Act or the rules or regulations promulgated thereunder. Accordingly, both state and federal courts have jurisdiction to entertain such Securities Act claims. To prevent having to litigate claims in multiple jurisdictions and the threat of inconsistent or contrary rulings by different courts, among other considerations, our Certificate of Incorporation provides that, unless we consent in writing to the selection of an alternative forum, the federal district courts of the United States of America shall be the sole and exclusive forum for the resolution of any complaint asserting a cause of action arising under the Securities Act.

Any person or entity purchasing or otherwise acquiring, holding or owning (or continuing to hold or own) any interest in any of our securities shall be deemed to have notice of and consented to the forum provisions in our Certificate of Incorporation. Although we believe these exclusive forum provisions will benefit us by providing increased consistency in the application of Delaware law and federal securities laws in the types of lawsuits to which each applies, the exclusive forum provisions may limit a stockholder's ability to bring a claim in a judicial forum that it finds favorable for disputes with us or any of our directors, officers, other employees or stockholders, which may discourage lawsuits with respect to such claims. There is uncertainty as to whether a court would enforce such provisions, and the enforceability of similar choice of forum provisions in other companies' charter documents has been challenged in legal proceedings. It is possible that a court could find these types of provisions to be inapplicable or unenforceable, and if a court were to find the choice of forum provision contained in our Certificate of Incorporation to be inapplicable or unenforceable in an action, we may incur additional costs associated with resolving such action in other jurisdictions, which could harm our business, results of operations and financial condition. Furthermore, investors cannot waive compliance with the federal securities laws and rules and regulations promulgated thereunder.

***Our Certificate of Incorporation, to the extent permitted by applicable law, contains provisions renouncing our interest and expectation to participate in certain corporate opportunities identified or presented to our non-employee directors or stockholders.***

Our officers and directors and their respective affiliates may hold, and may, from time to time in the future, acquire interests in or provide advice to businesses that directly or indirectly compete with certain areas of our business. Our Certificate of Incorporation provides that we renounce, to the fullest extent permitted by Delaware or other applicable law, any expectancy that any of our non-employee directors, stockholders or the affiliates of such stockholders will offer any corporate opportunity of which such director or stockholder may become aware to us except with respect to a corporate opportunity that was offered to a director solely in his or her capacity as our director and (i) such opportunity is one we are legally and contractually permitted to undertake and (ii) the director is permitted to refer that opportunity to us without violating any legal obligation. As a result, these arrangements could adversely affect our business, results of operations, financial condition or prospects if attractive business opportunities are allocated to any of our non-employee directors, stockholders or the affiliates of such stockholders instead of to us.

## COMMITTED EQUITY FINANCING

On October 2, 2023, we entered into the SEPA with Yorkville. Pursuant to the SEPA, we have the right to sell to Yorkville, from time to time, up to \$30.0 million of shares of our Common Stock, subject to certain limitations and conditions set forth therein. Sales of Common Stock to Yorkville under the SEPA, and the timing of any such sales, are at our option, and we are under no obligation to sell any securities to Yorkville under the SEPA other than the Yorkville Commitment Shares.

Upon the satisfaction of the conditions to Yorkville's purchase obligation set forth in the SEPA, including the registration of shares of Common Stock issuable pursuant to the SEPA, we will have the right, but not the obligation, from time to time at our discretion until the first day of the month next following the 24-month anniversary of the date of the SEPA, to require Yorkville to purchase a specified amount of shares of Common Stock by delivering written notice to Yorkville. We will, in our sole discretion, select the amount of the advance that we desire to issue and sell to Yorkville in each Advance Notice (as defined in the SEPA), subject to a maximum limit equal to the greater of: (i) an amount equal to 100% of the average of the daily volume traded of the Company's Common Stock on Nasdaq for the 10 trading days immediately preceding an Advance Notice, or (ii) 1,000,000 shares of Common Stock. The shares will be issued and sold to Yorkville at a per share price equal to, at the election of the Company as specified in the relevant Advance Notice: (i) 96% of the Market Price (as defined below) for any period commencing on the receipt of the Advance Notice by Yorkville and ending on 4:00 p.m. New York City time on the applicable Advance notice date (the "**Option 1 Pricing Period**"), and (ii) 97% of the Market Price for any three consecutive trading days commencing on the Advance notice date (the "**Option 2 Pricing Period**," and each of the Option 1 Pricing Period and the Option 2 Pricing Period, a "**Pricing Period**"). "**Market Price**" is defined as, for any Option 1 Pricing Period, the daily volume weighted average price ("**VWAP**") of the Common Stock on Nasdaq during the Option 1 Pricing Period, and for any Option 2 Pricing Period, the lowest VWAP of the Common Stock on the Nasdaq during the Option 2 Pricing Period. If, with respect to an Option 1 Pricing Period, the total number of shares of Common Stock traded on Nasdaq during the applicable Pricing Period is less than the Volume Threshold (as defined below), then the number of shares of Common Stock issued and sold pursuant to such Advance notice will be reduced to the greater of (a) 30% of the trading volume of the Common Stock on Nasdaq during the relevant Pricing Period as reported by Bloomberg L.P., (b) the number of shares of Common Stock sold by Yorkville during such Pricing Period or (c) 100,000 shares of Common Stock, but in each case not to exceed the amount requested in the Advance notice. "Volume Threshold" is defined as a number of shares of Common Stock equal to the quotient of (a) the number of shares in the Advance notice requested by the Company divided by (b) 0.30.

Under applicable Nasdaq rules and pursuant to the SEPA, in no event may we issue or sell to the Selling Securityholder shares of our Common Stock in excess of 5,260,704 shares, which is 19.9% of the shares of Common Stock outstanding immediately prior to the execution of the SEPA, unless (i) we obtain stockholder approval to issue shares of Common Stock in excess of the Exchange Cap or (ii) the average price of all applicable sales of Common Stock hereunder (including the Commitment Shares in the number of shares sold for these purposes) equals or exceeds \$5.12 (reference price under Nasdaq Rules) per share (which represents the lower of (i) the Nasdaq Official Closing Price (as reflected on Nasdaq.com) immediately preceding the signing of the Purchase Agreement; or (ii) the average Nasdaq Official Closing Price of the Common Stock (as reflected on Nasdaq.com) for the five trading days immediately preceding the signing of the EPA). In any event, we may not issue or sell any shares of our Common Stock under the SEPA if such issuance or sale would breach any applicable Nasdaq listing rules.

We will control the timing and amount of any sales of Common Stock to Yorkville. Actual sales of shares of our Common Stock to Yorkville under the SEPA will depend on a variety of factors to be determined by us from time to time, which may include, among other things, market conditions, the trading price of our Common Stock and determinations by us as to the appropriate sources of funding for our business and its operations.

We may not issue or sell any shares of Common Stock to Yorkville under the SEPA which, when aggregated with all other shares of Common Stock then beneficially owned by Yorkville and its affiliates (as calculated pursuant to Section 13(d) of the Exchange Act and Rule 13d-3 promulgated thereunder), would result in Yorkville and its affiliates beneficially owning more than 4.99% of the outstanding shares of Common Stock (the "**Beneficial Ownership Limitation**"). However, the Beneficial Ownership Limitation does not prevent Yorkville from selling some or all of the

shares of Common Stock it acquires and then acquiring additional shares, consequently resulting in Yorkville being able to sell in excess of the 4.99% Beneficial Ownership Limitation despite not holding more than 4.99% of TriSalus's outstanding shares of Common Stock at any given time. The Beneficial Ownership Limitation was set as agreed to by the parties to the SEPA.

## [Table of Contents](#)

The net proceeds to us under the SEPA will depend on the frequency and prices at which we sell shares of Common Stock to Yorkville. Upon the effectiveness of the registration statement of which this prospectus forms a part, we expect that any proceeds received by us from such sales to Yorkville will be used for working capital and general corporate purposes.

The Yorkville Investor has agreed that, except as otherwise expressly provided in the SEPA, it and its affiliates will not engage in any short sales of the Common Stock during the term of the SEPA.

The SEPA will automatically terminate on the earliest to occur of (i) the first day of the month next following the 24-month anniversary of the date of the SEPA or (ii) the date on which Yorkville shall have purchased from us under the SEPA \$30.0 million of shares of our Common Stock. We have the right to terminate the SEPA upon five (5) trading days' prior written notice to Yorkville, provided that there are no outstanding Advance Notices under which we are yet to issue Common Stock and provided that we have paid all amounts owed to Yorkville pursuant to the SEPA. We and Yorkville may also agree to terminate the SEPA by mutual written consent. Neither we nor Yorkville may assign or transfer our respective rights and obligations under the SEPA, and no provision of the SEPA may be modified or waived by us or Yorkville other than by an instrument in writing signed by both parties.

As consideration for Yorkville's commitment to purchase shares of Common Stock at our direction upon the terms and subject to the conditions set forth in the SEPA, upon execution of the SEPA, we paid a structuring fee and a commitment fee in an aggregate amount of \$325,000.

The SEPA contains customary representations, warranties, conditions and indemnification obligations of the parties. The representations, warranties and covenants contained in the SEPA were made only for purposes of such agreement and as of specific dates, were solely for the benefit of the parties to such agreement and may be subject to limitations agreed upon by the contracting parties.

The description of the SEPA does not purport to be complete and is qualified in its entirety by reference to the full text of the SEPA, a copy of which is filed as an exhibit to this registration statement of which this prospectus forms a part and is incorporated herein by reference.

Because the purchase price per share to be paid by the Selling Securityholder for the shares of Common Stock that we may elect to sell to the Selling Securityholder under the SEPA, if any, will fluctuate based on the market prices of our Common Stock during the applicable pricing period, as of the date of this prospectus we cannot reliably predict the number of shares of Common Stock that we will sell to the Selling Securityholder under the SEPA, the actual purchase price per share to be paid by the Selling Securityholder for those shares, or the actual gross proceeds to be raised by us from those sales, if any. As of December 8, 2023, there were 26,387,321 shares of Common Stock outstanding, of which 14,398,246 shares were held by non-affiliates. If all of the 5,859,375 shares offered for resale by the Selling Securityholder under the registration statement of which this prospectus forms a part were issued and outstanding as of December 8, 2023, such shares would represent approximately 18.17% of the total number of shares of our Common Stock outstanding and approximately 62.82% of the total number of outstanding shares of Common Stock held by non-affiliates.

Although the SEPA provides that we may, in our discretion, from time to time after the date of this prospectus and during the term of the SEPA, direct the Selling Securityholder to purchase shares of our Common Stock from us in one or more Advances under the SEPA, for a maximum aggregate purchase price of up to \$30.0 million, only 5,859,375 Purchase Shares (are being registered for resale under the registration statement of which this prospectus forms a part). While the market price of our Common Stock may fluctuate from time to time after the date of this prospectus and, as a result, the actual purchase price to be paid by the Selling Securityholder under the SEPA for shares of our Common Stock, if any, may also fluctuate, in order for us to receive the full amount of the Selling Securityholder's commitment under the SEPA, it is possible that we may need to issue and sell more than the number of shares being registered for resale under the registration statement of which this prospectus forms a part.

If it becomes necessary for us to issue and sell to the Selling Securityholder more shares than are being registered for resale under this prospectus in order to receive aggregate gross proceeds equal to \$30.0 million under the SEPA, we must first (i) to the extent necessary, obtain stockholder approval prior to issuing shares of the Common Stock in excess

of the Exchange Cap in accordance with applicable Nasdaq rules, and (ii) file with the SEC one or more additional registration statements to register under the Securities Act the resale by the Selling Securityholder of any such additional shares of our Common Stock, which the SEC must declare effective, in each case, before we may elect to sell any additional shares of our Common Stock to the Selling Securityholder under the SEPA. The



## [Table of Contents](#)

number of shares of our Common Stock ultimately offered for resale by the Selling Securityholder depends upon the number of shares of Common Stock, if any, we ultimately sell to the Selling Securityholder under the SEPA.

The issuance, if any, of shares of our Common Stock to the Selling Securityholder pursuant to the SEPA would not affect the rights or privileges of our existing stockholders, except that the economic and voting interests of each of our existing stockholders would be diluted. Although the number of shares of our Common Stock that our existing stockholders own would not decrease as a result of sales, if any, under the SEPA, the shares of our Common Stock owned by our existing stockholders would represent a smaller percentage of our total outstanding shares of our Common Stock after any such issuance.

The following table sets forth the amount of gross proceeds, before deducting any discount to the Selling Securityholder or expenses payable by us, we would receive from the Selling Securityholder from our sale of up to \$30.0 million in shares of Common Stock to the Selling Securityholder under the SEPA at varying purchase prices:

Assumed Average Purchase Price Per Share	Number of Shares to be Issued if Full Purchase Price <sup>(1)</sup>	Percentage of Outstanding Shares of Class After Giving Effect to the Issuance to the Selling Securityholder <sup>(2)</sup>	Gross Proceeds from the Sale of Shares to the Selling Stockholder Under the SEPA
\$ 4.94 <sup>(3)</sup>	6,072,847	18.71 %	\$ 29,999,997.56
\$ 5.12 <sup>(4)</sup>	5,859,375	18.17 %	\$ 30,000,000.00
\$ 5.50	5,454,545	17.13 %	\$ 29,999,997.50
\$ 6.00	5,000,000	15.93 %	\$ 30,000,000.00
\$ 6.50	4,615,384	14.89 %	\$ 29,999,996.00
\$ 7.00	4,285,714	13.97 %	\$ 29,999,998.00
\$ 7.50	4,000,000	13.16 %	\$ 30,000,000.00

- (1) The number of shares of Common Stock offered by this prospectus may not cover all the shares we ultimately sell to the Selling Securityholder under the SEPA, depending on the purchase price per share. The assumed average purchase prices are solely for illustration and are not intended to be estimates or predictions of future stock performance.
- (2) The denominator is based on 26,387,321 shares of Common Stock outstanding as of December 8, 2023, adjusted to include the issuance of the number of shares set forth in the second column that we would have sold to the Selling Securityholder, assuming the average purchase price in the first column. The numerator is based on the number of shares of Common Stock set forth in the second column.
- (3) Represents the closing price of the Common Stock on Nasdaq on December 11, 2023.
- (4) Represents the closing price of the Common Stock on Nasdaq on October 2, 2023.

## USE OF PROCEEDS

All of the shares of our Common Stock offered by the Selling Securityholder pursuant to this prospectus will be sold by the Selling Securityholder for its own respective account. We will not receive any of the direct proceeds from these sales. However, we expect to receive proceeds under the SEPA from sales of Common Stock that we may elect to make to the Selling Securityholder pursuant to the SEPA, if any, from time to time in our discretion. See the section of this prospectus titled “*Plan of Distribution*” elsewhere in this prospectus for more information.

We expect to use any proceeds that we receive under the SEPA for working capital and general corporate purposes. As of the date of this prospectus, we cannot specify with certainty all of the particular uses, and the respective amounts we may allocate to those uses, for any net proceeds we receive. Accordingly, we will retain broad discretion over the use of these proceeds.

### **DETERMINATION OF OFFERING PRICE**

We cannot currently determine the price or prices at which shares of Common Stock may be sold by the Selling Securityholder under this prospectus.

## MARKET INFORMATION FOR SECURITIES AND DIVIDEND POLICY

### Market Information

Our Common Stock and Public Warrants are currently listed on Nasdaq Global Market under the symbols “TLSI” and “TLSIW,” respectively. Prior to the Closing, MTAC’s units, Class A and Class B Common Stock and Public Warrants were historically quoted on the Nasdaq Capital Market under the symbols “MTACU,” “MTAC” and “MTACW,” respectively. As of December 8, 2023, there were 272 holders of record of the Common Stock and 1 holder of record of our Public Warrants. We currently do not intend to list the Private Placement Warrants on any stock exchange or stock market.

### Dividend Policy

We have not declared or paid any dividends on shares of Common Stock to date. We anticipate that we will retain our future earnings to finance the further development and expansion of our business and do not intend to pay cash dividends in the foreseeable future. Any future determination to pay dividends will be at the discretion of the Board and will depend on our financial condition, results of operations, capital requirements and future agreements and financing instruments, business prospects, and such other factors as the Board deems relevant.

## MANAGEMENT'S DISCUSSION AND ANALYSIS OF FINANCIAL CONDITION AND RESULTS OF OPERATIONS

*The following discussion and analysis of our financial condition and results of operations should be read in conjunction with our unaudited interim consolidated financial statements and the related notes thereto as of September 30, 2023, and for the three and nine months ended September 30, 2023 and 2022, included elsewhere in this prospectus and our audited consolidated financial statements as of and for the fiscal year ended December 31, 2022, included elsewhere in this prospectus. This discussion and analysis contains forward-looking statements, such as statements of our plans, objectives, expectations and intentions. Any statements that are not statements of historical fact are forward-looking statements. When used, the words "believe," "plan," "intend," "anticipate," "target," "estimate," "expect," "will," "continue," "project," and the like, and/or future tense or conditional constructions ("will," "may," "could," "should," etc.), or similar expressions, identify certain of these forward-looking statements. These forward-looking statements are subject to risks and uncertainties, including those we describe under sections titled "Special Note Regarding Forward-Looking Statements" and "Risk Factors" that could cause actual results or events to differ materially from those expressed or implied by the forward-looking statements. Our actual results and the timing of events could differ materially from those anticipated in these forward-looking statements as a result of a variety of factors.*

*For purposes of this discussion, "TriSalus," "the Company," "we," "us" or "our" refer to TriSalus Life Sciences, Inc. (which changed its name to TriSalus Operating Life Sciences, Inc. in connection with the Business Combination) and its subsidiaries prior to the consummation of the Business Combination and TriSalus Life Sciences, Inc. (formerly known as MedTech Acquisition Corporation) and its subsidiaries after the Business Combination was consummated, unless the context otherwise requires.*

### Overview

We are engaged in the research, development, and sales of innovative drug delivery technology and immunology therapeutics to improve outcomes in difficult to treat liver and pancreatic cancer. Our technology is utilized in the delivery of our therapeutics and administered by interventional radiologists. We are developing and marketing two product lines: Pressure Enabled Drug Delivery ("PEDD") infusion systems, in use today, and an investigational agent, called SD-101, which shows potential to enhance immune system response in the treatment of hepatocellular cancer, pancreatic cancer and other solid tumors in the liver. The combination of our PEDD technology with SD-101, is focused on solving the two main barriers in the tumor micro environment that inhibits the success of immunotherapy. The first barrier (mechanical) is comprised of high intratumoral pressure within tumors that limits drug uptake and the second barrier (biological) is the reversal of intratumoral immunosuppression.

In 2020, we also launched TriNav™, which is the newest delivery device with SmartValve technology for our proprietary PEDD approach. Current sales consist of the TriNav Infusion System, introduced in 2020, and a family of related guiding catheters. In 2020, we gained transitional pass-through payments ("TPT") approval from the Centers for Medicare & Medicaid Services ("CMS"), which allows hospitals to cover the cost of using TriNav. The approval began in January 2020 and is scheduled to expire at the end of 2023. On June 1, 2023, TriSalus applied for a new technology Ambulatory Payment Classifications ("APC") code with CMS and met with CMS on June 26, 2023, to review the application. In December 2023, CMS granted a New Technology Healthcare Common Procedure Coding System code for procedures involving TriNav. The new code will become effective on January 1, 2024, and may be reported by hospital outpatient departments and ambulatory surgical centers. There can be no assurance that continuing reimbursement will be available at similar reimbursement rates or at all. SD-101 has a dual mechanism of action in solid tumors which includes the alteration of the tumor microenvironment by reducing immunosuppressive myeloid derived suppressor cells while simultaneously activating immune response and recruiting T-cells to the tumor, allowing checkpoint inhibitors to work more effectively.

We are currently in our early stage of development and have yet to generate revenues sufficient to drive positive cash flows from operations. Beginning in 2020, we began a strategic transformation from a company focused solely on the sale of our infusion systems to a therapeutic company whereby our medical devices are marketed in combination with the pharmaceutical drugs and other treatments that the devices deliver to patients. This transformation led us to

acquire our first immune-oncology drug, SD-101, in July 2020, and to begin clinical development of SD-101 for the treatment of liver and pancreatic cancers.

## The Business Combination

On November 11, 2022, pursuant to the Merger Agreement, Legacy TriSalus merged with and into Merger Sub, with Legacy TriSalus surviving the merger and becoming a wholly owned subsidiary of MTAC. The aggregate consideration payable to the stockholders of Legacy TriSalus was \$220.0 million, payable in 22,000,000 shares of our Common Stock.

On August 8, 2023, the stockholders of MTAC approved the Business Combination, and the Business Combination closed on August 10, 2023. Pursuant to the Merger Agreement, 890,020,482 shares of TriSalus common stock (after conversion of all outstanding shares of preferred stock and all in-the-money warrants) were exchanged for approximately 22,000,000 shares of MTAC common stock, reflecting an exchange ratio of approximately 0.02471853. All share and per share amounts of our Common Stock and our preferred stock have been retrospectively adjusted for the exchange ratio in the following discussion.

Following the consummation of the Business Combination, we were deemed the accounting acquirer and we are accounting for the Business Combination as a reverse recapitalization. See the unaudited pro forma condensed combined financial information included elsewhere in this prospectus.

## Factors Affecting Our Performance

We believe that our performance and future success depend on several factors that present significant opportunities for us but also pose risks and challenges, including liquidity and those discussed below and in the section titled “*Risk Factors*.” In particular, our performance is affected by:

- 1) *The continued acceptance and growth of TriNav in the marketplace.* While we believe TriNav to be a superior technology for the delivery of therapies to tumors, particularly high-density tumors, there are other technologies with which we compete. Our ability to grow TriNav sales depends on the skills of our sales force and the willingness of the marketplace to use TriNav.
- 2) *Our ability to maintain our current TriNav pricing and gross margins to help fund the rest of our activities.* Our current pricing allows us to generate a substantial gross margin, which provides funds to support our growth and our research and development (“**R&D**”) for both TriNav and SD-101. TriNav sells at a significant premium to competitive products. Our higher price is currently supported by the TPT payment program from CMS; however, the current TPT authorization expires on December 31, 2023. On June 1, 2023, we applied for a new technology APC code with CMS and met with them on June 26, 2023, to review the application. In December 2023, CMS granted a New Technology Healthcare Common Procedure Coding System code for procedures involving TriNav. The new code will become effective on January 1, 2024, and may be reported by hospital outpatient departments and ambulatory surgical centers. There can be no assurance that continuing reimbursement will be available at similar reimbursement rates or at all. If we are unable to obtain continuing reimbursement at similar reimbursement rates or at all, we may be forced to reduce our price to compete, which may materially and adversely impact our margins.
- 3) *The success and cost of our clinical trials of SD-101.* SD-101 is in Phase 1 human trials to determine if, when delivered via TriNav, it is safe and effective in treating certain cancers. As with all drug candidates, the cost of operating clinical trials can be substantial, with no guarantee that the trials will result in favorable data.
- 4) *Obtaining FDA approval of SD-101 for sale.* Our clinical trials are still in early stages, and there is no certainty that we will generate favorable data or that, upon review, the FDA will approve SD-101 for sale.

## Recent Developments

### Preferred Stock Financing

In October 2022, we sold 706,243 shares of Series B-2 preferred stock in a private financing, primarily to existing stockholders, at a price of \$14.16 per share (raising approximately \$9.8 million, net of issuance costs) (the “**Initial**

**Preferred Stock Financing**”). For each share sold, we also issued a warrant to purchase four shares of Series B-3 preferred stock for no additional consideration (warrants to purchase an aggregate of 2,824,974 shares of Series B-3 preferred stock were issued in the Initial Preferred Stock



## [Table of Contents](#)

Financing). The strike price of the warrants issued was \$2.03 per share. The Initial Preferred Stock Financing included, at the unilateral option of the Company's Audit Committee, a second tranche for the sale of up to 518,854 shares of Series B-2 preferred stock for approximately \$7.3 million (which could be increased up to an aggregate of 706,243 shares of Series B-2 preferred stock for approximately \$10.0 million), with each such share of Series B-2 preferred stock accompanied by a warrant to purchase four shares of Series B-3 preferred stock at a strike price of \$2.03 per share (warrants to purchase up to an aggregate of 2,075,417 shares of Series B-3 preferred stock may be issued in closings of the second tranche of the Initial Preferred Stock Financing assuming the full \$10.0 million is sold); and a third tranche, at the unilateral election of investors who participated in the second tranche, for the sale of up to 306,053 shares of Series B-2 preferred stock, for approximately \$4.3 million (which could be increased up to an aggregate of 353,121 shares of Series B-2 preferred stock for approximately \$5.0 million), with each such share of Series B-2 preferred stock accompanied by a warrant to purchase eight shares of Series B-3 preferred stock at a strike price of \$2.03 per share (warrants to purchase up to an aggregate of 2,824,974 shares of Series B-3 preferred stock may be issued in the third tranche closing assuming the full \$5.0 million is sold). We made offers to participate in the Series B-2 preferred stock financing to all of our existing preferred stockholders (representing approximately 99.2% of our then outstanding shares on an as converted to common stock basis) to continue to fund our operations through the Closing of our Business Combination, including our expenses in connection with the Business Combination and readying ourselves to be a public company.

In March 2023, we effectuated closings (“**Second Tranche Closings**”) of a portion of the second tranche of the Series B-2 preferred stock financing (the “**B-2 Preferred Stock Financing**”) whereby (i) 207,541 shares of Series B-2 preferred stock and accompanying warrants to purchase 830,167 shares of Series B-3 preferred stock, representing 40% of the shares committed in the second tranche, were sold for an aggregate purchase price of approximately \$2.9 million, net of execution costs, and (ii) 17,656 shares of Series B-2 preferred stock and accompanying warrants to purchase 70,624 shares of Series B-3 preferred stock, none of which were shares committed in the second tranche, were sold for an aggregate purchase price of \$250. As a result of the closings of a portion of the second tranche of the B-2 Preferred Stock Financing described above, in accordance with the anti-dilution rights in the Company’s certificate of incorporation, the conversion prices of the Company’s preferred stock were adjusted. The conversion prices were further adjusted as a result of the June 2023 exercise of a portion of the second tranche of the B-2 Preferred Stock Financing described below, which represent the conversion prices in effect on the Closing Date.

In May 2023, we amended the Series B-2 preferred stock agreement and warrant agreement to purchase Series B-3 preferred stock to extend the expiration date for the second tranche from February 28, 2023, to May 31, 2023.

In June 2023, we effectuated closings of a portion of the second tranche of the B-2 Preferred Stock Financing whereby (i) 257,779 shares of Series B-2 preferred stock and accompanying warrants to purchase 1,031,116 shares of Series B-3 preferred stock, representing approximately 49.7% of the shares committed in the second tranche, were sold for an aggregate purchase price of approximately \$3.7 million, and (ii) 165,967 shares of Series B-2 preferred stock and accompanying warrants to purchase 663,868 shares of Series B-3 preferred stock, none of which were shares committed in the second tranche, were sold for an aggregate purchase price of \$2,350. As a result of the closings of a portion of the second tranche of the B-2 Preferred Stock Financing described above, in accordance with the anti-dilution rights in the Company’s certificate of incorporation, the conversion prices of the Company’s preferred stock (i) were adjusted to \$38.84 for Series A-1 preferred stock, \$12.14 for Series A-2 preferred stock, \$13.36 for Series A-3 preferred stock, \$12.55 for Series A-4 preferred stock, \$13.36 for Series A-5 preferred stock, \$14.97 for Series A-6 preferred stock, \$9.71 for Series B preferred stock, and \$10.93 for Series B-1 preferred stock and (ii) remained the same for Series B-2 preferred stock \$14.16 and Series B-3 preferred stock \$2.03, which correlate to approximate (in each case rounded to three decimals) exchange ratios of 1.275 to 1 for Series A-1 preferred stock, 1.290 to 1 for Series A-2 preferred stock, 1.303 to 1 for Series A-3 preferred stock, 1.277 to 1 for Series A-4 preferred stock, 1.333 to 1 for Series A-5 preferred stock, 1.351 to 1 for Series A-6 preferred stock, 1.250 to 1 for Series B preferred stock, 1.296 to 1 for Series B-1 preferred stock, 1 to 1 for Series B-2 preferred stock and 1 to 1 for Series B-3 preferred stock. These conversion prices remained in effect at the Closing Date. Any portion of the Series B-3 Warrants (as defined below) that remained unexercised at the time the Business Combination was consummated were automatically net settled for shares of Legacy TriSalus Common Stock immediately prior to the closing of the Business Combination (see Note 3 “Financial Instruments” in the unaudited condensed consolidated financial statements included elsewhere in this prospectus) and exchanged into shares of our Common Stock at the Closing Date.

In July 2023, holders of warrants to purchase 2,239,977 shares of Series B-3 preferred stock exercised their purchase rights for proceeds of approximately \$4.5 million.

### ***Warrant Repurchase Program***

In August 2023, our Board approved a warrant repurchase program, authorizing the repurchase of some or all of the Public Warrants (the “**Warrant Repurchase Program**”). The Board authorized an aggregate expenditure of up to \$4.0 million for such repurchases. The repurchases may be made from time to time in open market or privately negotiated transactions. We may adopt one or more purchase plans pursuant to Rule 10b5-1 under the Exchange Act, in order to implement the Warrant Repurchase Program. The Warrant Repurchase Program does not obligate us to purchase any Public Warrants and may be terminated, increased or decreased by the Board in its discretion at any time. We adopted a purchase plan in October 2023. Through October 31, 2023, we had repurchased 28,502 Public Warrants for \$9,900.

### ***Standby Equity Purchase Agreement***

On October 2, 2023, we entered into the SEPA with Yorkville. Yorkville is a fund managed by Yorkville Advisors Global, LP, headquartered in Mountainside, New Jersey.

Pursuant to the SEPA, we shall have the right, but not the obligation, to sell to Yorkville up to \$30.0 million of our shares of Common Stock at our request any time during the commitment period commencing on October 2, 2023 (the “**Effective Date**”), and terminating on the first day of the month following the 24-month anniversary of the Effective Date. Each issuance and sale by us to Yorkville under the SEPA (an “**Advance**”) is subject to a maximum limit equal to the greater of: (i) an amount equal to 100% of the average of the daily volume traded of our Common Stock on the Nasdaq Stock Market (“**Nasdaq**”) for the 10 trading days immediately preceding an Advance notice, or (ii) 1,000,000 shares of Common Stock. The shares will be issued and sold to Yorkville at a per share price equal to, at our election as specified in the relevant Advance notice: (i) 96% of the Market Price during an Option 1 Pricing Period, and (ii) 97% of the Market Price an Option 2 Pricing Period. The Advances are subject to certain limitations, including that Yorkville cannot purchase any shares that would result in it beneficially owning more than 4.99% of our outstanding Common Stock at the time of an Advance or acquiring since the Effective Date under the SEPA more than 19.99% of our outstanding Common Stock, as of the date of the SEPA.

### **Components of Results of Operations**

The following discussion sets forth certain components of our consolidated statements of operations as well as factors that impact those items.

#### ***Revenue***

We currently operate in one reportable segment and revenue is generated from sales of PEDD infusion systems to our customers, principally related to TriNav. Revenue is recognized when control of the promised goods or services is transferred to the customer in an amount that reflects the consideration to which we expect to be entitled in exchange for those products or services.

The primary end-user customers for our products are hospitals, clinics and physicians. We had certain arrangements with our distributors under which they purchase our products and then resell them in geographic markets where we do not have a sales presence. These arrangements provided for a discount on the invoice when the distributor resold our units at our normal sales price. Such sales are recorded net of the discounts. All such arrangements were terminated on or before December 31, 2022.

#### ***Cost of Goods Sold***

Cost of goods sold primarily consists of raw materials, direct labor and manufacturing overhead costs related to sales of TriNav.

#### ***Gross Profit and Gross Margin***

Gross profit represents revenue less cost of goods sold. Gross margin is gross profit expressed as a percentage of revenue. Our gross margin and overall profitability may in the future fluctuate from period to period based on a number of factors, such as the innovation initiatives we undertake, and manufacturing costs and efficiencies.

## [Table of Contents](#)

### ***Operating Expenses***

Our operating expenses consist of R&D, sales and marketing and general and administrative expenses.

### **Research and Development**

R&D expenses include engineering, drug supply, regulatory, pre-clinical and clinical activities. We expense R&D costs as incurred. We recognize expenses for certain development activities, such as preclinical studies and manufacturing, based on an evaluation of the progress to completion of specific tasks using data or other information provided to us by our vendors. Payments for these activities are based on the terms of the individual agreements, which may differ from the pattern of expenses incurred. Non-refundable advance payments for goods or services to be received in the future for use in R&D activities are recorded as prepaid expenses. These amounts are recognized as an expense as the goods are delivered or the related services are performed, or until it is no longer expected that the goods will be delivered, or the services rendered.

R&D activities account for a significant portion of our operating expenses. We expect our R&D expenses to increase significantly in future periods as we continue to implement our business strategy, which includes advancing our manufacturing technologies into and through clinical development of SD-101, expanding our R&D efforts, including hiring additional personnel to support our R&D efforts, and seeking regulatory approvals for our drug candidates that successfully complete clinical trials. In addition, drug candidates in later stages of clinical development generally incur higher development costs than those in earlier stages of clinical development, primarily due to the increased size and duration of later-stage clinical trials. Accordingly, although we expect our R&D expenses to increase as SD-101 advances into later stages of clinical development, we do not believe that it is possible at this time to accurately project total program-specific expenses through to commercialization.

### **Sales and Marketing**

Sales and marketing expense consists primarily of salaries, commissions, travel and related business expenses, attendance at medical society meetings, product promotions and marketing activities.

### **General and Administrative**

General and administrative expense includes executive management, finance, information technology, human resources, business development, legal, and the administrative and professional costs associated with those activities. General and administrative costs also include corporate facility costs, including rent, utilities, depreciation and maintenance, not otherwise included in production or R&D expenses, as well as regulatory and professional fees for legal, patent, accounting and other consulting services.

### ***Loss on Equity Issuance***

Loss on equity issuance represents the excess of the fair value of the warrants to purchase Series B-3 preferred stock and the Series B-2 tranche liabilities over the proceeds received from the Initial Preferred Stock Financing and subsequent tranche closings.

### ***Change in Fair Value of Tranche and Warrant Liabilities***

Change in fair value of warrant and tranche liabilities represents the change in fair value of the warrants to purchase Series B-3 preferred stock and the Series B-2 tranche liabilities at each reporting period that were issued as part of the Initial Preferred Stock Financing, and changes in the fair value of the Public Warrants and Private Placement Warrants in this line.

### ***Change in Fair Value of Contingent Earnout Liability***

Change in fair value of contingent earnout liability represents the change recorded as a result of remeasurement of the fair value.

***Deemed dividend related to Series B-2 preferred stock down round provision***

The deemed dividend represents the value attributed to the increase in shares of Legacy TriSalus Common Stock that preferred stockholders would receive upon conversion to Legacy TriSalus Common Stock as a result of the Series B-2 preferred stock financing

[Table of Contents](#)

rounds in October 2022 and March 2023, which was deemed to be a down round and triggered the anti-dilution provisions associated with our preferred stock. The resulting increase in value of the preferred stock was deemed to be a dividend to the preferred stockholders and was recognized as a non-cash adjustment to additional paid-in-capital.

***Income Tax Benefit (Expense)***

Our income tax provision consists primarily of U.S. federal and state income taxes. We maintain a full valuation allowance for our federal and state deferred tax assets, including net operating loss carryforwards, as we have concluded that it is not more likely than not that the deferred tax assets will be realized.

**Results of Operations:**

The following table sets forth our consolidated statements of operations data for each of the periods indicated (in thousands):

	<b>Three Months Ended</b>		<b>Nine Months Ended</b>	
	<b>September 30,</b>		<b>September 30,</b>	
	<b>2023</b>	<b>2022</b>	<b>2023</b>	<b>2022</b>
Revenue	\$ 5,193	\$ 3,923	\$ 12,790	\$ 9,172
Cost of goods sold	589	701	2,023	1,442
Gross profit	4,604	3,222	10,767	7,730
Operating expenses:				
Research and development	9,367	4,808	21,871	15,091
Sales and marketing	4,689	3,030	11,430	8,881
General and administrative	9,025	3,495	17,498	8,425
Loss from operations	(18,477)	(8,111)	(40,032)	(24,667)
Interest income	116	49	187	75
Interest expense	(4)	—	(13)	—
Loss on equity issuance	—	—	(4,171)	—
Change in fair value of tranche and warrant liabilities	(2,812)	—	660	21
Change in fair value of contingent earnout liability	19,904	—	19,904	—
Other expense, net	(13)	(31)	(56)	(71)
Loss before income taxes	(1,286)	(8,093)	(23,521)	(24,642)
Income tax expense	—	—	8	3
Net loss available to common stockholders	\$ (1,286)	\$ (8,093)	\$ (23,529)	\$ (24,645)
Deemed dividend related to Series B-2 preferred stock down round provision	\$ —	\$ —	\$ (2,981)	\$ —
Undeclared dividends on Series A preferred stock	\$ (458)	\$ —	\$ (458)	\$ —
Net loss attributable to common stockholders	<u>\$ (1,744)</u>	<u>\$ (8,093)</u>	<u>\$ (26,968)</u>	<u>\$ (24,645)</u>

## [Table of Contents](#)

The following table sets forth our consolidated statements of operations data expressed as a percentage of revenue:

	Three Months Ended		Nine Months Ended	
	September 30,		September 30,	
	2023	2022	2023	2022
Revenue	100.0 %	100.0 %	100.0 %	100.0 %
Cost of goods sold	11.3	17.9	15.8	15.7
Gross profit	88.7	82.1	84.2	84.3
Operating expenses:				
Research and development	180.4	122.6	171.0	164.5
Sales and marketing	90.3	77.2	89.4	96.8
General and administrative	173.8	89.1	136.8	91.9
Loss from operations	(355.8)	(206.8)	(313.0)	(268.9)
Interest income	2.2	1.2	1.5	0.8
Interest expense	(0.1)	—	(0.1)	—
Loss on equity issuance	—	—	(32.6)	—
Change in fair value of tranche and warrant liabilities	(54.1)	—	5.2	0.2
Change in fair value of earnout liabilities	383.3	—	155.6	—
Other expense, net	(0.3)	(0.8)	(0.4)	(0.8)
Loss before income taxes	(24.8)	(206.3)	(183.9)	(268.7)
Income tax benefit (expense)	—	0.0	0.1	0.0
Net loss available to common stockholders	(24.8)%	(206.3)%	(184.0)%	(268.7)%
Deemed dividend related to Series B-2 preferred stock down round provision	— %	— %	(23.3)%	0.0 %
Undeclared dividends on Series A preferred stock	(8.8)%	— %	(3.6)%	— %
Net loss attributable to common stockholders	(33.6)%	(206.3)%	(210.8)%	(268.7)%

### Comparison of the Three Months Ended September 30, 2023, and 2022

#### *Revenue*

Revenue increased by \$1.3 million or 32.4% for the three months ended September 30, 2023, as compared to the three months ended September 30, 2022. The increase in revenue was primarily due to an increase of \$1.1 million in units of TriNav sold as our launch of the product, begun in 2020, recovered from the impact of the Covid-19 pandemic. In addition, we realized a reduction in sales discounts of \$0.2 million as we terminated the distributor agreements that required the discounts.

#### *Cost of Goods Sold and Gross Profit*

Cost of goods sold decreased by \$0.1 million, or 16.0%, for the three months ended September 30, 2023, as compared to the three months ended September 30, 2022. The decrease in cost of goods sold was primarily due to increased manufacturing efficiencies driven by additional production of TriNav to support our sales growth.

Gross profit increased by \$1.4 million or 42.9%, and gross margin increased to 88.7% from 82.1% for the three months ended September 30, 2023, as compared to the three months ended September 30, 2022. The increase in gross profit was due primarily to the increase in revenue. The increase in gross margin percentage was driven principally by increased manufacturing efficiencies.

#### *Operating Expenses*

#### *Research and Development*



R&D expenses increased by \$4.6 million, or 94.8%, for the three months ended September 30, 2023, as compared to the three months ended September 30, 2022. The increase was primarily driven by a \$3.4 million increase in expense for our three clinical trials

## [Table of Contents](#)

of our drug candidate, SD-101, and a \$0.5 million increase in expense for development of manufacturing for SD-101, along with increases in headcount related expenses and travel of \$0.7 million.

### ***Sales and Marketing***

Sales and marketing expenses increased by \$1.7 million or 54.8%, for the three months ended September 30, 2023, as compared to the three months ended September 30, 2022. The increase was primarily driven by a \$1.9 million increase for payroll and travel expenses due to increased headcount of sales and marketing personnel to support our sales of TriNav. The increase was partially offset by a reduction in professional services of \$0.2 million, reflecting lower expenditures after completing development of our web site and social media platforms.

### ***General and Administrative***

General and administrative expenses increased by \$5.5 million, or 158.2%, for the three months ended September 30, 2023, as compared to the three months ended September 30, 2022. The increase was primarily due to a \$4.8 million increase for professional services, principally for legal, consulting and auditing work in connection with the Business Combination, and a \$0.7 increase in payroll and travel expenses related to additional personnel.

### ***Interest Income***

Interest income increased by \$67 thousand for the three months ended September 30, 2023, as compared to the three months ended September 30, 2022. The increase was due to higher interest received from the investment of our excess cash in short-term money market funds in three months ended September 30, 2023.

### ***Change in Fair Value of Tranche and Warrant Liabilities***

The change in fair value of tranche and warrant liabilities resulted in a loss of \$2.8 million in the three months ended September 30, 2023, due to the increase in the trading price of the Public Warrants.

### ***Change in Fair Value of Earnout Liabilities***

The change in fair value of earnout liability resulted in a gain of \$19.9 million in the three months ended September 30, 2023, due to the decrease in the market price of the underlying common stock.

## **Comparison of the Nine Months Ended September 30, 2023, and 2022**

### ***Revenue***

Revenue increased \$3.6 million, or 39.4%, for the nine months ended September 30, 2023, as compared to the nine months ended September 30, 2022. The increase was primarily due to higher sales volume of TriNav, amounting to \$3.1 million, and a reduction in discounts of \$0.5 million as a result of the shift away from sales to distributors.

### ***Cost of Goods Sold and Gross Profit***

Cost of goods sold increased by \$0.6 million, or 40.3%, for the nine months ended September 30, 2023, as compared to the nine months ended September 30, 2022. The increase in cost of goods sold was primarily due to the higher volume of TriNav produced in the period to support the higher sales volume.

Gross profit increased by \$3.0 million, or 39.3%, for the nine months ended September 30, 2023, as compared to the nine months ended September 30, 2022, and gross margin decreased from 84.3% to 84.2%. The increase in gross profit was driven primarily by higher sales volume. The decrease in gross margin was driven primarily by higher overhead costs, principally labor.



## ***Operating Expenses***

### ***Research and Development***

R&D expenses increased by \$6.8 million, or 44.9%, for the nine months ended September 30, 2023, as compared to the nine months ended September 30, 2022. The increase was primarily due to a \$5.2 million increase in spending on our clinical trials, an increase of \$1.0 million for development of manufacturing of SD-101, and an increase of \$0.6 million in payroll expense as we increased our headcount.

### ***Sales and Marketing***

Sales and marketing expenses increased by \$2.5 million, or 28.7%, for the nine months ended September 30, 2023, as compared to the nine months ended September 30, 2022. The increase was primarily driven by a \$2.6 million increase for additional payroll expenses due to an increase in headcount of sales and marketing personnel, and \$0.7 million of additional travel expense, partially offset by a \$0.8 million decrease in marketing expense, reflecting lower expenditures after completing development of our web site and social media platforms.

### ***General and Administrative Expenses***

General and administrative expenses increased by \$9.1 million, or 107.7%, for the nine months ended September 30, 2023, as compared to the nine months ended September 30, 2022. The increase was primarily due to a \$7.7 million increase in professional service fee due to additional legal, consulting, and audit-related expenditures incurred leading up to the Business Combination, and a \$1.4 million increase for payroll, personnel, and travel expenses due to increased headcount of general and administrative personnel.

### ***Interest Income***

Interest income increased by \$112.0 thousand, or 149.3%, for the nine months ended September 30, 2023, as compared to the nine months ended September 30, 2022. The increase was primarily due to a combination of higher surplus cash balances invested in money market funds and higher interest rates during the nine months ended September 30, 2023.

### ***Loss on Equity Issuance***

A loss on equity issuance of \$4.2 million was recorded in the nine months ended September 30, 2023, attributable to the issuance of Series B-2 preferred stock and the accompanying warrants to purchase Series B-3 preferred stock and related tranche obligations, which were valued in excess of the proceeds received as part of the transaction. The fair value exceeded proceeds primarily due to the issuance of warrants to purchase four shares of Series B-3 preferred stock for every one share of Series B-2 preferred stock purchased in the Initial Preferred Stock Financing.

### ***Change in Fair Value of Tranche and Warrant Liabilities***

The change in fair value of tranche and warrant liabilities resulted in a gain of \$0.7 million in the nine months ended September 30, 2023, due to reductions in the measured fair value of the tranche and warrant liabilities. There were no tranche or warrant liabilities in the nine months ended September 30, 2022.

### ***Change in Fair Value of Earnout Liabilities***

The change in fair value of earnout liability resulted in a gain of \$19.9 million in the nine months ended September 30, 2023, due to a decrease in the market price of the underlying common stock. There was no earnout liability in the nine months ended September 30, 2022.

### ***Deemed dividend related to Series B-2 preferred stock down round provision***

The deemed dividend is related to the Initial Preferred Stock Financing, which was deemed to be a down round and triggered the anti-dilution provisions associated with our preferred stock. As a result, the conversion prices of all prior series of preferred stock were

## [Table of Contents](#)

adjusted such that the holders would receive more shares of Legacy TriSalus Common Stock upon conversion than previously. The resulting increase in value of the preferred stock was deemed to be a dividend to the preferred stockholders and we recognized a \$3.0 million, non-cash adjustment to additional paid-in-capital for the nine months ended September 30, 2023. There was no such adjustment recorded in the nine months ended September 30, 2022.

## Liquidity and Capital Resources

### Overview

Since inception, we have incurred significant net losses and expect to continue to incur net losses for the foreseeable future due to the investments we will continue to make in R&D and sales and marketing, and due to additional general and administrative costs we expect to incur as a public company. We incurred net losses of \$23.5 million for the nine months ended September 30, 2023. We had cash and cash equivalents of approximately \$21.4 million at September 30, 2023. Since inception, we have financed operations primarily through the issuance of preferred stock, convertible notes, and term loans. We are still in our early stages of development and have yet to generate revenues sufficient to fund cash flows from operations. Our ability to fund future operations and execute our long-term business plan and strategy, including our transformation into a therapeutics company, will require that we raise additional capital through a combination of collaborations, strategic alliances and licensing arrangements, and issuance of additional equity and/or debt. There can be no assurance that we will be able to raise such additional financing on satisfactory terms. If additional capital is not secured when required, we may need to delay or curtail our operations until such funding is received. If we cannot expand our operations or otherwise capitalize on our business opportunities because we lack sufficient capital, our business, financial condition and results of operations could be materially adversely affected. As a result, we have concluded that there is substantial doubt of our ability to continue as a going concern for a reasonable period of time, which is considered to be one year from the issuance date of the financial statements.

Our ability to continue as a going concern is dependent upon obtaining additional capital and financing. Our financial statements do not include any adjustments relating to the recovery of the recorded assets or the classification of the liabilities that might be necessary should we be unable to continue as a going concern. In connection with the consummation of the Business Combination on August 10, 2023, we raised an additional \$36.9 million of cash (net of expenses related to closing the Business Combination). In addition, as described below, we received \$4.5 million in cash proceeds from the exercise of warrants to purchase Series B-3 preferred stock in July 2023. As of September 30, 2023, we had approximately \$21.4 million in cash and cash equivalents. Based on our sales, operations and research and development plans, we do not currently expect that our cash and cash equivalents as of September 30, 2023, will be sufficient to fund our projected liquidity requirements for the next 12 months, creating substantial doubt about our ability to continue as a going concern. We have based these estimates on assumptions that may prove to be wrong and we could use our available capital resources sooner than we currently expect, and future capital requirements and the adequacy of available funds will depend on many factors, including those described in the section titled “Risk Factors” in this prospectus. See also “Funding Requirements” below.

In October 2022, we raised \$9.8 million, net of issuance costs, through the issuance of Series B-2 preferred stock and warrants to purchase Series B-3 preferred stock. This issuance also included, at our option, a second tranche of Series B-2 preferred stock and warrants to purchase Series B-3 preferred stock (“**Series B-3 Warrants**”) for up to approximately \$7.4 million (which could be increased to \$10 million) and a third tranche, at the election of investors in the second tranche, of up to \$4.3 million (which could be increased to \$5 million) of Series B-2 preferred stock and warrants to purchase Series B-3 preferred stock, subject, in all respects, to the covenants in the Merger Agreement prohibiting us from issuing additional securities during the Interim Period without MTAC’s prior consent. We offered the Series B-2 preferred stock to all of our preferred stockholders at the time of the Initial Preferred Stock Financing (representing approximately 99.2% of our then outstanding shares on an as-converted to common stock basis).

In January through July 2023, holders of warrants to purchase 4,771,642 shares of Series B-3 preferred stock exercised their purchase right, for proceeds of approximately \$9.6 million. In March 2023, we effectuated (i) a closing of a portion of the second tranche of the Initial Preferred Stock Financing whereby 207,541 shares of Series B-2 preferred stock and accompanying warrants to purchase 830,167 shares of Series B-3 preferred stock, representing 40%

of the shares committed in the second tranche, were sold for an aggregate purchase price of \$2.9 million, and (ii) an additional closing under the purchase agreement for the Initial Preferred Stock

## [Table of Contents](#)

Financing whereby 17,656 shares of Series B-2 preferred stock and accompanying warrants to purchase 70,624 shares of Series B-3 preferred stock were sold for an aggregate purchase price of \$0.2 million.

In June 2023, we effectuated (i) a closing of a portion of the second tranche of the Initial Preferred Stock Financing whereby 257,779 shares of Series B-2 preferred stock and accompanying warrants to purchase 1,031,116 shares of Series B-3 preferred stock, representing approximately 49.7% of the shares committed in the second tranche, were sold for an aggregate purchase price of \$3.7 million, and (ii) an additional closing under the purchase agreement for the Initial Preferred Stock Financing whereby 165,967 shares of Series B-2 preferred stock and accompanying warrants to purchase 663,868 shares of Series B-3 preferred stock were sold for an aggregate purchase price of \$2.3 million.

In July 2023, holders of warrants to purchase 90,619,356 shares of Series B-3 preferred stock exercised their purchase rights for proceeds of approximately \$4.5 million.

Any Series B-3 Warrants that were not exercised for cash were automatically net settled for shares of Legacy TriSalus Common Stock immediately prior to the Closing of the Business Combination and exchanged into shares of the combined company Common Stock at Closing.

In September 2023, our Board approved the Warrant Repurchase Program. The Board authorized an aggregate expenditure of up to \$4.0 million for such repurchases. The Warrant Repurchase Program does not obligate us to purchase any Public Warrants and may be terminated, increased or decreased by the Board in its discretion at any time.

In October 2023, we entered into the SEPA with Yorkville, whereby we have the right, but not the obligation, to sell to Yorkville up to \$30.0 million of shares of Common Stock at our request any time during the 24 months following the execution of the SEPA, subject to certain conditions.

In addition, we will receive the proceeds from any exercise of any Warrants in cash. Each Warrant entitles the holder thereof to purchase one share of Common Stock at a price of \$11.50 per share. The aggregate amount of proceeds could be up to approximately \$152.2 million if all such Warrants are exercised for cash. We believe the likelihood that warrant holders will exercise their Warrants, and therefore the amount of cash proceeds that we would receive, is dependent upon the trading price of our Common Stock. So long as the trading price for our Common Stock is less than \$11.50 per share, meaning the Warrants are “out of the money,” we believe holders of our Warrants will be unlikely to exercise their Warrants. In addition, to the extent that our Warrants are exercised on a “cashless basis,” the amount of cash we would receive from the exercise of such Warrants will decrease. The Private Placement Warrants and Conversion Warrants may be exercised for cash or on a “cashless basis.” The Public Warrants may only be exercised for cash provided there is then an effective registration statement registering the shares of Common Stock issuable upon the exercise of such warrants. If there is not a then-effective registration statement, then such warrants may be exercised on a “cashless basis,” pursuant to an available exemption from registration under the Securities Act. We expect to use any such proceeds for general corporate purposes. Due to the uncertainty regarding the exercise of the Warrants, none of our projected liquidity requirements discussed in this prospectus assume the receipt of any proceeds from the exercise of the Warrants.

As of December 8, 2023, the price of our Common Stock was \$4.00 per share. We believe the likelihood that warrant holders will exercise their Warrants, and therefore the amount of cash proceeds that we would receive, is dependent upon the market price of our Common Stock. So long as the market price for our Common Stock is less than \$11.50 per share and the Warrants are “out of the money,” we believe holders will be unlikely to exercise their Warrants on a cash basis. To the extent the Warrants are exercised by holders, ownership interest of our stockholders will be diluted as a result of such issuances. Moreover, the resale of shares of Common Stock issuable upon the exercise of such Warrants, or the perception of such sales, may cause the market price of our Common Stock to decline and impact our ability to raise additional financing on favorable terms. See “*Risk Factors — Until we are able to generate significant revenues or achieve profitability through product sales, we will require substantial additional capital to finance our operations and continue development of our product candidates. We cannot be certain that such additional financing will be available on terms favorable to us, or at all, which could limit our ability to grow and jeopardize our ability to continue our business operations.*” and “*Risk Factors — Risks Related the Ownership of Our Securities*” for more details.





[Table of Contents](#)

**Cash Flows**

*Comparison of the Nine Months Ended September 30, 2023, and September 30, 2022*

The following table presents net cash from operating, investing, and financing activities (in thousands):

	Nine Months Ended September 30,	
	2023	2022
Net cash used in operating activities	\$ (41,196)	\$ (24,003)
Net cash used in investing activities	(1,421)	(1,514)
Net cash provided by financing activities	54,586	7,554
Net increase / (decrease) in cash, cash equivalents and restricted cash	<u>\$ 11,969</u>	<u>\$ (17,963)</u>

*Cash Used in Operating Activities*

For the nine months ended September 30, 2023, net cash used in operating activities was \$41.2 million. The net cash used in operating activities consisted of net loss of \$23.5 million, adjusted for non-cash charges totaling \$15.4 million, primarily related to a gain on the adjustment of the fair value of the contingent earnout liability of \$19.9 million, and a gain on the adjustment of the fair value of warrants to purchase preferred stock of \$0.7 million, partially offset by a loss on equity issuance of \$4.2 million, depreciation of \$0.5 million and share-based compensation of \$0.4 million. Net operating assets and liabilities decreased \$3.2 million, due primarily to an increase in accounts receivable and a decrease in accounts payable.

For the nine months ended September 30, 2022, net cash used in operating activities was \$24.0 million. The net cash used in operating activities consisted of net loss of \$24.6 million, adjusted for non-cash charges totaling \$0.7 million, primarily related to depreciation and amortization of \$0.5 million and stock-based compensation expense of \$0.3 million. In addition, there was a net increase of \$1.1 million in our net operating assets and liabilities. The increase in our net operating assets and liabilities was driven by an increase in prepaid expenses of \$1.3 million and accounts receivable of \$0.9 million, and a decrease in trade payable, accrued expenses and other current liabilities of \$1.1 million.

*Cash Used in Investing Activities*

Net cash used in investing activities of \$1.4 million for the nine months ended September 30, 2023, was due to purchases of property and equipment of \$0.2 million, payments of \$0.2 million to acquire or maintain intellectual property, and a milestone payment of \$1.0 million to Dynavax.

Net cash used in investing activities of \$1.5 million for the nine months ended September 30, 2022, was primarily due to purchases of property and equipment of \$0.4 million, payments of \$0.1 million to acquire or maintain intellectual property, and a milestone payment of \$1.0 million to Dynavax.

*Cash Used in Financing Activities*

Net cash provided by financing activities of \$54.6 million for the nine months ended September 30, 2023, consisted principally of proceeds from the merger of \$36.9 million, proceeds from the issuance of Series B-2 preferred stock of \$9.2 million, and proceeds from the exercise of warrants to purchase Series B-3 preferred stock of \$9.6 million, partially offset by expenses incurred related to the Business Combination of \$1.1 million.

Net cash provided by financing activities of \$7.6 million for the nine months ended September 30, 2022, consisted of prepayments of \$4.0 million for Series B-2 preferred stock that was issued in the fourth quarter of 2022 and proceeds from the sale of Series B-1 preferred stock of \$3.5 million.

**Funding Requirements**

Our primary use of cash is to fund operating expenses, which consist of research, development and clinical expenses related to our lead product candidate SD-101, and preclinical programs, sales and marketing expenses related to the growth of TriNav, as well as

## [Table of Contents](#)

general and administrative expenses. We plan to advance the development of SD-101, initiate new research and pre-clinical development efforts and seek marketing approval for product candidates that we successfully develop. If we obtain approval for our product candidates, we expect to incur commercialization expenses, which may be significant, related to establishing sales, marketing, manufacturing capabilities, distribution and other commercial infrastructure to commercialize such products. Accordingly, we will need to obtain substantial additional funding in connection with our continuing operations. Inflation and rising interest rates may result in an economic recession globally or in the U.S., which could lead to a reduction in product demand, a decrease in corporate capital expenditures, prolonged unemployment, labor shortages, reduction in consumer confidence, adverse geopolitical and macroeconomic events, or any similar negative economic condition. Economic conditions in some parts of the world have been worsening, with disruptions to, and volatility and uncertainty in, the credit and financial markets in the U.S. and worldwide resulting from the effects of inflation and rising interest rates. These conditions have been further exacerbated by recent and potential future disruptions in access to bank deposits or lending commitments due to bank failures, the wars in Ukraine and Israel and the lingering effects of the COVID-19 pandemic. It is not possible at this time to estimate the long-term impact that these and related events could have on our business, as the impact will depend on future developments, which are highly uncertain and cannot be predicted. If these conditions persist and deepen, we could experience an inability to access additional capital, or our liquidity could otherwise be impacted. If we are unable to raise capital when needed and on attractive terms, we would be forced to delay, reduce or eliminate our research and development programs and/or other efforts. A recession or additional market corrections resulting from the impact of difficult macroeconomic conditions, disruptions in the banking system, and the lingering effects of the COVID-19 pandemic could materially affect our business and the value of our securities.

We also expect to continue to incur significant expenses in connection with our ongoing activities related to TriNav, including sales and marketing expenses and expenditures to support expansion of our production capacity to support our expected sales growth. Our future capital requirements, both near and long-term, will depend on many factors, including but not limited to: the success of our commercialization of TriNav including, among other things, continued patient and physician adoption of TriNav and our ability to maintain adequate reimbursement for TriNav; the cost of commercialization activities for TriNav, including manufacturing, distribution, marketing and sales; net product revenues received from sales of TriNav; the outcome, timing and cost of the regulatory approval process for SD-101 by the FDA, including the potential for the FDA to require that we perform more studies and clinical trials than those that we currently expect; the costs involved in preparing, filing and prosecuting patent applications and annuity fees relating to issued patents; the cost of maintaining and enforcing our intellectual property rights, as well as the cost of defending intellectual property disputes, including patent infringement actions brought by third parties against us; the initiation, progress, timing, costs and results of clinical trials and other research and development related to our product candidates; and the extent to which we in-license, acquire or otherwise partner in development or commercialization of other products, product candidates or technologies; the achievement of milestones or occurrence of other developments that trigger payments under the Dynavax Agreement or any other collaboration or other agreements; the number of future product candidates that we may pursue and their development requirements; the costs of commercialization activities for any of our product candidates that may receive marketing approval to the extent such costs are not the responsibility of any future collaborators, including the costs and timing of establishing product sales, marketing, distribution and manufacturing capabilities; the amount and timing of future revenue, if any, received from commercial sales of our current and future product candidates upon any marketing approvals; and the costs of operating as a public company.

Until such time, if ever, as we can generate substantial product revenues, we expect to finance our cash needs through a combination of securities offerings, debt financings, collaborations, strategic alliances and licensing arrangements. To the extent that we raise additional capital through the sale of equity or convertible debt securities, existing ownership interest in our company may be materially diluted, and the terms of these securities may include liquidation or other preferences that adversely affect the price of our common shares. Debt financing, if available, may involve agreements that include covenants limiting or restricting our ability to take specific actions, such as incurring additional debt, making capital expenditures or declaring dividends.

If we raise funds through additional collaborations, strategic alliances or licensing arrangements with third parties, we may have to relinquish valuable rights to our technologies, future revenue streams, research programs or product candidates or grant licenses on terms that may not be favorable to us. If we are unable to raise additional funds through equity or debt financings when needed, we may be required to delay, limit, reduce or terminate our product development

or future commercialization efforts or grant rights to develop and market product candidates that we would otherwise prefer to develop and market ourselves.

As of September 30, 2023, we had approximately \$21.4 million in cash and cash equivalents. Based on our sales, operations, and research and development plans, we do not currently expect that our cash and cash equivalents as of September 30, 2023, will be sufficient to fund our projected liquidity requirements for the next 12 months, creating substantial doubt about our ability to continue

## [Table of Contents](#)

as a going concern. We will likely require additional capital in the near term in order to continue to fund our operations through equity or debt financings, partnerships, collaborations, or other sources which may not be available on a timely basis, on favorable terms, or at all, and such capital, if obtained, may not be sufficient to enable us to continue to implement our long-term business strategy. See factors discussed above and in the section titled "Risk Factors." As further discussed above in the section titled "Recent Developments," in October 2023, we entered into the SEPA, whereby we have the right, but not the obligation, to sell to Yorkville up to \$30.0 million of shares of Common Stock.

Additionally, we may never become profitable, or if we do, may not be able to sustain profitability on a recurring basis. If we cannot capitalize on our business opportunities because we lack sufficient capital, our business, financial condition and results of operations could be materially adversely affected and we may need to delay or curtail our operations until such funding is received.

Our continuation as a going concern is dependent on our ability to generate sufficient cash flows from operations and/or obtain additional capital through equity or debt financings, partnerships, collaborations, or other sources to carry out our long-term business strategy. If we are unable to continue as a going concern, we may have to liquidate our assets and may receive less than fair value for such assets and less than the value at which such assets are carried on our financial statements, and it is likely that investors will lose all or a part of their investment. As discussed in Note 1 to our unaudited consolidated financial statements accompanying this prospectus, there is substantial doubt regarding our ability to continue as a going concern as of September 30, 2023.

### ***Contractual Obligations and Commitments***

Our contractual obligations as of September 30, 2023, include lease obligations of \$1.7 million, reflecting the minimum commitments for our principal administrative and production facility and other office spaces.

Pursuant to the Asset Purchase Agreement, dated July 31, 2020, between TriSalus and Dynavax, we have paid Dynavax \$12 million as of September 30, 2023, and may be required to pay Dynavax up to an additional \$158 million upon the achievement of certain development and regulatory milestones with respect to SD-101. We will also be required to pay up to \$80 million upon achieving certain commercial milestones once sales of SD-101 have begun. The Dynavax Agreement also obligates us to pay low double-digit royalties based on potential future net sales of product containing SD-101 compound on a product-by-product and country-by-country basis during the applicable royalty term. Such royalties are subject to reduction by up to 50% in certain circumstances.

### ***Proceeds from Warrants***

We will not receive any of the proceeds from sales of Warrants, except with respect to amounts we may receive upon the cash exercise of the Warrants. Whether warrant holders will exercise their Warrants, and therefore the amount of cash proceeds we would receive upon exercise, is dependent upon the trading price of the Common Stock, the last reported sales price for which was \$4.00 per share on December 8, 2023. Each Warrant is exercisable for one share of Common Stock at an exercise price of \$11.50. Therefore, if and when the trading price of the Common Stock is less than \$11.50 per share, we expect that warrant holders would not exercise their Warrants. To the extent the Warrants are exercised on a "cashless basis," the amount of cash we would receive from the exercise of the Warrants will decrease. The Private Placement Warrants and Conversion Warrants may be exercised for cash or on a "cashless basis." The Public Warrants may only be exercised for cash provided there is then an effective registration statement registering the shares of Common Stock issuable upon the exercise of such Warrants. If there is not a then-effective registration statement, then such Warrants may be exercised on a "cashless basis," pursuant to an available exemption from registration under the Securities Act.

We could receive up to an aggregate of approximately \$152.2 million if all of the Warrants are exercised for cash, but we would only receive such proceeds if and when the warrant holders exercise their Warrants, which, based on the current trading price of our Common Stock, is unlikely unless there is a significant increase in the trading price of our Common Stock. The Warrants may not be, or remain, in the money during the period they are exercisable and prior to their expiration and, therefore, it is possible that the Warrants may not be exercised prior to their maturity, even if they are in the money, and as such, may expire worthless with minimal proceeds received by us, if any, from the exercise of the Warrants. To the extent that any of the Warrants are exercised on a "cashless basis," we will not receive any

proceeds upon such exercise. As a result, we do not expect to rely on the cash exercise of Warrants to fund our operations. Instead, we intend to rely on other sources of cash discussed elsewhere in this prospectus to continue to fund our operations.

### ***Off-Balance Sheet Arrangements***

We did not have during the periods presented, and we do not currently have, any off-balance sheet financing arrangements or any relationships with unconsolidated entities or financial partnerships, including entities sometimes referred to as structured finance or special purpose entities, which were established for the purpose of facilitating off-balance sheet arrangements or other contractually narrow or limited purposes.

### **Critical Accounting Policies and Estimates:**

Our significant accounting policies are summarized in Note 2 “Summary of Significant Accounting Policies” in the unaudited condensed consolidated financial statements included elsewhere in this prospectus. While all of these significant accounting policies affect the reporting of our financial condition and results of operations, we view certain of these policies as critical. Policies determined to be critical are those policies that have the most significant impact on our financial statements and require us to use a greater degree of judgment and/or estimates. Actual results may differ from those estimates. Additionally, changes in accounting estimates could occur in the future from period to period.

### ***Revenue Recognition***

Our revenue is derived from shipments of our TriNav infusion devices to our customers which are generally comprised of hospitals, clinics and physicians, and is recognized in accordance with the provisions of the Financial Accounting Standards Board, ASC 606, *Revenue from Contracts with Customers*, and all related applicable guidance.

Under ASC 606, revenue is recognized when a customer obtains control of promised goods or services, in an amount that reflects the consideration which the entity expects to receive in exchange for those goods or services. To determine revenue recognition for arrangements that an entity determines are within the scope of ASC 606, we perform the following five steps: (i) identify the contract; (ii) identify the performance obligation; (iii) determine the transaction price; (iv) allocate the transaction price; and (v) recognize revenue.

We contract with our customers based on customer purchase orders. For each contract, we consider the promise to transfer products, each of which is distinct, to be the identified performance obligation. As part of our performance obligation, products are delivered in accordance with the terms of the purchase order and we do not have any on-going service obligation after delivery.

We maintain a single, discrete transaction price for each of the products, with no adjustments since the price is approved by CMS. We do not have multiple performance obligations to complete when a purchase order is fulfilled, hence the transaction price is always allocated fully to the units being sold.

Revenue is recognized when the units for a purchase order have been shipped and control of the units has been transferred to the customer. Ex-works shipment is followed, wherein we recognize revenue when the shipment leaves our premises. In certain cases where purchase orders specify alternate shipping terms, usually delivery at place, revenue recognition is deferred until we are assured the units are delivered.

Sales, value add, and other taxes collected on behalf of third parties are excluded from revenue. Revenues from product sales are recorded at the net sales price (transaction price), which includes estimates of variable consideration for which reserves are established for discounts, returns, rebates and allowances. We do not have a history of any refunds, allowances or other concessions provided to our customers from the agreed-upon sales price after delivery of the product. We do not offer discounts, except to distributors as discussed below. We had certain arrangements with distributors under which the distributors purchased and then resold our products in geographic markets where we did not have sales presence. These arrangements provided for a discount on the invoice. When the distributor resold our units at our normal sales price, the discount served to compensate the distributor for their efforts. We recorded these sales net of the discounts. One of our distributors, ACD, accounted for approximately 20% of our sales for the year ended December 31, 2022. We discontinued the distributor agreement with ACD in December 2022.



We provide certain customers with rebates that are explicitly stated in our contracts and are recorded as a reduction of revenue in the period the conditions for the rebates are achieved. The rebates result from performance-based offers that are primarily based on attaining contractually specified sales volumes.

### ***Contingent Earnout Liability***

In connection with the Business Combination, the Sponsor received shares that will vest upon the achievement of certain share price targets and change in control events. In accordance with ASC 815-40, *Derivatives and Hedging*, the earnout shares were classified as a liability as they do not qualify as being indexed to the Company's own stock and therefore are measured at fair value at each reporting date with changes in fair value recorded in the unaudited condensed consolidated statements of operations included elsewhere in this prospectus.

The estimated fair value of the earnout liability was determined using a Monte Carlo simulation valuation model using a distribution of potential outcomes. The inputs and assumptions utilized in the calculation require management to apply judgment and make estimates including:

- expected volatility, which is based on the historical equity volatility of publicly traded peer companies for a term equal to the expected term of the earnout period;
- expected term, which we based on the earnout period per the agreement;
- risk-free interest rate, which was determined by reference to the U.S. Treasury yield curve for time periods commensurate with the expected term of the earnout period; and
- expected dividend yield, which we estimate to be zero based on the fact that we have never paid or declared dividends.

These estimates may be subjective in nature and involve uncertainties and matters of judgment and therefore cannot be determined with exact precision.

### ***Research and Development***

R&D costs include our engineering, drug supply, regulatory, pre-clinical and clinical activities. R&D costs are expensed as incurred. Approximately 12% of our R&D costs are headcount-related; the balance is external services we purchase, such as pre-clinical supplies and materials, clinical study management and supplies, and consulting related to our R&D.

We are required to estimate our expenses resulting from our obligations under agreements with vendors, consultants, and contract research organizations, in connection with conducting R&D activities. The financial terms of these contracts are subject to negotiations, which vary from agreement to agreement and may result in payment flows that do not match the periods over which goods or services are provided. We reflect R&D expenses in our consolidated financial statements by matching those expenses with the period in which services and efforts are expended. We account for these expenses according to the progress of the agreements, along with preparation of financial models, taking into account discussions with research and other key personnel as to the progress of studies or other services being performed. To date, we have had no material differences between our estimates of such expenses and the amounts actually incurred. Nonrefundable advance payments for goods and services are deferred and recognized as expense in the period that the related goods are consumed or services are performed.

### ***Warrant and Tranche Rights and Obligation Liabilities***

We classified the Public Warrants and Private Placement Warrants as liabilities on the unaudited condensed consolidated balance sheets included elsewhere in this prospectus. We measured the warrants at fair value at August 10, 2023, when we assumed them in the Business Combination, and at September 30, 2023. The fair value of the Public Warrants is based on their trading price; we used the price of the Public Warrants as the fair value of the Private Placement Warrants, as the rights and characteristics of the warrants are the same.

We classified the Series B-2 tranche rights and obligations (the “**Series B-2 Tranche Rights**”) and Series B-3 Warrants as liabilities on the unaudited condensed consolidated balance sheets included elsewhere in this prospectus. We measured the Series B-2 Tranche Rights and Series B-3 Warrants at fair value upon issuance in October 2022,

March 2023, and June 2023, and remeasured the liabilities to fair value at December 31, 2022, March 31, 2023, June 30, 2023, and August 10, 2023, with changes in the fair value at

## [Table of Contents](#)

each measurement date recognized in change in fair value of tranche and warrant liabilities in the consolidated statements of operations. The Series B-2 Tranche Rights and series B-3 Warrants were extinguished in the Business Combination.

The fair value of the Series B-2 tranche liabilities was determined using a Binomial Tranche Model. The fair value of the Series B-3 Warrants was determined using a probability-weighted expected outcome model whereby the following two scenarios were probability-weighted based on Legacy TriSalus's expectation of each occurring: (1) a status quo scenario whereby Legacy TriSalus would continue as a private company and (2) a scenario where the Business Combination would close. Under the status quo scenario, the Series B-3 Warrants, including warrants to be issued under the second and third tranches, were valued using the Black-Scholes model.

The fair value of the Series B-2 tranche liabilities and Series B-3 Warrants used various inputs and assumptions that required management to apply judgment and make estimates, including:

- the equity value under the status quo scenario, which was determined using the Guideline Public Company method within the market approach to estimate the fair value of equity on a minority, marketable basis using selected publicly traded peer companies and valuation multiples based on size, growth, profitability, and other relevant factors;
- the fair value of underlying Series B-2 preferred stock, which was determined using the Option Pricing Model to allocate Legacy TriSalus's equity value among its various classes of equity securities under the status quo scenario;
- issuance and exercise price, which was based on the terms of the purchase agreement;
- expected term, which we based on the expiry periods as defined in the purchase agreement;
- expected volatility, which was based on the historical equity volatility of publicly traded peer companies for a term equal to the expected term of the warrants and tranche liabilities;
- risk-free interest rate, which was determined by reference to the U.S. Treasury yield curve for time periods commensurate with the expected terms of the warrants and tranche liabilities; and
- expected dividend yield, which we estimate to be zero based on the fact that we have never paid or declared dividends.

These estimates may be subjective in nature and involve uncertainties and matters of judgment and therefore cannot be determined with exact precision. The scenario probability is the most sensitive estimated input into the calculation of the fair value of the Series B-3 Warrants. The risk of exposure is estimated using a sensitivity analysis of potential changes in the significant unobservable inputs, primarily the scenario probability input that is the most susceptible to valuation risk.

### **Emerging Growth Company Status**

Section 102(b)(1) of the JOBS Act exempts emerging growth companies from being required to comply with new or revised financial accounting standards. The JOBS Act provides that a company can choose not to take advantage of the extended transition period and comply with the requirements that apply to non-emerging growth companies, and any such election to not take advantage of the extended transition period is irrevocable. MTAC previously elected to avail itself of the extended transition period, and following the Closing of the Business Combination, we are an emerging growth company and will take advantage of the benefits of the extended transition period that the emerging growth company status permits. During the extended transition period, it may be difficult or impossible to compare our financial results with the financial results of another public company that complies with public company effective dates for accounting standard updates because of the potential differences in accounting standards used.



## [Table of Contents](#)

We will remain an emerging growth company under the JOBS Act until the earlier of: (1) the last day of the fiscal year (a) following the fifth anniversary of the closing of MTAC's initial public offering (i.e., December 31, 2025), (b) in which we have total annual gross revenue of at least \$1.235 billion, or (c) in which we are deemed to be a "large accelerated filer" under the rules of the SEC, which means the market value of our common equity that is held by non-affiliates exceeds \$700.0 million as of the end of the prior fiscal year's second fiscal quarter; and (2) the date on which we have issued more than \$1.0 billion in non-convertible debt securities during the prior three-year period.

### **Recent Accounting Pronouncements**

Note 2(q) to our unaudited condensed consolidated financial statements included elsewhere in this prospectus includes more information about recent accounting pronouncements, the timing of their adoption, and our assessment, to the extent we have made one, of their potential impact on our financial condition and our results of operations.

## OUR BUSINESS

*The following discussion reflects the business of TriSalus Life Sciences, Inc., as currently embodied by each of Legacy TriSalus and TriSalus after the Closing of the Business Combination. As used in this section, “TriSalus,” “we,” “us” and “our” generally refer to Legacy TriSalus prior to the Closing of the Business Combination and TriSalus following the Closing of the Business Combination unless the context specifically indicates otherwise.*

### Overview

We are an oncology company integrating standard-of-care treatments and our investigational immunotherapeutic with disruptive delivery technology with the goal of transforming the treatment paradigm for patients battling liver and pancreatic tumors. We have developed an innovative organ-specific platform that is designed to overcome two of the most significant challenges that prevent optimal delivery and performance of immunotherapeutics in these difficult-to-treat diseases: (i) high intratumoral pressure caused by tumor growth and collapsed vasculature restricting the delivery of oncology therapeutics and (ii) the immunosuppressive properties of liver and pancreatic tumor immune cells. By systematically addressing these barriers, we aim to improve checkpoint inhibitor (“CPI”) response and enable improved patient outcomes.

### Background

Liver and pancreatic cancers are among the world’s most lethal diseases. Depending on the disease stage, many patients have no curative treatment options and have poor outcomes, with 5-year survival rates ranging from 8-20% for patients with advanced disease. While immunotherapy represents one of the greatest advancements in cancer treatment over the past 50 years, patients with primary or secondary tumors in the liver or pancreas are less likely to respond to treatment relative to most other cancer types that do not involve these sites of disease. These patients need new treatment options designed to address the unique challenges specific to liver and pancreatic tumors that limit the success of immunotherapy.

### *The Opportunity: Changing the Treatment Paradigm with an Innovative Platform*

We have developed a platform approach to address the unique challenges of treating tumors in the liver and pancreas by integrating our investigational immunotherapeutic, SD-101, with our innovative drug delivery technology with the goal of overcoming the two primary barriers that inhibit treatment success: intratumoral pressure and immunosuppression, both of which limit therapeutic delivery and efficacy.

Our delivery method — Pressure-Enabled Drug Delivery (PEDD™) (“**PEDD**”) — modulates pressure and flow within blood vessels to improve the intravascular therapeutic delivery and is designed to increase the likelihood of tumor response in ways traditional approaches currently do not. In addition, we are studying the ability of SD-101, an investigational class C toll-like receptor 9 (“**TLR9**”) agonist, to reactivate the immune system within the liver and pancreas by broadly reprogramming immune cells and reducing myeloid derived suppressor cells (“**MDSCs**”) which we believe will enable more durable responses to CPIs, thereby improving patient outcomes. SD-101 has previously been shown in both clinical and non-clinical studies to broadly induce interferon production, dendritic cell activation, and B cell activation. Through pre-clinical experiments and early clinical experience in patients with liver tumors, we have recently demonstrated that SD-101 may reduce MDSCs, which are important mediators of immunosuppression in liver and pancreas tumors, while also stimulating immunity systemically. SD-101 delivered via the PEDD method is designed to promote responsiveness to systemic checkpoint inhibition by:

- Reducing or eliminating liver MDSCs by inducing apoptosis and favorably reprogramming them to M1 macrophages; and
- Enhancing innate immunity (e.g., DC and NK cells), directly stimulating B cells, and promoting T-cell infiltration and cytotoxic T-cell programming to create an immuno-responsive environment stimulating greater responses to checkpoint inhibition.

We believe that the combination of PEDD with SD-101 creates a platform approach with the potential to address common therapeutic barriers across numerous cancer indications affecting the liver and pancreas and that this approach could provide a meaningful benefit to patients. There is also the potential that this platform may not only enable CPIs, but other classes of immunotherapy as well, such as cell therapeutics.



## [Table of Contents](#)

The PEDD component of our platform currently comprises two FDA-cleared devices that use our proprietary method to enhance delivery of therapeutics: (i) TriNav for liver tumors used during hepatic artery infusion procedures and (ii) the pancreatic retrograde venous infusion (“**PRVI**”) device for pancreatic tumors using a novel delivery approach designed to address anatomic limitations of arterial infusion for the pancreas. The TriNav device is currently in use with standard-of-care therapeutics for patients with primary and metastatic liver tumors. PEDD has been used in over 18,000 procedures, primarily for transarterial chemoembolization (“**TACE**”) and transarterial radioembolization (“**TARE**”) delivery during routine outpatient interventional radiology procedures. The PRVI device, is currently being studied in a clinical trial for SD-101 delivery into pancreatic tumors. Although FDA-cleared, the PRVI device has not yet been commercialized and commercial sale is not anticipated before 2025.

Currently we are studying our platform approach in three clinical trials, which include four indications, in leading academic oncology centers across the United States (“**U.S.**”). In these trials, PEDD devices are used to administer our investigational immunotherapy candidate, SD-101, through a regional intravascular approach for patients with liver and pancreatic tumors alone or in combination with intravenous systemic CPI infusions. We believe this approach will maximize TLR9 stimulation within the liver and pancreas and eliminate immunosuppressive cells to broadly reprogram the tumor microenvironment (“**TME**”) with the goal of enabling improved efficacy of systemic immunotherapies like CPIs or cell therapy.

### ***Strategic Acquisition of SD-101***

In July 2020, we acquired SD-101, a class C TLR9 agonist, from Dynavax Technologies Corporation. Prior to acquiring SD-101, we embarked on a comprehensive landscape assessment evaluating assets currently or formerly in clinical development that would fit the criteria for optimal immunomodulation of the TME in the liver and pancreas. Our selection criteria included the identification of an immunotherapeutic with a potential mechanism of action to specifically address immunosuppressive mechanisms in the liver and/or pancreas; the potential to enable systemic checkpoint inhibition in patients with liver or pancreatic tumors to the extent observed in other indications, and the ability to broadly reprogram the TME while addressing MDSCs.

We concluded that the greatest value creation and cancer patient impact opportunity for the PEDD devices, including TriNav, would be to demonstrate clinical efficacy in difficult to treat “cold tumors” such as those affecting the liver and pancreas.

In particular, we chose to focus on TLR agonists since they are well known to have broad TME modulating effects with induction of immunity at distal sites. Many have been in clinical development with varying results, most often using needle injection strategies which limit the ability to treat multiple or large tumors. TLR agonists are generally not safe to be administered intravenously due to concerns related to excessive immune cell activation. Within the TLR agonist space, TLR9 targeting assets were particularly attractive given our hypothesis that MDSC may be eliminated in the liver via TLR9 engagement.

We acquired SD-101 from Dynavax based on Phase 2 study data that demonstrated improved responsiveness to pembrolizumab with acceptable tolerability in stage IV cutaneous melanoma. In particular, Dynavax conducted the Synergy-001/KEYNOTE 184 Phase 1b/2 study (the “**Synergy study**”) to assess the safety and preliminary efficacy of the combination of intratumoral SD-101 and intravenous (“**IV**”) pembrolizumab for cutaneous melanoma and head and neck cancer. In the Synergy study, SD-101 + pembrolizumab was associated with a serious adverse event rate on par with that of pembrolizumab alone, and a response rate of 78% was achieved in treatment naïve patients. It was also studied in the I-SPY2 Trial for patients with high-risk, Stage II/III breast cancer. In the melanoma and head and neck carcinoma studies, SD-101 in combination with anti-programmed cell death protein 1 (“**PD-1**”) therapy produced response rates that are higher than those reported for anti-PD 1 therapy alone. See Note 8 — “Dynavax Purchase” to our consolidated financial statements included elsewhere in this prospectus for more information. We believed that we could substantially enhance SD-101’s profile to create new liver and pancreas opportunities via PEDD administration to optimize its delivery while minimizing systemic exposure, thereby enhancing the therapeutic index and bringing SD-101 and PEDD into clinical testing as a platform approach. Our goal is to achieve a similar response rate for SD-101 with checkpoint inhibition as reported in stage IV melanoma across a wide array of liver and pancreatic indications.

Since acquiring the worldwide rights to SD-101, we have initiated three Phase 1/1b Pressure Enabled Regional Immuno-oncology (PERIOTM) (“**PERIO**”) studies which are focused on four indications within the primary liver cancer, metastatic liver cancer, and locally advanced pancreatic cancer categories. We are testing the ability of the SD-101/PEDD therapeutic platform to enable systemic CPIs in:

- Uveal melanoma with liver metastases (PERIO-01, NCT04935229);

## [Table of Contents](#)

- Intrahepatic cholangiocarcinoma (“**ICC**”) and hepatocellular carcinoma (“**HCC**”) (PERIO-02, NCT05220722); and
- Locally advanced pancreatic carcinoma (PERIO-03, NCT05607953).

We are also planning on testing the SD-101/PEDD therapeutic platform in patients with liver metastases from colorectal carcinoma. We are collaborating with leading cancer centers across the country to help leverage our deep immuno-oncology expertise and our unique, proprietary platform to improve patient responses to CPI therapy and potentially allow a greater number of cancer patients to benefit from immunotherapy advances.

We believe our approach in combination with CPI therapy has the potential to extend and improve the lives of patients battling liver and pancreatic tumors.

### **Current Treatment and Limitations**

In the 1990s, researchers discovered that cancer cells can block the immune system from attacking the tumor through immune checkpoints such as cytotoxic T-lymphocyte-associated protein 4 (“**CTLA-4**”) and PD-1. These drugs, known as “checkpoints,” normally control immune responses to infections or other stimuli, to mitigate collateral tissue damage. Cancer cells can exploit these checkpoint molecules to escape detection and elimination by immune cells. CPIs work by blocking the interaction of checkpoint proteins found on T cells and the associated receptor proteins found on other cells, including tumor cells. When these proteins bind together, an “off” signal in T cells is blocked, enabling a potential anti-tumor immune response. These seminal discoveries enabled researchers to focus on developing CPI therapies, which spurred the approval in the last decade of several CPIs including PD-1 and programmed death-ligand 1 (“**PD-L1**”) blocking antibodies (often referred together as “**PD-(L)1**”). Importantly, for CPIs to work, tumors require the presence of a sufficient number of CPI targets within them — activated or exhausted T cells.

Two critical barriers have historically hindered immunotherapy success in patients with intrahepatic and pancreatic malignancies: (1) delivery of immunotherapy agents into high-pressure liver tumors is inefficient with conventional approaches and (2) specific immunosuppression pathways hinder immunotherapy responsiveness. In the majority of liver and pancreatic cancers, the tumors are not infiltrated by T cells and the TME overall is suppressed. An accumulation of suppressive immune cells, such as MDSCs, further limit the ability of T cells to enter into tumors and remain in an activated state. For immunostimulatory drugs like SD-101 to enable CPIs and other forms of immunotherapy, successful delivery into tumors is necessary. Intratumoral pressure in the TME may result in subtherapeutic drug concentrations at the site of disease. With systemic intravenous (IV) infusion, it is difficult to achieve therapeutic levels within the tumor due to distribution of cardiac output and high intratumoral pressures, and off-target toxicity is common. Local needle injection, the traditional approach for TLR agonists since they typically cannot be administered systemically, is highly localized at the point of insertion, not uniformly distributed throughout the tissue (particularly in patients with large or multiple tumors), and physically impractical for most tumors, including liver and pancreas. Importantly, regional intravascular delivery with standard microcatheters does not address the intratumoral pressure barrier, while balloon catheters cause a cessation of forward blood flow, which may eliminate the ability to augment baseline intravascular pressure.

Despite progress in other cancer treatments with CPIs, tumors in the liver and pancreas remain challenging to treat and patients have extremely poor outcomes. Few patients with liver or pancreatic cancers demonstrate benefit from CPIs and other immunotherapy approaches. Enabling immunotherapy in liver and pancreas cancer patients requires not only optimization of therapeutic delivery, but also a therapeutic with a mechanism of action appropriate for the specific biologic barriers in the liver and pancreatic tumors. This may be particularly important for CPIs as an emerging body of literature indicates that the presence of tumors in the liver may be among the most significant determinants of poor outcomes in patients receiving anti-PD-1 and/or anti-CTLA-4 agents.

### ***Overcoming Barriers to Effective Drug Delivery with PEDD***

Systemic delivery of cancer therapeutics presents two critical challenges for patients with liver tumors. First, based on the normal distribution of cardiac output, the liver will receive a small fraction of the dose. Second, intratumoral solid stresses compress the interior of the tumor and deform blood vessels, reducing the delivery of drugs.

Hypoperfusion and interstitial hypertension pose major barriers to the systemic administration of chemotherapeutic agents and nanomedicines to tumors, reducing treatment efficacies. In particular, vessel leakiness together with vascular compression cause elevated interstitial fluid pressure that hinders delivery of therapeutic agents and limits efficacy.

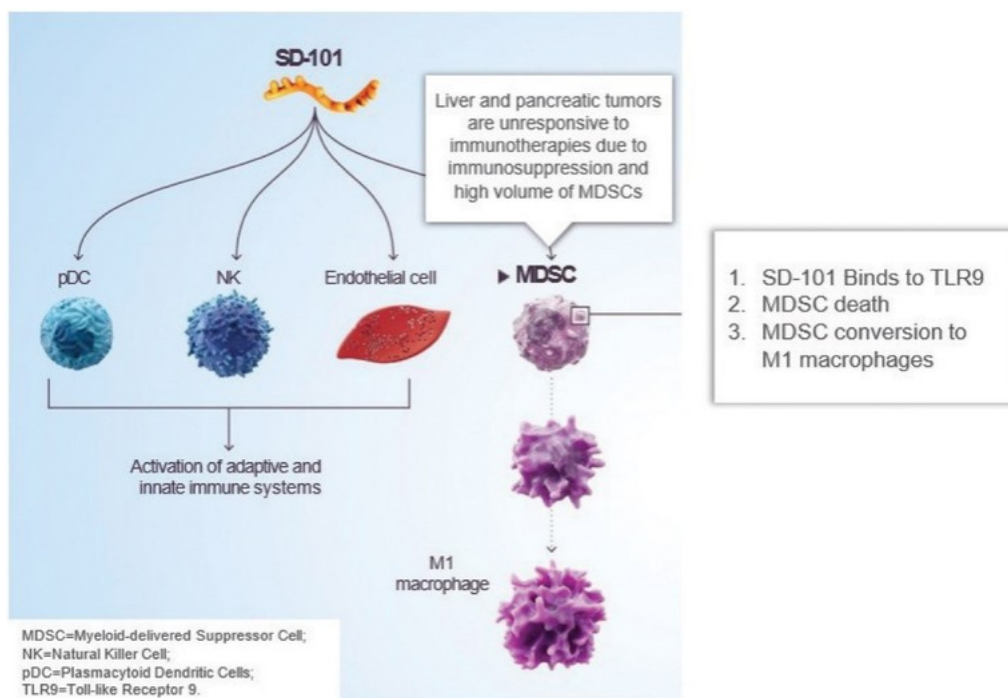
## [Table of Contents](#)

As such, a technological solution to the intratumoral pressure barrier may enable more effective delivery of therapeutic agents to liver and pancreas tumors. PEDD devices are engineered to overcome high intratumoral pressure through creation of a favorable pressure gradient, while at the same time minimizing systemic exposure and decreasing toxicity. In small trials and retrospective studies, the capability of PEDD to modulate pressure during infusion has been shown to overcome the infusion barriers of the TME and improve therapeutic delivery.

### ***Treating Immunosuppression in the Liver and Pancreas***

The immunosuppressive properties of liver immune cells protect humans from excessive responses to foreign antigens but limit the ability of human immune systems to fight intrahepatic neoplasia. The propensity of primary and metastatic tumors to thrive in the liver is in part reflective of the tolerogenic nature of the intrahepatic milieu. T-cell suppression caused by MDSCs is mediated in part by L-arginine depletion by arginase 1 or by reactive oxygen species. Liver MDSCs expand in response to granulocyte-macrophage colony-stimulating factor (“GM-CSF”) secreted by tumor cells and GM-CSF enhances their capacity to suppress immunotherapeutic cells through exploitation of signal transducer and activator of transcription 3 (“STAT3”) signaling, indoleamine 2,3-dioxygenase (“IDO”) and PD-L1 to suppress anti-tumor immunity. At the same time, PEDD has been shown to significantly improve therapeutic delivery to liver tumors using a regional intravascular approach and SD-101 has demonstrated enhanced response rates to CPI therapy in cutaneous melanoma.

*SD-101 mechanism of action.* As a class C TLR9 agonist, SD-101 has the capacity to stimulate a broad array of immune cells and induce numerous cytokines. In addition, SD-101 may be able to reduce myeloid suppressor cells in the liver and pancreas.



### ***Uveal Melanoma Liver Metastases***

With fewer than 3,000 new diagnoses per year in the United States, uveal melanoma is a rare solid organ malignancy in which metastatic spread to the liver results in rapidly progressive and often fatal disease. Uveal melanoma, however, is the most common primary intraocular malignancy accounting for 3% to 5% of all melanoma cases. Uveal melanoma arises from melanocytes within the uveal tract, but it is a unique disease with distinct genetic, chromosomal, and biologic features not observed in cutaneous melanoma. Although primary uveal melanoma tumors can be managed effectively with surgical or radiation therapy, metastatic disease occurs in more than 50% of patients and involves the liver in up to 90% of patients. The disease course of uveal melanoma that has metastasized



## [Table of Contents](#)

to the liver is well understood, with a 1-year overall survival (“OS”) rate of 43% and approximately 90% of patients not surviving beyond 24 months.

CPIs that target CTLA-4, such as ipilimumab, and those that target PD-1, such as nivolumab and pembrolizumab, while highly effective in cutaneous melanoma, have only had limited efficacy in metastatic uveal melanoma. An important contributor to the failure of current therapies to effectively treat uveal melanoma is the profoundly immunosuppressive intrahepatic environment. The liver contains an abundance of immunosuppressive cell types, including liver sinusoidal endothelial cells, regulatory T cells, and MDSCs. In the setting of liver metastases, MDSCs are critical drivers of intrahepatic immunosuppression, enabling growth and progression of malignant tumors and limiting the efficacy of immune-oncology therapies.

The recent regulatory approval of tebentafusp, a bispecific T-cell receptor engager, which had a 1-year OS rate of 73% offers promise for patients with stage IV uveal melanoma and demonstrates that immunotherapy has potential application in addressing this disease. However, approximately 50% of patients are ineligible due to human leukocyte antigen (“HLA”) type. While the OS data was positive, the response rate was only 9% and progression-free survival at one year only approximately 19%. Despite representing a crucial clinical advance, the unmet need in the stage IV uveal melanoma space persists.

### ***Primary Liver Cancer***

HCC and ICC are the most common primary liver tumors, with HCC representing approximately 90% of cases. While the underlying reasons for the biologic aggressiveness of HCC and ICC are not fully understood, the profoundly immunosuppressive intrahepatic environment is likely an important contributor to both disease progression and failure of current therapies. Given limited success of single agent CPI therapy for HCC and ICC, these drugs have been used in this patient population, but with less success than other diseases.

Encouraging results have been reported in carefully selected HCC patients with CPI combination therapies, although these are tempered by limited response rates and clinical outcomes, a result that we believe to be associated with the immunosuppression in the liver and the delivery barrier imposed by high intra-tumoral pressure. In the Checkmate-040 study, HCC patients treated with nivolumab + ipilimumab had an overall response rate (“ORR”) of 32% (5% CR) with a median OS time of 22.8 months. The IMbrave 150 trial tested the combination of atezolizumab + bevacizumab in HCC patients, with the reported ORR being 27.3% (CR 5.5%), median progression-free survival (“PFS”) of 6.8 months, and median OS of 19.2 months. Data on the use of CPI in ICC is more limited, but suggests significant challenges related to the TME. A study of biliary tract cancers, including ICC, demonstrated an ORR of 22% and median PFS of 3.7 months following treatment with nivolumab + ipilimumab. In a transcriptome study which categorized 566 cases of ICC, only 11% displayed “hot” phenotype required for CPI responsiveness, whereas 45% showed a “cold” phenotype, which has been associated with CPI failure. For both HCC and ICC, improvements in CPI responsiveness are needed. A recent first-line approval based on the TOPAZ-1 trial, which evaluated durvalumab plus chemotherapy for patients with advanced biliary tract cancer, brings checkpoint therapy into standard-of-care for ICC, but the ORR was 26.7% and incidence of grade 3 or 4 adverse events was 75.7%. Several checkpoint inhibitor regimens are approved for first- and second-line HCC treatment, but recent data published in the Journal of Clinical Oncology indicates the real-world response rates may be lower than observed in the pivotal trials. As with the uveal melanoma immunotherapy landscape, further advances are required to address the remaining significant unmet clinical need.

### ***Locally Advanced Pancreatic Adenocarcinoma (“LA-PDAC”)***

LA-PDAC is associated with rapid progression, resistance to conventional therapies, deterioration in quality of life, significant morbidity, and a high mortality rate. PDAC tumors are characterized by dense desmoplastic stroma with a paucity of effector immune cells, rendering both drug delivery and stimulation of immune responses very challenging. Immuno-oncology approaches in general and CPI therapy have been highly successful in other malignancies, but PDAC is a particularly aggressive disease which has proven resistant to immunotherapy regimens. Poor responses to CPI therapy in PDAC patients may be due to the presence of suppressive immune mediators such as MDSCs, scarcity of effector T cells, and drug delivery challenges due to a highly desmoplastic stroma creating high tumor pressures. Response rates to CPI in patients with PDAC are routinely below 10% and new therapeutic options capable of addressing the delivery and immunologic barriers are urgently needed. Like uveal melanoma liver metastases, HCC, and ICC, LA-PDAC immunotherapy success may be limited due to challenges with drug delivery and a deeply

immunosuppressive TME driven by MDSC. The PERIO programs are designed to test a delivery technology and class C TLR9 agonist with the potential to enhance immunotherapy performance in intrapancreatic indications.



### ***Treatment of Liver Tumors with Transarterial Radioembolization***

Radioembolization is a treatment option for HCC patients that are not candidates for resection with intermediate to advanced stage hepatocellular carcinoma as characterized by the Barcelona Clinic Liver Cancer (“**BCLC**”) staging system. Radioembolization is used in BCLC stage A disease as an alternate to ablation. TACE is an alternative to radioembolization in patients with intermediate-stage disease. However, radioembolization is preferred by many because, relative to TACE, radioembolization is better tolerated and is associated with a longer time to progression, though no survival benefit has been demonstrated.

The PEDD approach may provide a reliable method to maximize the tumor to normal liver ratio (“**T/N ratio**”). PEDD devices are designed to not only increase therapeutic delivery to target tumors but also to provide anti-reflux protection to minimize off-target delivery of radioactive microspheres and potential complications associated with undesired normal tissue exposure. A pilot study of the anti-reflux catheter not only demonstrated reduced hepatic nontarget embolization but also found a significant increase in tumor deposition of <sup>99m</sup>Tc-MAA by a factor of 1.68 (range 1.33 to 1.90,  $p < 0.05$ ). At least one study at the Saint Luc University Hospital and King Albert II Cancer Institute in Brussels, Belgium has also confirmed the superiority of PEDD devices in improving tumor deposition in liver radioembolization with resin microspheres.

In addition to the above benefits of the PEDD approach, the valve on the PEDD device works to provide a fixed centro-luminal catheter position compared to a standard microcatheter where the position of the catheter is in a random off-centered position. This more reproducible catheter positioning has been associated with a more homogeneous particle distribution in an in vivo hepatic arterial model. Augmenting the T/N ratio for the delivery of therapeutic microspheres has the potential to increase therapeutic response as a direct positive relationship between adsorbed dose and tumor response has been shown in patients undergoing radioembolization. In addition to the potential for improved response, an increased T/N ratio reduces radiation exposure to normal liver parenchyma and reduces the risk of associated liver toxicity. The objective of a current study underway at Massachusetts General Hospital is to determine if delivery via a PEDD device increases the T/N ratio of radiotracer in the mapping procedure relative to the standard microcatheter. The reproducibility of catheter positioning between the mapping and treatment procedures, as well as the ability of each catheter type to be centered in the vessel during delivery, are also being looked at in this study. A second study recently opened at the MD Anderson Cancer Center is investigating how a PEDD device may improve the concordance between mapping and treatment procedures.

### ***Treatment of Liver Tumors with Transarterial Chemoembolization***

TACE is an image-guided locoregional therapy that involves hepatic artery embolization with intra-arterial infusion of a chemotherapeutic agent and is a commonly used treatment for HCC in the U.S. TACE exploits the vascular biology of HCC, which derives its blood supply from the hepatic artery, to deprive tumors of oxygen and essential nutrients, leading to growth arrest and/or necrosis; however, only a limited number of treated lesions demonstrate extensive or complete pathological necrosis. The mechanisms by which tumor cells survive are thought to be related to their ability to develop an adaptive response to nutrient deprivation. This adaptive response is reflected by the presence of viable tumor cells adjacent to necrotic regions on histopathology and is consistent with the clinical phenomenon of local recurrence observed on follow-up imaging after a brief latency period. These findings emphasize the importance of improving lipiodol TACE delivery to enhance induced ischemia to overcome cell survival mechanisms because poor delivery leads to therapeutic not reaching these areas.

Augmenting lipiodol deposition with hypervascular tumors requires overcoming the interstitial pressure within the tumors. One previously described method of overcoming the relatively high and often heterogenous pressures in the TME could be the PEDD using the 510(k) FDA-cleared TriNav device. TriNav alters downstream hepatic arterial blood pressure and may reduce resistance in tumor microvasculature. In clinical trials, the use of PEDD devices for radioembolization and embolization with drug-coated microspheres to treat HCC has demonstrated improved microsphere deposition, tumor necrosis, and imaging response compared to delivery with conventional end-hole catheters.

### **Our Platform Solution: Addressing the Limitations of Current Approaches in Cancer Immunotherapy**

Our proprietary platform approach seeks to address immune dysfunction in liver and pancreatic tumors by combining our drug delivery technology with immunotherapeutics. In small prospective and retrospective studies, PEDD has shown the ability to overcome intra-tumoral pressure and enable delivery of therapeutics intravascularly into liver tumors relative to conventional regional

## [Table of Contents](#)

delivery. By broadly stimulating the TME and making it susceptible to checkpoint inhibition, we aim to enable immunotherapy responsiveness and increase anti-tumor immune activity which may slow disease progression in liver and pancreatic cancer patients.

### ***Platform Components***

- ***PEDD Devices:*** Launched in 2020, TriNav is a commercial-stage, FDA-cleared device that is designed to administer therapeutics. TriNav, using the PEDD method, delivers SD-101 to tumors in the liver, with the ability to deliver the therapeutic throughout the entire organ. The improvements in therapeutic delivery with TriNav relative to standard devices is supported by clinical data from multiple peer-reviewed studies conducted at various clinical sites and more than 17,000 PEDD device cases performed to-date for liver tumors. TriNav uses the proprietary PEDD method of administration of therapeutics to liver tumors. It is designed to overcome intra-tumoral pressure through modulation of pressure and flow to increase therapeutic agent delivery and improve patient outcomes. TriNav is currently reimbursed by CMS through TPT payments with TPT status extended by the Consolidated Appropriations Act of 2023 through December 31, 2023. TriSalus has been granted a New Technology Ambulatory Payment Classifications (“APC”) code from CMS effective January 1, 2024, and, intends to work toward a Category I CPT code. A second FDA-cleared device, the PRVI device, is designed for therapeutic delivery into pancreatic tumors. The PRVI device has not yet been commercialized and commercial sale is not anticipated before 2025. PEDD devices have been demonstrated in multiple independent clinical studies to increase delivery of chemotherapy beads, enhance response rates to chemotherapy beads, improve tumor targeting with Y-90 products, and enhance cell therapy delivery to liver tumors.
- ***SD-101:*** In July 2020, we acquired SD-101, a class C TLR9 agonist, from Dynavax and are investigating SD-101 as a therapeutic candidate delivered by PEDD to reactivate the immune system within the liver and pancreas with the goal of enabling deeper, more durable responses to other immunotherapeutics (e.g., CPIs) in a range of liver and pancreatic cancers for which limited therapeutic options currently exist. Broad immune suppression driven by MDSCs leads to failure of systemic immunotherapeutics in liver and pancreas tumors. It is believed that activating TLR9 primes immune cells to promote anti-tumor T-cell function, induces interferon pathways, reduces MDSCs and broadly activates the local tumor immune system to reverse immunosuppression in the liver and pancreas.

### **Market Opportunity for TriNav Delivery Technology and Investigational Therapeutic SD-101**

#### ***TriNav Market Opportunity***

The incidence of primary and metastatic liver tumors is steadily increasing, presenting a large opportunity for developing technologies and therapeutics. According to the American Cancer Society, primary liver tumors, including ICC and HCC, currently represent more than 41,000 cases annually in the U.S. The liver is also one of the most common sites for metastases, which is cancer that has spread from another site, and according to the National Cancer Institute, there are at least 96,000 individuals diagnosed annually with liver metastases, primarily from colorectal cancer or non-small cell lung cancer, for a total of more than 137,000 new liver cancer diagnoses per year. We estimate that approximately 40% of these patients are eligible for TACE or TARE procedures and that between 25% and 30% are appropriate candidates for our current TriNav device, representing a potential market opportunity of approximately 37,000 units, or approximately \$286 million, based on our current TPT payment rate of \$7,750 issued by CMS for hospital purchases of TriNav. If TriNav Large, a larger version of TriNav capable of being used in larger vessel size 3.0-5.0 mm, is successfully launched, we expect that our addressable market will increase by approximately 25%, resulting in an aggregate opportunity of 47,500 units or approximately \$368 million, based on an assumption that TriNav’s current reimbursement rate will be comparable to its new permanent reimbursement rate that will take effect beginning January 1, 2024. Currently, TriNav is used for either TACE or TARE, both of which entail localized delivery to HCC or metastatic liver tumors using standard interventional radiology techniques. We are also exploring additional indications for use, which fall within the present 510(k) clearance. Potential market impact of additional indications will be determined after clinical data become available.

#### ***SD-101 Market Opportunity***

According to the American Cancer Society and National Cancer Institute, there are approximately 145,000 relevant new cases of cancer diagnosed annually in the U.S. alone, of which more than 80,000 may be addressable through our SD-101/PEDD platform for liver and pancreas. Assuming an average cost per course of therapy of \$200,000, we estimate that the total annual addressable market

[Table of Contents](#)

in the U.S. alone for SD-101 could be in excess of \$15 billion. Additionally, there is a high global incidence in key targeted indications, such as HCC and ICC, providing an additional opportunity outside the U.S.

**Our Platform: US Annual Addressable Market Opportunity >\$15bn<sup>1</sup>**



*SD-101 Potential Indications: Uveal Melanoma*

Melanoma is a malignant tumor derived from melanocytes. Despite similarities between cutaneous and uveal melanoma with respect to cell of origin, the genetic, molecular, and clinical features are entirely distinct. In particular, uveal melanoma has a unique metastatic pattern, with the liver being the dominant site of spread. Uveal melanoma is more aggressive and resistant to current therapies than cutaneous melanoma. Up to 50% of patients develop metastatic disease, with 90% of stage IV patients developing liver metastases. The highly suppressive immune environment in the liver may prevent immunotherapies such as CPIs from achieving success in this patient population.

Currently, there are limited treatments for uveal melanoma. Dual agent checkpoint inhibition can achieve an 18% ORR, providing indication that checkpoint therapy can be responsive. This ORR was reported in a September 2020 study published in the Journal of Clinical Oncology where MD Anderson reported via a Phase 2 trial of 35 patients a median PFS of 5.5 months and median OS of 19.1 months. The cold immune TME may limit the extent of activity of checkpoint therapy in this population. The recent regulatory approval of tebentafusp offers promise for patients with stage IV uveal melanoma and demonstrates that immunotherapy has potential application in addressing this disease. However, approximately 50% of patients are ineligible due to HLA type.

We are seeking to create a TME more amenable to checkpoint inhibition, which we believe may potentially be achievable due to direct delivery of SD-101 to the liver with PEDD, the dual mechanism effect of broad intratumoral immune stimulation coupled with elimination of MDSCs, and the absence of HLA restrictions.

*SD-101 Potential Indications: Intrahepatic Cholangiocarcinoma*

Cholangiocarcinoma (“CCA”) is a rare and aggressive form of primary bile duct cancer that may arise at any point in the biliary tree. ICC is located within the liver’s bile ducts and, therefore, can be targeted with TriNav in the same manner as liver metastases or HCC. ICC is the second most common primary intrahepatic malignancy after HCC comprising approximately 15% of all liver tumors. ICC has a poor prognosis since it is typically diagnosed when the disease is already in advanced stages. Despite growing awareness and education of the disease, outcomes have not improved substantially in the last decade, with a 5-year survival rate of 7-20% and tumor recurrence rates after resection.



## [Table of Contents](#)

Locoregional therapies are appropriate for selected ICC patients depending on the location of ICC within the liver. Like HCC, ICC tumors are supplied predominantly by the hepatic artery. In patients with localized, unresectable ICC, TACE is a treatment option and associated with median OS durations of 6-20 months. Radioembolization using yttrium-90 microspheres is an alternative treatment option for unresectable ICC (median OS duration of 11-22 months).

For patients with advanced or metastatic disease, systemic chemotherapy with gemcitabine + cisplatin (“**gem/cis**”) has been the standard-of-care with FOLFOX or FOLFIRI chemotherapy regimens for later line therapy. Recently, the FDA approved the PD-L1 inhibitor, durvalumab, in combination with gem/cis, for the treatment of first-line patients with advanced or metastatic biliary tract cancers, including ICC. In this trial of first-line patients, median OS for durvalumab + gem/cis was 12.8 months, as compared to 11.5 months for gem/cis alone. In 2021, the FDA approved fibroblast growth factor receptor 2 and isocitrate dehydrogenase-1 (“**IDH1**”) inhibitors for second line and third line treatment in CCA, but less than 15% of the patients are eligible. The results from CPI in microsatellite instability-high CCA (<10% of CCA patients) may suggest the potential for immunotherapy to work if the TME in microsatellite instability-stable patients can be reprogrammed effectively. Since ICC is typically a desmoplastic tumor with a “cold” TME, direct tumor administration of SD-101 via PEDD has the potential to enhance patient outcomes. We will initially seek a second-line and beyond indication for ICC for which the current standard of care is systemic chemotherapy.

### *SD-101 Potential Indications: Hepatocellular Carcinoma*

HCC remains a significant health challenge and is among the most prevalent and deadly cancers. Unique features of HCC include the liver-only or liver-dominant disease location, in addition to the presence of underlying liver disease or cirrhosis in most patients. While HCC may be immunogenic in some cases as demonstrated by limited responsiveness to CPI, the pro-inflammatory conditions enhance the underlying immunosuppression in the liver which drives both disease progression and resistance to immunotherapy. The poor outcomes of HCC primarily stem from: (1) late-stage presentation, (2) liver fibrosis and dysfunction, (3) challenges with systemic drug delivery for a liver-centric disease, and (4) baseline immunosuppression in the liver exacerbated by chronic injury.

Despite effective management of early-stage disease through liver transplantation and surgical resection or ablation, most patients with HCC will recur and more than 50% present with advanced disease. For patients with recurrent or advanced disease, embolization and systemic therapies may offer disease control in subgroups. Stable disease control or cure remain out of reach for most HCC patients. While tyrosine kinase and CPIs have offered improvements relative to historical benchmarks in HCC patients with recurrent or advanced disease, response rates remain low. We will initially seek a second-line and beyond indication for HCC.

### *SD-101 Potential Indications: Pancreatic Cancer*

Pancreatic ductal adenocarcinoma (“**pancreatic cancer**” or “**PDAC**”) is a prevalent, highly lethal cancer, with a five-year survival rate of 11%. Systemic first-line therapies for advanced pancreatic carcinoma currently provide short-term disease control. Both locally advanced and metastatic PDAC face similar challenges with respect to drug delivery and deep immunosuppression.

Despite advances in systemic therapy and surgical care, the outcomes for PDAC patients have remained poor highlighting the need for novel approaches. The National Comprehensive Cancer Network recommends consideration of clinical trials as the preferred option in the first-line setting for metastatic and locally advanced PDAC, emphasizing the broad recognition that current therapies are failing. First-line therapy for advanced or recurrent disease patients involves either FOLFIRINOX, a chemotherapy regimen that includes four drugs, or Gemcitabine-Abiraterone. Immunotherapy and CPIs have minimally impacted PDAC. A hallmark of PDAC TME is the abundance of noncancer cell components, collectively designated as the stroma, including MDSCs, which can account for up to 90% of the tumor mass. The stroma has been shown to inhibit both spontaneous and therapeutically induced antitumor immunity making it difficult to treat.

Higher CPI response rates in mismatch repair (“**MMR**”) deficient PDAC patients suggest promise for CPI in combination with immune reprogramming agents, although fewer than 5% of PDAC patients are MMR deficient. The success of immunotherapy in PDAC may hinge on successful management of two critical barriers: (1) PDAC tumors

are densely desmoplastic, with the stroma and high tumor pressures posing a major barrier to drug delivery and (2) PDAC tumors foster deep immunosuppression, which is driven in part by MDSCs.

We are initially focusing on locally advanced PDAC due to the potential of the PRVI device to deliver SD-101 into pancreatic tumors with the PRVI approach. Drug delivery to pancreatic tumors is more challenging than to the liver, given the more complicated



## [Table of Contents](#)

arterial anatomy for the pancreas. We believe that the potential to administer an immunomodulatory drug, such as SD-101, into pancreatic tumors with PEDD creates a highly differentiated clinical approach and significant value creation opportunity. Following the initial safety trials in PERIO-03, we plan to move into the neoadjuvant setting for PDAC where patients are typically treated earlier in their disease course.

### **Our Approach**

Two critical barriers, high intra-tumoral pressure and broad immune suppression driven by MDSCs, limit the delivery and efficacy of immunotherapies in tumors of the liver and pancreas. Notably, less than 1% of therapeutic may be delivered into a tumor with systemic infusion. We believe that comprehensively addressing these two barriers has the potential to enable patients with liver and pancreatic tumors to benefit more reliably from CPIs.

We believe that the strength of our therapeutic platform is the combination with, and potential to enable, systemic immunotherapies like CPIs and cell therapy. Our proprietary platform approach seeks to address immune dysfunction in liver and pancreatic tumors by combining its drug delivery technology with immunotherapeutics.

- ***Fast-Growing Device Business:*** While we are pursuing commercialization of additional technologies leveraging the PEDD approach, such as the PRVI device, TriNav is already a commercial-stage, high margin, and FDA-cleared drug delivery device. The PEDD approach has undergone peer-reviewed studies at multiple clinical sites and been performed in more than 17,000 cases to date. Longer term, if our platform is validated and approved by the FDA, TriNav is expected to support the growth and effectiveness of SD-101 in addition to SD-101 utilization supporting increased TriNav demand. TriNav achieved \$8.4 million in revenue in 2021.

***Significant Potential Upside From SD-101 Program in Development:*** We are investigating SD-101 as a therapeutic candidate to re-activate the immune system within the liver and pancreas and to enable deeper and more durable responses to other immunotherapeutics (e.g., checkpoint inhibitors) with the goal of achieving better patient outcomes. We are initially evaluating SD-101 for the treatment of uveal melanoma with liver metastases, hepatocellular carcinoma and intrahepatic cholangiocarcinoma. We believe delivering SD-101 through our proprietary FDA cleared PEDD technology creates a potential opportunity to change the paradigm of how liver and pancreatic cancer is treated. We are currently enrolling uveal melanoma patients with liver metastases in the PERIO-01 clinical trial administering SD-101 via our PEDD technology in combination with systemic CPIs (“**PERIO-01**”), ICC and HCC patients in a similarly designed trial, PERIO-02 (“**PERIO-02**”), and locally advanced pancreatic adenocarcinoma patients in PERIO-03 (“**PERIO-03**”). Our current pipeline focuses on liver and pancreas cancer, which represents a market opportunity of more than \$15 billion based on multiple indications in these organs, and multiple settings within these indications. Phase 1/1b early response data for the uveal melanoma and ICC indications was received in the first quarter of 2023, with additional data presented in June 2023 at the American Society of Clinical Oncology (“**ASCO**”). More mature efficacy data at the highest dose levels for the uveal melanoma and ICC and HCC indications is expected in the fourth quarter of 2023. As described below, in July 2023, we received written responses from the FDA in reference to a Type B meeting request related to our PERIO-01 clinical program. Based on the FDA’s feedback, we will wait for Phase 1 to complete enrollment and for efficacy data to mature before initiating any further studies for this program. The initiation and timing of Phase 2 trials and related data milestones are dependent on multiple factors, including prioritization of available capital, interactions with regulatory authorities, enrollment rates, and external events which may impact operations at clinical sites. In connection with our development plan for HCC, we are also considering a separate study for advanced second line and beyond HCC with SD-101 in combination with Y-90 radioembolization. HCC study prioritization will be based on data expected to be available in the fourth quarter of 2023.

- ***Unique Platform Approach Combining Drug Delivery Technology with Immunotherapeutic:*** PEDD is designed to overcome infusion barriers of the TME and improve therapy penetration. In small prospective and retrospective studies, PEDD has shown the ability to overcome intra-tumoral pressure and enable higher intra-tumoral drug concentrations, with less therapy delivered to non-target tissue than standard microcatheters.
- ***Multi-Layered Intellectual Property Protection:*** We aim to interweave patents and exclusivity to increase the long-term protection of our intellectual property. By layering multiple levels of intellectual property

protection — from process to our platform intellectual property to methods of treatment, all of which surround TriNav and SD-101 product-specific intellectual

## [Table of Contents](#)

property — we believe that, notwithstanding the expiration of certain of our patents in December 2023, we have effectively created long-term exclusivity for our most critical intellectual property.

- **Successful Track Record of Value Creation:** Our team’s deep clinical expertise and strategic partnerships and collaborations with leading cancer centers and strong track record of value creation across an array of medical device companies provides us with the potential to successfully develop and bring to market life-saving cancer treatments.

### **Growth Strategies**

Our goal is to target the significant unmet medical needs of patients with liver and pancreatic cancers by transforming immunotherapy treatment through using our PEDD method to administer our investigational class C TLR9 agonist, SD-101. We intend to achieve this goal by: (1) advancing our PEDD technology to additional liver and pancreatic indications as well as other organs in the body, (2) expanding the TriNav sales organization in the U.S., (3) expanding internationally through distributors and (4) completing development and obtaining approval of SD-101.

- **Advance the Pipeline:** We believe there is a significant opportunity to continue to advance our PEDD technology to additional liver and pancreatic indications as well as other organs in the body. Additionally, we will continue to progress our clinical evidence of PEDD through TriSalus-sponsored and investigator-sponsored research.

#### *TriNav*

The next product that we plan to commercialize is TriNav Large, a larger version of TriNav capable of being used in larger vessel sizes, 3.0-5.0 mm, which was 510(k) cleared by the FDA in May 2023. We intend to launch the product commercially in 2024. Also in development is a smaller version of TriNav, designed to enable access to much smaller vessel sizes, 1.0-2.0 mm. We believe that by offering a full range of sizes to address vessels encountered on TACE and TARE procedures, there is a potential that TriNav and our next-generation of PEDD products could be positioned to be utilized across the wide range of procedural approaches, disease stages, and patient vasculatures that interventional radiologists encounter.

We also intend to embed advanced pressure sensing within our devices to aid in detecting vascular pressure at the site of disease. This information, in addition to tumor size and flow rate, is intended to provide the necessary components to optimize infusions and create clear endpoints for drug delivery.

#### *PRVI*

Additionally, we are advancing our PRVI device, which is currently 510(k) cleared by the FDA and in the safety run-in period of a Phase 1 clinical trial in locally advanced pancreatic cancer.

Our PRVI approach seeks to address many of the key challenges associated with delivering therapeutics to pancreas tumors. The pancreas’ arterial system is composed of numerous small, collateralized vessels that make targeted delivery challenging. Additionally, pancreatic tumors exhibit a dense, desmoplastic stroma that limits the delivery of therapeutics. Certain cell types within the stroma construct an immunologically suppressed microenvironment that prevents the local immune system from clearing the tumor. We believe our PRVI device may address these challenges by:

- Accessing the pancreatic vasculature via the venous system, which allows the clinician access to larger vessels and a greater ability to isolate the tumor region of the pancreas;
- Embedding real-time pressure sensing capability to optimize the pressure and flow to fully perfuse the tumor vasculature;
- Elevating venous pressure sufficiently during infusion to enable retrograde flow and thereby overcome intratumoral pressure and distribute therapy within the tumor;

- Delivering a 3.5 to a 7-fold higher dose of therapeutics to the pancreas tumor compared to systemic administration; and

## [Table of Contents](#)

- Enabling a therapeutic index that is efficacious while limiting toxicity compared to systemic dosing.

Our near-term pipeline focus is to improve outcomes with TARE and TACE for patients, while concurrently investigating how SD-101 may allow more patients with liver tumors to benefit from immunotherapy. Current evidence for the efficacy of specific locoregional therapies is primarily based on retrospective reports as there are few prospective clinical trials, some of which only have the best supportive therapy as the control arm. Given this landscape, along with our PERIO clinical program, we are supporting multiple investigator-initiated trials comparing PEDD with standard catheters for TACE and TARE procedures with respect to therapeutic delivery. Our goal for our PEDD technology is to create enhanced technologies that can assist the clinician in optimizing the pressure range needed to fully open collapsed vessels and to deliver the optimal flow rate to infuse the entire vasculature of the tumor and clear endpoints to reduce the impact of physician technique variability.

- **Expand TriNav Sales Organization in the U.S.:** We sell TriNav through our direct sales organization in the U.S. Our sales team has in-depth knowledge of the markets in which we compete and in which we seek to compete. However, we currently can only adequately cover approximately 45% of the high procedure hospitals and high-procedure physicians due to our size and resources. Our intent is to expand our specialized sales organization across the U.S. to provide broader hospital coverage and increased time for the representative to expand utilization within hospital targets from which we expect to foster deep relationships with physicians and drive revenue growth.
- **Expand Internationally Through Distributors:** In addition to growing our direct sales organization in the U.S., we intend to sell to distributors in Europe, where we believe that selling through third-party distributors is the best way to optimize our opportunities and resources. We plan to select distribution partners who have deep experience in our markets, have strong customer relationships, and have a demonstrated track record of launching innovative products. In addition, certain Asian markets have a very high incidence of both HCC and ICC, and TACE procedures are the standard of care for many patient types. We currently have a distribution relationship with Hangzhou Ruizhen Therapeutics Co., Ltd. (“**Hangzhou**”) in China. In collaboration with Hangzhou, TriNav has been submitted for National Medical Products Administration (“**NMPA**”) approval and we expect a final determination regarding such approval by the end of 2023. If approved, Hangzhou is expected to have the responsibility to launch in the Chinese market with support from us.
- **Complete Development and Obtain Approval of SD-101:** Currently, our uveal melanoma liver metastasis, HCC and ICC clinical programs are studying the delivery of SD-101 deep into the vasculature of the liver tumors using our proprietary, FDA-cleared TriNav device. Phase 1/1b early response data for the uveal melanoma and ICC indications was received in the first quarter of 2023. Additional response data for the uveal melanoma program was presented at the ASCO meeting in June 2023. Additional response data at the highest dose levels for the uveal melanoma and ICC and HCC indications is expected in the fourth quarter of 2023. Traditionally, TLR9 agonists like SD-101 have not been administered intravenously but by direct injection into superficial tumors, making treatment of large or multiple tumors, or tumors in deep locations, such as the liver and pancreas very difficult. Infusion by the TriNav device using the PEDD method improves targeted delivery of therapy into high-pressure tumors using a standard intraarterial procedure that allows us to distribute the drug to tumors within the organ, irrespective of size, number and location of tumors.
- **Seek Potential Accelerated Approval Regulatory Pathway:** Our targeting of orphan indications and rare disease creates an opportunity for expedited development and the potential for an accelerated path to approval and commercialization. Our clinical development is designed to test the ability of SD-101 to enable CPI therapy in liver and pancreas tumors across a broad array of both orphan and ultra-orphan indications, providing potential to access expedited development and approval pathways. SD-101 is being studied for the treatment of ICC, uveal melanoma and HCC, diseases for which potential therapies have previously received orphan drug designations. However, TriSalus does not currently have orphan designation, nor has it discussed possible use of the accelerated approval pathway for any indication from the FDA or other comparable regulatory agencies and it is possible that TriSalus may never be granted orphan designation or pursue accelerated approval. For approval of new medicines, the regulatory standard for proving “substantial evidence of efficacy” normally requires the execution of two randomized, well-controlled clinical trials. In orphan and ultra-orphan indications with unmet medical need, including many cancer indications, there is significant

precedent for FDA approval based on a single pivotal clinical trial. Further, certain drugs in development that have received orphan drug designation have been approved via the accelerated approval regulatory pathway. It is also possible, however, that in the context of either orphan or non-orphan drug development, the FDA may require more than one clinical study and/or may not accept certain clinical data.

- ***Pursue Potential Relationships with Companies Advancing Checkpoint Inhibition:*** The global current immunotherapy market represents the highest growth therapeutic sector in the pharmaceutical industry. This growth has been led, and we anticipate that this growth will continue to be led, by the continuing growth of CPIs, innovative new classes and an expanding patient pool. While immunotherapy targeting CTLA-4 and PD-1/PD-L1 in many cancer types has been introduced, response rates remain low in uveal melanoma, HCC, ICC and pancreatic cancer leaving significant unmet need in these patient groups. According to a 2022 IQVIA publication, PD-(L)1 inhibitors represent one of the most dynamic segments of the current immunotherapy market with global sales of approximately \$36 billion in 2021, which is expected to reach approximately \$58 billion by 2025. PD-(L)1 therapy has been transformational for a number of cancer types but outcomes with respect to the liver and pancreas have lagged in comparison. ORR among leading PD-(L)1 therapies for liver indications have ranged from 17-35%. Despite this performance, we believe that PD-(L)1 companies remain focused on hepatobiliary cancers given the high unmet need and large global market size. PD-(L)1 companies have significant clinical programs studying various novel combinations of their PD-(L)1 inhibitors with both on-market and investigational drugs, including investigational immunotherapeutics in hepatobiliary cancers.

CPI companies are open to a wide range of approaches to improve outcomes through novel combinatorial regimens. Based on a 2022 IQVIA publication, nearly 300 separate targets and pathways are being studied in combination with PD-(L)1s. In this competitive environment, we are focused on developing mutually beneficial collaborations with one or more PD-(L)1 companies. We believe collaborating with PD-(L)1 companies to enhance outcomes compared to the current standard of care in our key indications has the potential to provide such companies with significant growth opportunities and act as a differentiator from competitors. We intend to initiate discussions with pharmaceutical companies with CPIs to determine opportunities for collaboration, clinical development and licensing.

- ***Potential Partnerships with Companies Advancing Chimeric Antigen Receptor T Cells (“CAR-T”) and Other Cell Therapies:*** Six FDA approved CAR-T cell therapies are currently commercially available, with none for solid tumors. We believe that these therapies are potentially attractive targets for collaboration, partnership and acquisition because of the promise of cell therapy has yet to be realized in the treatment of solid tumors. As with CPIs, the immunosuppressive tumor environment in the liver and pancreas combined with high intratumoral pressure has been shown to limit performance of cell therapies in pre-clinical models. Regional delivery via PEDD has the potential to reduce systemic toxicity and has been proven to increase therapeutic delivery to tumor tissue. In clinical trials, PEDD has been reported to improve CAR-T delivery to liver tumors more than 5-fold across two single-arm studies and induced a durable complete positron emission tomography response in a patient with liver metastases. Pre-clinical animal model work has also shown improved cell therapy delivery to liver metastases using PEDD.

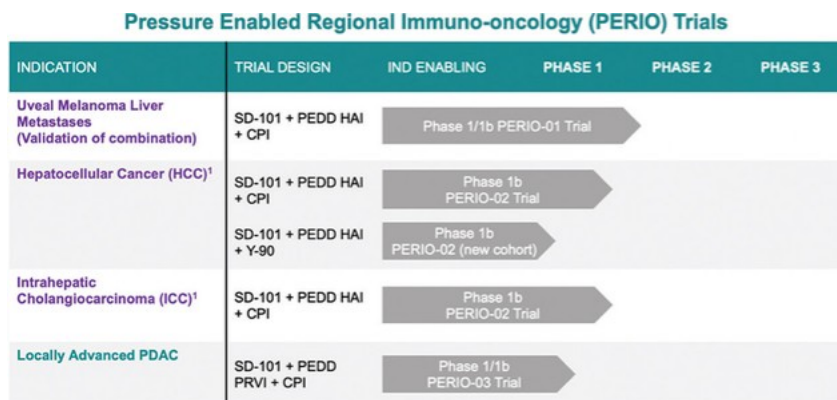
Combining SD-101 and PEDD with cell therapy has the potential to facilitate the realization of the full potential of cell therapy in select solid tumors.

### **Clinical Development Program for SD-101**

The following table sets forth information pertaining to the clinical trials for SD-101 with our initial focus on advancing PERIO-01, PERIO-02 and PERIO-03. Initiation and timing of Phase 2 programs and data milestones are subject to change and

[Table of Contents](#)

dependent on multiple factors including interactions with regulatory authorities, enrollment rates, and external events which may impact operations at clinical sites.



Our anticipated upcoming milestones (which are subject to change based on enrollment, competitive environment, and regulatory feedback) include:

- release of PERIO-01 Phase 1 data and PERIO-03 SD-101 initial monotherapy safety data in the fourth quarter of 2023;
- initiation of SD-101 + Y-90 Phase 1b cohort in PERIO-02 in the first half of 2024; and
- initiation of PERIO-03 Phase 1b (SD-101 + anti-PD-1) in the first half of 2024.

**Clinical Progress to Date Using Our Therapeutic Platform**

*PEDD With Standard of Care Therapies:* In clinical and pre-clinical studies, improved therapy delivery has been demonstrated with PEDD across therapeutic classes. Clinical studies have directly compared standard catheters to PEDD devices. For instance, such studies have shown that:

- PEDD has improved tumor targeting in liver radioembolization with resin microspheres and significantly increased both T/N ratio and dose delivery compared to a standard endhole microcatheter in head-to-head comparisons between PEDD devices and standard catheters in two studies summarized below:
- A prospective company sponsored study included 9 patients with a variety of tumor types who were referred for Y-90 radioembolization treatment of their liver tumors. Prior to treatment via PEDD, each patient received two same-day sequential lobar infusions of macroaggregated albumin (MAA) via endhole microcatheter and PEDD. Differences in MAA distribution within the tumors and non-target sites were evaluated and the results showed: a 33% to 90% (mean=68%; p<0.05) increase in tumor deposition; a 24% to 89% (mean=42%; p<0.05) decrease in nontarget embolization; and increased on-target deposition in 100% of the tumors.
- A retrospective independent study of 61 patients with liver cancer (190 lesions) treated with resin Y-90 radioembolization. All patients in the study underwent an MAA planning procedure delivered via a standard endhole (EH) catheter. Resin Y-90 was then delivered via either an EH catheter (control group) or via PEDD, followed by PET/CT imaging. Each patient’s post-Y-90 PET/CT was co-registered to their post- MAA SPECT/CT to compare the tumor to normal liver ratio (T/N) and tumor dose (TD). The results showed that across all tumor types, PEDD increased the T/N by a median of 24%, and the TD by a median of 23%, (p<0.001) with no significant difference seen in the standard EH catheter (control) group. The results showed that PEDD significantly improved both tumor targeting and dose delivery across multiple tumor types.
- PEDD achieved greater on-target distribution of chemotherapy eluting beads, delivering a significantly higher concentration of therapy in the tumor as compared to standard endhole microcatheters in association with higher radiographic and





## [Table of Contents](#)

pathologic response rates in a head-to-head comparison between the PEDD device and standard catheter in a study summarized below; and

- A retrospective, single-center study, included 88 treatment-naïve with solitary HCC tumors <6.5cm who underwent treatment using either PEDD (n = 18) or a standard EH microcatheter (n = 70). PEDD patients exhibited lower aspartate aminotransferase (p = 0.003) and alanine aminotransferase (p = 0.044) at 6 months. Blinded radiological evaluation showed that PEDD achieved a significantly higher objective response rate, compared to the EH catheter (100% vs 76.5%; p=0.019). Following liver explant, a blinded review of the liver specimens found that PEDD achieved improved pathological response compared to the standard EH catheter (88.8% vs 33.8%; p=0.026) as well as a significantly higher concentration of therapy in tumor compared to the standard EH catheter ( $88.7 \pm 10.6\%$  vs  $55.3 \pm 32.7\%$ ; p=0.002).
- Pre-clinical pancreatic cancer model experiments indicated that using the PRVI method of PEDD improved drug delivery 3.6-7.0-fold.
- We studied PRVI in an orthotopic murine model of PDAC and demonstrated that PRVI delivery of gemcitabine increased intra-tumoral drug concentrations and enhanced the subsequent tumor responses to treatment. PRVI infusion of gemcitabine resulted in more than 100-fold greater tumor concentrations compared with systemic delivery (127 vs 19 ng/mg; P < .01) and lesser tumor volume compared with both systemic gemcitabine and saline via PRVI (274 vs 857 vs 629 mm<sup>3</sup>; P < .01). The same mouse model was employed to assess the impact of pancreatic retrograde venous infusion (PRVI) on tumor uptake and response to oxaliplatin. It was found that PRVI administration of a 2mg dose of oxaliplatin resulted in a significant decrease in tumor size while preserving nerve conduction velocity and nerve tissue morphology as compared to standard delivery methods under histopathological analysis.

*PEDD with SD-101:* As of May 12, 2023, across three clinical trials, 204 infusions of SD-101 have been delivered at multiple dose levels as monotherapy and in combination with CPIs in 51 patients.

### ***Clinical Sites and Partnerships***

#### *MD Anderson Cancer Center*

We have been engaged with top academic sites and leading clinicians in the liver and pancreas cancer spaces. All three PERIO programs are centered on a 5-year Alliance Program with the University of Texas MD Anderson Cancer Center (“**MDACC**”) which we entered into in March 2021 (the “**MDACC Agreement**”). Pursuant to the MDACC Agreement, investigators at MDACC agreed to serve as the lead clinicians for the PERIO-01, PERIO-02, and PERIO-03 studies and we agreed to pay \$10.0 million in collaboration funding to MDACC to conduct preclinical and clinical studies as mutually agreed by the parties. To date, we have paid an aggregate of \$4.0 million towards these studies and will pay an additional \$2.0 million following the consummation of the business combination and on each of the third and fourth anniversaries of the MDACC Agreement. The term of the agreement is for the later of (i) five years or (ii) until the applicable studies are completed. Prior to the expiration of the term of the MDACC Agreement, either party may terminate the MDACC Agreement if the other party commits a material breach of the agreement and fails to cure such breach within 30 days of receiving notice of such breach.

We have the right to terminate a study (and the corresponding study order) upon 30 days prior notice to MDACC, provided that the joint steering committee (which is composed of three representatives of each party and oversees the collaboration) has approved such termination and that all reasonable study costs and fees associated with wind-down activities and final monitoring visit shall be paid by us. Termination of one or more study orders will not automatically result in the termination of the MDACC Agreement or termination of any other study orders.

Under the terms of the MDACC Agreement, each party retains all right, title and interest in and to its own background intellectual property and no license to use such background intellectual property is granted to the other party except for MDACC’s use of the study drug and study devices, as applicable, in a study as set forth in the MDACC Agreement. Within fifteen days after our receipt of an invention disclosure covering any invention, representatives from each party shall meet to assess whether, taking into consideration the intellectual property limits outlined in the

MDACC Agreement, the applicable invention in which MDACC has an ownership interest can be assigned to us in full and exclusive ownership. If such assignment would not violate the intellectual property limits agreed to, MDACC assigns to us the sole and exclusive ownership in and to the applicable invention and we shall reimburse MDACC

## [Table of Contents](#)

for reasonable patent costs, if any, incurred by MDACC prior to the date of assignment. No intellectual property has been developed or transferred to date.

### *Other Clinic Sites*

Other active clinical sites for the PERIO programs include: University of Colorado Anschutz Medical School, Columbia University, Massachusetts General Hospital, Thomas Jefferson University Hospitals, University of Pittsburgh Medical Center, Stanford University, University of California — Los Angeles, University of Miami and University of Washington Medical Center. We also recently entered into an agreement with Lifespan to open the TriSalus Translational Immunotherapy Lab, which is part of a comprehensive, integrated, academic health system with The Warren Alpert Medical School of Brown University.

### *Clinical Development Approach*

SD-101 is currently in three Phase 1/1b PERIO studies for primary liver cancer (ICC and HCC), metastatic liver cancer (uveal melanoma), and locally advanced pancreatic cancer. TriSalus is testing the ability of the SD-101/PEDD platform to enable systemic CPIs in the following indications:

- Uveal melanoma with liver metastases (PERIO-01, NCT04935229),
- Intrahepatic cholangiocarcinoma and hepatocellular carcinoma (PERIO-02, NCT05220722), and
- Locally advanced pancreatic adenocarcinoma (PERIO-03, NCT05607953).

Response data for PERIO-01 at the lowest SD-101 dose levels was presented at the ASCO meeting in June 2023, with more mature data expected to be released in November 2023. We expect to have further Phase 1/1b efficacy and immunologic data across the dose range for the PERIO-01 and PERIO-02 trials in the fourth quarter of 2023 and to establish the optimal biologic dose in preparation for later phase studies in multiple indications. We are also planning on testing the SD-101/PEDD therapeutic platform in patients with liver metastases from colorectal carcinoma, and possibly other indications as well. We are collaborating with leading cancer centers across the country, to help leverage our deep-immuno-oncology expertise and inventive technology development, to improve patient response rates to checkpoint therapy and improve overall outcomes. Our initial trials are heavily focused on determining the optimal biologic dose for SD-101 to align with FDA Project Optimus guidance, minimize uncertainty or risk for further SD-101 development, and develop a deep understanding of SD-101 efficacy signals.

### *PERIO-01 and PERIO-02 — Primary and Metastatic Liver Tumors*

In September 2021, we initiated our clinical development program by enrolling the first patients in the PERIO-01 clinical study evaluating the TriSalus platform in adults with uveal melanoma with liver metastases. PERIO-01 is an open-label first-in human Phase 1 trial of SD-101 given by hepatic arterial infusion (“**HAI**”) using PEDD in metastatic uveal melanoma (NCT04935229).

We followed with PERIO-02, which is studying SD-101 for the treatment of HCC and ICC. PERIO-02 is an open-label, Phase 1b/2 study of the pressure-enabled hepatic artery infusion of SD-101 alone or in combination with intravenous checkpoint blockade in adults with HCC and ICC.

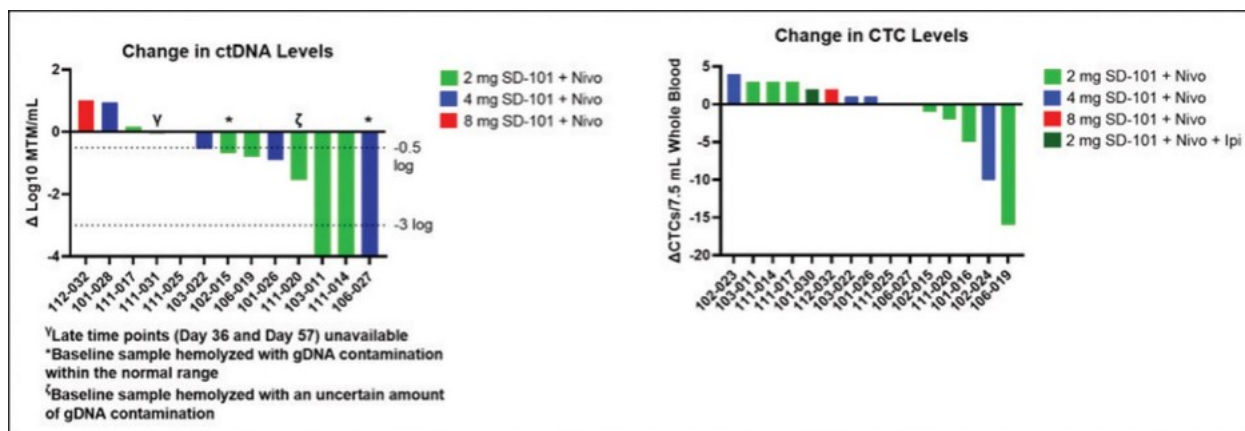
As of May 12, 2023, 204 infusions of SD-101 have been administered to 51 patients in the PERIO trials, with no grade 3 or higher cytokine adverse events related to SD-101 or other serious adverse events related to TriNav or PEDD. Preliminary findings include the following:

- Pooled data from 36 patients in the PERIO-01 trial and 12 patients from the PERIO-02 trial that received SD-101 delivered via TriNav showed evidence of induction of immunostimulatory cytokines in the blood as determined by Luminex assays. These pooled data demonstrated a trend toward a dose-related increase in serum cytokines.



## Table of Contents

- As of May 12, 2023, 39 patients were enrolled in the PERIO-01 trial, with 36 having received at least one dose of SD-101. Of the patients with available data, five patients were treatment-naïve and approximately 81% had failed at least one prior line of therapy, including three patients on their sixth-line of treatment.
- In the PERIO-01 study, the treatment-related serious adverse event rate reported at the ASCO meeting in June 2023 was 5%.
- Pharmacokinetic data indicate that the strategy of delivering a toll-like receptor-9 agonist with the PEDD method results in high drug levels in the liver, while the drug is undetectable after four hours in the serum in 97% of patients with available data.
- There are no HLA-type restrictions for this treatment regimen.
- Concordant with the predicted mechanism of action, PEDD HAI administered SD-101 resulted in decreases in liver tumor monocytic MDSC levels in 5 of 5 patients as determined by multiplex immunofluorescence data.
- Decreased levels of circulating tumor DNA (“ctDNA”) levels were observed within eight out of 13 evaluable patients.
- Stable disease was noted as the best on-treatment response for target lesions in 15 out of 25 patients, with one partial response.



ctDNA and CTCs were quantified at baseline and after two or three infusions of SD-101. (A) Change in ctDNA levels as determined by NGS. (B) Change in CTC levels as determined using the CellSearch. ctDNA has been reported to be a surrogate of survival in this population and imaging can be unreliable at times due to immune mediated tumor swelling or pseudoprogression.

- 92% of procedures required a single TriNav device to infuse to all target locations. The average infusion time reported was 40 minutes.
- There were no procedure-related serious adverse events reported, and 15 procedure-related adverse events were reported, including minor adverse events such as puncture site pain, bruising, or hematoma.
- Thirteen immune-related adverse events were reported, including fever and chills during the infusion procedures which were all grade 1 or 2. There were no severe (CTCAE > 3) immune-related events in the procedure rooms or during follow-up, with 1 grade 2 cytokine related event. No other severe adverse events related to SD-101 were noted.
- Pharmacokinetic data from tissue and serum specimens is consistent with the hypothesis that TriNav can achieve high SD-101 levels in the liver (>2000 ng/gm at 8 mg SD-101) with limited systemic exposure (<4 hour detection in serum across all dose levels) using the PEDD method.



## [Table of Contents](#)

- We are hopeful that the TME reprogramming demonstrated thus far in the PERIO-01 and -02 trials, as assessed by NanoString, flow cytometry, and immunofluorescence analyses, including a reduction in MDSC and MDSC-associated genes, may support better immune checkpoint inhibitor performance in metastatic uveal melanoma and other intrahepatic indications presently under study.
- Early data from PERIO-01 subjects, based on liver tumor biopsies taken before SD-101 infusion and then again 57 days later, indicates that gene expression changes, as assessed by NanoString, are induced consistent with our hypothesis regarding liver TME stimulation and MDSC reduction. The NanoString platform was used to measure changes in RNA levels before and after treatment, which indicates which genes are being activated or suppressed, as RNA is produced from the DNA in genes when a cell receives the appropriate signal. Specifically, in pooled analyses from subjects with available biopsy data (n=14) we have documented increased activation of genes associated with cytokine production, TLR signaling, and broad immune cell activation in liver tumors. Evidence of reduction in genes associated with MDSC in liver tumors was also shown. We have also examined gene expression changes in peripheral blood immune cells at multiple time points post SD-101 infusion, and have detected signals of immune cell activation outside of the liver as well.
- We received PERIO-01 and PERIO-02 Phase-1 response data in May 2023. The studies continue to enroll at higher SD-101 dose levels in combination with checkpoint inhibitors.
- In July 2023, we received written responses from the FDA in reference to a Type B meeting request for our PERIO-01 clinical program. The FDA acknowledged that preliminary data from the PERIO-01 program suggests a tolerable safety profile of SD-101 delivered by PEDD in combination with systemic checkpoint inhibition in metastatic uveal melanoma patients, and that there were no concerns raised with respect to delivery of SD-101 via PEDD with the TriNav device. The FDA has asked for additional exploration of the optimal SD-101 dose, in a smaller study prior to proceeding with a registrational trial. We currently expect to have Phase 1 more mature efficacy data at the multiple SD-101 doses for its PERIO-01 clinical trial in the fourth quarter of 2023. Based on the FDA's feedback, we will wait for Phase 1 to complete enrollment and for efficacy data to mature before initiating any further studies for this program. The initiation and timing of Phase 2 trials and related data milestones are dependent on multiple factors, including prioritization of available capital, interactions with regulatory authorities, enrollment rates, and external events which may impact operations at clinical sites.
- We expect to present updated PERIO-01 efficacy and immunologic data in November 2023.

### *PERIO-03 — Locally Advanced Pancreatic Carcinoma*

PERIO-03 is a study of the SD-101/PEDD therapeutic platform to enable systemic CPIs among locally advanced pancreatic carcinoma (NCT05607953) (“**PERIO-03**”) and is currently enrolling patients in a three patient safety run-in. See “— *Development Plan for SD-101 For Use in Locally Advanced Pancreatic Adenocarcinoma with the Pancreatic Retrograde Venous Infusion Approach — PERIO 03*” for additional information.

### *Development Plan for Uveal Melanoma with Liver Metastases Following PERIO-01*

The PERIO clinical program is exploring SD-101, a class C TLR9 agonist delivered intrahepatically via PEDD in combination with systemic CPI therapy. Enrollment and follow-up is ongoing in Phase 1 for determination of potential clinical benefit in this indication and optimal dose for other liver programs.

### *Development Plan for Intrahepatic Cholangiocarcinoma Following PERIO-02*

We plan to progress toward registration for the treatment of ICC with SD-101 delivered via PEDD in combination with systemic CPI. While ICC and HCC have been combined for the safety and dose finding Phase 1b study (PERIO-2), we recognize the need for separate, later-stage efficacy trials. The design of the ICC study is predicated on the FDA accepting our proposal of a single-arm potentially pivotal Phase 2 trial given the very high unmet need in this patient population, which includes second or later line patients. The study is anticipated to open at clinical sites in the U.S. with



the currently planned co-primary endpoints of PFS and ORR. Secondary endpoints may include the determination of the duration of response, safety, PFS, OS, pharmacokinetics, and pharmacodynamics.

## [Table of Contents](#)

### *Development Plan for Hepatocellular Carcinoma Following PERIO-02*

We are also contemplating, subject to FDA feedback, to conduct a Phase 2 expansion study in anticipation of a Phase 3 randomized, active-controlled, open-label study of PEDD administered SD-101 in combination with intravenous CPI therapy, potentially with the addition of Y-90. Based on data from all Phase 1b cohorts, including a cohort in which patients will receive SD-101 + Y-90, we will select the regimen for further study in later phases. The total number of patients required will be determined based on Phase 1b data and regulatory interactions, when appropriate. We anticipate opening sites in Asia for the Phase 3 study. We are also considering a separate study for advanced second line and beyond HCC with SD-101 in combination with Y-90 radioembolization based on previous combination data, both delivered via PEDD. HCC study prioritization will be based on data emerging in the fourth quarter of 2023.

### *Development Plan for SD-101 For Use in Locally Advanced Pancreatic Adenocarcinoma with the Pancreatic Retrograde Venous Infusion Approach — PERIO-03*

Our priority for pancreatic carcinoma patients is to advance the use of our PRVI device in combination with SD-101 and CPI therapy for the treatment of locally advanced pancreatic cancer. The PRVI device is currently 510(k) cleared while also in use in a 3 patient safety run-in portion of a Phase 1 clinical trial open at MD Anderson Cancer Center to validate technical performance in locally advanced pancreatic cancer patients. Once completed, we plan to progress to a full Phase 1 clinical program trial in combination with SD-101 with the goal of evaluating the safety and preliminary efficacy and a further goal to initiate a Phase 1b study in the fourth quarter of 2023. The Phase 1 program will focus on single-agent SD-101 safety (and optimal dose determination), while Phase 1b will test safety (and optimal dose determination) for SD-101 in combination with pembrolizumab. Progression free survival will be the primary endpoint for efficacy based on our experience in the other PERIO programs. For Phase 1, 9-18 patients are anticipated to enroll depending on dose-limiting events, and 6-12 subjects are expected for the Phase 1b portion. A subsequent Phase 2 design and endpoints will be determined following review of Phase 1/1b data.

### *Development Plan for SD-101 For Use in Patients with Colorectal Cancer with Liver Metastases*

Should data from PERIO-01 and PERIO-02 be supportive of further development of SD-101 with PEDD, we will pursue additional indications as we believe the platform has the potential to address immunosuppression and intratumoral pressure in multiple liver cancer types. We believe the TriSalus platform can play a meaningful role in the treatment of colorectal cancer with liver metastases (“CRCLM”) since the liver is the dominant site of failure in colorectal cancer. Overall, about 70% of colorectal cancer patients will develop liver metastases, and 30-40% of patients with advanced disease may have liver-only metastatic disease. Even though resection of CRCLM is potentially curative, a majority of patients develop recurrent disease, and for patients who are not eligible for resection, no therapy options that provide long-term survival exist.

Our intention is to initially use our platform in the 3L+ metastatic colorectal cancer setting for patients who are ineligible for targeted therapies and have liver metastases. Our anticipated approach is based on the low benchmarks and high unmet need in this setting. Additionally, there is potential for accelerated approval here if SD-101 can outperform the low benchmarks set by trifluridine-tipiracil or regorafenib. As a future development pathway, we also believe our platform has the potential to improve outcomes in the neoadjuvant setting for CRCLM patients undergoing surgical resection.

## **TriSalus’ Currently Marketed Products**

### *TriNav Use*

TACE and TARE are minimally invasive, image-guided procedures used to infuse a high dose of chemotherapy or radiation particles into liver tumors. They are an important treatment modality in the management of HCC and liver metastases. The procedures involve gaining catheter access into the arterial system of the hepatic arteries and delivering therapeutics directly to blood vessels supplying the tumor. By administering therapy directly to the tumor, physicians can minimize exposure to healthy parts of the liver while maximizing the dose directed at the tumor.

These outpatient procedures are performed by interventional radiologists in an interventional suite. During the procedures, the physician uses real-time fluoroscopic guidance to place TriNav into the blood vessels feeding the tumors in the liver, through a small

[Table of Contents](#)

incision in the groin or the wrist. The physician will then infuse the chemotherapy and embolic materials through TriNav. By using TriNav, the physician is able to optimize therapeutic delivery and tumor targeting.

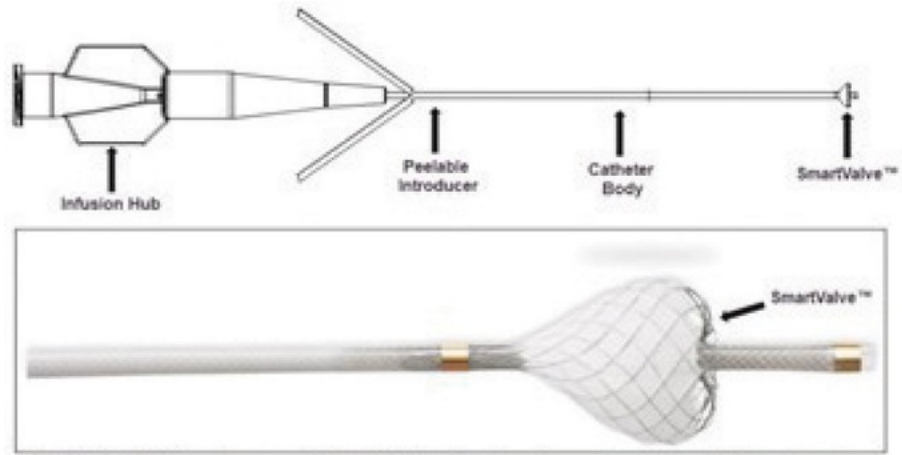
*TriNav Design*

TriNav is a flexible microcatheter that can be used to deliver diagnostic and therapeutic agents into peripheral vasculature beds, with its main clinical use being TACE or TARE for liver tumors. It is equipped with a one-way microvalve (“**SmartValve**”) capable of generating infusion pressure greater than mean arterial pressure to help overcome intratumoral pressure and improve distribution of therapeutics. The SmartValve is designed to provide reflux protection and to maintain a centroluminal position during infusion.

The unique ability of TriNav in generating infusion pressure to drive therapy deeper into solid tumors is driven by the SmartValve at the distal end of the catheter. It is made of ultra-thin nitinol fibers laid out in a precise braid geometry, that is then overlaid with nanofilaments made of composite polymers — creating a filter valve that allows particles >10µm (for example, red blood cells) to pass through. The exact geometry of the braid and composition of the polymers have been calibrated to create a soft, pliable valve that can react dynamically to varying pressure and flow conditions in vasculatures, yet that is strong enough to prevent reflux of material and generate sufficient pressure without imposing too much radial force on the vessel walls. TriNav’s dimensional specifications are as follows:

Dimensional Specifications	
Parameter	Specification (nominal)
<b>Usable Length</b>	120 cm, 150 cm
<b>Outer Diameter (max)</b>	0.038 in (0.97 mm)
<b>Inner Diameter (Infusion Lumen)</b>	0.021 in (0.53 mm)
<b>Expandable Tip Outer Diameter</b>	3.7 mm

The catheter shaft is made of composite polymer (Pebax) segments of varying softness and reinforced with stainless-steel braid. The design and material of the shaft have been optimized to provide strength, kink resistance, ease of tracking and flexibility — all of which are important to enable navigation of the catheter over microwires in tortuous vasculature. At the distal end of the catheter, there are two radiopaque marker bands to help physicians locate the distal end of the catheter as it is being threaded through the vasculature. The inner lumen of the catheter shaft is lined with polytetrafluoroethylene, a highly inert and lubricious polymer, to minimize friction and maximize compatibility with microwires, chemotherapy, cell therapy products, and other agents used during the procedure. Finally, the device is coated with a hydrophilic formulation that is thin yet durable, making it even more trackable and capable of accessing the most tortuous vasculature.



**The TriNav™ Device and SmartValve™.** A schematic of the TriNav device is shown in the top image, with a high-power view of the SmartValve below.

## [Table of Contents](#)

### **Our Customers**

We aim to interact closely with all of our key stakeholders to ensure a patient's experience with our platform is a success. We view our customers as including the interventional radiologists, oncology providers, nursing support, procedural staff, pharmacy staff, and value analysis committee staff, who use our products and recommend the purchase of such products to hospitals.

Our goal is to establish a high level of engagement and trust with the various clinicians and support individuals in the hospital. Additionally, we believe that many hospitals are under cost pressure and need education on, and assistance to support and embrace, the use of new technology. We have reimbursement, clinical and technical support to ensure each clinician and support individual feels confident in using our technology.

Equally important is educating the broader community including patients, oncologists and support organizations so they understand and appreciate the value and benefits of our platform approach.

#### *Sales and Marketing*

We have established a commercial infrastructure designed to drive the adoption of TriNav among interventional radiologists, oncologists and hospital clinicians. Our commercial strategy for TriNav targets hospitals through direct sales engagements with their clinicians and medical staff.

We market our products to U.S. hospitals whose interventional radiologists and oncologists treat patients with liver cancer. We have direct sales capability in the U.S. that targets hospitals with the highest number of TACE and TARE procedures. We plan to expand our sales organization to reach a broader array of hospitals and clinicians.

Our sales representatives and sales managers have substantial and applicable medical device experience, specifically in the interventional radiology space, and market our products directly to interventional radiologists who perform TACE and TARE procedures. We are focused on developing strong relationships with our physicians and hospital customers in order to educate them on the use and benefits of our products. Similarly, our marketing team has a significant amount of domain expertise and a strong track record of success. Our sales and marketing team totals 37 professionals as of July 13, 2023.

We believe that TriNav is simple, intuitive, and easy to use. This provides value to our customers and makes our sales model a source of competitive advantage. Lower service burden means we can develop a cost-efficient sales model by optimizing a mix of clinical specialists and salespeople. In the U.S., TriNav can be provided to hospitals on a consignment basis whereby title is transferred when the technology is used in clinical procedures. Other hospitals purchase TriNav directly, and TriNav is sold for a predetermined set fee for each catheter via a predetermined contract or purchase order.

### **Reimbursement**

In the U.S., hospitals are the primary purchasers of our products. Hospitals bill various third-party payors, which include commercial payors, Medicare and Medicaid. Since there is not a uniform policy for coverage and reimbursement for medical procedures in the U.S., commercial payors may use Medicare coverage policy as key inputs to setting their own rates. However, their processes and methods are separate from Medicare and can differ significantly from payor to payor.

Both TARE and TACE procedures have coding, coverage and payment in all settings of care. TriNav, which is a novel drug delivery technology, uses current endovascular codes for billing. Reimbursement is determined by Medicare's comprehensive APC, which is a smaller bundle than a Diagnosis Related Group, more specifically related to a single procedure. Hospitals receive a Medicare outpatient payment based on the APC group assigned to the physician service or procedure performed, which are described by Current Procedure Terminology ("CPT®") codes. CPT® codes are specific to the approach, the technique used and the specific anatomy in which the procedure is performed. TriNav is generally billed under CPT® 37242 and CPT® 37243.

*Transitional Pass-Through Payment Overview*

Medicare operates the TPT payment program in order to facilitate patient access to new and innovative products that have shown substantial clinical improvement. TPT allows CMS to gather the necessary cost and utilization data for a product and assign

## [Table of Contents](#)

appropriate codes and rates for long-term payment purposes. Medicare makes this special TPT payment while it is collecting data to foster use of new technologies in the outpatient setting amid facility cost concerns.

### *Criteria needed to receive TPT designation*

Medicare applied its three-part test — (1) newness, (2) cost impact, and (3) substantial clinical improvement — and determined that TriNav qualified for pass-through payment in hospital outpatient and ASC settings starting January 1, 2020. In support of substantial clinical improvement, CMS considered a number of clinical studies that demonstrated increased intratumoral therapy uptake and improved tumor response in HCC and liver metastases.

### *Transitional Pass-Through Status*

We received approval for TPT payments for TriNav beginning on January 1, 2020, based on CMS's assessment of clinical evidence demonstrating improved therapeutic delivery and the highly differentiating, innovative nature of TriNav technology. On December 29, 2022, the Consolidated Appropriations Act of 2023 (H.R. 2617) was signed into law and includes an extension of TPT status for certain devices, including TriNav, through December 31, 2023. In December 2023, CMS granted a New Technology Healthcare Common Procedure Coding System code for procedures involving TriNav. The new code will become effective on January 1, 2024, and may be reported by hospital outpatient departments and ambulatory surgical centers. There can be no assurance that continuing reimbursement will be available at similar reimbursement rates or at all.

## **Industry and Competition**

Our industry is highly competitive and subject to rapid and significant technological change as research provides a deeper understanding of the pathology of diseases and new technologies and treatments are developed. We believe our scientific knowledge, technology, and development capabilities provide us with substantial competitive advantages, but we face potential competition from multiple sources, including large pharmaceutical, biotechnology, specialty pharmaceutical and, to a lesser degree, medical device companies.

### ***TriNav Competition***

The primary competition for TriNav is the standard microcatheter, which is frequently used in minimally invasive procedures for delivering therapeutics or devices. However, standard microcatheters do not have the ability to modulate pressure and flow and do not have data on improving therapeutic delivery to tumors.



[Table of Contents](#)

Microcatheters are manufactured by a wide range of medical device manufacturers. Besides the standard microcatheter, there are two other competitive products: Embolix’s Sniper and Guerbet’s SeQure.

## COMPARISON – DIRECT COMPETITORS

	Liver			
	Standard Microcatheter	Embolix Sniper	Guerbet SeQure	PEDD™ – TriNav™ with SmartValve™
<b>Stage</b>	In-Market	In-Market	In-Market	In-Market
<b>Description</b>	Commoditized technology for basic infusion of fluid into a target vasculature.	Balloon occlusion device that stops all blood flow and does not leverage forward blood flow to generate pressure.	Standard microcatheter design modified with side slits to create a fluid barrier that limits reflux of embolics only (can not be used with Y-90).	SmartValve technology maintains forward flow and modulates pressure in the arterial system to increase delivery and penetration of therapy into tumors while minimizing non-target delivery to healthy tissue
<b>Advantages</b>	<ul style="list-style-type: none"> <li>Trackability and workflow</li> <li>Comprehensive sizing options and compatibility</li> <li>Low cost</li> </ul>	<ul style="list-style-type: none"> <li>Small outer diameter enables trackability</li> <li>Some ability to modulate pressure during infusion</li> </ul>	<ul style="list-style-type: none"> <li>No vessel size limitations allowing distal and selective utilization</li> <li>Maintains forward blood flow</li> </ul>	<ul style="list-style-type: none"> <li>Maintains blood/therapy flow to target tissue</li> <li>Therapy agnostic</li> <li>Anti-reflux</li> <li>12,000 cases without documented aneurism</li> </ul>
<b>Disadvantages</b>	<ul style="list-style-type: none"> <li>Very little ability to modulate pressure and increase tissue uptake</li> <li>Cannot be used in venous system due to retrograde flow</li> </ul>	<ul style="list-style-type: none"> <li>Binary mode of action: all blood flow/pressure is absent when deployed.</li> <li>Ischemia may result downstream if deployed too long</li> <li>100% of pressure must be generated by infusion</li> <li>Published risk of over inflation, balloon rupture, aneurism</li> </ul>	<ul style="list-style-type: none"> <li>Can only be used with embolics 70µm - 500µm</li> <li>Flow-directed, not pressure-directed infusion</li> <li>Not able to generate sufficient pressure to overcome intratumoral pressure barriers of the solid tumor</li> </ul>	<ul style="list-style-type: none"> <li>Trackability vs. microcatheter (no trackability deficit vs. advanced delivery devices)</li> </ul>

Some of our competitors are large, well-capitalized companies with significantly larger market shares and resources than we have. As a consequence, they are able to spend more money on product development, marketing, sales, and other products. We also compete with smaller, niche players that have less resources and more limited influence in the market.

### *SD-101 Competition*

We expect SD-101 to compete primarily with a number of therapeutics that are now, or will soon be, approved for use in uveal melanoma with liver metastases, cholangiocarcinoma HCC, ICC, and locally advanced PDAC. These therapeutics include a range of immunotherapeutics (e.g., tebentafusp for HLA-A\*02:01 positive metastatic uveal melanoma patients, atezolizumab in combination with bevacizumab for HCC patients), chemotherapeutics (e.g., gemcitabine combined with cisplatin for cholangiocarcinoma) and a limited number of targeted therapies (e.g., sorafenib or lenvatinib for HCC).

### *Uveal Melanoma*

Uveal melanoma has only one FDA-approved therapy, tebentafusp (KIMMTRAK). Tebentafusp is a bispecific fusion protein that recognizes two targets, with one target present on melanoma cells, and the second target present on T cells. As with all T-cell receptor products, only patients with specific HLA types are eligible for treatment. As a result, only approximately 50% of stage IV uveal melanoma patients are eligible to receive tebentafusp, and a significant unmet need still remains. We believe that SD-101 delivered with PEDD to the site of disease with its believed dual mechanism effect of broad intratumoral immune stimulation coupled with elimination of MDSCs, has the potential to outperform the current treatment option. Moreover, SD-101, if approved, would address the entire stage IV uveal melanoma patient population, with no limitations based on HLA typing.

### *Intrahepatic Cholangiocarcinoma (ICC)*

Most patients at initial presentation of ICC are poor candidates for surgical resection and, in those that undergo surgical resection, recurrence rates are high. Chemotherapy is the primary treatment approach, although the recent approval of the PD-L1 inhibitor

## [Table of Contents](#)

durvalumab in combination with gemcitabine + cisplatin for first-line ICC is likely to lead to this regimen becoming the standard of care. FGFs and IDH1 inhibitors have been approved by the FDA, but fewer than 15% of ICC patients are eligible to receive such treatment based on mutation presence. Initially, we will seek approval in previously-treated patients.

### *Hepatocellular Carcinoma (HCC)*

Although there are a number of therapeutics and therapeutic combinations approved by FDA, there is still a substantial unmet need for this disease due to poor clinical outcomes. Advanced stage HCC includes heterogeneous groups of patients with different clinical conditions and radiological features. Keytruda<sup>®</sup>, Opdivo + Yervoy, Tecentriq<sup>®</sup> + bevacizumab and Imfinzi<sup>®</sup> + Imjudo<sup>®</sup> are FDA approved checkpoint-based therapies for use in HCC, although the combinations of Tecentriq + bevacizumab or Imfinzi + Imjudo are considered the preferred first-line therapies. Tyrosine kinase inhibitors such as sorafenib and lenvatinib are also regularly used to treat HCC.

We believe we have a unique value proposition in HCC due to the potential importance of MDSCs in driving HCC disease progressions, a low level of serious adverse events, and previous confirmation of SD-101's ability to augment checkpoint inhibitor responses. We believe key competitive factors affecting the commercial success of SD-101 and any other product candidates we may develop are likely to be efficacy, safety and tolerability profile, reliability, convenience of administration, price and reimbursement.

### **Dynavax Asset Purchase Agreement**

On July 31, 2020, we entered into an Asset Purchase Agreement with Dynavax pursuant to which we purchased from Dynavax (i) SD-101 intellectual property and product know-how, together with any and all goodwill, rights to royalties, profits, compensation, license fees and all rights to obtain renewals, reissues and extensions of registrations, (ii) all permits related to SD-101, (iii) all regulatory documentation related to SD-101, (iv) the SD-101 investigational new drug and (v) all clinical trial data associated with SD-101 (the “**Dynavax Agreement**”).

Pursuant to the Dynavax Agreement, we made an upfront payment to Dynavax of \$5 million, and on December 30, 2020, made an additional payment of \$4 million to reimburse Dynavax for clinical trial expenses incurred. Dynavax may also receive certain development milestone consideration dependent on the results of (a) certain clinical studies, (b) the dosing of patients in clinical trials, (c) what phase of clinical trial SD-101 reaches, and (d) regulatory approval. The development milestones are valued up to \$170 million. Dynavax may also receive certain commercial milestone payments based on (a) first commercial sale and (b) net sales in a fiscal year. Such commercial milestone payments are valued up to \$80 million.

We also are obligated to pay Dynavax certain royalty payments equal to 10% of aggregate net sales of products containing the SD-101 compound acquired during each fiscal year up to and including \$1 billion and 12% for the portion of aggregate net sales during a fiscal year greater than \$1 billion, subject to certain adjustments. Our royalty payment obligations shall expire on the latest to occur of: (i) expiration of the last-to-expire claim of an issued and unexpired patent relating to SD-101 that claims such product (or compound contained therein) or the manufacture or use thereof in the applicable country of sale, or (ii) 10 years after the first commercial sale of such product in such country.

### **Manufacturing and Distribution**

#### *Manufacturing*

We manufacture TriNav at our facility in Westminster, Colorado, and have adequate capacity to meet anticipated commercial and clinical demands through the approval of SD-101, at which point we plan to re-evaluate our manufacturing capacity. We are continually strengthening our supply chain and are currently qualifying additional third-party suppliers for select components of TriNav. These alternate third-party suppliers of TriNav components are subject to qualification and approval from the FDA.

We contract with third parties for the manufacture, testing, and storage of SD-101. In our experience, contract manufacturers (“**CMOs**”) are generally cost-efficient and reliable, and therefore, we currently have no plans to build our

own manufacturing capabilities for SD-101. Because we rely on CMOs, we employ personnel with extensive technical, manufacturing, analytical, and quality experience to oversee contract manufacturing and testing activities and to compile manufacturing and quality information for our regulatory submissions. Manufacturing is subject to extensive regulations that impose various procedural and documentation

## [Table of Contents](#)

requirements, and which govern record-keeping, manufacturing processes and controls, personnel, quality control, and quality assurance, among other activities. Our systems and our contractors are required to comply with these regulations, and we assess this compliance regularly through monitoring of performance and a formal audit program.

### *Distribution*

Effective January 1, 2023, we are the exclusive distributor in the U.S. for TriNav, which we now distribute directly to our customers. Previously, we contracted with third party distributors for a significant portion of our commercial sales of TriNav. One of our former distributors, Advanced Critical Devices, Inc. (“**ACD**”), previously served as the third party intermediary between TriSalus and customers who accounted for approximately 20% of our sales for the year ended December 31, 2022, and approximately 25% for the year ended December 31, 2021. The year-over-year decrease in sales through ACD reflects the beginning of our transition to an internal distribution model. As we continue to expand the commercialization of TriNav, we have expanded our direct distribution capabilities to work directly with hospitals across the U.S., including by further expanding our internal sales team to increase our overall sales output.

In May 2019, we entered into a Distribution and Collaboration Agreement with Hangzhou (the “**Hangzhou Agreement**”) pursuant to which Hangzhou was granted an exclusive, non-transferable and non-sublicensable right to distribute PEDD devices and to develop and commercialize PEDD combination products, if any, in China, Taiwan, Hong Kong and Macau (the “**Territory**”).

We shall collaborate with Hangzhou with the development, manufacture and commercialization of PEDD combination therapies. We must provide Hangzhou with sufficient quantities of PEDD devices to conduct clinical trials to obtain regulatory approval for each PEDD combination therapy in the Territory and use commercially reasonable best efforts to meet all supply needs to support the commercialization plan (if implemented). Hangzhou is responsible for (i) developing a commercialization plan, (ii) the cost of development activities to obtain regulatory approval for each PEDD combination therapy in the Territory, (iii) securing all rights to each of its drug candidates as necessary to execute the applicable plan and grant the corresponding U.S. option to TriSalus, and (iv) developing, commercializing and obtaining regulatory approvals for each PEDD combination therapy for the applicable indication in the Territory. To date, no clinical trials have commenced nor do we believe such commencement is imminent.

In connection with entering into the agreement, we issued a convertible promissory note (which has been subsequently fully converted to TriSalus common stock) to an affiliate of Hangzhou for gross proceeds of \$10 million. No other amounts have been paid or received under the Hangzhou Agreement to date. In collaboration with Hangzhou, we submitted TriNav for NMPA approval and we expect a final determination by the end of 2023. The Hangzhou Agreement also requires Hangzhou to deliver to us a marketing plan no less than 12 months prior to the first distribution of any PEDD device. Such marketing plan has not been delivered to us as of the date of this prospectus and accordingly no PEDD devices have been sold pursuant to this agreement or are expected to be sold in the immediate future. The agreement further includes an obligation for Hangzhou to pay us a milestone payment in the amount of \$2.5 million for each PEDD combination therapy that receives regulatory approval in the covered jurisdictions and low-single digit royalties for any subsequent sales of such PEDD combination therapy on a country-by-country basis for the later of (i) ten years after the first commercial sale of such therapy in such country or (b) the first commercial sale of a generic version of such therapy by a third party. No submission for regulatory approval has been made as of the date of this prospectus and none is expected to be made in the immediate future. Under the terms of the Hangzhou Agreement, we will own all intellectual property that is discovered or generated in the course of performance of the collaboration that relates primarily and directly to any PEDD device, including any method of making or using any of the foregoing. Hangzhou shall own all intellectual property generated in the course of performance of the collaboration that relates primarily and directly to a Hangzhou drug candidate, including the composition, salt, polymorph, formulation of or any method of making or using the foregoing; except that TriSalus has the option to obtain an exclusive, non-transferable license under the Hangzhou intellectual property to develop, manufacture and commercialize Hangzhou drug candidates as PEDD combination therapies in the United States. The exercise of such option, or lack thereof, will result in further payment obligations of ours, if exercised, ranging from \$0 to \$10.0 million dependent on the timing of the exercise, and of Hangzhou in the amount of up to \$10.0 million if unexercised. In the event of a material breach, the Hangzhou Agreement can be terminated by the non-breaching party effective upon (i) 90 days written notice of the breach if uncured, (ii) 30 days written notice if the alleged breach related to failure to make payments under the Hangzhou Agreement and is uncured, or (iii) immediately if such notice pertains to the willful and intentional breach related to

compliance with anti-corruption laws, confidentiality obligations, distribution of competing PEDD devices, or violation of material intellectual property rights of the non-breaching party.

## Intellectual Property

We strive to protect our proprietary technology that we believe is important to our business, including seeking and maintaining patents intended to cover our product candidates and technologies that are important to the development of our business. We also rely on trade secrets to protect aspects of our business that are not amenable to, or that we do not consider appropriate for, patent protection, as well as know-how, trademarks, continuing technological innovation and in-licensing opportunities to develop and maintain our proprietary position. We internally developed our intellectual property related to TriNav and related technologies. We have sought and intend to continue to seek appropriate patent protection for our product candidates, as well as other proprietary technologies and their uses by filing patent applications in the U.S. and other select countries.

### *Patents*

As of December 8, 2023, we owned at least 122 registered patents expiring between 2023 and 2040, with at least an additional 69 pending patent applications and four provisional applications.

For our TriNav device, we are the sole owner of five (5) granted U.S. patents, seven (7) pending U.S. patent applications, one (1) granted patent in Japan and four (4) pending foreign patent applications in Canada, China, Europe, and Hong Kong relating to a dynamic reconfigurable microvalve protection device and the PEDD method for infusing an immunotherapy agent to a solid tumor and method for selective pressure-controlled therapeutic delivery. The five (5) granted U.S. patents expire between 2031 and 2038. The one (1) granted patent in Japan expires in 2038. Any patents issuing from the pending patent applications (or in the case of priority applications, if issued from future non-provisional applications that we file) are expected to expire between 2030 and 2041, without accounting for potential terminal disclaimers or potentially available patent term adjustments or extensions.

For SD-101, we are the sole owner of five (5) granted U.S. patents, four (4) pending U.S. patent applications, three (3) pending U.S. provisional patent applications, two (2) pending PCT patent applications, twenty-three (23) pending foreign patent applications, and 61 granted foreign patents in Australia, Canada, China, Europe (counting national validations), Hong Kong, Japan, South Korea, New Zealand and Singapore relating to immunostimulatory sequence oligonucleotides and methods of using the oligonucleotides and specifically SD-101. All of the granted US and foreign patents that relate to composition of matter for SD-101 expire in December 2023. Currently, we do not solely own any granted US or foreign patents relating to SD-101 that expire past December 2023. However, we jointly own with Merck Sharp & Dohme LLC one (1) granted US, seven (7) granted foreign patents, and two (2) pending foreign applications that relate to SD-101, which is a CPG-C type oligonucleotide, as discussed further below. We also jointly own a pending U.S. patent application with the Regents of the University of California and H. Lee Moffitt Cancer Center and Research Institute, Inc. The jointly owned patents and applications are directed to combination of a PD-1 antagonist and CPG-C type oligonucleotide for treating cancer and are listed below.

## [Table of Contents](#)

Any patents issuing from the pending patent applications (if issued from future national phase applications that we file) are expected to expire between 2023 and 2043, without accounting for potential terminal disclaimers or potentially available patent term adjustments or extensions. The following pending patent applications relating to the composition of matter for SD-101 or methods of using SD-101, that if issued or if issued from future national phase applications that we file, are expected to expire between 2023 and 2043, without accounting for potential terminal disclaimers or potentially available patent term adjustments or extensions:

<b>Title/Subject Matter</b>	<b>Country</b>	<b>Application No.</b>	<b>Expected Expiration (if granted)</b>
Immunostimulatory Sequence Oligonucleotides and Methods of Using the Same	US	17/713,718	2023
Cancer Therapy Using Toll-Like Receptor Agonists	WO	PCT/US2021/051378	N/A
	US	18/027,883	2041
	AU	2021347154	2041
	CA	3196273	2041
	CN	2021800749390	2041
	DE	112021004999.2	2041
	EP	21873296.4	2041
	JP	2023-518828	2041
	KR	10-2023-0121995	2041
	SG	11202302204S	2041
Cancer Therapy Using Toll-Like Receptor Agonists	WO	PCT/US2021/051384	N/A
	US	18/027,895	2041
	AU	2021347690	2041
	CA	3196274	2041
	CN	2021800730445	2041
	DE	112021004970.4	2041
	EP	21873298.0	2041
	JP	2023-518829	2041
	KR	10-2023-7013610	2041
	SG	11202302205V	2041
Cancer Therapy Using Toll-Like Receptor Agonists	WO	PCT/US2022/022801	2042 (if national phase application(s) are filed and granted)
	US	National Phase in US	2042
	AU	2022249092	2042
	CA	National Phase in CA	2042
	CN	National Phase in CN	2042
	EP	22782201.2	2042
	JP	National Phase in JP	2042
	KR	National Phase in KR	2042
	SG	National Phase in SG	2042
Cancer Therapy Using Toll-Like Receptor Agonists	US	Unpublished U.S. Provisional Patent Application filed on 11/6/2022	N/A
Cancer Therapy Using Toll-Like Receptor Agonists	US	Unpublished U.S. Provisional Patent Application filed on 11/20/2022	N/A
Cancer Therapy Using Toll-Like Receptor Agonists	WO	PCT/US2023/061035	2043 (if national phase application(s) are filed and granted)
Methods of Treating Uveal Melanoma Liver Metastases with a	US	Unpublished U.S. Provisional Patent	N/A





## [Table of Contents](#)

We also jointly own with third parties one (1) granted U.S. patent, two (2) pending U.S. patent applications, and seven (7) granted foreign patents in China, Europe (counting national validations), Hong Kong and Japan and two (2) pending foreign applications relating to combinations with CPG-C type oligonucleotides for treating cancer. The one (1) granted U.S. patent and seven (7) granted foreign patents in China, Europe (counting national validations), Hong Kong and Japan all expire in 2036. Any patents issuing from the two (2) pending U.S. patent applications and the two (2) pending foreign patent applications (or in the case of priority applications, if issued from future non-provisional applications that we file) are expected to expire between 2036 and 2039, without accounting for potential terminal disclaimers or potentially available patent term adjustments or extensions. A listing of the jointly owned granted patents and pending applications relating to combinations with CPG-C type oligonucleotides for treating cancer, along with expiration dates for granted patents is provided below:

<b>Title/Subject Matter</b>	<b>Country</b>	<b>Application No.</b>	<b>Patent No.</b>	<b>Expiration</b>	
Combination of a PD-1 Antagonist and CPG-C Type Oligonucleotide for Treating Cancer	US	15/577,369	10,751,412	11/8/2036	
	US	17/000,149			
	CN	201680043989.1	108025018	5/26/2036	
	EP	Validated in:		3302501	5/26/2036
				DE	5/26/2036
				FR	5/26/2036
				GB	5/26/2036
	EP	21159163.1			
	HK	18111959.6	1252652	5/26/2036	
	HK	42022051138.0			
	JP	2017561621	6893608	5/26/2036	
JP	2021041014	7236483	5/26/2036		
Combination Including a CPG-C Type Oligonucleotide and a PD-1 Antagonist for Treating Breast Cancer	US	17/229,856			

Upon regulatory approval of SD-101 in the U.S., we expect to be granted five (5) years of regulatory exclusivity in the U.S. We also intend to apply for orphan drug designation which, if granted, would extend the exclusivity period for an additional two (2) years. In addition, upon regulatory approval of SD-101 in the EU we expect to be granted eight (8) years of data exclusivity in the EU. We also intend to apply for orphan designation in the EU which, if granted, would provide ten (10) year of regulatory exclusivity starting from the date of approval.

SD-101 is currently undergoing clinical trials using pressure enabled drug delivery of SD-101 using TriNav and the TriSalus Infusion System in various cancers, and in combination with systemic checkpoint inhibitor therapy. Some of the patents and applications described with respect to TriNav and the TriSalus Infusion System are expected to be relevant to the manner SD-101 is administered in clinical development, and post-marketing if SD-101 is approved by regulatory authorities to be used in combination with TriNav and the TriSalus Infusion System.

For the TriSalus Infusion System, we are the sole owner of five (5) granted U.S. patents, seven (7) pending U.S. patent applications, twelve (12) granted foreign patents (counting national validations in Europe) and four (4) pending foreign patent applications in China, Europe, Hong Kong, and India relating to closed tip dynamic microvalve protection device, atraumatic occlusive system with compartment for measurement of vascular pressure change, method for selective pressure-controlled therapeutic delivery and the PRVI method for pressure-controlled retrograde venous therapeutic delivery. The five (5) granted U.S. patents expire between 2035 to 2038. The twelve (12) granted foreign patents expire between 2035 and 2040. Any patents issuing from the pending patent applications (or in the case of priority applications, if issued from future non-provisional applications that we file) are expected to expire between 2035 and 2041, without accounting for potential terminal disclaimers or potentially available patent term adjustments or extensions. Some patents and applications relating to the TriSalus Infusion System overlap with those identified for the TriNav device.



[Table of Contents](#)

TriSalus’ patent portfolio is a dynamic portfolio that continues to evolve. Currently, we believe the following listing of patents and applications, along with expiration dates for granted patents, comprises all of TriSalus’ patents and applications relating to TriNav, the TriSalus Infusion System, PEDD and PRVI:

<b>Title/Subject Matter</b>	<b>Country</b>	<b>Application No.</b>	<b>Patent No. (if granted)</b>	<b>Expiration</b>
Dynamic Microvalve Protection Device	US	15/804,839	10,813,739	3/26/2031
	US	17/356,270		
Closed Tip Dynamic Microvalve Protection Device	US	14/259,293	9,770,319	10/7/2035
	US	14/330,456	9,968,740	10/7/2035
	US	15/970,797	11,135,361	2/17/2035
	US	16/874,144		
	US	17/474,633		
	AU	2015236464	2015236464	3/20/2035
	CA	2,941,706	2,941,706	3/20/2035
	CN	201580015967.X	106456868	3/20/2035
	EP	15768764.1	3122399	3/20/2035
		Validated in:	CH	3/20/2035
			DE	3/20/2035
			FR	3/20/2035
			GB	3/20/2035
		IE	3/20/2035	
	IN	201647035398		
	JP	2020-082002	6982811	3/20/2035
	SG	11201607272Q	11201607272Q	3/20/2035
Method for Infusing an Immunotherapy Agent to a Solid Tumor for Treatment	US	16/219,738	11,090,460	7/4/2036
	US	17/376,115		
System and Method for Selective Pressure-Controlled Therapeutic Delivery	US	15/703,951	10,780,250	6/28/2038
	US	15/871,326	11,400,263	4/23/2038
	US	17/671,296		
	US	17/886,350		
Dynamic Reconfigurable Microvalve Protection Device	US	15/464,036	10,588,636	4/7/2038
	US	17/116,790		
	CA	3056079		
	CN	202111184263.9		
	EP	18770345.9		
	HK	42022053999.3		
	JP	2019-551584	7234131	3/13/2038
Systems And Methods for Pressure-Facilitated Therapeutic Agent Delivery	US	16/408,266		
Atraumatic Occlusive System With Compartment for Measurement of Vascular Pressure Change	US	16/431,547		
	US	17/236,446		
	CA	3,139,118	3,139,118	5/27/2040
	CN	202080041227.4		
	EP	20819412.6		
	HK	62022053890.9		
	JP	2021-572025		

Related to Pressure Directed Therapy	US	Unpublished U.S. non-provisional application filed 6/14/2021
Related to Retrograde Venous Therapy	US	Unpublished U.S. non-provisional application filed 7/14/2021

## [Table of Contents](#)

### *Trade Secrets and Other Proprietary Information*

We seek to protect our proprietary information, including our trade secrets and proprietary know-how, by requiring our employees, consultants and other advisors to execute confidentiality agreements upon the commencement of their employment or engagement. These agreements generally provide that all confidential information developed or made known during the course of the relationship with us be kept confidential and not be disclosed to third parties except in specific circumstances. In the case of our employees, the agreements also typically provide that all inventions resulting from work performed for us, utilizing our property or relating to our business and conceived or completed during employment shall be our exclusive property to the extent permitted by law. Where appropriate, agreements we obtain with our consultants also typically contain similar assignment of invention provisions. Further, we generally require confidentiality agreements from business partners and other third parties that receive our confidential information.

### *Trademarks*

We also rely on 16 registered trademarks and trade designs to develop and maintain our competitive position. TriNav, SmartValve, and TRISALUS LIFE SCIENCES are registered trademarks of ours in the U.S, and we have pending applications for U.S. trademarks for TRISALUS, SMARTSENSE, TRIGUIDE, TRISALUS CLINICAL ESSENTIALS.

## **Government Regulation**

We are subject to extensive regulation by the FDA and other federal, state, and local regulatory agencies. The Federal Food, Drug, and Cosmetic Act (the “**FD&C Act**”) and the FDA’s implementing regulations set forth, among other things, requirements for the testing, development, including clinical trials, manufacture, quality control, safety, effectiveness, approval/clearance, labeling, storage, record-keeping, reporting, distribution, import, export, sale, advertising and promotion of our products and product candidates. Although the discussion below focuses on regulation in the U.S. because that is currently our primary focus, we may seek approval/clearance for, and market, our products in other countries in the future. Generally, our activities in other countries will be subject to regulation that is similar in nature and scope as that imposed in the U.S., although there can be important differences.

We expect the global regulatory environment will continue to evolve, which could impact the cost, the time needed to approve, and ultimately, our ability to maintain existing approvals or obtain future approvals for our products. Regulations of the FDA and other regulatory agencies in and outside the U.S. impose extensive compliance and monitoring obligations on our business. These agencies review our design and manufacturing practices, labeling, record keeping, and manufacturers’ required reports of adverse experiences and other information to identify potential problems with marketed products. We are also subject to periodic inspections for compliance with applicable manufacturing and quality system regulations, which govern the methods used in, and the facilities and controls used for, the design, manufacture, packaging, and servicing of finished drugs and medical devices intended for human use. In addition, the FDA and other regulatory bodies, both within and outside the U.S. (including the Federal Trade Commission, the Office of the Inspector General of the Department of Health and Human Services, the U.S. Department of Justice, and various state attorneys general), monitor the promotion and advertising of our products. Any adverse regulatory action, depending on its magnitude, may limit our ability to effectively market and sell our products, limit our ability to obtain future pre-market approvals or result in a substantial modification to our business practices and operations.

### ***Medical Device Development and Approval***

Unless an exemption applies, each medical device commercially distributed in the U.S. requires either FDA clearance of a 510(k) premarket notification submission, granting of a de novo request, or premarket application (“**PMA**”) approval. Under the FD&C Act, medical devices are classified into one of three classes, Class I, Class II, or Class III, depending on the degree of risk associated with each medical device and the extent of manufacturer and regulatory control needed to ensure its safety and effectiveness. Class I includes devices with the lowest risk to the patient and includes those devices for which safety and effectiveness can be assured by adherence to the FDA’s general controls for medical devices, which include compliance with the applicable portions of the Quality System Regulation

("QSR"), facility registration and product listing, reporting of adverse medical events, and truthful and non-misleading labeling, advertising, and promotional materials. Some Class I devices may require premarket notification to the FDA.

## [Table of Contents](#)

Class II devices are moderate risk devices and are subject to the FDA's general controls, and special controls as deemed necessary by the FDA to ensure the safety and effectiveness of the device. These special controls can include performance standards, post-market surveillance, patient registries, and FDA guidance documents. While most Class I devices are exempt from the 510(k) premarket notification requirement, manufacturers of most Class II devices are required to submit to the FDA a premarket notification under Section 510(k) of the FD&C Act requesting permission to commercially distribute the device. The FDA's permission to commercially distribute a device subject to a 510(k) premarket notification is generally known as 510(k) clearance. Under the 510(k) process, the manufacturer must submit to the FDA a premarket notification demonstrating that the device is "substantially equivalent" to either a device that was legally marketed prior to May 28, 1976, the date upon which the Medical Device Amendments of 1976 were enacted, or another commercially available device that was cleared to through the 510(k) or de novo process.

Devices deemed by the FDA to pose the greatest risks, such as life-sustaining, life-supporting or some implantable devices, or devices that have a new intended use, or use advanced technology that is not substantially equivalent to that of a legally marketed device, are placed in Class III, requiring approval of a PMA. For a device that is Class III by default (because it is a novel device that was not previously classified and has no predicate), the device manufacturer may request that FDA reclassify the device into Class II or Class I via a de novo request.

*510(k) Marketing Clearance.* To obtain 510(k) clearance by the FDA, a premarket notification submission must be submitted to the FDA demonstrating that the proposed device is "substantially equivalent" to a predicate device. A predicate device is a legally marketed device that is not subject to premarket approval, i.e., a device that was legally marketed prior to May 28, 1976, and for which a PMA is not required, a device that has been reclassified from Class III to Class II or I (e.g., via the de novo classification process), or a device that was previously cleared through the 510(k) process. The FDA's 510(k) review process usually takes from three to six months, but may take longer. The FDA may require additional information, including clinical data, to make a determination regarding substantial equivalence. If the FDA agrees that the device is substantially equivalent to a predicate device, it will grant 510(k) clearance to market the device.

After a device receives 510(k) marketing clearance, any modification that could significantly affect its safety or effectiveness, or that would constitute a major change or modification in its intended use, will require a new 510(k) marketing clearance or, depending on the modification, a de novo request or PMA approval. The FDA requires each manufacturer to determine whether the proposed change requires submission of a 510(k), de novo or a PMA in the first instance, but the FDA can review that decision and disagree with a manufacturer's determination. If the FDA disagrees with a manufacturer's determination, the FDA can require the manufacturer to cease marketing and/or request the recall of the modified device until FDA has cleared or approved a 510(k), de novo or PMA for the change. Also, in these circumstances, the manufacturer may be subject to significant regulatory fines or penalties.

*De Novo Process.* If a previously unclassified new medical device does not qualify for the 510(k) pre-market notification process because no predicate device to which it is substantially equivalent can be identified, the device is automatically classified into Class III. The Food and Drug Administration Modernization Act of 1997 established a new route to market for low to moderate risk medical devices that are automatically placed into Class III due to the absence of a predicate device, called the "Request for Evaluation of Automatic Class III Designation," or the de novo classification procedure. This procedure allows a manufacturer whose novel device is automatically classified into Class III to request down-classification of its medical device into Class I or Class II on the basis that the device presents low or moderate risk, rather than requiring the submission and approval of a PMA. If the manufacturer seeks reclassification into Class II, the manufacturer must include a draft proposal for special controls that are necessary to provide a reasonable assurance of the safety and effectiveness of the medical device. The FDA may reject the reclassification petition if it identifies a legally marketed predicate device that would be appropriate for a 510(k) or determines that the device is not low to moderate risk or that general controls would be inadequate to control the risks and special controls cannot be developed. If the FDA agrees with the down-classification, the de novo applicant will then receive authorization to market the device, and a classification regulation will be established for the device type. The device can then be used as a predicate device for future 510(k) submissions by the manufacturer or a competitor.

*Premarket Approval Process.* Class III devices require submission through the PMA process before they can be marketed. The PMA process is more demanding than the 510(k) premarket notification process. In a PMA, the manufacturer must demonstrate that the device is safe and effective, and the PMA must be supported by extensive data,



including data from preclinical studies and human clinical trials. The PMA must also contain, among other things, a full description of the device and its components, a full description of the methods, facilities and controls used for manufacturing, and proposed labeling. Following receipt of a PMA submission, the

## [Table of Contents](#)

FDA determines whether the application is sufficiently complete to permit a substantive review. If the FDA accepts the application for review, it has 180 days under the FD&C Act to complete its review of a PMA, although in practice, the FDA's review often takes significantly longer and can take up to several years. An advisory panel of experts from outside the FDA may be convened to review and evaluate the application and provide recommendations to the FDA as to the approvability of the device. The FDA may or may not accept the panel's recommendation. In addition, the FDA will generally conduct a preapproval inspection of the applicant or its third-party manufacturers' or suppliers' manufacturing facility or facilities to ensure compliance with the QSR.

The FDA will approve the new device for commercial distribution if it determines that the data and information in the PMA application constitute valid scientific evidence and that there is reasonable assurance that the device is safe and effective for its intended use(s). The FDA may approve a PMA application with post-approval conditions intended to ensure the safety and effectiveness of the device, including, among other things, restrictions on labeling, promotion, sale and distribution, and collection of long-term follow-up data from patients in the clinical study that supported PMA approval or requirements to conduct additional clinical studies post-approval. The FDA may condition PMA approval on some form of post-market surveillance when deemed necessary to protect the public health or to provide additional safety and efficacy data for the device in a larger population or for a longer period of use. In such cases, the manufacturer might be required to follow certain patient groups for a number of years and to make periodic reports to FDA on the clinical status of those patients. Failure to comply with the conditions of approval can result in material adverse enforcement action, including withdrawal of the approval.

Certain changes to an approved device, such as changes in manufacturing facilities, methods, or quality control procedures, or changes in the design performance specifications, which affect the safety or effectiveness of the device, require submission of a PMA supplement. PMA supplements often require submission of the same type of information as a PMA, except that the supplement is limited to information needed to support any changes from the device covered by the original PMA and may not require as extensive clinical data or the convening of an advisory panel. Certain other changes to an approved device require the submission of a new PMA, such as when the design change causes a different intended use, mode of operation, and technical basis of operation, or when the design change is so significant that a new generation of the device will be developed, and the data that were submitted with the original PMA are not applicable for the change in demonstrating a reasonable assurance of safety and effectiveness.

*Clinical Trials.* Clinical trials are almost always required to support de novo or a PMA and are sometimes required to support a 510(k) submission. All clinical investigations of investigational devices to determine safety and effectiveness must be conducted in accordance with the FDA's Investigational Device Exemption ("IDE") regulations which govern investigational device labeling, prohibit promotion of the investigational device, and specify an array of recordkeeping, reporting and monitoring responsibilities of study sponsors and study investigators. If the device presents a "significant risk" to human health, as defined by the FDA, the FDA requires the device sponsor to submit an IDE application to the FDA, which must become effective prior to commencing human clinical trials. A significant risk device is one that presents a potential for serious risk to the health, safety or welfare of a patient and either is implanted, used in supporting or sustaining human life, substantially important in diagnosing, curing, mitigating or treating disease or otherwise preventing impairment of human health, or otherwise presents a potential for serious risk to a subject. An IDE application must be supported by appropriate data, such as animal and laboratory test results, showing that it is safe to test the device in humans and that the testing protocol is scientifically sound. The IDE will automatically become effective 30 days after receipt by the FDA, unless the FDA notifies the manufacturer that the investigation may not begin or is subject to a clinical hold. If the FDA determines that there are deficiencies or other concerns with an IDE for which it requires modification, the FDA may permit a clinical trial to proceed under a conditional approval.

In addition, clinical studies must be approved by, and conducted under the oversight of, an Institutional Review Board ("IRB") for each clinical site. The IRB is responsible for the initial and continuing review of the IDE and may pose additional requirements for the conduct of the trial. If an IDE application is approved by the FDA and one or more IRBs, human clinical trials may begin at a specific number of investigational sites with a specific number of patients, as approved by the FDA. If the device presents a non-significant risk to the patient, a sponsor may begin the clinical trial after obtaining approval for the trial by one or more IRBs without separate approval from the FDA, but must still follow abbreviated IDE requirements, such as monitoring the investigation, ensuring that the investigators obtain informed consent, and labeling and record-keeping requirements. An IDE supplement must be submitted to, and approved by, the FDA before a sponsor or investigator may make a change to the investigational plan.

During a clinical trial, the sponsor is required to comply with the applicable FDA requirements, including, for example, trial monitoring, selecting clinical investigators and providing them with the investigational plan, ensuring IRB review, adverse event reporting, record keeping, and prohibitions on the promotion of investigational devices or on making safety or effectiveness claims for

## [Table of Contents](#)

them. The clinical investigators in the clinical study are also subject to FDA regulations and must obtain patient informed consent, rigorously follow the investigational plan and study protocol, control the disposition of the investigational device, and comply with all reporting and recordkeeping requirements. Additionally, after a trial begins, we, the FDA, or the IRB could suspend or terminate a clinical trial at any time for various reasons, including a belief that the risks to study subjects outweigh the anticipated benefits.

### ***Drug Development and Approval***

Under the FD&C Act, FDA approval of an NDA is required before any new drug can be marketed in the U.S. NDAs require extensive studies and submission of a large amount of data by the applicant.

*Preclinical Testing.* Before testing any compound in human patients in the U.S., a company must generate extensive preclinical data. Preclinical testing generally includes laboratory evaluation of product chemistry and formulation, as well as toxicological and pharmacological studies in several animal species to assess the toxicity and dosing of the product. Certain animal studies must be performed in compliance with the FDA's Good Laboratory Practice ("GLP") regulations and the U.S. Department of Agriculture's Animal Welfare Act. Some nonclinical testing can happen during the clinical trials.

*IND Application.* Human clinical trials in the U.S. cannot commence until an investigational new drug ("IND") application is submitted and becomes effective. A company must submit preclinical testing results to the FDA as part of the IND, and the FDA must evaluate whether there is an adequate basis for testing the drug in initial clinical studies in human volunteers. Unless the FDA raises concerns, the IND becomes effective 30 days following its receipt by the FDA, and the clinical trial proposed in the IND may begin. Either before or after human clinical trials commence, the FDA may stop a clinical trial by placing it on "clinical hold" because of concerns about the safety of the product being tested or for other reasons.

*Clinical Trials.* Clinical trials involve the administration of a drug to healthy human volunteers or to patients, under the supervision of a qualified investigator. The conduct of clinical trials is subject to extensive regulations, including compliance with the FDA's Good Clinical Practice ("GCP") requirements, which establish standards for conducting, recording data from, and reporting the results of, clinical trials, and are intended to assure that the data and reported results are credible and accurate and that the rights, safety, and well-being of study participants are protected. The conduct of clinical trials is subject to the FDA's Bioresearch Monitoring ("BIMO") program, a comprehensive program of on-site inspections, data audits, and remote regulatory assessments. Clinical trials must be conducted under protocols that detail the study objectives, parameters for monitoring safety, and the efficacy criteria, if any, to be evaluated. Each protocol is reviewed by the FDA as part of the IND. In addition, each clinical trial must be reviewed and approved by, and conducted under the auspices of, an Institutional Review Board ("IRB") for each clinical site. Companies sponsoring the clinical trials, investigators, and IRBs also must comply with, as applicable, regulations and guidelines for obtaining informed consent from the study patients, following the protocol and investigational plan, adequately monitoring the clinical trial, and timely reporting of adverse events ("AEs"). Foreign studies conducted under an IND must meet the same or comparable requirements as those that apply to studies being conducted in the U.S. Data from a foreign study not conducted under an IND may be submitted in support of an NDA if the study was conducted in accordance with GCP and U.S. regulations and the FDA is able to validate the data.

A study sponsor is required to publicly post specified details about certain clinical trials and clinical trial results on government or independent websites (e.g., <http://clinicaltrials.gov>). Human clinical trials typically are conducted in three sequential phases, although the phases may overlap, be combined, or be subdivided. In some cases, particularly in the development of therapies to treat orphan or rare disease or diseases with unmet medical need, development is limited to one or two phases.

- Phase 1 clinical trials involve the initial administration of the investigational drug to humans, typically to a small group of healthy human subjects, but occasionally to a group of patients with the targeted disease or disorder. Phase 1 clinical trials generally are intended to evaluate the safety, metabolism and pharmacologic actions of the drug, the side effects associated with increasing doses, and, if possible, to gain early evidence of effectiveness.

- Phase 2 clinical trials generally are controlled studies that involve a relatively small sample of the intended patient population, and are designed to develop initial data regarding the product's effectiveness, to determine dose response and the optimal dose range, and to gather additional information relating to safety and potential AEs.

## [Table of Contents](#)

- Phase 3 clinical trials are conducted after preliminary evidence of effectiveness has been obtained and are intended to gather the additional information about safety and effectiveness necessary to evaluate the drug's overall risk-benefit profile and to provide a basis for physician labeling. Generally, Phase 3 clinical development programs consist of expanded, multi-site, large-scale studies of patients with the target disease or disorder to obtain statistical evidence of the efficacy and safety of the drug at the proposed dosing regimen. Phase 3 data often form the core basis on which the FDA evaluates a drug's safety and effectiveness when considering the product application.

The sponsoring company, the FDA or the IRB may suspend or terminate a clinical trial at any time on various grounds, including a finding that the patients are being exposed to an unacceptable health risk. Further, success in early-stage clinical trials does not assure success in later-stage clinical trials. Data obtained from clinical activities are not always conclusive and may be subject to alternative interpretations that could delay, limit or prevent regulatory approval.

*NDA Submission and Review.* The FD&C Act provides two pathways for the approval of new drugs through an NDA. An NDA under Section 505(b) of the FD&C Act is a comprehensive application to support approval of a product candidate that includes, among other things, data and information to demonstrate that the proposed drug is safe and effective for its proposed uses, that production methods are adequate to ensure its identity, strength, quality, and purity of the drug, and that proposed labeling is appropriate and contains all necessary information. A 505(b)(1) NDA contains results of the full set of preclinical studies and clinical trials conducted by or on behalf of the applicant to characterize and evaluate the product candidate.

Section 505(b)(2) of the FD&C Act provides an alternate regulatory pathway to obtain FDA approval that permits the filing of an NDA where at least some of the information required for approval comes from studies not conducted by or for the applicant and for which the applicant has not obtained a right of reference.

We plan to seek FDA approval of SD-101 through a 505(b)(1) regulatory approval pathway, as part of a combination regimen with checkpoint inhibitor(s). A combination regimen requires data demonstrating the contribution of each drug in the regimen to the treatment of the disease under study. For SD-101 to obtain approval, we will be required to produce data to confirm its contribution to the regimen improves the efficacy of the therapeutic regimen. There is FDA precedent for this data to be obtained from a number of sources, including, a comparator in a controlled trial, prior FDA approvals, historic data from other clinical trials or meta-analysis of clinical practice or "real world" data.

In addition to a combined therapy, the inclusion of a drug (SD-101) and a cleared device component (TriNav) in the platform may be considered a "combination product" under FDA regulations. The FDA exercises significant discretion over the regulation of combination products, including the discretion to require separate marketing applications for the drug and device components in a combination product. For SD-101, we expect that the FDA's Center for Drug Evaluation and Research ("CDER") will have primary jurisdiction for review of the NDA, and the drug and cleared device will be reviewed as a combination product under one marketing application. For a drug-device combination product, CDER typically consults with the FDA's Center for Devices and Radiological Health in the NDA review process. For TriNav to become part of a combination product, we may be required to produce data supporting TriNav or PEDD's contribution to the efficacy of SD-101 in the targeted indications beyond the original data used in support of 510(k) clearance of the TriNav device. In addition, our PRVI device is currently being studied in combination with SD-101 in the PERIO-03 trial. The PRVI device has received 510(k) clearance and may in the future also meet the definition of a "combination product" under FDA regulations. For the PRVI device to become part of a combination product, we may be required to produce data supporting PRVI or PEDD's contribution to the efficacy of SD-101 in the targeted indications beyond the original data used in support of 510(k) clearance of the PRVI device.

The submission of an NDA generally requires payment of a substantial user fee to the FDA. The FDA reviews applications to determine, among other things, whether a product is safe and effective for its intended use and whether the manufacturing controls are adequate to assure and preserve the product's identity, strength, quality, and purity. For some NDAs, the FDA may convene an advisory committee to seek insights and recommendations on issues relevant to approval of the application. Although the FDA is not bound by the recommendation of an advisory committee, the FDA considers such recommendations carefully when making decisions.

Additional regulatory requirements may be implicated. The FDA may determine that a Risk Evaluation and Mitigation Strategy (“REMS”) is necessary to ensure that the benefits of a new product outweigh its risks prior to approving a new product. A REMS may include various elements, ranging from a medication guide or patient package insert to limitations on who may prescribe or dispense the drug, depending on what the FDA considers necessary for the safe use of the drug. Under the Pediatric Research Equity Act, as

## [Table of Contents](#)

amended by the FDA Reauthorization Act of 2017, certain molecularly targeted oncology drugs require early evaluation. Specifically, if an original NDA or Biologics License Application for a new active ingredient for adults is directed at a molecular target FDA determines to be substantially relevant to the growth or progression of a pediatric cancer, study of the molecularly targeted pediatric cancer must be submitted with the marketing application, unless FDA waives or defers the requirement. FDA also inspects the facility or facilities where the product is manufactured prior to approving an NDA. The FDA will not approve an application unless it determines that the manufacturing processes and facilities are in compliance with current Good Manufacturing Practice (“cGMP”) requirements and an adequate quality system to assure consistent production of the product within required specifications.

Once the FDA accepts an NDA submission — which occurs, if at all, within 60 days after submission of the NDA — the FDA’s goal for a non-priority review of an NDA is ten months. The review process can be and often is significantly extended, however, by FDA requests for additional information, studies, or clarification. After review of an NDA and the facilities where the product is manufactured, the FDA either issues an approval letter or a complete response letter (“CRL”) outlining the deficiencies in the submission. The CRL may require additional testing or information, including additional preclinical or clinical data. Even if such additional information and data are submitted, the FDA may decide that the NDA still does not meet the standards for approval. Data from clinical trials are not always conclusive and the FDA may interpret data differently than the sponsor. FDA’s goal for the review of an application granted priority review is six months after the 60-day acceptance period.

Developing a drug and obtaining regulatory approval often takes a number of years, involves the expenditure of substantial resources, and depends on a number of factors, including the severity of the disease in question, the availability of alternative treatments, and the risks and benefits demonstrated in clinical trials. Additionally, as a condition of approval, the FDA may impose restrictions that could affect the commercial success of a drug or require post-approval commitments, including the completion within a specified time period of additional clinical studies, which often are referred to as “Phase 4” or “post-marketing” studies.

Post-approval modifications to the drug or its use, such as changes in indications, labeling, or manufacturing processes or facilities, may require a sponsor to develop additional data or conduct additional preclinical studies or clinical trials, to be submitted in a new or supplemental NDA, which would require FDA approval.

### ***Post-Approval Regulation***

Once approved, drug and medical device products are subject to continuing regulation by the FDA. If ongoing regulatory requirements are not met, or if safety or manufacturing problems occur after the product reaches the market, the FDA may at any time withdraw product approval/clearance or take actions that would limit or suspend marketing. Additionally, the FDA may require post-marketing studies or clinical trials, changes to a product’s approved labeling, including the addition of new warnings and contraindications, or the implementation of other risk management measures, including distribution-related restrictions, if there are new safety information developments.

*Good Manufacturing Practices.* Companies engaged in manufacturing drug products or their components must comply with applicable cGMP requirements and product-specific regulations enforced by the FDA and other regulatory agencies. Compliance with cGMP includes adhering to requirements relating to organization and training of personnel, buildings and facilities, equipment, control of components and drug product containers and closures, production and process controls, quality control and quality assurance, packaging and labeling controls, holding and distribution, laboratory controls, and records and reports. The FDA regulates and inspects equipment, facilities, and processes used in manufacturing pharmaceutical products prior to approval. If, after receiving approval, a company makes a material change in manufacturing equipment, location, or process (all of which are, to some degree, incorporated in the NDA), additional regulatory review and approval may be required. The FDA also conducts regular, periodic visits to re-inspect equipment, facilities, and processes following the initial approval of a product.

Failure to comply with applicable cGMP requirements and conditions of product approval may lead the FDA to take enforcement action or seek sanctions, including fines, issuance of warning letters, civil penalties, injunctions, suspension of manufacturing operations, operating restrictions, withdrawal of FDA approval, seizure or recall of products, and criminal prosecution. Although we periodically monitor the FDA compliance of our third-party



manufacturers, we cannot be certain that our present or future third-party manufacturers will consistently comply with cGMP and other applicable FDA regulatory requirements.

We also need to comply with some of the FDA's manufacturing and safety regulations for devices. In addition to cGMP, the FDA requires that devices or drug-device combination products comply with the QSR, which sets forth the FDA's manufacturing quality

## [Table of Contents](#)

standards for medical devices. The FDA also requires that we comply with certain device safety reporting requirements for device or a drug-device combination product.

*Advertising and Promotion.* The FDA and other federal regulatory agencies closely regulate the marketing and promotion of drugs and medical devices through, among other things, standards and regulations for direct-to-consumer advertising, advertising and promotion to healthcare professionals, communications regarding unapproved uses, industry-sponsored scientific and educational activities, and promotional activities involving the Internet. A product cannot be commercially promoted before it is approved. After approval, product promotion can include only those claims relating to safety and effectiveness that are consistent with the labeling approved by the FDA. Healthcare providers are permitted to prescribe drugs for “off-label” uses — that is, uses not approved by the FDA and not described in the product’s labeling — because the FDA does not regulate the practice of medicine. However, FDA regulations impose restrictions on manufacturers’ communications regarding off-label uses. Broadly speaking, a manufacturer may not promote a drug for off-label use, but under certain conditions may engage in non-promotional, balanced, scientific communication regarding off-label use. In addition to FDA restrictions on marketing of pharmaceutical products, state and federal fraud and abuse laws have been applied to restrict certain marketing practices in the pharmaceutical industry. Failure to comply with applicable FDA requirements and restrictions in this area may subject a company to adverse publicity and enforcement action by the FDA, the Department of Justice, or the Office of the Inspector General of the Department of Health and Human Services, as well as state authorities. This could subject a company to a range of penalties that could have a significant commercial impact, including civil and criminal fines and agreements that materially restrict the manner in which a company promotes or distributes a drug or medical device.

*Other Requirements.* Drug and medical device market authorization holders must comply with other regulatory requirements, including submitting annual reports, reporting information about adverse experiences, and maintaining certain records.

*RLD Patents.* In an NDA, a sponsor must identify patents that claim the drug substance or drug product or a method of using the drug. When the drug is approved, those patents are among the information about the product that is listed in the FDA publication *Approved Drug Products with Therapeutic Equivalence Evaluations* which is referred to as the *Orange Book*. Following a drug’s approval, a sponsor wishing to submit an Abbreviated New Drug Application (“**ANDA**” or “**generic**”) NDA or 505(b)(2) application seeking to rely on the originally approved product as the reference-listed drug (“**RLD**”) for its ANDA or 505(b)(2) must make one of several certifications regarding each listed patent. A “Paragraph I” certification is the sponsor’s statement that patent information has not been filed for the RLD. A “Paragraph II” certification is the sponsor’s statement that the RLD’s patents have expired. A “Paragraph III” certification is the sponsor’s statement that it will wait for the patent to expire before obtaining approval for its product. A “Paragraph IV” certification is an assertion that the patent does not block approval of the later product, either because the patent is invalid or unenforceable or because the patent, even if valid, is not infringed by the new product.

*Regulatory Exclusivities.* The Hatch-Waxman Act provides periods of regulatory exclusivity for products that would serve as RLDs for an ANDA or 505(b)(2) application. If a product is a “new chemical entity”, commonly referred to as an “NCE”, which generally indicates that the active moiety has never before been approved in any drug, there is a period of five years from the product’s approval during which the FDA may not accept for filing any ANDA or 505(b)(2) application for a drug with the same active moiety. An ANDA or 505(b)(2) application may be submitted after four years, however, if the sponsor of the application makes a Paragraph IV certification.

A product that is not an NCE may qualify for a three-year period of exclusivity if the NDA contains new clinical data, other than bioavailability studies, derived from studies conducted by or for the sponsor, that were necessary for approval. In that instance, the exclusivity period does not preclude filing or review of an ANDA or 505(b)(2) application; rather, the FDA is precluded from granting final approval to the ANDA or 505(b)(2) application until three years after approval of the RLD. Additionally, the exclusivity applies only to the conditions of approval that required submission of the clinical data.

Once the FDA accepts for filing an ANDA or 505(b)(2) application containing a Paragraph IV certification, the applicant must within 20 days provide notice to the RLD or listed drug NDA holder and patent owner that the application has been submitted and provide the factual and legal basis for the applicant’s assertion that the patent is invalid or not infringed. If the NDA holder or patent owner files suit against the ANDA or 505(b)(2) applicant for patent

infringement within 45 days of receiving the Paragraph IV notice, the FDA is prohibited from approving the ANDA or 505(b)(2) application for a period of 30 months or the resolution of the underlying suit, whichever is earlier. If the RLD has NCE exclusivity and the notice is given and suit is filed during the fifth year of exclusivity, the regulatory stay extends until 7.5 years after the RLD approval. The FDA may approve the proposed product before the

## [Table of Contents](#)

expiration of the regulatory stay if a court finds the patent invalid or not infringed or if the court shortens the period because the parties have failed to cooperate in expediting the litigation.

*Patent Term Restoration.* A portion of the patent term lost during product development and FDA review of an NDA may be restored if approval of the application is the first permitted commercial marketing of a drug containing the active ingredient. The patent term restoration period is generally one-half the time between the effective date of the IND or the date of patent grant (whichever is later) and the date of submission of the NDA, plus the time between the date of submission of the NDA and the date of FDA approval of the product. The maximum period of restoration is five years, and the patent cannot be extended to more than 14 years from the date of FDA approval of the product. Only one patent claiming each approved product is eligible for restoration and the patent holder must apply for restoration within 60 days of approval. The U.S. Patent and Trademark Office in consultation with the FDA reviews and approves the application for patent term restoration.

### ***Other Exclusivities***

*Pediatric Exclusivity.* Section 505A of the FD&C Act provides for six months of additional exclusivity or patent protection if an NDA sponsor submits pediatric data that fairly respond to a written request from the FDA for such data. The data do not need to show that the product is effective in the pediatric population studied; rather, if the clinical trial is deemed to fairly respond to the FDA's request, the additional protection is granted. If reports of requested pediatric studies are submitted to and accepted by the FDA within the statutory time limits, whatever statutory or regulatory periods of exclusivity or *Orange Book* listed patent protection that cover the drug are extended by six months. This is not a patent term extension, but it effectively extends the regulatory period during which the FDA cannot approve an ANDA or 505(b)(2) application owing to regulatory exclusivity or listed patents. When any product is approved, we will evaluate seeking pediatric exclusivity as appropriate.

*Orphan Drug Exclusivity.* The Orphan Drug Act provides incentives for the development of drugs intended to treat rare diseases or conditions, which generally are diseases or conditions affecting less than 200,000 individuals in the U.S. If a sponsor demonstrates that a drug product qualifies for orphan drug designation, the FDA grants orphan drug designation to the product for that use. The benefits of orphan drug designation include research and development tax credits and exemption from user fees. A drug that is approved for the orphan drug designated indication generally is granted seven years of orphan drug exclusivity (to run concurrently with any other granted exclusivities). During that period, the FDA generally may not approve any other application for the same product for the same indication, although there are exceptions, most notably when the later product is shown to be clinically superior to the product with exclusivity. The FDA can revoke a product's orphan drug exclusivity under certain circumstances, including when the product sponsor is unable to assure the availability of sufficient quantities of the product to meet patient needs. Orphan drug exclusivity does not prevent the FDA from approving a different drug for the same disease or condition, or the same drug for a different disease or condition.

*Expedited Development and Review Programs.* The FDA has various programs, including Fast Track Designation, Priority Review Designation, Accelerated Approval Program and Breakthrough Therapy Designation, which are intended to expedite or simplify the process for reviewing product candidates. Even if a product candidate qualifies for one or more of these programs, the FDA may later decide that the product candidate no longer meets the conditions for qualification or that the time period for FDA review or approval will be lengthened. Generally, product candidates that are eligible for these programs are those for serious or life-threatening conditions, those with the potential to address unmet medical needs and those that offer meaningful benefits over existing treatments. For example, Fast Track Designation is a process designed to facilitate the development and expedite the review of product candidates to treat serious or life-threatening diseases or conditions and fill unmet medical needs. Priority Review Designation is designed to give a product candidate that treats a serious condition and, if approved, would provide a significant improvement in safety or effectiveness, an initial review within eight months as compared to a standard review time of within ten months of the date the FDA files the NDA. Although Fast Track Designation and Priority Review Designation do not affect the standards for approval, the FDA will attempt to facilitate early and frequent meetings with a sponsor of a Fast Track Designation product candidate and expedite review of the application for a Priority Review Designation product candidate.

### ***U.S. Healthcare Reform***

In the U.S., there have been and continue to be a number of healthcare-related legislative initiatives that have significantly affected the pharmaceutical industry. For example, the Patient Protection and Affordable Care Act, as amended by the Health Care and Education Reconciliation Act of 2010 (collectively, the “**Affordable Care Act**”) was passed in March 2010, which substantially

## [Table of Contents](#)

changed the way healthcare is financed by both governmental and private insurers and continues to significantly impact the pharmaceutical industry.

There have been judicial, congressional and executive branch challenges to certain aspects of the Affordable Care Act. For example, on June 17, 2021, the U.S. Supreme Court dismissed a challenge on procedural grounds that argued the Affordable Care Act is unconstitutional in its entirety because the individual mandate was repealed by Congress. In addition, there have been a number of health reform initiatives by the Biden administration that have impacted the Affordable Care Act. On August 16, 2022, President Biden signed the Inflation Reduction Act of 2022 (“IRA”) into law, which among other things, extends enhanced subsidies for individuals purchasing health insurance coverage in Affordable Care Act marketplaces through plan year 2025. The IRA also eliminates the “donut hole” under the Medicare Part D program beginning in 2025 by significantly lowering the beneficiary maximum out-of-pocket cost through a newly established manufacturer discount program. It is possible that the Affordable Care Act will be subject to legal challenges and additional health reform measures in the future.

Other legislative changes have been proposed and adopted in the U.S. since the Affordable Care Act was enacted. For example, in August 2011, the Budget Control Act of 2011 was signed into law which, among other things, led to aggregate reductions of Medicare payments to providers up to 2% per fiscal year, and, due to subsequent legislative amendments, will remain in effect until 2031 unless additional congressional action is taken. Under current legislation, the actual reduction in Medicare payments will vary from 1% in 2022 to up to 4% in the final fiscal year of this sequester.

There has been increasing legislative and enforcement interest in the U.S. with respect to prescription-pricing practices. Specifically, there have been several recent U.S. congressional inquiries and proposed and enacted federal and state legislation designed to, among other things, bring more transparency to drug pricing, reduce the cost of prescription drugs under Medicare, review the relationship between pricing and manufacturer patient programs, and reform government program reimbursement methodologies for drugs. For example, in July 2021, the Biden administration released an executive order, “Promoting Competition in the American Economy,” with multiple provisions aimed at prescription drugs. In response to Biden’s executive order, on September 9, 2021, the U.S. Department of Health and Human Services (“HHS”) released a Comprehensive Plan for Addressing High Drug Prices that outlines principles for drug pricing reform and sets out a variety of potential legislative policies that Congress could pursue as well as potential administrative actions HHS can take to advance these principles. In addition, the IRA, among other things, (1) directs HHS to negotiate the price of certain single-source drugs and biologics covered under Medicare, (2) imposes rebates under Medicare Part B and Medicare Part D to penalize price increases that outpace inflation and (3) protects orphan drugs with a single indication label from drug price negotiation but causes an orphan drug to lose the exclusion from price negotiation once it gains additional indications. These provisions will take effect progressively starting in fiscal year 2023, although they may be subject to legal challenges. It is currently unclear how the IRA will be implemented but is likely to have a significant impact on the pharmaceutical industry. Further, the Biden administration released an additional executive order on October 14, 2022, directing HHS to submit a report within 90 days on how the Center for Medicare and Medicaid Innovation can be further leveraged to test new models for lowering drug costs for Medicare and Medicaid beneficiaries.

It is possible that other healthcare reform measures may be adopted in the future, which may result in more rigorous coverage criteria and in additional downward pressure on the price that we receive for any approved product. Any reduction in reimbursement from Medicare or other government programs may result in a similar reduction in payments from private payors.

### ***Coverage and Reimbursement***

Significant uncertainty exists as to the coverage and reimbursement status of our products and any product candidates for which we may obtain regulatory approval. Sales of any of our products and product candidates, if approved, will depend, in part, on the extent to which the costs of the products will be covered by third-party payors, including government healthcare programs such as Medicare and Medicaid, and private payors, such as commercial health insurers and managed care organizations. Third-party payors determine which drugs they will cover and the amount of reimbursement they will provide for a covered drug. In the U.S., there is no uniform system among payors for making coverage and reimbursement decisions. In addition, the process for determining whether a payor will

provide coverage for a product may be separate from the process for setting the price or reimbursement rate that the payor will pay for the product once coverage is approved. Third-party payors may limit coverage to specific products on an approved list, or formulary, which might not include all of the FDA-approved products for a particular indication.

## [Table of Contents](#)

In order to secure coverage and reimbursement for our products we may need to conduct expensive pharmacoeconomic studies in order to demonstrate the medical necessity and cost-effectiveness of the product, in addition to the costly studies required to obtain FDA or other comparable regulatory approvals. Even if we conduct pharmacoeconomic studies, our products and product candidates may not be considered medically necessary or cost-effective by payors. Further, a payor's decision to provide coverage for a product does not imply that an adequate reimbursement rate will be approved.

Furthermore, the healthcare industry in the U.S. has experienced a trend toward cost containment as government and private insurers seek to control healthcare costs by imposing lower payment rates and negotiating reduced contract rates with service providers. Therefore, we cannot be certain that the procedures using our products will be reimbursed at a cost-effective level. Nor can we be certain that third-party payors using a methodology that sets amounts based on the type of procedure performed, such as those utilized by government programs and in many privately managed care systems, will view the cost of our products to be justified so as to incorporate such costs into the overall cost of the procedure. Even if coverage is provided, the approved reimbursement amount may not be high enough to allow us to establish or maintain pricing sufficient to achieve profitability. Moreover, we are unable to predict what changes will be made to the reimbursement methodologies used by third-party payors in the future. For example, CMS awarded TPT payments for TriNav for the two-year period through December 31, 2022. On December 29, 2022, the Consolidated Appropriations Act of 2023 (H.R. 2617) was signed into law and includes an extension of TPT status for certain devices, including TriNav, through December 31, 2023. In December 2023, CMS granted a New Technology HCPCS code for procedures involving TriNav. The new code will become effective on January 1, 2024, and may be reported by hospital outpatient departments and ambulatory surgical centers. There can be no assurance that continuing reimbursement will be available at similar reimbursement rates or at all.

Additional legislative changes, regulatory changes and judicial challenges related to the Affordable Care Act remain possible, as discussed above under the subheading "U.S. Healthcare Reform." In addition, there likely will continue to be proposals by legislators at both the federal and state levels, regulators, and third-party payors to contain healthcare costs. Thus, even if we obtain favorable coverage and reimbursement status for our products and any product candidates for which we receive regulatory approval, less favorable coverage policies and reimbursement rates may be implemented in the future.

### ***Healthcare Fraud and Abuse Laws***

In addition to FDA restrictions on marketing of pharmaceutical products, our business is subject to healthcare fraud and abuse regulation and enforcement by both the federal government and the states in which we conduct our business. These laws include, but are not limited to, the following:

- The federal Anti-Kickback Statute prohibits, among other things, knowingly and willfully offering, paying, soliciting or receiving remuneration, directly or indirectly, in cash or in kind, to induce or in return for purchasing, leasing, ordering or arranging for or recommending the purchase, lease or order of any healthcare item or service reimbursable, in whole or in part, under Medicare, Medicaid or other federally financed healthcare programs. The term "remuneration" has been broadly interpreted to include anything of value. The Affordable Care Act, among other things, amended the intent requirement of the federal Anti-Kickback Statute such that a person or entity no longer needs to have actual knowledge of the statute or specific intent to violate in order to commit a violation.
- The federal civil and criminal false claims laws, including the False Claims Act, which can be enforced by private individuals on behalf of the government through civil whistleblower or qui tam actions, and civil monetary penalty laws prohibit individuals or entities from knowingly presenting, or causing to be presented, a false or fraudulent claim for payment of government funds, or knowingly making, using, or causing to be made or used, a false record or statement material to an obligation to pay money to the government or knowingly concealing or knowingly and improperly avoiding, decreasing, or concealing an obligation to pay money to the U.S. federal government.
- The Health Insurance Portability and Accountability Act of 1996 and its implementing regulations (collectively, "HIPAA"), prohibits, among other things, knowingly and willfully executing, or attempting to



execute, a scheme to defraud any healthcare benefit program, including private third-party payors. HIPAA also prohibits knowingly and willfully falsifying, concealing or covering up a material fact or making any materially false, fictitious or fraudulent statement or representation, or making or using any false writing or document knowing the same to contain any materially false, fictitious or fraudulent statement or entry in connection with the delivery of or payment for healthcare benefits, items or services.

## [Table of Contents](#)

- HIPAA, as amended by the Health Information Technology for Economic and Clinical Health Act of 2009 (“HITECH”) and its implementing regulations, imposes obligations on “covered entities,” including certain healthcare providers, health plans, and healthcare clearinghouses, as well as their respective “business associates” and their subcontractors that create, receive, maintain or transmit individually identifiable health information for or on behalf of a covered entity, with respect to safeguarding the privacy, security and transmission of individually identifiable health information. HITECH also increased the civil and criminal penalties that may be imposed under HIPAA and gave state attorneys general new authority to file civil actions for damages or injunctions in federal courts to enforce HIPAA.
- The majority of states also have statutes or regulations similar to the federal anti-kickback and false claims laws, which apply to items and services reimbursed under Medicaid and other state programs, or, in several states, apply regardless of the payor. Several states now require pharmaceutical companies to report expenses relating to the marketing and promotion of pharmaceutical products in those states and to report gifts and payments to individual health care providers in those states. Some of these states also prohibit certain marketing-related activities including the provision of gifts, meals, or other items to certain health care providers. Other states have laws requiring pharmaceutical sales representatives to be registered or licensed, and still others impose limits on co-pay assistance that pharmaceutical companies can offer to patients. In addition, several states require pharmaceutical companies to implement compliance programs or marketing codes.
- The Physician Payments Sunshine Act, implemented as the Open Payments program, and its implementing regulations, requires manufacturers of drugs, devices, biologics and medical supplies for which payment is available under Medicare, Medicaid or the Children’s Health Insurance Program (with certain exceptions) to report annually to CMS information related to direct or indirect payments and other transfers of value to physicians (defined to include doctors, dentists, optometrists, podiatrists and chiropractors), other healthcare professionals (such as physician assistants and nurse practitioners) and teaching hospitals, as well as ownership and investment interests held in the company by physicians and their immediate family members.

Compliance with such laws and regulations requires substantial resources. Because of the breadth of these laws and the narrowness of available statutory exceptions and regulatory safe harbors, it is possible that some of our business activities could be subject to legal challenge and enforcement actions. In the event governmental authorities conclude that our business practices do not comply with current or future statutes, regulations or case law involving applicable fraud and abuse or other healthcare laws and regulations, they may impose sanctions under these laws, which are potentially significant and may include civil monetary penalties, damages, exclusion of an entity or individual from participation in government health care programs, criminal fines and imprisonment, additional reporting requirements if we become subject to a corporate integrity agreement or other settlement to resolve allegations of violations of these laws, as well as the potential curtailment or restructuring of our operations. Even if we are not determined to have violated these laws, government investigations into these issues typically require the expenditure of significant resources and generate negative publicity.

### ***Foreign Corrupt Practices Act***

In addition, the U.S. Foreign Corrupt Practices Act of 1997 prohibits corporations and their intermediaries from engaging in certain activities to obtain or retain business or to influence a person working in an official capacity. It is illegal to pay, offer to pay or authorize the payment of anything of value to any official of another country, government staff member, political party or political candidate in an attempt to obtain or retain business or to otherwise influence a person working in that capacity.

### **Facilities**

Our principal office is located in Westminster, Colorado, where we lease approximately 21,000 square feet of office, manufacturing, and warehouse space pursuant to a lease that expires on December 31, 2026 with the option of extension for an additional five-year term. We also lease office facilities in Bannockburn, Illinois, and Cranston, Rhode Island. We also lease laboratory space at Brown University in Providence, Rhode Island. We believe our facilities are adequate to meet our current needs, although we may seek to negotiate new leases or evaluate additional or alternate

space for our operations. We believe appropriate alternative space will be readily available on commercially reasonable terms.

## **Our Team**

As of October 16, 2023, we had approximately 106 full-time employees. None of our employees is represented by a labor union or covered under collective bargaining agreement. We have not experienced any material work stoppages and we consider our relationship with our employees to be good, healthy and transparent. We actively engage with managers to collect feedback and ideas on how to improve our working environment.

Our human capital resources objectives include, as applicable, identifying, recruiting, retaining incentivizing and integrating our existing and new employees, advisors and consultants. The principal purpose of our equity and cash incentive plans is to attract, retain, and reward personnel through the granting of stock-based and cash-based compensation awards, in order to increase stockholder value and the success of TriSalus by motivating such individuals to perform to the best of their abilities and achieve our objectives.

## **Legal Proceedings**

From time to time, we may be subject to legal proceedings. We are not currently party to or aware of any active legal proceedings that we believe will have, individually or in the aggregate, a material adverse effect on our business, financial condition or results of operations. Regardless of outcome, litigation can have an adverse impact on us because of defense and settlement costs, diversion of management resources and other factors.

## MANAGEMENT

### Directors and Executive Officers

The following table sets forth the names, ages and positions of our directors and executive officers as of December 8, 2023:

Name	Age	Position
<b><i>Executive Officers and Directors</i></b>		
Mary Szela	60	Chief Executive Officer, President; Director
Sean Murphy	71	Chief Financial Officer; Director
Steven Katz	49	Chief Medical Officer
Bryan Cox	62	Chief Scientific and Manufacturing Officer
Jennifer Stevens	63	Chief Regulatory Officer
Richard Marshak	64	Senior Vice President, Corporate Development & Strategy
Jodi Devlin	61	President, Commercial Operations
<b><i>Non-Employee Directors</i></b>		
Mats Wahlström	68	Chairman of the Board
Andrew von Eschenbach	82	Director
George Kelly Martin	64	Director
David J. Matlin	62	Director
Arjun Desai	42	Director
Kerry Hicks	64	Director
Anil Singhal	71	Director

#### ***Executive Officers***

***Mary Szela.*** Ms. Szela is our Chief Executive Officer and President and a member of our Board and, prior to the Business Combination, had served as the Chief Executive Officer and a director of Legacy TriSalus since January 2018. Prior to joining Legacy TriSalus, Ms. Szela was CEO of Novelson Therapeutics, a biopharmaceutical company, from January 2016 through November 2017 where she led the company through regulatory compliance and legal difficulties to a successful merger and expansion. Prior to that, Ms. Szela served as CEO of Melinta Therapeutics, a biopharmaceutical company, from August 2013 through August 2015. From 1987 to 2012, Ms. Szela held progressive leadership roles with Abbott Laboratories, a multinational medical devices and health care company, including Vice President, U.S. Commercial Operations, President of U.S. Pharmaceuticals, and culminating as Senior Vice President of Global Strategic Market and Services. In addition to her executive experience, Ms. Szela currently sits on the boards of directors of Kura Oncology, a public company, Omega Therapeutics, a public company, and Senda BioSciences. Ms. Szela received both her B.S. in Nursing and her MBA from the University of Illinois at Chicago.

We believe that Ms. Szela is qualified to serve on our Board based on her substantial business, leadership and management experience in the biotechnology sector.

***Sean Murphy.*** Mr. Murphy is our Chief Financial Officer and a member of our Board and, prior to the Business Combination, had served as the Chief Financial Officer of Legacy TriSalus since June 2022. He was also a director of Legacy TriSalus since August 2020 and served as the chairman of its audit committee from August 2020 through June 2022. Prior to joining Legacy TriSalus, Mr. Murphy was Executive Vice President at Malin PLC, a publicly listed company investing in life sciences companies, from April 2016 through June 2021. Mr. Murphy was a senior advisor at Evercore, an independent investment banking advisory firm, from August 2011 to June 2018. Prior to that, he held numerous positions over a 30-year career with Abbott Laboratories, a multinational medical devices and health care company, culminating as Vice President of Business Development and Licensing. Mr. Murphy has had extensive Board experience as well. He currently serves on the boards of directors of Xenex, and Prenosis. In addition, Mr. Murphy previously served on the public company board of directors of Radius Health, where he sat on the audit committee, and Poseida, where he was a member of the compensation and governance committee. Mr. Murphy received his BBA in Finance and Accounting from Western Illinois University and his M.S. in Finance from University of Illinois. He is a Certified Public Accountant, State of Illinois.

We believe that Mr. Murphy is qualified to serve on our Board based on his corporate finance experience and his previous experience on boards of directors.

## [Table of Contents](#)

**Steven Katz.** Dr. Steven Katz is our Chief Medical Officer and, prior to the Business Combination, had served as Chief Medical Officer of Legacy TriSalus since September 2020 and is Chairman of the Scientific Advisory Board, which includes leadership of our Translational Immunotherapy Laboratory. Previously, Dr. Katz served as an advisor to Legacy TriSalus from June 2014 to August 2020, and Chief Medical Advisor from January 2019 to August 2020. Since 2016, Dr. Katz also has served as a consultant for several companies developing cell therapies for solid tumors. In Dr. Katz's academic work, he is an Associate Professor of Surgery at Brown University and has been with Brown Surgical Associates in a part-time role since February 2022. From 2009 to 2021, Dr. Katz led the creation of a solid tumor immunotherapy program at CharterCare Health Partners, serving as the Director of the Office of Therapeutic Development and Complex Surgical Oncology Program Director during that time. While at CharterCare, he led a translational immunotherapy laboratory focused on immunosuppression and immunotherapy development, while serving as principal investigator for multiple immunotherapy trials which integrated novel delivery approaches. Dr. Katz received his B.A. in Government & Biochemistry from Wesleyan University and his M.D. from New York University, followed by completion of a general surgery residency at New York University. He completed Immunology Research and Surgical Oncology fellowships at the Memorial Sloan-Kettering Cancer Center.

**Bryan Cox.** Bryan Cox is our Chief Scientific and Manufacturing Officer and, prior to the Business Combination, had served as Chief Scientific and Manufacturing Officer of Legacy TriSalus since June 2020. Dr. Cox has also served as the Chief Executive Officer of Nephraegis Therapeutics, a biotechnology company, since November 2018. Prior to joining Legacy TriSalus, Dr. Cox served as a consultant for CoPharm Global Consulting, a boutique consultancy focuses on providing guidance for biotechnology companies, from May 2013 to June 2020. Prior to that, Dr. Cox served as the Director of Integrative Pharmacology for Abbott Laboratories, a multinational medical devices and health care company, from 1996 to 2013. Dr. Cox has served on the board of directors for Nephraegis Therapeutics since November 2018. Dr. Cox received his B.S. in Biological Sciences from North Carolina University and his Ph.D. in Pharmacology from the University of Iowa.

**Jennifer Stevens.** Jennifer Stevens is our Chief Regulatory Officer and also serves as our Head of Quality for Devices and Drugs. Prior to the Business Combination, she had served as Chief Regulatory Officer of Legacy TriSalus since March 2022. Previously, Ms. Stevens served as Legacy TriSalus' Senior Vice President of Regulatory Affairs from March 2021 to March 2022. Prior to joining of Legacy TriSalus, Ms. Stevens held several progressive leadership roles with EMD Serono Inc., a division of Merck KGaA focused on biopharmaceuticals, from January 2016 through March 2021, including as Acting Head of US Oncology Hub — Regulatory Affairs. Previously, Ms. Stevens was Regulatory Counsel for the U.S. Food and Drug Administration from July 2008 to December 2012. Earlier in her career, Ms. Stevens was a practicing attorney at several global law firms, achieving partnership at Kirkland & Ellis LLP. Ms. Stevens received her B.A. in Political Sciences from the University of Illinois and her J.D. from George Washington University.

**Richard Marshak, VMD.** Dr. Richard Marshak is our Senior Vice President, Corporate Development and Strategy and, prior to the Business Combination, had served as Senior Vice President, Corporate Development and Strategy of Legacy TriSalus since June 2022. Prior to joining of Legacy TriSalus, Dr. Marshak was Managing Principal of LF Consulting, a consulting firm for biotechnology companies, from June 2013 to June 2022. Dr. Marshak also co-founded Nephraegis Therapeutics, a biotechnology company, in September 2018 and served as its Chief Business Officer. Previously, Dr. Marshak served as the Chief Executive Officer of Mount Tam Biotechnologies from May 2016 to October 2019. Prior to these roles, Dr. Marshak held several progressive leadership roles in Abbott Laboratories, a multinational medical devices and health care company, from 1999 to 2013, culminating as the Head of Global Strategic Pricing. Dr. Marshak has served on the board of directors of Nephraegis Therapeutics since August 2018 and previously served on the board of Mount Tam Biotechnologies from May 2016 to October 2019. Dr. Marshak received his B.A. in Psychology and VMD in Veterinary Medicine from the University of Pennsylvania, and his MBA from the University of Chicago.

**Jodi Devlin.** Jodi Devlin is our President, Commercial Operations and joined our team in August 2023 as President, Therapeutics. She has more than 30 years in the biotech and pharmaceutical industry. Previously, Ms. Devlin served as CEO of AltaThera Pharmaceuticals, a specialized, hospital pharmaceutical company, where she executed a turnaround where she raised funding, obtained a new FDA indication, built a commercial and clinical team, completed two new clinical trials, and significantly accelerated revenue. Prior to that, Ms. Devlin spent 21 years at Abbott/AbbVie where she held leadership roles in pipeline planning, global launches, and management of numerous commercial

organizations. Ms. Devlin also serves as Chairman of the board of directors of Fitabeo Therapeutics. Before her time in the biotech industry, she worked as a hospital nurse in New York and Missouri. Ms. Devlin received her B.S. in Nursing from University of Oklahoma and her MBA from Washington University, Olin School of Business.



## Non-Employee Directors

The size of our Board is nine directors, each of whom was voted upon by MTAC's stockholders at an extraordinary general meeting held on August 2, 2023. In addition to Ms. Szela and Mr. Murphy (who are listed above), our Board members are listed below.

**Mats Wahlström.** Mats Wahlström is the Chairman of our Board and, prior to the Business Combination, had served as chairman of the board of directors of Legacy TriSalus since January 2017. He has also served as the Co-Chairman of HW Investment Partners, LLC since July 2016 and as Partner and Executive Chairman of KMG Capital Partners, LLC since April 2012, both investment funds focused on investments in the healthcare industry. In addition, Mr. Wahlström has served as the Chairman of the board of directors of Triomed AB since October 2016, as the lead independent director of Coherus Biosciences, Inc., a public biotech company, since January 2012 and as Chairman of Caduceus Medical Holdings, Inc. since August 2010. Mr. Wahlström has served on the boards of directors of Alteco Medical AB since October 2012, Circuit Clinical Solutions, Inc. since July 2016 and PCI | HealthDev since August 2010. He served as a director of Health Grades, Inc. a Nasdaq-listed healthcare ratings company, from March 2009 through its sale to a private equity firm in October 2010, as a director of Getinge AB, a Swedish Stock Exchange-listed medical device company, from March 2012 to March 2017, and as a director of Zynex Inc. an over-the-counter medical device manufacturer, from October 2010 through January 2014. From January 2004 to December 2009, Mr. Wahlström served as co-CEO of Fresenius Medical Care North America and a member of the management board at Fresenius Medical Care AG & Co. KGaA. From November 2002 to December 2009, Mr. Wahlström served as President and Chief Executive Officer of Fresenius Medical Services. Prior to that, Mr. Wahlström held various positions at Gambro AB in Sweden from January 1983 to February 2000, including President of Gambro North America and Chief Executive Officer of Gambro Healthcare Inc. as well as Chief Financial Officer of the Gambro Group. Mr. Wahlström has a B.S. degree in Economics and Business Administration from the University of Lund, Sweden.

We believe Mr. Wahlström is qualified to serve on our Board based on his extensive management and director experience in the life sciences and healthcare sectors.

**Andrew von Eschenbach.** Dr. von Eschenbach has been a member of our Board since August 2023. Dr. von Eschenbach is the President and founder of Samaritan Health Initiatives, Inc., a health care policy consultancy, a role which he has held since 2010. He is also an Adjunct Professor at the University of Texas M.D. Anderson Cancer Center ("MDACC"), a position he has held since 2009. Dr. von Eschenbach holds advisory roles as the Senior Advisor at Target RWE, a biotechnology company, since September 2020, and Medical Advisor at Datavant, a health information technology company, since January 2020. From October 2017 to June 2019, Dr. von Eschenbach served as Chief Medical Advisor at Malin Corporation PLC, a life sciences company. From 2009 to 2021, he worked on the International Advisory Council of Chugai Pharmaceutical Co., Ltd., a Japanese drug manufacturer. From 2012 to 2016, Dr. von Eschenbach was a Senior Fellow and Director of the FDA Project at the Manhattan Institute, a think tank. From 2009 to 2018, he served on the GE Healthymagination Advisory Board, a GE Healthcare initiative to provide better healthcare for more people around the world. From 2012 to 2016, he served as a global council member of Eli Lilly and Company, PACE, a global collaboration that encourages public policies and healthcare decisions that speed the development of new medicines. From September 2005 to January 2009, Dr. von Eschenbach served as Commissioner of the FDA. Previously, Dr. von Eschenbach served as Director of the National Cancer Institute at the National Institutes of Health from January 2002 to June 2006. As a researcher, clinician and administrator, Dr. von Eschenbach served in a variety of roles at MDACC, including as Director, Genitourinary Cancer Center, Vice President for Academic Affairs, and Executive Vice President and Chief Academic Officer. Dr. von Eschenbach currently serves on the boards of directors of Bausch and Lomb Corporation and Celularity, Inc. In addition, Dr. von Eschenbach previously served on the boards of directors of Bausch Health Companies and Radius Health, Inc. Dr. von Eschenbach received his B.S. in biology from St. Joseph's University and his M.D. in medicine from Georgetown University.

We believe that Dr. von Eschenbach is qualified to serve on our Board based on his extensive experience in the pharmaceutical and healthcare industries, as well as his service as Commissioner of the FDA.

**George Kelly Martin.** Mr. Martin has been a member of our Board since August 2023. Mr. Martin currently serves as Chairman of Transition Bio, Inc., a molecular condensates discovery company, a role which he has held since 2020, and as Vice Chairman of Ride Therapeutics, Inc., a molecular logistics company, a role which he has held since 2022.

He has also served as Chairman of WaveBreak (formerly Wren Therapeutics, Inc.), a company that utilizes physical science and kinetics to create therapeutic solutions for protein misfolding diseases, since 2018. Mr. Martin previously served as President and Chief Executive Officer of Radius Health, Inc., a bone and women's health company, from 2020 to 2022. Prior to that, Mr. Martin served as Chief Executive Officer of Novan, Inc., a development-stage dermatology company, from 2018 to 2020. Prior to joining Novan, Inc., Mr. Martin was the Chief

## [Table of Contents](#)

Executive Officer of Malin Corporation PLC, a life sciences investment company, from 2015 to 2017. Mr. Martin also served as Chief Executive Officer of Elan Corporation plc, an Ireland-based neurodegeneration research and development company, from 2003 to 2013. Mr. Martin's business career started in finance and capital markets, having spent 21 years at Merrill Lynch & Co. Inc. At the time of his departure from Merrill Lynch in 2002, he was a member of the company's Executive Operating Committee and his tenure included leadership oversight of four global divisions (debt markets, international equities, Information Technology, and International Private Banking). While at Merrill Lynch, Mr. Martin served multi-year assignments in both Tokyo and London. He previously served on the boards of directors of Questcor Pharmaceuticals, Immunocore Holdings, plc, and Kymab Ltd. Mr. Martin received his B.A. in Politics from Princeton University.

We believe that Mr. Martin is qualified to serve on our Board based on his extensive executive experience in the biopharmaceutical industry.

**David J. Matlin.** Mr. Matlin has been a member of our Board since August 2023. Mr. Matlin previously served as the Chief Financial Officer and has served as director of MTAC since September 2020. Mr. Matlin was also the co-founder and Chief Executive Officer of MatlinPatterson Global Advisers LLC ("MatlinPatterson"), a distressed securities investment manager, which he co-founded in July 2002, through 2021. Mr. Matlin was also Chief Executive Officer of MatlinPatterson Asset Management L.P. and its operating joint venture affiliates that managed non-distressed credit strategies, from 2015 to 2018. In 2017, MatlinPatterson began winding down its investment activities and its various funds began to return the investment proceeds to their respective investors. In conjunction with this wind-down process and to protect their investors from foreign litigation, two of the MatlinPatterson funds (Matlin Global Opportunities Partners II L.P. and Matlin Global Opportunities Partners (Cayman) II L.P.) that had been unable to settle foreign litigation, filed, along with MatlinPatterson, voluntary petitions for relief under Chapter 11 of the U.S. Bankruptcy Code in July 2021. Prior to forming MatlinPatterson, Mr. Matlin was a Managing Director at Credit Suisse, and headed their Global Distressed Securities Group upon its inception in 1994. Mr. Matlin was also a Managing Director and a founding partner of Merrion Group, L.P., an investment advisory firm, from 1988 to 1994. He began his career as a securities analyst at Halcyon Investments from 1986 to 1988. Until its November 2022 sale, Mr. Matlin also served on the board of directors of US Well Services Inc. (Nasdaq: USWS) (formerly Matlin & Partners Acquisition Corporation) and was Chief Executive Officer and Chairman of the company prior to its business combination with US Well Services LLC. He also serves on the boards of directors of Dermasensor, Inc. and Pristine Surgical LLC, which are medical device manufacturers. Mr. Matlin has served on the board of directors of Clene, Inc. (Nasdaq: CLNN), a biopharmaceutical manufacturer, since December 2020, and has served as the Chairman of its Board of Directors since May 2021. Since 2020, he has served on the board of Traffk, LLC, an insurance-based data analytics company, and since July 2021, he has served on the board of Emphyreon Neuroscience, a biotechnology company. Previously, he served on the board of directors of Flagstar Bank FSB, a federally chartered savings bank, and Flagstar Bancorp, Inc. (NYSE: FBC), a savings and loan holding company from 2009 to May 2021, CalAtlantic Group, Inc. (NYSE: CAA), a U.S. homebuilder, from 2009 to 2018, Global Aviation Holdings, Inc., an air charter company, from 2006 to 2012, and Huntsman Corporation (NYSE: HUN), a U.S. chemicals manufacturer, between 2005 and 2007 and Orthosensor, Inc. until the sale of the company to Stryker Corporation in December 2020. Mr. Matlin holds a JD degree from the Law School of the University of California at Los Angeles and a BS in Economics from the Wharton School of the University of Pennsylvania.

We believe that Mr. Matlin's significant public company board experience qualifies him to serve as a member of our Board.

**Arjun Desai.** Dr. Desai has been a member of our Board since August 2023. Dr. Desai has served as the Chief Strategic Innovation Officer at Insightec, a medical device company, since 2018. From 2016 to 2018, he served as the Global Vice President and Chief Operating Officer of Johnson & Johnson Innovation, a company that collaborates with innovators to incorporate science into healthcare solutions. Additionally, Dr. Desai currently serves on the boards of directors of Obvius Robotics, Inc., Tympa Health Technologies Ltd, Pathology Watch, Openwater Software, Inc., and Wesper. Dr. Desai received his B.S. degree in Economics from the University of Oklahoma and his M.D. from the University of Miami. He also completed his residency and advanced training in Anesthesiology at Stanford University.

We believe that Dr. Desai is qualified to serve on our Board based on his extensive experience in the biotech industry.

**Anil Singhal.** Dr. Singhal has been a member of our Board since August 2023. Dr. Singhal has served as the President and Chief Executive Officer of Trishula Therapeutics, a biotechnology company, since January 2021. From May 2019 to September 2020, he served as President and Chief Executive Officer of Adicet Bio, a publicly-traded biotechnology company, and from September 2020 to February 2021, he served as an advisor to Adicet. Dr. Singhal also served as Vice President, Early Oncology Development, of

## [Table of Contents](#)

AbbVie Inc., a publicly-traded pharmaceutical company, from January 2013 to March 2018. Dr. Singhal is a member of the American Association of Cancer Research, which he joined in 2005, and a member of the American Society of Clinical Oncology, which he joined in 2007. Dr. Singhal has been a member of the board of directors of Legacy TriSalus since 2018. Dr. Singhal received his B.Sc Honours degree in Biochemistry from Panjab University in India, his MBA in Business Administration from the University of Washington and his PhD in Biochemistry from Rutgers University.

We believe that Dr. Singhal is qualified to serve on our Board based on his extensive experience cancer research and development and his extensive experience in the biotechnology and pharmaceutical industries.

**Kerry Hicks.** Mr. Hicks has been a member of our Board since August 2023. Mr. Hicks has served as Partner, Chief Executive Officer, and President of KMG Capital Partners LLC, a boutique healthcare venture capital company, since April 2012. He also currently serves as Executive Chairman of Circuit Clinical, an integrated research organization, and Co-Chairman and Partner of HW Investment Partners, LLC, a venture capital firm that focuses on investing in healthcare companies, both positions which he has held since 2016. Prior to joining KMG Capital Partners, Mr. Hicks served as Chief Executive Officer of Healthgrades, a healthcare information and services company, from 2000 to 2012, Chairman of Healthgrades from 2000 to 2010 and 2012 to 2013, and as President, Chief Executive Officer and Chairman of Specialty Care Network, a predecessor company to Healthgrades, from 1995 to 2000. Mr. Hicks has been a member of the board of directors of Legacy TriSalus since April 2021. Mr. Hicks received his B.S. degree in Management and his MBA in Business Administration from Colorado State University.

We believe that Mr. Hicks is qualified to serve on our Board based on his extensive experience in the healthcare industry and knowledge regarding TriSalus and its products and operations.

### **Family Relationships**

There are no family relationships among our directors and executive officers.

### **Corporate Governance**

#### ***Composition of the Board***

Our business and affairs are organized under the direction of the Board. Our Board is comprised of nine members. Mats Wahlström is the Chairman of the Board. The primary responsibilities of the Board are to provide oversight, strategic guidance, counseling and direction to our management. The Board meets on a regular basis and additionally as required.

In accordance with the terms of our certificate of incorporation (the “**Certificate of Incorporation**”), our Board is divided into three classes, Class I, Class II and Class III, with one class of directors being elected in each year and each class serving a three-year term. There is no cumulative voting with respect to the election of directors, with the result that the holders of more than 50% of the shares voted for the election of directors can elect all of the directors. The Board is divided among the following classes:

- Class I, which consists of Anil Singhal, Kerry Hicks, and Sean Murphy, whose terms will expire at the annual meeting of stockholders to be held in 2024;
- Class II, which consists of David Matlin, Mats Wahlström, and Andrew von Eschenbach, whose terms will expire at the annual meeting of stockholders to be held in 2025; and
- Class III, which consists of Mary Szela, Arjun “JJ” Desai, and George Kelly Martin, whose terms will expire at the annual meeting of stockholders to be held in 2026.

At each annual meeting of stockholders to be held after the initial classification, the successors to directors whose terms then expire will be elected to serve from the time of election and qualification until the third annual meeting following their election and until their successors are duly elected and qualified, or their earlier resignation, removal, retirement or death. This classification of the Board may have the effect of delaying or preventing changes in our

control or management. Our directors may be removed for cause by the affirmative vote of the holders of at least 66⅔% of our voting stock.

### ***Director Independence***

As a result of our common stock being listed on the Nasdaq Stock Exchange (“**Nasdaq**”), we are required to comply with the applicable rules of such exchange in determining whether a director is independent. Prior to the completion of Closing, the Board reviewed the independence of the individuals named above. The Board determined that each of the directors on the current Board, other than Mary Szela and Sean Murphy, qualify as independent directors, as defined under the Nasdaq Stock Exchange listing rules (the “**Nasdaq listing rules**”) and that the Board consists of a majority of “independent directors,” as defined under the rules of the SEC and Nasdaq listing rules relating to director independence requirements. In addition, we are subject to the rules of the SEC and Nasdaq relating to the membership, qualifications and operations of the audit committee, as discussed below.

### ***Role of the Board in Risk Oversight***

One of the key functions of the Board is informed oversight of our risk management process. The Board does not anticipate having a standing risk management committee, but rather anticipates administering this oversight function directly through the Board as a whole, as well as through various standing committees of the Board that address risks inherent in their respective areas of oversight. In particular, the Board is responsible for monitoring and assessing strategic risk exposure and the audit committee will have the responsibility to consider and discuss our major financial risk exposures and the steps its management will take to monitor and control such exposures, including guidelines and policies to govern the process by which risk assessment and management is undertaken. The audit committee will also monitor compliance with legal and regulatory requirements. The compensation committee will assess and monitor whether our compensation plans, policies and programs comply with applicable legal and regulatory requirements.

### ***Committees of the Board of Directors***

The Board will direct the management of its business and affairs, as provided by Delaware law, and will conduct its business through meetings of the board of directors and standing committees. We have a standing audit committee, compensation committee and nominating and corporate governance committee. We have adopted a charter for each of these committees, which complies with the applicable requirements of current Nasdaq rules.

In addition, from time to time, special committees may be established under the direction of the Board when the Board deems it necessary or advisable to address specific issues. Following the Business Combination, current copies of our committee charters were posted on its website, <https://investors.trisaluslifesci.com/governance/governance-overview>, as required by applicable SEC and Nasdaq rules. The information on or available through any of such website is not deemed incorporated in this prospectus and does not form part of this prospectus.

### ***Audit Committee***

Our audit committee was appointed promptly after Closing and consists of David Matlin, Kerry Hicks, and George Kelly Martin. The Board has determined that each of the members of the audit committee will satisfy the independence requirements of Nasdaq listing rules and Rule 10A-3 under the Exchange Act. Each member of the audit committee can read and understand fundamental financial statements in accordance with applicable audit committee requirements. In arriving at this determination, the Board examined each audit committee member’s scope of experience and the nature of their prior and/or current employment.

Mr. Matlin serves as the chair of the audit committee. The Board has determined that Mr. Matlin qualifies as an audit committee financial expert within the meaning of SEC regulations and meets the financial sophistication requirements of Nasdaq listing rules. In making this determination, the Board considered Mr. Matlin’s formal education and previous experience in financial roles.

Both our independent registered public accounting firm and management periodically meet privately with our audit committee. The primary purposes of the audit committee of the Board are, among other things, to assist the Board in:

- evaluating the performance, independence and qualifications of our independent auditors and determining whether to retain our existing independent auditors or engage new independent auditors;

- reviewing our financial reporting processes and disclosure controls;



## [Table of Contents](#)

- reviewing and approving the engagement of our independent auditors to perform audit services and any permissible non-audit services;
- reviewing the adequacy and effectiveness of our internal control policies and procedures, including reviewing, with the independent auditors, management’s plans with respect to the responsibilities, budget, staffing and effectiveness of our internal audit function, and reviewing and approving our head of internal audit (if established);
- reviewing with the independent auditors the annual audit plan, including the scope of audit activities and all critical accounting policies and practices we use;
- obtaining and reviewing at least annually (if required by applicable stock exchange listing requirements) or as otherwise determined, a report by our independent auditors describing the independent auditors’ internal quality-control procedures and any material issues raised by the most recent internal quality-control review, peer review, or any inquiry or investigation by governmental or professional authorities;
- monitoring the rotation of partners of our independent auditors on our engagement team as required by law;
- at least annually, reviewing relationships that may reasonably be thought to bear on the independence of the committee, receiving and reviewing a letter from the independent auditor affirming their independence, discussing the potential effects of any such relationship, and assessing and otherwise taking the appropriate action to oversee the independence of our independent auditor;
- reviewing our annual and quarterly financial statements and reports, including the disclosures contained in “Management’s Discussion and Analysis of Financial Condition and Results of Operations” and “Risk Factors” and discussing the statements and reports with our independent auditors and management;
- reviewing with our independent auditors and management significant issues that arise regarding accounting principles and financial statement presentation and matters concerning the scope, adequacy and effectiveness of our financial controls and critical accounting policies;
- reviewing with management and our independent auditors any earnings announcements, disclosures and other financial information and guidance;
- establishing procedures for the review, retention and investigation of complaints we receive regarding financial controls, accounting, auditing or other matters;
- preparing the report that the SEC requires in our annual proxy statement;
- reviewing and providing oversight of any related party transactions in accordance with our related party transaction policy and reviewing and monitoring compliance with legal and regulatory responsibilities, including our code of business conduct and ethics;
- reviewing and discussing with management risks related to data privacy, technology and information security, including cybersecurity, back-up of information systems, and policies and procedures that we have in place to monitor and control such exposures;
- reviewing our major financial risk exposures, including the guidelines and policies to govern the process by which risk assessment and risk management is implemented;
- reviewing any analyses prepared by management or the independent auditors setting forth significant financial reporting issues and judgments made in connection with the preparation of the financial statements, including analyses of the effects of alternative GAAP methods on the financial statements;



## [Table of Contents](#)

- reviewing with management and the independent auditors any disagreement between them regarding financial reporting, accounting practices or policies, or other matters, that individually or in the aggregate could be significant to our financial statements or the independent auditor’s report, reviewing management’s response, and resolving any other conflicts or disagreements regarding financial reporting;
- considering and reviewing with management, the independent auditors, and outside advisors or accountants any correspondence with regulators or governmental agencies and any published reports that raise material issues regarding our financial statements or accounting policies;
- reviewing with management legal and regulatory compliance and any material current, pending or threatened legal matters; and
- reviewing and evaluating on an annual basis the performance of the audit committee and the audit committee charter.

The composition and function of the audit committee complies with all applicable requirements of the Sarbanes-Oxley Act, SEC rules and regulations and Nasdaq listing rules.

### ***Compensation Committee***

Our compensation committee was appointed promptly after Closing and consists of George Kelly Martin, Arjun “JJ” Desai, and Anil Singhal. Mr. Martin serves as the chair of the compensation committee. The Board has determined that each of the members of the compensation committee will be a non-employee director, as defined in Rule 16b-3 promulgated under the Exchange Act, and will satisfy the independence requirements of Nasdaq. The primary purposes of the compensation committee of the Board are, among other things, to assist the Board in:

- reviewing and approving the corporate objectives that pertain to our overall compensation strategy and policies;
- reviewing and approving annually the compensation and other terms of employment of our executive officers and other members of senior management, in the compensation committee’s discretion;
- reviewing and approving the type and amount of compensation to be paid or awarded to our non-employee Board members;
- administering our equity incentive plans and other benefit plans;
- reviewing and approving the terms of any employment agreements, severance arrangements, change in control protections, indemnification agreements and any other material arrangements with our executive officers and other members of senior management, in the compensation committee’s discretion;
- reviewing and establishing appropriate insurance coverage for our directors and officers;
- reviewing and discussing with management our disclosures under the caption “Compensation Discussion and Analysis” in our periodic reports or proxy statements to be filed with the SEC, to the extent such caption is included in any such report or proxy statement;
- preparing an annual report on executive compensation that the SEC requires in our annual proxy statement;
- reviewing our practices and policies for employee compensation as related to risk management and risk-taking incentives to determine if such compensation policies and practices are reasonably likely to have a material adverse effect;
- establishing and monitoring stock ownership guidelines for our directors and executive officers, if and as determined to be necessary or appropriate;



## [Table of Contents](#)

- providing recommendations to the Board on compensation-related proposals to be considered at our annual meeting of stockholders;
- reviewing and discussing with management, if appropriate, the independence of and any conflicts of interest raised by the work of a compensation consultant, outside legal counsel, or advisor hired by the compensation committee or management and how such conflict is being addressed for disclosure in the appropriate filing or report;
- annually reviewing and discussing with management our human capital management practices with respect to its employees and, where applicable, independent contractors;
- approving and modifying, as needed, clawback policies allowing us to recoup improper compensation paid to employees; and
- reviewing and evaluating on an annual basis the performance of the compensation committee and recommending such changes as deemed necessary with the Board.

The composition and function of the compensation committee complies with all applicable requirements of the Sarbanes-Oxley Act, SEC rules and regulations and Nasdaq listing rules.

### ***Nominating and Governance Committee***

Our nominating and corporate governance committee was appointed promptly after Closing and consists of Kerry Hicks, Mats Wahlström, Andrew von Eschenbach and David Matlin. Mr. Hicks serves as the chair of the nominating and corporate governance committee. The Board has determined that each of the members of our nominating and corporate governance committee satisfies the independence requirements of Nasdaq. The primary purposes of the nominating and governance committee of the Board are, among other things, to assist the Board in:

- determining the qualifications, qualities, skills and other expertise required to be a director of the Board, and developing and recommending to the Board for approval criteria to be considered in selecting nominees for director;
- identifying, reviewing and making recommendations of candidates to serve on the Board, including incumbent directors for reelection;
- evaluating the performance of the Board, committees of the Board and individual directors and determining whether continued service on the Board is appropriate;
- periodically reviewing and making recommendations to the Board regarding our process for stockholder communications with the Board, and making such recommendations to the Board with respect thereto;
- evaluating nominations by stockholders of candidates for election to the Board;
- evaluating the structure and organization of the Board and its committees and making recommendations to the Board for approvals;
- considering possible conflicts of interest of officers and directors as set forth in our code of business conduct and ethics;
- reviewing and considering environmental, social responsibility and sustainability and governance matters as it determines appropriate and making recommendations to the Board regarding, or taking action with respect to, such matters;
- periodically reviewing our corporate governance guidelines and code of business conduct and ethics and recommending to the Board any changes to such policies and principles;



## [Table of Contents](#)

- developing and periodically reviewing with our Chief Executive Officer the plans for succession for our Chief Executive Officer and other executive officers, as it sees fit, and making recommendations to the Board with respect to the selection of appropriate individuals to succeed to these positions;
- considering the Board's leadership structure, including the separation of the roles of chairperson of the Board and the Chief Executive Officer and/or the appointment of a lead independent director;
- periodically reviewing our processes and procedures to provide information to the Board and its committees and the scope of such information and making recommendations to the Board and management for improvement as appropriate; and
- reviewing periodically the nominating and corporate governance committee charter and recommending any proposed changes to the Board, including undertaking an annual review of its own performance.

The composition and function of the nominating and corporate governance committee complies with all applicable requirements of the Sarbanes-Oxley Act, SEC rules and regulations and Nasdaq listing rules.

### ***Science and Technology Committee***

Our science and technology committee was appointed promptly after Closing and consists of Andrew Von Eschenbach, Anil Singhal and Arjun Desai. Mr. Von Eschenbach serves as the chair of the science and technology committee. The primary purposes of the science and technology committee of the Board are, among other things, to assist the Board in:

- reviewing, evaluating and advising the Board and management on matters relating to the overall strategy, direction, and effectiveness of our research and development strategy and related investments and on our progress in achieving its long-term strategic research and development goals and objectives;
- reviewing our planned or ongoing research activities and plans;
- evaluating and monitoring, on its own or in conjunction with external experts engaged by the committee, plans as well as individual project progress and performance of our research and development pipeline;
- evaluating and advising the Board and management on the opportunities and risks associated with the products, programs and technologies in which we are, or are considering, investing its research and development efforts;
- providing the Board with strategic advice on emerging regulatory, clinical and scientific issues that are relevant to us and in alignment with our strategy and on areas that are important to the success of our R&D activities;
- assess and advise our Board, from time to time, on the committee's view of the overall quality and expertise of medical and scientific talent in our R&D organization; and
- assisting the Board in understanding our intellectual property position in connection with the foregoing and otherwise.

### ***Compensation Committee Interlocks and Insider Participation***

None of the members of our compensation committee has ever been one of our executive officers or employees. None of our executive officers currently serve, or has served during the last completed fiscal year, on the compensation committee or board of directors of any other entity that has one or more executive officers that will serve as a member of our Board or compensation committee.





***Limitation on Liability and Indemnification of Directors and Officers***

Our Certificate of Incorporation limits a director's or an officer's liability to the fullest extent permitted under the DGCL. The DGCL provides that, if provided in the certificate of incorporation as we have done, directors and officers of a corporation will not be personally liable for monetary damages for breach of their fiduciary duties as directors, except for liability:

- for any transaction from which the director derives an improper personal benefit;
- for any act or omission not in good faith or that involves intentional misconduct or a knowing violation of law;
- for any unlawful payment of dividends or redemption of shares; or
- for any breach of a director's or an officer's duty of loyalty to the corporation or its shareholders.

If the DGCL is amended to authorize corporate action further eliminating or limiting the personal liability of officers and directors, then the liability of our officers and directors will be eliminated or limited to the fullest extent permitted by the DGCL, as so amended.

Our bylaws (the "**Bylaws**") require that we indemnify and advance expenses to, to the fullest extent permitted by applicable law, our directors, officers and agents. We plan to maintain a directors' and officers' insurance policy pursuant to which our directors and officers are insured against liability for actions taken in their capacities as directors and officers. Finally, our Certificate of Incorporation prohibits any retroactive changes to the rights or protections or increase the liability of any officer or director in effect at the time of the alleged occurrence of any act or omission to act giving rise to liability or indemnification.

In addition, we have entered into separate indemnification agreements with our directors and officers, the form of which is attached hereto as Exhibit 10.25 to the registration statement of which this prospectus forms a part. These agreements, among other things, require us to indemnify our directors and executive officers for certain expenses, including attorneys' fees, judgments, fines and settlement amounts incurred by a director or executive officer in any action or proceeding arising out of their services as one of our directors or executive officers or any other company or enterprise to which the person provides services to at our request.

We believe these provisions in our Certificate of Incorporation, Bylaws, and indemnification agreements are necessary to attract and retain qualified persons as directors and officers.

## **Code of Business Conduct and Ethics for Employees, Executive Officers and Directors**

We have a Code of Business Conduct and Ethics (the “**Code of Conduct**”) that is applicable to all of our employees, executive officers and directors. The Code of Conduct is available on our website at [www.investors.trisalulifesci.com/governance/governance-overview](http://www.investors.trisalulifesci.com/governance/governance-overview). Information contained on or accessible through our website is not a part of this prospectus, and the inclusion of our website address in this prospectus is an inactive textual reference only. The nominating and corporate governance committee of the Board will be responsible for overseeing the Code of Conduct and must approve any waivers of the Code of Conduct for employees, executive officers and directors. We plan to disclose any amendments to the Code of Conduct, or any waivers of its requirements, on our website.

## **Non-Employee Director Compensation**

Our Board expects to review director compensation periodically to ensure that director compensation remains competitive such that we are able to recruit and retain qualified directors. In August 2023, our Board approved a non-employee director compensation policy (the “**Non-Employee Director Policy**”) consisting of annual cash retainers of \$50,000 for each non-employee director and an additional \$30,000 for the chairperson of the Board; an additional \$20,000 and \$7,500 for the chairperson and each other member of the audit committee of the Board, respectively; an additional \$15,000 and \$7,500 for the chairperson and each other member of the compensation committee of the Board, respectively; an additional \$15,000 and \$7,500 for the chairperson and each other member of the nominating and corporate governance committee of the Board, respectively; and an additional \$25,000 and \$7,500 for the chairperson and each other member of the science and technology committee of the Board, respectively. The Non-Employee Director Policy also provides for an initial grant of a stock option for 35,000 shares on the date an eligible director is first elected or appointed to the Board and an annual stock option grant for 15,000 shares on the date of each annual stockholder meeting for each eligible director who continues to serve as a non-employee member of the Board as of such date. The non-employee directors also received a one-time stock option grant for 35,000 shares immediately following the Closing of the Business Combination.

The Non-Employee Director Policy was developed with input from an independent compensation consultant regarding practices and compensation levels at comparable companies. It is designed to align compensation with our business objectives and the creation of stockholder value, while enabling us to attract, retain, incentivize and reward directors who contribute to our long-term success.

## EXECUTIVE COMPENSATION

### MTAC

#### *Employment Agreements*

Prior to the Closing of the Business Combination, MTAC did not enter into any employment agreements with its executive officers and did not make any agreements to provide benefits upon termination of employment.

#### *Executive Officers and Director Compensation*

No MTAC executive officers or directors received any cash compensation for services rendered to MTAC. Executive officers and directors, or any of their respective affiliates, were reimbursed for any out-of-pocket expenses incurred in connection with activities on MTAC's behalf such as identifying potential target businesses and performing due diligence on suitable business combinations.

### TriSalus

As used in this section, "TriSalus" refers to Legacy TriSalus prior to the Closing of the Business Combination and TriSalus after the closing of the Business Combination. Upon the Closing of the Business Combination, the executive officers of Legacy TriSalus became executive officers of TriSalus.

Throughout this section, unless otherwise noted, "we," "us," "our," "the Company" and similar terms refer to TriSalus and its subsidiaries prior to the Closing and to TriSalus and its subsidiaries after the Business Combination. This discussion may contain forward-looking statements that are based on our current plans, considerations, expectations, and determinations regarding future compensation programs.

TriSalus' named executive officers for the year ended December 31, 2022 were:

- Mary Szela, Chief Executive Officer and President;
- Jennifer Stevens, Chief Regulatory Officer; and
- Steven Katz, Chief Medical Officer.

#### Summary Compensation Table

The table below shows compensation of TriSalus' named executive officers for the year ended December 31, 2022.

Name, Principal Position	Fiscal Year	Salary <sup>(1)</sup>	Bonus	Stock Awards	Option Awards <sup>(2)</sup>	Non-Equity Incentive Plan Compensation <sup>(3)</sup>	All Other Compensation <sup>(4)</sup>	Total
<b>Mary Szela</b> <i>CEO and President</i>	2022	463,630	—	—	52,841	340,819	3,612	860,902
<b>Jennifer Stevens</b> <i>Chief Regulatory Officer</i>	2022	398,670	—	—	22,032	190,405	40,920	652,027
<b>Steven Katz</b> <i>Chief Medical Officer</i>	2022	468,197	—	—	85,720	342,461	39,700	936,078

(1) Salary amounts represent actual amounts earned during fiscal year 2022, whether or not paid in 2022. See "—Narrative Disclosure to Summary Compensation Table — Base Salaries" below.

(2) This column reflects the aggregate grant date fair value of the option awards granted during fiscal year 2022 computed in accordance with ASC Topic 718 for stock-based compensation transactions. Assumptions used in the calculation of these

## [Table of Contents](#)

amounts are included in the notes to our audited financial statements included elsewhere in this prospectus. These amounts do not reflect the actual economic value that will be realized by the named executive officer upon the vesting of the stock options, the exercise of the stock options, or the sale of the common stock underlying such stock options.

- (3) See “—Narrative Disclosure to Summary Compensation Table — Non-Equity Incentive Plan Compensation” below for a description of the material terms of the non-equity incentive plan for fiscal year 2022.
- (4) This column reflects the aggregate value of other categories of payment, including (i) for Dr. Katz, \$16,479 for 401(k) plan employer matching contributions and (ii) for Ms. Stevens, \$13,486 for 401(k) plan employer matching contributions.

### **Narrative Disclosure to Summary Compensation Table**

#### ***Base Salaries***

Our named executive officers receive an annual base salary to compensate them for the services they provide to the Company. The annual base salary payable to each named executive officer is intended to provide a fixed component of compensation reflecting the executive’s skill set, experience, role and responsibilities.

As of December 31, 2022, Ms. Szela, Ms. Stevens and Dr. Katz had annual base salaries of \$466,875, \$400,010 and \$469,125, respectively.

Following the Business Combination, on August 11, 2023, TriSalus approved annual base salaries of \$412,000 and \$515,000 for Ms. Stevens and Dr. Katz, respectively. On August 14, 2023, TriSalus approved an annual base salary of \$600,000 for Ms. Szela. These salary adjustments were approved in connection with the transition from operating a private corporation to a publicly-traded corporation. These salary adjustments were effective beginning as of August 10, 2023, and were not retroactive to any period prior to such date.

#### ***Bonuses***

TriSalus has at times provided, and may in the future provide, cash bonuses to certain members of its executive team on an ad hoc basis as deemed appropriate, in the form of spot bonuses or for achievement of certain milestones or as individually negotiated in a named executive officer’s employment agreement or offer letter.

#### ***Non-Equity Incentive Plan Compensation***

We develop a performance-based cash bonus program annually. Under the 2022 program, each named executive officer was eligible to be considered for an annual performance bonus based on (1) the individual’s target bonus, as a percentage of base salary pursuant to their respective employment agreements, which are described in “—*Employment Arrangements with Executive Officers*” below and (2) the percentage attainment of 2022 corporate goals established by the Board in its sole discretion and communicated to each officer. Each named executive officer is assigned a maximum target performance bonus expressed as a percentage of their base salary, which for 2022 was 50% for each of Ms. Szela and Dr. Katz and 40% for Ms. Stevens. For the fiscal year ended December 31, 2022, the Board determined that each of Ms. Szela and Dr. Katz was entitled to receive 150% of his or her target bonus and that Ms. Stevens was entitled to 120% of her target bonus. The bonuses are conditioned upon the consummation of the Business Combination and were paid on the Closing Date.

In addition, the Board approved bonuses in an aggregate amount of approximately \$2.8 million to TriSalus’ executive officers and other employees, including bonuses of \$340,819, \$342,461 and \$190,405 to Ms. Szela, Dr. Katz and Ms. Stevens, respectively.

Following the Business Combination, on August 11, 2023, TriSalus approved post-merger target bonuses of 40% and 50% for Ms. Stevens and Dr. Katz, respectively. On August 14, 2023, TriSalus approved a post-merger target bonus of 55% for Ms. Szela. These target bonus adjustments were approved in connection with the transition from

operating a private corporation to a publicly-traded corporation. The adjustments were effective beginning as of August 10, 2023, and were not retroactive to any period prior to such date.

### ***Equity-Based Incentive Awards***

Our equity award program is the primary vehicle for offering long-term incentives to our executives. We believe that equity awards provide our executive officers with a strong link to long-term performance, create an ownership culture and help to align the interests of our executive officers with our stockholders. TriSalus has historically granted both incentive stock options and nonstatutory stock options to executive officers. We believe that equity awards are an important retention tool for our executive officers, as well as for our other employees. We grant equity awards broadly to our employees, including to our nonexecutive employees. The Board is responsible for approving equity grants.

We currently maintain the 2023 Plan, which our Board and stockholders approved in connection with the Business Combination for purposes of granting equity-based incentive awards to our employees and consultants, including our named executive officers. See “—2023 Equity Incentive Plan” below for further information. Prior to the Business Combination, TriSalus granted equity incentive awards under the 2009 Amended and Restated Equity Incentive Plan (the “2009 Plan”). The 2009 Plan will not be used following the Business Combination. See “—2009 Equity Incentive Plan” below for further information. Historically, we have used options as an incentive for long-term compensation to our executive officers because options allow our executive officers to realize value from this form of equity compensation only if the value of the underlying equity securities increase relative to the option’s exercise price, which exercise price is set at the fair market value of the underlying equity securities on the grant date.

On April 20, 2022, Ms. Szela was granted an option to purchase 55,616 shares of TriSalus Common Stock at an exercise price of \$2.43 per share, Mr. Katz was granted an option to purchase 90,222 shares of TriSalus Common Stock at an exercise price of \$2.43 per share, and Ms. Stevens was granted an option to purchase 24,718 shares of TriSalus Common Stock at an exercise price of \$2.43 per share. The options vest as described below in “—Outstanding Equity Awards as of December 31, 2022”.

On May 19, 2023, TriSalus approved grants of 279,351 options to new hires and current executives of the Company, including to Ms. Szela, Mr. Katz and Ms. Stevens in the amounts of 58,409,31,040, and 8,391, respectively, at an exercise price of \$10.00 (the per share value of each share of our Common Stock as set forth in Merger Agreement). The options must satisfy both time-based and performance-based requirements in order to vest. The time-based requirement is satisfied as follows: one fourth (1/4th) of the total number of options will satisfy time-based requirement on the vesting start date, which is May 19, 2023, for each of Ms. Szela, Mr. Katz and Ms. Stevens, and one forty-eighth (1/48th) of the total number of options will satisfy the time-based requirement each month thereafter over the following three years. The options satisfied the performance-based requirement upon TriSalus’ consummation of the Business Combination prior to the termination of the Merger Agreement.

On May 19, 2023, TriSalus approved awards of RSUs to certain of its employees in the aggregate amount of 184,031 including to Ms. Szela, Mr. Katz and Ms. Stevens in the amounts of 36,775, 16,644 and 4,127, respectively. The RSUs must satisfy both time-based and performance-based requirements in order to vest. The time-based requirement is satisfied as follows: one fourth (1/4th) of the total number of RSUs will satisfy time-based requirement on each anniversary of the vesting start date, which is October 5, 2022, for each of Ms. Szela, Mr. Katz and Ms. Stevens. The RSUs satisfied the performance-based requirement upon TriSalus’ consummation of the Business Combination prior to the termination of the Merger Agreement.

Following the Business Combination, on August 11, 2023, TriSalus approved awards of 288,000 options to current executives of the Company, including to Mr. Katz and Ms. Stevens in the amounts of 62,500 and 40,000, respectively, at an exercise price of \$12.00. On August 14, 2023, TriSalus approved an award of 172,500 options to Ms. Szela at an exercise price of \$11.51. Each of these options have a vesting schedule as follows: one-fourth (1/4th) of the shares subject to the option shall vest on the one-year anniversary of August 10, 2023, and 1/36th of the remaining shares shall vest each month thereafter on the same day of the month as August 10, 2023, subject to the optionee’s Continuous Service (as defined in the 2023 Plan) through each such vesting date. TriSalus approved these option grants in connection with the transition from operating a private corporation to a publicly-traded corporation.

### ***Health and Welfare and Retirement Benefits***

All of TriSalus' named executive officers are eligible to participate in TriSalus' employee benefit plans, including medical, dental, vision, disability and life insurance plans, in each case on the same basis as all of TriSalus' other full-time employees. TriSalus pays approximately 80% of the premiums for medical, dental, vision, group term life, disability and accidental death and dismemberment insurance for all of its employees, including its named executive officers. TriSalus generally does not provide perquisites or personal benefits to its named executive officers, except in limited circumstances.



[Table of Contents](#)

**401(k) Plan**

TriSalus' named executive officers are eligible to participate in a defined contribution retirement plan that provides eligible U.S. employees with an opportunity to save for retirement on a tax-advantaged basis. Eligible employees may defer eligible compensation on a pre-tax or after-tax (Roth) basis, up to the statutorily prescribed annual limits on contributions under the U.S. Internal Revenue Code of 1986, as amended (the "Code"). Contributions are allocated to each participant's individual account and are then invested in selected investment alternatives according to the participants' directions. The 401(k) plan is intended to be qualified under Section 401(a) of the Code with the 401(k) plan's related trust intended to be tax exempt under Section 501(a) of the Code. As a tax-qualified retirement plan, contributions to the 401(k) plan (except for Roth contributions) and earnings on those contributions are not taxable to the employees until distributed from the 401(k) plan. In 2022, contributions made by participants, including the named executive officers, to the 401(k) plan were matched by TriSalus up to a specified percentage of the employees' contribution. These matching contributions are fully vested when made.

**Outstanding Equity Awards at December 31, 2022**

The following table presents information regarding outstanding equity awards held by TriSalus' named executive officers as of December 31, 2022. All awards were granted pursuant to the 2009 Plan. See the section titled "— Equity Incentive Plans — 2009 Plan" below for additional information.

Name	Grant Date	Option Awards			
		Number of Securities Underlying Unexercised Options (#) Exercisable	Number of Securities Underlying Unexercised Options (#) Unexercisable	Option Exercise Price	Option Expiration Date
Mary Szela	01/30/18	177,973	—	\$ 1.22	01/29/28
	10/06/20	17,302	7,930 <sup>(1)</sup>	\$ 0.41	10/05/30
	04/21/21	101,345	—	\$ 0.41	04/20/31
	11/03/21	58,577	157,709 <sup>(2)</sup>	\$ 2.43	11/02/31
	04/20/22	—	55,616 <sup>(3)</sup>	\$ 2.43	04/19/32
Steven Katz	07/14/14	593	—	\$ 1.62	07/13/24
	05/17/16	593	—	\$ 3.65	05/16/26
	01/18/17	2,471	—	\$ 3.65	01/17/27
	04/18/18	2,471	—	\$ 1.22	04/17/28
	01/22/19	2,317	154 <sup>(4)</sup>	\$ 1.22	01/21/29
	10/06/20	65,071	550,611 <sup>(5)</sup>	\$ 0.41	10/05/30
	11/03/21	8,850	23,827 <sup>(6)</sup>	\$ 2.43	11/02/31
	04/20/22	—	90,222 <sup>(7)</sup>	\$ 2.43	04/19/32
Jennifer Stevens	04/21/21	2,317	20,856 <sup>(8)</sup>	\$ 0.41	04/20/31
	04/20/22	—	24,718 <sup>(9)</sup>	\$ 2.43	04/19/32

(1) One forty-eighth (1/48) of the remainder of the shares subject to this option vest each month following the vesting commencement date (October 1, 2020) on the same day of the month as the vesting commencement date, subject to Ms. Szela's continuing to be a Service Provider (as defined in the 2009 Plan) through each such date, subject to

continued service at each vesting date. Please see “—*Employment Arrangements with Executive Officers*” for more information regarding severance benefits applicable to this option grant.

- (2) 54,071 of the shares underlying this option were vested as of November 3, 2022, and one forty-eighth (1/48) of the remainder of the shares subject to this option vest each month on the same day of the month as the vesting commencement date (November 3, 2021), subject to Ms. Szela’s continuing to be a Service Provider (as defined in the 2009 Plan) through each such date, subject to continued service at each vesting date. Please see “—*Employment Arrangements with Executive Officers*” for more information regarding severance benefits applicable to this option grant.

## [Table of Contents](#)

- (3) One twelfth (1/12) of the shares subject to this option will vest each month following the first anniversary of the vesting commencement date (April 20, 2022) on the same day of the month as the vesting commencement date, subject to Ms. Szela's continuing to be a Service Provider (as defined in the 2009 Plan) through each such date, subject to continued service at each vesting date. Please see "*—Employment Arrangements with Executive Officers*" for more information regarding severance benefits applicable to this option grant.
- (4) One forty-eighth (1/48) of the remainder of the shares subject to this option vest each month following the vesting commencement date (January 22, 2019) on the same day of the month as the vesting commencement date, subject to Dr. Katz's continuing to be a Service Provider (as defined in the 2009 Plan) through each such date, subject to continued service at each vesting date. Please see "*—Employment Arrangements with Executive Officers*" for more information regarding severance benefits applicable to this option grant.
- (5) 28,920 of the shares underlying this option were vested as of September 21, 2021, and one forty-eighth (1/48) of the remainder of the shares subject to this option vest each month on the same day of the month as the vesting commencement date (September 21, 2020), subject to Dr. Katz's continuing to be a Service Provider (as defined in the 2009 Plan) through each such date, subject to continued service at each vesting date. Please see "*—Employment Arrangements with Executive Officers*" for more information regarding severance benefits applicable to this option grant.
- (6) 8,169 of the shares underlying this option were vested as November 3, 2022, and one forty-eighth (1/48) of the remainder of the shares subject to this option vest each month on the same day of the month as the vesting commencement date (November 3, 2021), subject to Dr. Katz's continuing to be a Service Provider (as defined in the 2009 Plan) through each such date, subject to continued service at each vesting date. Please see "*—Employment Arrangements with Executive Officers*" for more information regarding severance benefits applicable to this option grant.
- (7) One twelfth (1/12) of the shares subject to this option will vest each month following the first anniversary of the vesting commencement date (April 20, 2022) on the same day of the month as the vesting commencement date, subject to Dr. Katz's continuing to be a Service Provider (as defined in the 2009 Plan) through each such date, subject to continued service at each vesting date. Please see "*—Employment Arrangements with Executive Officers*" for more information regarding severance benefits applicable to this option grant.
- (8) 9,269 of the shares underlying this option were vested as March 22, 2022, and one forty-eighth (1/48) of the remainder of the shares subject to this option vest each month on the same day of the month as the vesting commencement date (March 22, 2021), subject to Ms. Stevens' continuing to be a Service Provider (as defined in the 2009 Plan) through each such date, subject to continued service at each vesting date. Please see "*—Employment Arrangements with Executive Officers*" for more information regarding severance benefits applicable to this option grant.
- (9) Twenty-five percent (25%) shares underlying this option will vest on the first anniversary of the vesting commencement date (April 20, 2022) and one forty-eighth (1/48) of the remainder of the shares subject to this option vest each month on the same day of the month as the vesting commencement date subject to Ms. Stevens' continuing to be a Service Provider (as defined in the 2009 Plan) through each such date, subject to continued service at each vesting date. Please see "*—Employment Arrangements with Executive Officers*" for more information regarding severance benefits applicable to this option grant.

### **Employment Arrangements with Executive Officers**

Each of TriSalus' named executive officers is an at-will employee. TriSalus entered into amended and restated executive employment agreements with each of its named executive officers in November 2022, which are summarized below.

#### ***Mary Szela***

In November 2022, TriSalus entered into an amended and restated executive employment agreement with Ms. Szela. Pursuant to the amended and restated executive employment agreement, Ms. Szela's annual base salary was \$466,875 and she was eligible to receive an annual performance bonus of a target amount equal up to 50% of her base salary, based upon certain profitability or other financial objectives of the Company, business initiatives and other criteria to be determined by the Board, with such bonus subject to review and adjustment by the Board. Following the Business Combination, TriSalus approved an increase of Ms. Szela's annual base

## [Table of Contents](#)

salary to \$600,000 and a revised post-merger target bonus of 55% of her base salary. Ms. Szela is also eligible to participate in TriSalus' benefit plans generally available to similarly situated employees.

Ms. Szela is entitled to certain severance benefits as described below in “—*Potential Payments Upon Termination or Change in Control.*”

### ***Jennifer Stevens***

In November 2022, TriSalus entered into an executive employment agreement with Ms. Stevens. Pursuant to the executive employment agreement, Ms. Stevens's annual base salary was \$400,010 and she was eligible to receive an annual performance bonus of a target amount equal to up to 55% of her base salary, based upon certain profitability or other financial objectives of the Company, business initiatives and other criteria to be determined by the Board, with such bonus subject to review and adjustment by the Board. Following the Business Combination, TriSalus approved an increase of Ms. Stevens' annual base salary to \$412,000 and a revised post-merger target bonus of 40% of her base salary. Ms. Stevens is also eligible to participate in TriSalus' benefit plans generally available to similarly situated employees.

Ms. Stevens is entitled to certain severance benefits as described below in “—*Potential Payments Upon Termination or Change in Control.*”

### ***Steven Katz***

In November 2022, TriSalus entered into an amended and restated executive employment agreement with Dr. Katz. Pursuant to the amended and restated executive employment agreement, Dr. Katz's annual base salary was \$469,125 and he was eligible to receive an annual performance bonus of a target amount equal to up to 50% of his base salary, based upon certain profitability or other financial objectives of the Company, business initiatives and other criteria to be determined by the Board, with such bonus subject to review and adjustment by the Board. Following the Business Combination, TriSalus approved an increase of Dr. Katz's annual base salary to \$515,000 and his post-merger target bonus remained at 50% of his base salary. Dr. Katz is also eligible to participate in TriSalus' benefit plans generally available to similarly situated employees.

Dr. Katz's executive employment agreement also provides that he is eligible for two cash payments of \$500,000 each, which are payable upon achievement of certain corporate milestones.

Dr. Katz is entitled to certain severance benefits as described below in “—*Potential Payments Upon Termination or Change in Control.*”

## **Potential Payments Upon Termination or Change in Control**

Each of Ms. Szela, Ms. Stevens and Dr. Katz are entitled to the following severance benefits under their employment agreements if their employment is terminated by TriSalus pursuant to a “Discharge Without Cause” (as such term is defined in each of their respective employment agreements), and provided such executive officer timely executes and does not revoke a release of claims in TriSalus' favor: (a) continuing payments of the executive's then-current annual base salary for 12 months for both Ms. Szela and Dr. Katz and six months for Ms. Stevens, (b) any accrued obligations, which include accrued but unpaid salary through the date of termination, unreimbursed expenses, and benefits owed to such executive officer under retirement or health plans in which such executive officer was a participant (“**Accrued Benefits**”), and (c) if Ms. Szela's, Ms. Stevens's or Dr. Katz's “Discharge Without Cause” occurs in the fourth calendar quarter of a year and the Company achieves its financial objectives on which such executive's bonus for that year is based, such executive would also be entitled to a pro-rata annual bonus for such year.

If Ms. Szela, Ms. Stevens or Dr. Katz experiences a “Resignation For Good Reason” (as such term is defined in each of their respective employment agreements), and provided such executive officer timely executes and does not revoke a release of claims in TriSalus' favor, the executive is entitled to: (a) continuing payments of the executive's then-current annual base salary for 12 months for both Ms. Szela and Dr. Katz and six months for Ms. Stevens, (b) the Accrued Benefits, and (c) if such termination is in the fourth calendar quarter of a year and the Company achieves its

financial objectives on which such executive's bonus for that year is based, such executive would also be entitled to a pro-rata annual bonus for such year.

## [Table of Contents](#)

In addition to the foregoing, Dr. Katz is also entitled to receive an applicable Milestone Payment(s) if he experiences a “Discharge Without Cause” or a “Resignation For Good Reason” within 60 days of the achievement of the applicable qualifying milestone or milestones.

Alternatively, if Ms. Szela, Ms. Stevens or Dr. Katz experiences a “Discharge Without Cause” or a “Resignation For Good Reason” within the one-year period following a “Change in Control” (as such term is defined in each of their respective employment agreements) and provided each executive officer timely executes and does not revoke a release of claims in TriSalus’ favor, they will instead be entitled to a lump sum payment equal to: (a) 12 months of their annual base salary, (b) their annual bonus for the year of termination, assuming performance was met at the “target” level, and (c) the cost of one year of continued medical, dental and vision benefits. Additionally, if Ms. Szela’s, Ms. Stevens’s and Dr. Katz’s stock options and other non-performance based equity incentives remain unvested at the time of termination, they shall vest in full and become immediately exercisable when the release of claims is effective and becomes irrevocable.

### **2023 Plan**

In June 2023 our Board adopted and in August 2023 our stockholders approved the 2023 Plan. The 2023 Plan became effective immediately upon the Closing. A summary description of the material features of the 2023 Plan is set forth below. This summary is not a complete description of all provisions of the 2023 Plan and is qualified in its entirety by reference to the 2023 Plan, the form of which is attached as an exhibit to the registration statement of which this prospectus forms a part and incorporated by reference in its entirety.

*Eligibility.* Any individual who is our employee or any of our affiliates, or any person who provides services to us or our affiliates, including members of our Board, is eligible to receive awards under the 2023 Plan at the discretion of the plan administrator.

*Awards.* The 2023 Plan provides for the grant of incentive stock options (“**ISOs**”), within the meaning of Section 422 of the Code to employees, including employees of any parent or subsidiary, and for the grant of nonstatutory stock options (“**NSOs**”), stock appreciation rights, restricted stock awards, restricted stock unit awards, performance awards and other forms of awards to employees, directors and consultants, including employees and consultants of our affiliates.

*Authorized Shares.* Initially, the maximum number of shares of Common Stock that may be issued under the 2023 Plan will not exceed a number of shares of Common Stock equal to the product of (i) 12%, multiplied by (ii) the total number of shares of the Fully Diluted Common Stock determined as of immediately following the Closing (the “**Share Reserve**”). The TriSalus Options assumed as part of the Business Combination and converted into options to purchase shares of Common Stock are not counted in the Share Reserve. In addition, the Share Reserve will automatically increase on January 1 of each year for a period of ten years, commencing on January 1, 2024, and ending on January 1, 2033, in an amount equal to (1) five percent (5%) of the total number of shares of the Fully Diluted Common Stock determined on December 31 of the preceding year, or (2) a lesser number of shares of Common Stock determined by our Board prior to January 1 of a given year. The maximum number of shares of Common Stock that may be issued on the exercise of ISOs under the 2023 Plan is equal to 300% of the initial Share Reserve.

Shares subject to stock awards granted under the 2023 Plan that expire or terminate without being exercised or otherwise issued in full or that are paid out in cash rather than in shares do not reduce the Share Reserve. Shares withheld under a stock award to satisfy the exercise, strike or purchase price of a stock award or to satisfy a tax withholding obligation do not reduce the Share Reserve. If any shares of Common Stock issued pursuant to a stock award are forfeited back to or repurchased or reacquired by us (1) because of the failure to meet a contingency or vest, (2) to satisfy the exercise, strike or purchase price of an award, or (3) to satisfy a tax withholding obligation in connection with an award, the shares that are forfeited or repurchased or reacquired will revert back to the Share Reserve and will again become available for issuance under the 2023 Plan.

*Non-Employee Director Compensation Limit.* The aggregate value of all compensation granted or paid to any non-employee director with respect to any period commencing on the date of our Annual Meeting of Stockholders for a particular year and ending on the day immediately prior to the date of our Annual Meeting of Stockholders for the next

subsequent year, including awards granted under the 2023 Plan and cash fees paid to such non-employee director, will not exceed (1) \$750,000 in total value or (2) if such non-employee director is first appointed or elected to our Board during such annual period, \$1,000,000 in total value, in each case, calculating the value of any equity awards based on the grant date fair value of such equity awards for financial reporting purposes.



## [Table of Contents](#)

*Plan Administration.* Our Board, or a duly authorized committee thereof, administers the 2023 Plan and is referred to as the “plan administrator” herein. Our Board may also delegate to one or more of our officers the authority to, among other things, (1) designate employees (other than officers) to receive specified stock awards and (2) determine the number of shares subject to such stock awards. Under the 2023 Plan, the Board has the authority to determine award recipients, grant dates, the numbers and types of stock awards to be granted, the applicable fair market value and exercise price, and the provisions of each stock award, including the period of exercisability and the vesting schedule applicable to a stock award, subject to the limitations of the 2023 Plan.

Under the 2023 Plan, the Board also generally has the authority to effect, without the approval of stockholders but with the consent of any materially adversely affected participant, (1) the reduction of the exercise, purchase, or strike price of any outstanding option or stock appreciation right; (2) the cancellation of any outstanding option or stock appreciation right and the grant in substitution therefore of other awards, cash, or other consideration; or (3) any other action that is treated as a repricing under generally accepted accounting principles.

*Stock Options.* ISOs and NSOs are granted under stock option agreements approved by the plan administrator. The plan administrator determines the exercise price for stock options, within the terms and conditions of the 2023 Plan, provided that the exercise price of a stock option cannot be less than 100% of the fair market value of a share of Common Stock on the date of grant. Options granted under the 2023 Plan vest at the rate specified in the stock option agreement as determined by the plan administrator.

The plan administrator determines the term of stock options granted under the 2023 Plan, up to a maximum of 10 years. Unless the terms of a participant’s stock option agreement provide otherwise or as otherwise provided by the plan administrator, if a participant’s service relationship with us or any of our affiliates ceases for any reason other than disability, death, or cause, the participant may generally exercise any vested options for a period of three months following the cessation of service. This period may be extended in the event that exercise of the option is prohibited by applicable securities laws. Unless the terms of a participant’s stock option agreement provide otherwise or as otherwise provided by the plan administrator, if a participant’s service relationship with us or any of our affiliates ceases due to death, or a participant dies within a certain period following cessation of service, the participant or a beneficiary of the participant may generally exercise any vested options for a period of 18 months following the date of death. Unless the terms of a participant’s stock option agreement provide otherwise or as otherwise provided by the plan administrator, if a participant’s service relationship with us or any of our affiliates ceases due to disability, the participant may generally exercise any vested options for a period of 12 months following the cessation of service. In the event of a termination for cause, options generally terminate upon the termination date. In no event may an option be exercised beyond the expiration of its term.

The plan administrator will determine the manner of payment of the exercise of a stock option, which may include (1) cash, check, bank draft or money order, (2) a broker-assisted cashless exercise, (3) the tender of shares of Common Stock previously owned by the participant, (4) a net exercise of the option if it is an NSO or (5) other legal consideration approved by the plan administrator.

*Tax Limitations on ISOs.* The aggregate fair market value, determined at the time of grant, of our Common Stock with respect to ISOs that are exercisable for the first time by an award holder during any calendar year under all of our stock plans may not exceed \$100,000. Options or portions thereof that exceed such limit will generally be treated as NSOs. No ISO may be granted to any person who, at the time of the grant, owns or is deemed to own stock possessing more than 10% of our total combined voting power or that of any of our parent or subsidiary corporations unless (1) the option exercise price is at least 110% of the fair market value of the stock subject to the option on the date of grant and (2) the term of the ISO does not exceed five years from the date of grant.

*Restricted Stock Unit Awards.* Restricted stock unit awards are granted under restricted stock unit award agreements approved by the plan administrator. Restricted stock unit awards may be granted in consideration for any form of legal consideration that may be acceptable to the plan administrator and permissible under applicable law. The plan administrator determines the terms and conditions of restricted stock units awards, including vesting and forfeiture terms, as well as the manner of settlement, which may be by cash, delivery of shares of Common Stock, a combination of cash and shares of Common Stock, or in any other form of consideration set forth in the restricted stock unit award agreement. Additionally, dividend equivalents may be credited in respect of shares covered by a restricted stock unit

award. Except as otherwise provided in the applicable award agreement or by the plan administrator, restricted stock unit awards that have not vested will be forfeited once the participant's continuous service ends for any reason.

*Restricted Stock Awards.* Restricted stock awards are granted under restricted stock award agreements approved by the plan administrator. A restricted stock award may be awarded in consideration for cash, check, bank draft or money order, services to us, or any other form of legal consideration that may be acceptable to the plan administrator and permissible under applicable law. The plan

## [Table of Contents](#)

administrator determines the terms and conditions of restricted stock awards, including vesting and forfeiture terms. If a participant's service relationship with us ends for any reason, we may reacquire any or all of the shares of Common Stock held by the participant that have not vested as of the date the participant terminates service with us through a forfeiture condition or a repurchase right.

*Stock Appreciation Rights.* Stock appreciation rights are granted under stock appreciation right agreements approved by the plan administrator. The plan administrator determines the strike price for a stock appreciation right, which cannot be less than 100% of the fair market value of our Common Stock on the date of grant. A stock appreciation right granted under the 2023 Plan vests at the rate specified in the stock appreciation right agreement as determined by the plan administrator. Stock appreciation rights may be settled in cash or shares of Common Stock or in any other form of payment, as determined by the plan administrator and specified in the stock appreciation right agreement.

The plan administrator determines the term of stock appreciation rights granted under the 2023 Plan, up to a maximum of 10 years. Unless the terms of a participant's stock appreciation rights agreement provide otherwise or as otherwise provided by the plan administrator, if a participant's service relationship with us or any of our affiliates ceases for any reason other than cause, disability, or death, the participant may generally exercise any vested stock appreciation right for a period of three months following the cessation of service. This period may be further extended in the event that exercise of the stock appreciation right following such a termination of service is prohibited by applicable securities laws. Unless the terms of a participant's stock appreciation rights agreement provide otherwise or as otherwise provided by the plan administrator, if a participant's service relationship with us or any of our affiliates ceases due to disability or death, or a participant dies within a certain period following cessation of service, the participant or a beneficiary may generally exercise any vested stock appreciation right for a period of 12 months in the event of disability and 18 months in the event of death. In the event of a termination for cause, stock appreciation rights generally terminate immediately upon the occurrence of the event giving rise to the termination of the individual for cause. In no event may a stock appreciation right be exercised beyond the expiration of its term.

*Performance Awards.* The 2023 Plan permits the plan administrator to grant performance awards, which may be settled in stock, cash or other property. Performance awards may be structured so that the stock, cash or a combination of stock and cash will be issued or paid only following the achievement of certain pre-established performance goals during a designated performance period as determined by the plan administrator. Performance awards that are settled in cash or other property are not required to be valued in whole or in part by reference to, or otherwise based on, the Common Stock.

*Other Stock Awards.* The plan administrator may grant other awards based in whole or in part by reference to the Common Stock. The plan administrator will set the number of shares under the stock award (or cash equivalent) and all other terms and conditions of such awards.

*Changes to Capital Structure.* In the event there is a specified type of change in our capital structure, such as a stock split, reverse stock split, or recapitalization, appropriate adjustments will be made to (1) the class and maximum number of shares reserved for issuance under the 2023 Plan, (2) the class of shares by which the share reserve may increase automatically each year, (3) the class and maximum number of shares that may be issued on the exercise of ISOs (4) the class and number of shares and exercise price, strike price, or purchase price, if applicable, of all outstanding stock awards, and (5) the performance goals of any award if the change in the capital structure affects such goals.

*Corporate Transactions.* The following applies to stock awards under the 2023 Plan in the event of a Corporate Transaction (as defined in the 2023 Plan), unless otherwise provided in a participant's stock award agreement or other written agreement with us or one of our affiliates.

In the event of a Corporate Transaction, stock awards outstanding under the 2023 Plan may be assumed or continued, or substitute awards may be issued, by any surviving or acquiring corporation (or its parent company), and any reacquisition or repurchase rights held by us with respect to the stock award may be assigned to our successor (or its parent company). If the surviving or acquiring corporation (or its parent company) does not assume, continue or issue substitute awards for such stock awards, then (i) with respect to any such stock awards that are held by participants

whose continuous service has not terminated prior to the effective time of the Corporate Transaction, or current participants, the vesting (and exercisability, if applicable) of such stock awards will be accelerated in full (or, in the case of performance awards with multiple vesting levels depending on the level of performance, vesting will accelerate at 100% of the target level unless otherwise provided in the award agreement) to a date prior to the effective time of the Corporate Transaction (contingent upon the effectiveness of the Corporate Transaction), and such stock awards will terminate if not

## [Table of Contents](#)

exercised (if applicable) at or prior to the effective time of the Corporate Transaction, and any reacquisition or repurchase rights held by us with respect to such stock awards will lapse (contingent upon the effectiveness of the Corporate Transaction), and (ii) any such stock awards that are held by persons other than current participants will terminate if not exercised (if applicable) prior to the effective time of the Corporate Transaction, except that any reacquisition or repurchase rights held by us with respect to such stock awards will not terminate and may continue to be exercised notwithstanding the Corporate Transaction.

In the event a stock award will terminate if not exercised prior to the effective time of a Corporate Transaction, the plan administrator may provide, in its sole discretion, that the holder of such stock award may not exercise such stock award but instead will receive a payment equal in value to the excess (if any) of (i) the value of the property the holder would have received upon the exercise of the award (including, at the discretion of the plan administrator, any unvested portion of such award), over (ii) any per share exercise price payable by such holder, if applicable, provided that the plan administrator may also determine that the payment to be made to the holder with respect to such award shall be made in the same form, at the same time and subject to the same conditions as the payments to be made to our stockholders in connection with the Corporate Transaction to the extent permitted by Section 409A of the Code. If the amount so determined for any award is \$0, then such award shall be automatically cancelled at the effective time for no consideration.

*Change in Control.* Awards granted under the 2023 Plan may be subject to acceleration of vesting and exercisability upon or after a change in control (as defined in the 2023 Plan) as may be provided in the applicable stock award agreement or in any other written agreement between us or any affiliate and the participant, but in the absence of such provision, no such acceleration will automatically occur.

*Transferability.* A participant may not transfer stock awards under the 2023 Plan other than by will, the laws of descent and distribution, or as otherwise provided under the 2023 Plan.

*Recoupment.* Awards granted under the 2023 Plan are subject to recoupment in accordance with any clawback policy adopted by our Board.

*Plan Amendment or Termination.* Our Board has the authority to amend, suspend, or terminate the 2023 Plan at any time, provided that such action does not materially impair (within the meaning of the 2023 Plan) the existing rights of any participant without such participant's written consent. Certain material amendments also require approval of our stockholders. No ISOs may be granted after the tenth anniversary of the date that the Board adopts the 2023 Plan. No stock awards may be granted under the 2023 Plan while it is suspended or after it is terminated.

## **ESPP**

In June 2023 our Board adopted and in August 2023 our stockholders approved the ESPP. The ESPP became effective immediately upon the Closing. A summary description of the material features of the ESPP is set forth below. This summary is not a complete description of all provisions of the ESPP and is qualified in its entirety by reference to the ESPP, the form of which is attached as an exhibit to the registration statement of which this prospectus forms a part and incorporated by reference in its entirety.

The purpose of the ESPP is to provide a means by which our eligible employees and certain designated companies may be given an opportunity to purchase shares of Common Stock, to assist us in retaining the services of eligible employees, to secure and retain the services of new employees and to provide incentives for such persons to exert maximum efforts for our success. The ESPP includes two components: a 423 Component and a Non-423 Component. We intend that the share purchase rights under the 423 Component will qualify as options issued under an "employee stock purchase plan" as that term is defined in Section 423(b) of the Code. The share purchase rights under the Non-423 Component will not qualify as options that are subject to Section 423(b) of the Code. Except as otherwise provided in the ESPP or determined by the Board, the Non-423 Component will operate and be administered in the same manner as the 423 Component.

*Share Reserve.* The maximum number of shares of Common Stock that may be issued under the ESPP will not exceed the number of shares of Common Stock equal to three percent (3%) of the Fully Diluted Common Stock (as

defined in the ESPP) determined as of immediately following the closing of the Business Combination. This number is referred to herein as the “Initial Share Reserve”, subject to adjustment for specified changes in our capitalization. Additionally, the number of shares of Common Stock reserved for issuance under the ESPP will automatically increase on January 1 of each year for a period of up to ten years,

## [Table of Contents](#)

beginning on January 1, 2024, and continuing through and including January 1, 2033, by an amount equal to the lesser of (x) two percent (2%) of the total number of shares of the Fully Diluted Common Stock determined on December 31 of the preceding year, and (y) 200% of the Initial Share Reserve. Notwithstanding the foregoing, the Board may act prior to January 1<sup>st</sup> of a given year to provide that the increase for such year will be a lesser number of shares. Shares issuable under the ESPP may be shares of authorized but unissued or reacquired Common Stock, including shares purchased by us on the open market. Shares subject to purchase rights granted under the ESPP that terminate without having been exercised in full will not reduce the number of shares available for issuance under the ESPP.

*Administration.* Our Board, or a duly authorized committee thereof, administers the ESPP.

*Eligibility.* Our employees and the employees of any of our designated affiliates, are eligible to participate in the ESPP, provided they may have to satisfy one or more of the following service requirements before participating in the ESPP, as determined by the administrator: (1) customary employment with us or one of our affiliates for more than 20 hours per week and more than five months per calendar year or (2) continuous employment with us or one of our affiliates for a minimum period of time, not to exceed two years, prior to the first date of an offering. In addition, the Board may also exclude from participation in the ESPP or any offering, employees who are “highly compensated employees” (within the meaning of Section 423(b)(4)(D) of the Code) or a subset of such highly compensated employees.

An employee may not be granted rights to purchase stock under the 423 Component of the ESPP (a) if such employee immediately after the grant would own stock (including stock issuable upon exercise of all such employee’s purchase rights) possessing 5% or more of the total combined voting power or value of all classes of Common Stock or (b) to the extent that such rights would accrue at a rate that exceeds \$25,000 worth of Common Stock for each calendar year that the rights remain outstanding. The Board may approve different eligibility rules for the Non-423 Component.

*Offerings.* The 423 Component of the ESPP is intended to qualify as an employee stock purchase plan under Section 423 of the Code. The administrator may specify offerings under the 423 Component with a duration of not more than 27 months and may specify one or more shorter purchase periods within each offering. For the Non-423 Component, the administrator may specify offerings, and purchase periods within each offering, as determined by the administrator. Each offering will have one or more purchase dates on which shares of Common Stock will be purchased for the employees who are participating in the offering. The administrator, in its discretion, will determine the other terms of offerings under the ESPP. The administrator has the discretion to structure an offering so that if the fair market value of a share of Common Stock on any purchase date during the offering period is less than or equal to the fair market value of a share of Common Stock on the first day of the offering period, then that offering will terminate immediately, and the participants in such terminated offering will be automatically enrolled in a new offering that begins immediately after such purchase date.

A participant may not transfer purchase rights under the ESPP other than by will, the laws of descent and distribution, or as otherwise provided under the ESPP.

*Payroll Deductions.* The ESPP permits participants to purchase shares of Common Stock through payroll deductions, subject to such limitations as the administrator specifies. The administrator may limit a participant’s payroll deductions to a certain percentage or amount of pay, or by limiting the number of shares that may be purchased during the offering.

*Purchase Price.* Unless otherwise determined by the administrator, the purchase price of the shares will be 85% of the lesser of the fair market value of Common Stock on the first day of an offering or on the applicable date of purchase.

*Withdrawal.* Participants may withdraw from an offering by delivering a withdrawal form to us and terminating their contributions. Such withdrawal may be elected at any time prior to the end of an offering, except as otherwise provided by the administrator. Upon such withdrawal, we will distribute to the employee such employee’s accumulated but unused contributions without interest (unless otherwise required by law), and such employee’s right to participate in that offering will terminate. However, an employee’s withdrawal from an offering does not affect such employee’s eligibility to participate in any other offerings under the ESPP.

*Termination of Employment.* A participant's rights under any offering under the ESPP will terminate immediately if the participant either (i) is no longer employed by us or any of our parent or subsidiary companies (subject to any post-employment



## [Table of Contents](#)

participation period required by law) or (ii) is otherwise no longer eligible to participate. In such event, we will distribute to the participant such participant's accumulated but unused contributions, without interest (unless otherwise required by law).

*Corporate Transactions.* In the event of certain specified significant corporate transactions, such as a merger or change in control, a successor corporation may assume, continue, or substitute each outstanding purchase right. If the successor corporation does not assume, continue, or substitute for the outstanding purchase rights, the offering in progress will be shortened and a new purchase date will be set. The participants' purchase rights will be exercised on the new purchase date and such purchase rights will terminate immediately thereafter.

*Amendment and Termination.* The Board has the authority to amend, suspend, or terminate the ESPP, at any time and for any reason, provided certain types of amendments will require the approval of our stockholders. Any benefits, privileges, entitlements and obligations under any outstanding purchase rights granted before an amendment, suspension or termination of the ESPP will not be materially impaired by any such amendment, suspension or termination except (i) with the consent of the person to whom such purchase rights were granted, (ii) as necessary to facilitate compliance with any laws, listing requirements, or governmental regulations, or (iii) as necessary to obtain or maintain favorable tax, listing, or regulatory treatment. The ESPP will remain in effect until terminated by our Board in accordance with the terms of the ESPP.

### **2009 Plan**

The 2009 Plan was originally adopted by the TriSalus Board in July 2009 and last approved by the stockholders of TriSalus on July 19, 2022. Immediately prior to the Business Combination, the 2009 Plan was terminated, and no further grants may be made under the 2009 Plan. Any awards granted under the 2009 Plan remain subject to the terms of the 2009 Plan and the applicable award agreement.

*Awards.* The 2009 Plan provided for the grant of ISOs, NSOs, restricted stock, restricted stock units, and stock appreciation rights to TriSalus' employees, directors, and consultants who provided services to TriSalus.

*Authorized Shares.* Subject to certain capitalization adjustments, as of December 31, 2022, the aggregate number of Shares of Common Stock that may be issued pursuant to non-qualified stock awards under the 2009 Plan was 12,020,875 shares. The maximum number of shares of TriSalus Common Stock that could be issued pursuant to the exercise of ISOs under the 2009 Plan was 55,583,282 shares.

*Plan Administration.* A committee designated by the Board, or if no such committee is designated by the Board, the Board, referred to herein as the plan administrator, administers the 2009 Plan. The plan administrator has the authority to construe and interpret the terms of the 2009 Plan and awards granted under it.

*Stock Options.* As of December 31, 2022, options to purchase 67,604,157 shares of TriSalus Common Stock were outstanding under the 2009 Plan. ISOs and NSOs were granted under stock option agreements adopted by the administrator. The administrator determined the exercise price for stock options, within the terms and conditions of the 2009 Plan, provided that the exercise price of a stock option cannot be less than 100% of the fair market value of TriSalus Common Stock on the date of grant. Options granted under the 2009 Plan vested at the rate specified in the stock option agreement as determined by the administrator. The standard form of option award agreement under the 2009 Plan provided that options would vest 25% on the first anniversary of the vesting commencement date with the remainder vesting ratably over the next 36 months.

*Tax Limitations on ISOs.* The aggregate fair market value, determined at the time of grant, of TriSalus Common Stock with respect to ISOs that were exercisable for the first time by an option holder during any calendar year under all of TriSalus' stock plans could not exceed \$100,000. Options or portions thereof that exceed such limit would generally be treated as NSOs. No ISO could be granted to any person who, at the time of the grant, owned or were deemed to own stock possessing more than 10% of TriSalus' total combined voting power or that of any of its affiliates unless (i) the option exercise price was at least 110% of the fair market value of the stock subject to the option on the date of grant and (ii) the term of the ISO did not exceed five years from the date of grant.

*Changes to Capital Structure.* In the event there was a specified type of change in TriSalus' capital structure, such as a recapitalization, stock split, reverse stock split, reorganization, merger, consolidation, split-up, combination, repurchase, or exchange

## [Table of Contents](#)

of shares, appropriate adjustments would be made to the number and class of shares that may be delivered under the 2009 Plan and/or number, class, and the exercise price of shares covered by each outstanding award.

*Merger or Change in Control.* The 2009 Plan provided that in the event of a merger or change in control awards would be treated as the administrator determines, and the administrator could take one or more of the following actions with respect to such awards:

- arrange for the assumption or substitution of an award by a surviving or acquiring corporation;
- terminate the awards;
- accelerate the vesting of the award and, to the extent the administrator determines, provide for termination if not exercised (if applicable) at or before the effective time of the merger or change in control; or
- terminate the award in exchange for an amount of cash and/or property, if any, equal to the amount that would have been attained upon the exercise of such award or realization of the participant's rights as of the date of the occurrence of the transaction or the replacement of such award with other rights or property selected by the administrator in its sole discretion.

The administrator would not be obligated to treat all awards or portions of awards in the same manner and would not be obligated to treat all participants in the same manner.

In the event that the successor corporation did not assume or substitute for the award, the participant would fully vest in and have the right to exercise all of his or her outstanding options and stock appreciation rights, including shares as to which such awards would not have otherwise been vested or exercisable, all restrictions on restricted stock and restricted stock units would lapse, and, with respect to awards with performance-based vesting, all performance goals or other vesting criteria will be deemed achieved at 100% of target levels and all other terms and conditions met. In addition, if an option or stock appreciation right was not assumed or substituted in the event of a merger or change in control, the administrator would notify the participant in writing or electronically that the option or stock appreciation right would be exercisable for a period of time determined by the administrator in its sole discretion, and the option or stock appreciation right would terminate upon the expiration of such period.

Under the 2009 Plan, a change in control means the occurrence of any of the following events: (i) a change in ownership of TriSalus, which occurs on the date that any one person, or more than one person acting as a group, acquires ownership of the stock of TriSalus that constitutes more than 50% of the total voting power of the stock of TriSalus, except that any changes in the ownership of the stock of TriSalus as a result of a private financing of TriSalus that is approved by the Board will not be considered a change in control, (ii) a change in the effective control of TriSalus, which occurs on the date the majority of the members of the Board is replaced during any twelve month period by directors whose appointment or election is not endorsed by a majority of members of the Board prior to the date of the appointment or election, or (iii) a change in the ownership of a substantial portion of TriSalus' assets, which occurs on the date that any person acquires (or has acquired during the twelve month period ending on the date of the most recent acquisition by such person) assets from TriSalus that have a total gross fair market value equal to or more than 50% of the total gross fair market value of all of the assets of TriSalus immediately prior to such acquisition.

*Plan Amendment or Termination.* The Board had the authority to amend, alter, suspend, or terminate the 2009 Plan, provided that such action did not impair the existing rights of any participant without such participant's written consent. Certain material amendments also required the approval of TriSalus stockholders. No stock awards could be granted under the 2009 Plan while it was suspended or after its termination and no further awards will be made under the 2009 Plan following the Closing of the Business Combination.

[Table of Contents](#)

**2022 Director Compensation Table**

The following table sets forth information concerning the compensation of TriSalus’ directors for fiscal year 2022. Ms. Szela, our Chief Executive Officer, did not receive additional compensation for her service as a director in fiscal year 2022, and therefore is not included in the Director Compensation table below. All compensation paid to Ms. Szela is reported above in the “*Summary Compensation Table*.”

<u>Name</u>	<u>Cash</u>	<u>Option Awards (\$)<sup>(1)</sup></u>	<u>All Other Compensation</u>	<u>Total (\$)</u>
Simone Song	\$ 40,000	\$ 10,172	\$ —	\$ 50,172
John L. Tullis	\$ 50,000	\$ 10,172	\$ —	\$ 60,172
Gene McGrevin	\$ 40,000	\$ 10,172	\$ —	\$ 50,172
Kerry Hicks	\$ 42,500	\$ 10,172	\$ —	\$ 57,132
Diane Parks	\$ 40,000	\$ 8,137	\$ —	\$ 48,137
Anil Singhal	\$ 30,000	\$ 10,172	\$ —	\$ 40,172
Mats Wahlström	\$150,000	\$ 78,056	\$ —	\$228,056
Sean Murphy	\$ 47,500	\$ 122,067 <sup>(2)</sup>	\$ 207,462 <sup>(3)</sup>	\$377,029 <sup>(3)</sup>

- (1) This column reflects the aggregate grant date fair value of the stock options granted to the directors during fiscal year 2022. The aggregate grant date fair value is computed in accordance with ASC Topic 718 for stock-based compensation transactions. Assumptions used in the calculation of these amounts are included in the notes to our financial statements and related notes appearing at the end of this prospectus. In accordance with ASC Topic 718, recognition of compensation expense was deferred until the Closing of the Business Combination. This amount does not reflect the actual economic value that may be realized by the director.
- (2) Consists of option awards granted to Mr. Murphy for his service as (i) a director, with an aggregate grant date fair value \$10,172 and (ii) as the Chief Financial Officer of TriSalus, with an aggregate grant date fair value of \$111,895.
- (3) The amount shown reflects Mr. Murphy’s compensation for serving as the Chief Financial Officer of TriSalus since July 2022.

TriSalus’ policy is to reimburse directors for reasonable and necessary out-of-pocket expenses incurred in connection with attending Board and committee meetings or performing other services in their capacities as directors.

The table below shows shares underlying options that are vested and unvested for each director who was serving, and held outstanding equity awards, as of December 31, 2022. Ms. Szela, our Chief Executive Officer, did not receive equity awards for her service as a director in fiscal year 2022, and therefore is not included in the table below.

<u>Name</u>	<u>Shares Underlying Options Outstanding (Vested) at Fiscal Year End</u>	<u>Shares Underlying Options Outstanding (Unvested) at Fiscal Year End</u>
Simone Song	6,406	12,874
John L. Tullis	6,406	12,874
Gene McGrevin	6,406	12,874
Kerry Hicks	6,148	18,075
Diane Parks	8,986	8,317
Anil Singhal	8,518	10,763
Mats Wahlström	34,801	101,151
Sean Murphy	4,274	136,621 <sup>(1)</sup>

- (1) Includes 123,593 shares granted in an incentive stock option when Mr. Murphy accepted the role of Chief Financial Officer in July 2022.

Historically, TriSalus did not have a formalized non-employee director compensation program; however, it granted certain of non-employee directors equity awards upon commencement of service and for fiscal years 2021 and 2022. It also compensated non-

employee directors in cash for their board service and service on committees. The stock options awarded to directors generally had a percentage that vested upon grant, with the remaining shares vesting over four years, subject to continued service, and accelerated vesting upon a change of control (as defined in the grant agreement).

On January 19, 2022, TriSalus granted to each of Ms. Song, Mr. Tullis, Mr. McGrevin, Mr. Hicks, Mr. Singhal, and Mr. Murphy an option to purchase 12,359 shares of TriSalus Common Stock, and to Ms. Parks an option to purchase 9,887 shares of TriSalus Common Stock, each at an exercise price of \$2.43 per share. One-forty eighth (1/48th) of the shares underlying their respective option vest each month following the vesting commencement date on the same day of the month as the vesting commencement date. On July 13, 2022, TriSalus granted to Mr. Hicks an option to purchase 4,943 shares of TriSalus Common Stock, to Mr. Wahlström an option to purchase 86,514 shares of TriSalus Common Stock, and to Mr. Murphy an option to purchase 123,592 shares of TriSalus Common Stock, each at an exercise price of \$2.43 per share. Twenty-five percent (25%) of the shares underlying their respective option vest one year following the vesting commencement date on the same day of the year, and one-thirty sixth (1/36th) of the remainder of the shares subject to this option vest each month following the vesting commencement date.

### **Post-Closing Director Compensation**

In connection with the Business Combination, the Board approved a non-employee director compensation policy consisting of annual cash retainers of \$50,000 for each non-employee director and an additional \$30,000 for the chairperson of the Board; an additional \$20,000 and \$7,500 for the chairperson and each other member of the audit committee of the Board, respectively; an additional \$15,000 and \$7,500 for the chairperson and each other member of the compensation committee of the Board, respectively; an additional \$15,000 and \$7,500 for the chairperson and each other member of the nominating and corporate governance committee of the Board, respectively; and an additional \$25,000 and \$7,500 for the chairperson and each other member of the science and technology committee of the Board, respectively.

The policy also provides for an initial grant of a stock option for 35,000 shares on the date an eligible director is first elected or appointed to the Board and an annual stock option grant for 15,000 shares on the date of each annual stockholder meeting for each eligible director who continues to serve as a non-employee member of the Board as of such date. The directors also received a one-time stock option grant for 35,000 shares immediately following the Closing of the Business Combination, pursuant to the Non-Employee Director Policy.

### **Emerging Growth Company Status**

As an emerging growth company, we are exempt from certain requirements related to executive compensation, including the requirements to hold a nonbinding advisory vote on executive compensation and to provide information relating to the ratio of total compensation of our chief executive officer to the median of the annual total compensation of all of our employees, each as required by the Investor Protection and Securities Reform Act of 2010, which is part of the Dodd-Frank Wall Street Reform and Consumer Protection Act, and is entitled to take advantage of certain other “scaled” disclosure rules, such as only being required to report the compensation of three named executive officers rather than five.

## CERTAIN RELATIONSHIPS AND RELATED PARTY TRANSACTIONS

Other than the compensation arrangements for TriSalus' directors and executive officers, which are described in the section titled "*Executive Compensation*," below is a description of transactions since January 1, 2021 to which TriSalus was a party, in which:

- the amounts involved exceeded or will exceed \$120,000; and
- any of TriSalus' directors, executive officers or holders of more than 5% of TriSalus' capital stock, or any member of the immediate family of, or person sharing the household with, the foregoing persons, had or will have a direct or indirect material interest.

### MTAC's Transactions and Agreements

#### *Founder Shares*

On September 11, 2020, the Sponsor purchased 5,750,000 shares of Class B common stock for an aggregate purchase price of \$25,000 to cover certain offering and formation costs. In December 2020, we effected a stock dividend of 0.1 shares for each share of Class B common stock outstanding, resulting in 6,325,000 Founder Shares outstanding. As a result of the partial over-allotment exercised by the underwriters in the IPO, 75,000 shares of Class B common stock were forfeited, and no shares of Class B common stock remain subject to forfeiture, except as provided in the Sponsor Support Agreement.

The Sponsor has agreed that, subject to certain limited exceptions, the Founder Shares will not be sold, pledged, or otherwise disposed until the earlier of (i) twelve months after the Closing Date or (ii) the date on which the closing price of the Common Stock equals or exceeds \$12.00 per share (as adjusted for stock splits, stock dividends, reorganizations and recapitalizations) for any 20 trading days within any 30-trading day period commencing at least 150 days after the Closing Date.

On June 26, 2023, the Sponsor elected to convert 6,249,999 shares of Class B common stock into 6,249,999 shares of Class A common stock, leaving the Sponsor with 1 remaining Founder Share as Class B common stock.

On August 10, 2023, in connection with the Closing of the Business Combination, the Sponsor forfeited 2,187,500 of its Founder Shares pursuant to the terms of the Sponsor Support Agreement.

#### *Private Placement Warrants*

Simultaneously with the closing of the MTAC IPO, the Sponsor purchased an aggregate of 4,933,333 Private Placement Warrants at a price of \$1.50 per whole warrant, for an aggregate purchase price of \$7,400,000. Each Private Placement Warrant entitles the holder to purchase one share of Common Stock at \$11.50 per share, subject to adjustment. The Private Placement Warrants are identical to the Public Warrants except that the Private Placement Warrants, so long as they are held by the Sponsor, the underwriters or their permitted transferees: (i) will not be redeemable by us; (ii) may not (including the Common Stock issuable upon exercise of the Private Placement Warrants), subject to certain limited exceptions, be transferred, assigned or sold by the holders thereof until 30 days after the Closing Date; (iii) may be exercised by the holders thereof on a cashless basis; and (iv) will be entitled to registration rights.

#### *Promissory Notes — Related Party*

On December 30, 2021, we issued an unsecured promissory note to the Sponsor (as amended, the "**2021 Promissory Note**"), pursuant to which we could borrow up to an aggregate principal amount of \$544,000. The 2021 Promissory Note was non-interest bearing. On December 2, 2022, the 2021 Promissory Note was amended to clarify that no amount shall be due under the note if a business combination is not consummated on or before the outside date to consummate a business combination pursuant to the Existing Charter.

On January 28, 2022, we issued an unsecured promissory note to the Sponsor (as amended, the “**January 2022 Promissory Note**”) in principal amount of up to \$400,000. The January 2022 Promissory Note was non-interest bearing. On December 2, 2022,



## [Table of Contents](#)

the January 2022 Promissory Note was amended to clarify that no amount shall be due under the note if a business combination is not consummated on or before the outside date to consummate a business combination pursuant to the Existing Charter.

On May 24, 2022, we issued a promissory note in the principal amount of up to \$1,500,000 to the Sponsor for working capital requirements and payment of certain expenses in connection with a potential business combination transaction (the “**Convertible Sponsor Note**”). The Convertible Sponsor Note was non-interest bearing and became payable on the date of the Closing of the Business Combination. At any time prior to payment in full of the principal balance of the Convertible Sponsor Note, the Sponsor was permitted to elect to convert all or any portion of the unpaid principal balance into that number of warrants, each exercisable for one share of Common Stock (the “**Conversion Warrants**”), equal to: (x) the portion of the principal amount of the Convertible Sponsor Note being converted, *divided by* (y) \$1.50, rounded up to the nearest whole number of warrants. Each Conversion Warrant entitles the holder to purchase one share of Common Stock at \$11.50 per share, subject to adjustment. The Conversion Warrants and their underlying securities are entitled to certain demand and piggyback registration rights as set forth in the Convertible Sponsor Note. On August 10, 2023, the Convertible Sponsor Note was converted into 1,000,000 Conversion Warrants.

On December 16, 2022, we issued an unsecured promissory note to the Sponsor (the “**December 2022 Promissory Note**”, together with the 2021 Promissory Note and the January 2022 Promissory Note, the “**Sponsor Promissory Notes**.”) in principal amount of up to \$1,000,000. The December 2022 Promissory Note was non-interest bearing. At the Closing of the Business Combination, we repaid the Sponsor Promissory Notes out of the proceeds of the Trust Account released to us (subject to the MTAC Transaction Expenses Cap (as defined in the Merger Agreement)).

### ***Working Capital Loans***

In order to fund working capital deficiencies or finance transaction costs in connection with negotiating and consummating an initial business combination, the Sponsor or an affiliate of the Sponsor, or certain of our officers and directors loaned to us additional funds as may be required (“**Working Capital Loans**”). At the Closing of the Business Combination, we repaid the Working Capital Loans out of the proceeds of the Trust Account released to us (subject to the MTAC Transaction Expenses Cap).

### ***Promissory Notes — Related Party Extension Loans***

At the special meeting of MTAC stockholders held on December 12, 2022 (the “**First Extension Meeting**”), the stockholders approved an amendment to MTAC’s then-current charter (the “**First Extension Amendment**”), which extended the date by which MTAC was required to (i) consummate an initial business combination or (ii) dissolve and liquidate, from December 22, 2022 to June 22, 2023. In connection with the First Extension Amendment, the Sponsor agreed to, among other things, deposit, or cause the deposit of, \$0.04 for each of the 1,953,422 public shares that were not redeemed in connection with the First Extension Meeting, for a monthly contribution into the Trust Account of \$78,136.88 and an aggregate contribution of \$468,821.28.

At the special meeting of MTAC stockholders held on June 12, 2023 (the “**Second Extension Meeting**”), the stockholders approved an amendment to MTAC’s then-current charter (the “**Second Extension Amendment**”), which extended the date by which MTAC was required to (i) consummate an initial business combination or (ii) dissolve and liquidate, from June 22, 2023 to September 22, 2023. In connection with the Second Extension Amendment, the Sponsor agreed to, among other things, deposit, or cause the deposit of, \$0.04 for each of the 1,144,794 public shares that were not redeemed in connection with the Second Extension Meeting, for a monthly contribution into the Trust Account of \$45,791.76 and an aggregate contribution of \$91,583.52.

Pursuant to the Merger Agreement, Legacy TriSalus agreed to pay for, as a transaction expense and not as a loan, 50% of the Sponsors contributions into the Trust Account until the earliest to occur of (i) the Closing and (ii) the valid termination of the Merger Agreement.

When we completed the Business Combination, we repaid the Sponsor Notes (representing the Sponsor’s allocable 50% portion of the contributions into the Trust Account) out of the proceeds of the Trust Account released to us (subject, in the case of the Business Combination, to the MTAC Transaction Expenses Cap).



### ***Sponsor Support Agreement***

In connection with the execution of the Merger Agreement, on November 11, 2022, we, the Sponsor, and Legacy TriSalus entered into the Sponsor Support Agreement (the “**Sponsor Support Agreement**”) pursuant to which the Sponsor agreed, among other things, to (i) vote or cause to be voted (or express consent or dissent in writing, as applicable) all its shares of Common Stock that were entitled to vote to approve and adopt the Merger Agreement and the Business Combination and (ii) to forfeit 2,187,500 of its shares of Common Stock (which represented 35% of the shares of Common Stock held by Sponsor as of November 11, 2022). The Sponsor Support Agreement also provides that 3,125,000 of the shares of Common Stock held by Sponsor immediately after the Closing are subject to vesting and potential forfeiture if certain share price-based triggering events are not achieved prior to August 10, 2028.

### ***Lock-up Agreements***

In connection with the execution of the Merger Agreement, certain Legacy TriSalus stockholders entered into lockup agreements with us, pursuant to which such stockholders agreed, subject to certain customary exceptions, to not transfer any shares of Common Stock held by them prior to the earliest of (x) the date that is 365 days after the Closing Date, (y) the date following the Closing Date on which the last sales price of Common Stock equals or exceeds \$12.00 per share, subject to adjustment as provided therein, for any 20 trading days within any 30-consecutive-day trading period commencing at least 150 days after the Closing Date, and (z) the date following the Closing Date on which the Company consummates a liquidation, merger, tender offer, or similar transaction resulting in all of its stockholders having the right to exchange their shares of Common Stock for cash, securities, or other property. The Sponsor is subject to a lockup on substantially similar terms pursuant to the terms of a letter agreement with the Company.

### ***Subscription Agreements***

On June 7, 2023 and July 4, 2023, MTAC and the Preferred Stock PIPE Investors entered into the Subscription Agreements pursuant to, and on the terms and subject to the conditions of which, the Preferred Stock PIPE Investors have collectively subscribed for and agreed to purchase in private placements an aggregate of 4,015,002 shares of Series A Convertible Preferred Stock at a purchase price of \$10.00 per share, resulting in an aggregate purchase price of \$40,150,020. Leonard Capital LLC (“**Leonard Capital**”), an affiliate of Mr. Wahlström, the chairman of the Board, subscribed to purchase 50,000 shares of Series A Convertible Preferred Stock in the Preferred Stock PIPE Investment. In addition, Frankenius Equity AB (“**Frankenius**”), a 10% or greater holder of our current company, subscribed to purchase 230,000 shares of Series A Convertible Preferred Stock in the Preferred Stock PIPE Investment.

### ***Backstop Letter Agreement***

On June 7, 2023, Sponsor and we entered into the Backstop Letter Agreement, pursuant to which the Sponsor agreed that, to the extent that the Sponsor’s members, or their respective affiliates, related parties or designees, did not collectively subscribed to purchase an aggregate of \$2 million worth of Series A Convertible Preferred Stock (excluding for such purposes, the subscriptions to purchase \$3 million of Series A Convertible Preferred Stock by certain members of the Sponsor pursuant to those Initial Subscription Agreements executed on June 7, 2023 and described above) (any such shortfall, the “**Sponsor Commitment Amount**”), the Sponsor shall execute and deliver to us a Subscription Agreement providing for a subscription by the Sponsor in an amount equal to the Sponsor Commitment Amount to purchase shares of Series A Convertible Preferred Stock on the same terms and conditions as the other Preferred Stock PIPE Investors who have executed Subscription Agreements as of such date. On July 4, 2023, we and the Sponsor formalized the termination of the Backstop Letter Agreement in a letter agreement to confirm that the Backstop Letter Agreement terminated in accordance with its terms as an additional \$2 million of Series A Convertible Preferred Stock were collectively subscribed for by Sponsor’s members and their respective affiliates, related parties and designees pursuant to the Additional Subscription Agreements executed on such date.

### ***Placement Agent Services from Ceros***

We engaged Ceros, an SEC registered broker/dealer and FINRA member firm, to act as our placement agent for the noninstitutional equity financing component of the Future PIPE Investment that resulted in our entry into the Subscription Agreements as part of the Preferred Stock PIPE Investment. Christopher Dewey, our former Chief

Executive Officer and director, as well as a Managing Member of the Sponsor, is a Managing Director of Ceros. In consideration for its services as placement agent, Ceros received a fee from the Sponsor equal to 10% of the gross proceeds received by us in the Preferred Stock PIPE Investment (excluding

## [Table of Contents](#)

amounts raised from stockholders or members of the Company, the Sponsor, Legacy TriSalus, or their affiliates and certain designees) plus expense reimbursement. As part of the engagement, the Sponsor paid the entirety of such placement agent fees and Ceros has agreed that we shall not be responsible or liable for any portion of such payment. Ceros' placement agent fees were contingent upon the completion of the Preferred Stock PIPE Investment, which closed in connection with the Business Combination.

### **Legacy TriSalus' Transactions and Agreements**

#### ***Note Financings***

In multiple closings during March, May and June 2020, Legacy TriSalus sold \$10 million in aggregate principal amount of its convertible promissory notes, increasing the aggregate principal amount of convertible notes to be issued and sold in the offering to \$30 million from \$20 million approved previously in 2018 and 2019. Purchasers of the notes included: Frankenius, in the aggregate principal amount of \$2.5 million; Gene McGrevin, a principal stockholder of Legacy and current TriSalus and a former member of the Legacy TriSalus board of directors, in the aggregate principal amount of \$1.5 million; Leonard Capital in the amount of \$0.3 million; HW Investment Partners, LLC, a principal stockholder of Legacy TriSalus and an affiliate of (i) Mr. Wahlström and (ii) Kerry Hicks, a member of the Legacy TriSalus and our current board of directors, in the aggregate principal amount of \$1.4 million (“**HW Investment**”); KMG TriSalus Investments LLC, an affiliate of Mr. Wahlström, in the aggregate amount of \$2.0 million; and Mr. Hicks, in the amount of \$1.1 million. The convertible securities accrued interest at an annual rate of 8.0%. In March 2021, the principal amount of the convertible securities, including accrued interest, was exchanged for shares of Legacy TriSalus series B preferred stock at a purchase price of \$0.30 per share in connection with the financings described below under “— *Series B Preferred Stock Financing.*”

In multiple closing during July and August 2020, pursuant to note subscription agreements, Legacy TriSalus issued and sold to certain investors convertible promissory notes having an aggregate principal amount of up to \$15 million and warrants (collectively, the “**Summer 2020 Notes**”). Purchasers of the notes included: Frankenius, in the aggregate principal amount of \$2.0 million; Messrs. McGrevin and Hicks in the aggregate principal amount of \$1.0 million and \$2.4 million, respectively; Mary Szela, Legacy TriSalus' and our current Chief Executive Officer and President, in the aggregate principal amount of \$0.4 million; Leonard Capital in the aggregate principal amount of \$2.2 million; and Lord Alpha Investments Limited (“**Ori Capital**”), a principal stockholder of Legacy TriSalus affiliated with Simone Song, a member of the Legacy TriSalus board of directors, in the aggregate principal amount of \$5.0 million. The convertible securities accrued interest at an annual rate of 8.0%. In March 2021, the principal amount of the convertible securities, including accrued interest, was exchanged for shares of Legacy TriSalus series B preferred stock at a purchase price of \$0.30 per share in connection with the financings described below under “— *Series B Preferred Stock Financing.*”

In October and December 2020, Legacy TriSalus amended the Summer 2020 Notes to increase the aggregate principal amount of convertible securities to up to \$16 million. In multiple closings, Legacy TriSalus sold convertible promissory notes and warrants to certain purchasers, including: Bryan Cox, one of Legacy TriSalus' and our current executive officers, in the aggregate principal amount of \$35,000; Ms. Szela in the aggregate principal amount of \$146,000; and HW Investment in the aggregate principal amount of \$0.5 million. The convertible securities accrued interest at an annual rate of 8.0%. In March 2021, the principal amount of the convertible securities, including accrued interest, was exchanged for shares of Legacy TriSalus series B preferred stock at a purchase price of \$0.30 per share in connection with the financings described below under “— *Series B Preferred Stock Financing.*”

#### ***Series B Preferred Stock Financing***

In March 2021, with subsequent closings through July 2021, Legacy TriSalus entered into a Stock Purchase Agreement, as amended, with a group of investors (the “**Series B SPA**”) pursuant to which it issued and sold an aggregate of 2,648,349 shares of its series B preferred stock (the “**Series B Stock**”) to such investors at a purchase price of \$12.14 per share, for aggregate gross proceeds of approximately \$32.1 million (the “**Series B Financing**”). In connection with the Series B Financing, the aggregate value of principal and interest of all then outstanding notes were converted into shares of Series B Stock.

Pursuant to the Series B SPA, Legacy TriSalus issued and sold to Frankenius an aggregate of 700,358 shares of Series B Stock, resulting in aggregate gross proceeds of approximately \$8.5 million to Legacy TriSalus.

Pursuant to the Series B SPA, Legacy TriSalus issued and sold shares to various entities associated with Mr. Wahlström, including 123,592 shares of Series B Stock to Leonard Capital and an aggregate of 416,097 shares of Series B Stock to HW

## [Table of Contents](#)

Investment, a principal stockholder of Legacy TriSalus and an affiliate of (i) Mr. Wahlström and (ii) Mr. Hicks, resulting in aggregate gross proceeds of approximately \$6.6 million to Legacy TriSalus.

Pursuant to the Series B SPA, Legacy TriSalus issued and sold shares to various entities associated with Mr. McGrevin, including 82,395 shares of Series B Stock to the Eugene R McGrevin Roth Contributory IRA, resulting in aggregate gross proceeds of approximately \$1.0 million to Legacy TriSalus.

Pursuant to the Series B SPA, Legacy TriSalus issued and sold to Steven Katz, one of its executive officers, 4,119 shares of Series B Stock, resulting in aggregate gross proceeds of approximately \$50,000 to Legacy TriSalus.

Pursuant to the Series B SPA, Legacy TriSalus issued and sold shares to various entities associated with Mr. Hicks, including an aggregate of 416,097 shares of Series B Stock to HW Investment, resulting in aggregate gross proceeds of approximately \$5.1 million to Legacy TriSalus.

### ***Series B-1 Preferred Stock Financing***

In September 2021, with subsequent closings through July 2022, Legacy TriSalus entered into a Stock Purchase Agreement, as amended, with a group of investors (the “**Series B-1 SPA**”) pursuant to which it issued and sold an aggregate of 1,659,672 shares of its series B-1 preferred stock (“**Series B-1 Stock**”) to such investors at a purchase price of \$14.16 per share, for aggregate gross proceeds of approximately \$23.5 million.

Pursuant to the Series B-1 SPA, Legacy TriSalus issued and sold to Frankenius 1,059,365 shares of Series B-1 Stock, resulting in aggregate gross proceeds of approximately \$15.0 million to Legacy TriSalus.

### ***Series B-2/B-3 Preferred Stock Financing***

In October 2022, Legacy TriSalus entered into a Preferred Stock and Warrant Purchase Agreement (the “**Series B-2/B-3 Purchase Agreement**”) pursuant to which it issued and sold an aggregate of 706,243 shares of its series B-2 preferred shares (“**Series B-2 Stock**”) to investors at a purchase price of \$14.16 per share, for aggregate gross proceeds of approximately \$10 million. For each such share of Series B-2 Stock sold under the Series B-2/B-3 Purchase Agreement, Legacy TriSalus also issued a warrant to purchase four shares of its series B-3 preferred stock (“**Series B-3 Stock**”) for no additional consideration (for an aggregate of 2,824,974 warrants issued in connection with the initial issuance of Series B-2 Stock). The strike price of the warrants issued in the financing was \$2.02 per share. The Series B-2/B-3 Purchase Agreement included, at the option of Legacy TriSalus, a second tranche for the sale of up to 518,854 shares of Series B-2 Stock for approximately \$7.3 million (which could be increased up to an aggregate of 706,243 shares of Series B-2 Stock for approximately \$10.0 million), with each such share of Series B-2 Stock accompanied by a warrant to purchase four shares of Series B-3 Stock at a strike price of \$2.02 per share (warrants to purchase up to an aggregate of 2,824,974 shares of Series B-3 Stock may be issued in second tranche closings assuming the full \$10.0 million is sold); and a third tranche, at the election of investors who participated in the second tranche, for the sale of up to 306,053 shares of Series B-2 Stock for approximately \$4.3 million (which could be increased up to an aggregate of 353,121 shares of Series B-2 Stock for approximately \$5.0 million), with each such share of Series B-2 Stock accompanied by a warrant to purchase eight shares of Series B-3 Stock at a strike price of \$2.02 per share (warrants to purchase up to an aggregate of 2,824,974 shares of Series B-3 Stock may be issued in the third tranche closing assuming the full \$5.0 million is sold).

In March 2023, Legacy TriSalus effectuated two closings of the second tranche under the Series B-2/B-3 Purchase Agreement whereby (i) 207,541 shares of Series B-2 Stock and accompanying warrants to purchase 830,167 shares of Series B-3 Stock, representing 40% of the shares committed in the second tranche, were sold for an aggregate purchase price of approximately \$2.9 million, and (ii) 17,656 shares of Series B-2 Stock and accompanying warrants to purchase 70,624 shares of Series B-3 Stock, none of which were shares committed in the second tranche, were sold for an aggregate purchase price of \$0.2 million. The series B-2/B-3 preferred stock financing was deemed to be non-compensatory to the participating directors and officers because (i) the issuance was not associated to services, (ii) the participating directors and officers participated on the same terms as all parties, and (iii) the participating parties who were non-insiders (i.e., non-service providers) represented greater than 50% of the participation.

In June 2023, Legacy TriSalus effectuated two closings of the second tranche under the Series B-2/B-3 Purchase Agreement whereby (i) 257,779 shares of Series B-2 Stock and accompanying warrants to purchase 1,031,116 shares of Series B-3 Stock,



## [Table of Contents](#)

representing approximately 49.7% of the shares committed in the second tranche, were sold for an aggregate purchase price of approximately \$3.7 million, and (ii) 165,967 shares of Series B-2 Stock and accompanying warrants to purchase 663,868 shares of Series B-3 Stock, none of which were shares committed in the second tranche, were sold for an aggregate purchase price of approximately \$2.3 million. The Series B-2/B-3 preferred stock financing was deemed to be non-compensatory to the participating directors and officers because (i) the issuance was not associated to services, (ii) the participating directors and officers participated on the same terms as all parties, and (iii) the participating parties who were non-insiders (i.e., non-service providers) represented greater than 50% of the participation.

Pursuant to the Series B-2/B-3 Purchase Agreement, Legacy TriSalus issued and sold to Frankenius an aggregate of 655,909 shares of Series B-2 Stock and warrants purchase 2,623,637 shares of Series B-3 Stock, resulting in aggregate gross proceeds of \$9.3 million to Legacy TriSalus.

Pursuant to the Series B-2/B-3 Purchase Agreement, Legacy TriSalus issued and sold shares to various entities associated with Mr. Wahlström, one of its directors, including (i) 104,742 shares of Series B-2 Stock and warrants to purchase 418,970 shares of Series B-3 Stock to Leonard Capital and (ii) 109,470 shares of Series B-2 Stock and warrants to purchase 437,882 shares of Series B-3 Stock to HW Investment, resulting in aggregate gross proceeds of approximately \$3.1 million to Legacy TriSalus.

Pursuant to the Series B-2/B-3 Purchase Agreement, Legacy TriSalus issued and sold shares to various entities associated with Mr. Hicks, including (i) 71,902 shares of Series B-2 Stock and warrants to purchase 287,608 shares of Series B-3 Stock to Mr. Hicks in his individual capacity and (ii) 109,470 shares of Series B-2 Stock and warrants to purchase 437,882 shares of Series B-3 Stock to HW Investment, resulting in aggregate gross proceeds of approximately \$2.6 million to Legacy TriSalus.

Pursuant to the Series B-2/B-3 Purchase Agreement, Legacy TriSalus issued and sold to various entities associated with Sean Murphy, one of its executive officers, including (i) 87,397 shares of Series B-2 Stock and warrants to purchase 349,590 shares of Series B-3 Stock to the Murphy Family Trust 2012 and (ii) 17,656 shares of Series B-2 Stock and warrants to purchase 70,624 shares of Series B-3 Stock to the Sean E Murphy TTEE U/A 2/4/2004, resulting in aggregate gross proceeds of approximately \$1.5 million to Legacy TriSalus.

Pursuant to the Series B-2/B-3 Purchase Agreement, Legacy TriSalus issued and sold to Ms. Szela, one of its executive officers, 32,116 shares of Series B-2 Stock and warrants to purchase 128,466 shares of Series B-3 Stock, resulting in aggregate gross proceeds of approximately \$454,754 to Legacy TriSalus.

Pursuant to the Series B-2/B-3 Purchase Agreement, Legacy TriSalus issued and sold to Mr. McGrevin 33,490 shares of Series B-2 Stock and warrants to purchase 133,961 shares of Series B-3 Stock, resulting in aggregate gross proceeds of approximately \$474,205 to Legacy TriSalus.

Pursuant to the Series B-2/B-3 Purchase Agreement, Legacy TriSalus issued and sold to Dr. Katz, one of its executive officers, 2,411 shares of Series B-2 Stock and warrants to purchase 9,645 shares of Series B-3 Stock, resulting in aggregate gross proceeds of \$34,143 to Legacy TriSalus.

Pursuant to the Series B-2/B-3 Purchase Agreement, Legacy TriSalus issued and sold to Dr. Cox, one of its executive officers, 1,674 shares of Series B-2 Stock and warrants to purchase 6,698 shares of Series B-3 Stock, resulting in aggregate gross proceeds of \$23,710 to Legacy TriSalus.

Pursuant to the Series B-2/B-3 Purchase Agreement, Legacy TriSalus issued and sold to Richard Marshak, one of its executive officers, 1,674 shares of Series B-2 Stock and warrants to purchase 6,698 shares of Series B-3 Stock, resulting in aggregate gross proceeds of \$23,710 to Legacy TriSalus.

In July 2023, holders of warrants to purchase 2,306,471 shares of Series B-3 Stock exercised their warrants, resulting in gross proceeds of approximately \$4.5 million. The list below sets forth the number of shares of Series B-3 Stock purchased by related parties pursuant to the exercise of warrants to purchase Series B-3 Stock.

- Leonard Capital, associated with Mr. Wahlström, purchased 249,471 shares of Series B-3 Stock for \$504,625.



## [Table of Contents](#)

- Sean E Murphy TTEE U/A 2/4/2004, associated with Mr. Murphy, purchased 134,186 shares of Series B-3 Stock for \$271,428.
- HW Investment, associated with Mr. Wahlström and Mr. Hicks, purchased 122,680 shares of series B-3 Stock for \$248,155.
- Mr. McGrevin purchased 63,337 shares of Series B-3 Stock for \$128,118.
- Dr. Cox purchased 3,166 shares of Series B-3 Stock for \$6,406.
- Mr. Marshak purchased 3,166 shares of Series B-3 Stock for \$6,406.

### ***TriSalus Stockholder Support Agreements***

In connection with the execution of the Merger Agreement, MTAC, Legacy TriSalus and certain stockholders of Legacy TriSalus, constituting each of Legacy TriSalus' officers, directors (and their affiliates), and the holders of 5% or more of Legacy TriSalus' capital stock, who collectively hold approximately 70% of Legacy TriSalus' shares of capital stock outstanding as of the date of the Merger Agreement, entered into the Stockholder Support Agreements, pursuant to which, among other things and subject to the terms and conditions therein, such Legacy TriSalus stockholders agreed to, among other things, (a) vote or provide their written consent for the approval and adoption of the Merger Agreement and the Business Combination, subject to certain customary exceptions, (b) not to transfer any of their shares of Legacy TriSalus capital stock (or enter into any arrangement with respect thereto) prior to the Closing, subject to certain customary exceptions, and (c) waive any dissenters' or approval rights under applicable law in connection with the Business Combination.

### ***Consulting Agreements***

In January 2019, Legacy TriSalus entered into a consulting agreement with SCKMD Consulting, Inc. (the "**Katz Consulting Agreement**") pursuant to which Dr. Katz, as President of SCKMD Consulting, Inc., was compensated for his consulting services as chair of the company's Scientific Advisory Board. The Katz Consulting Agreement was terminated in November 2020 and is superseded by our employment agreement with Dr. Katz described in the section titled "*Executive Compensation — Employment Arrangements with Executive Officers.*"

### ***Compensation Arrangements and Stock Option Grants for Executive Officers and Directors***

Legacy TriSalus had employment arrangements with its named executive officers that, among other things, provide for certain change in control benefits, as well as severance benefits. For a description of these agreements, see "*Executive Compensation.*"

Legacy TriSalus had granted stock options to its executive officers and certain of its directors. For a description of these equity awards, see "*Executive Compensation — Employment Arrangements with Executive Officers*" and "*Executive Compensation — Outstanding Equity Awards as of December 31, 2022.*"

### ***Amended and Restated Registration Rights Agreement***

On the Closing Date, in connection with the consummation of the Business Combination and as contemplated by the Merger Agreement, TriSalus, Sponsor, the members of the Sponsor, and the directors and officers and certain former stockholders of Legacy TriSalus entered into an amended and restated registration rights agreement (the "**Amended and Restated Registration Rights Agreement**"). Pursuant to the Amended and Restated Registration Rights Agreement, the Company agreed to file, not later than 45 days after the Closing Date, a registration statement to register for resale, pursuant to Rule 415 under the Securities Act, certain TriSalus securities that are held by the parties thereto (the "**Registrable Securities**"). Pursuant to the Amended and Restated Registration Rights Agreement, subject to certain requirements and customary conditions, the Company also grants piggyback registration rights and demand registration rights to the parties thereto, will pay certain expenses related to such registration and will indemnify the parties thereto

against certain liabilities related to such registration. The Amended and Restated Registration Rights Agreement will terminate with respect to any party thereto, on the date that such party no longer holds any Registrable Securities.

### ***Indemnification Agreements***

We have entered into indemnification agreements with our executive officers and directors. The indemnification agreements require us to indemnify our executive officers and directors to the fullest extent permitted by Delaware law.

We have also entered into an indemnification agreement with Dr. Katz with respect to legal fees, judgments and awards in relation to third party claims arising out of the prior consulting services on behalf of our company pursuant to the Katz Consulting Agreement.

### **Our Related Person Transaction Policy**

Our Board has adopted a written related person transactions policy that sets forth our policies and procedures regarding the identification, review, consideration and oversight of “related person transactions.” For purposes of this policy only, a “related person transaction” will be considered a transaction, arrangement or relationship (or any series of similar transactions, arrangements or relationships) in which we or any of our subsidiaries are participants involving an amount that exceeds \$120,000, in which any “related person” has a material interest.

Transactions involving compensation for services provided to our company as an employee, consultant or director will not be considered related person transactions under this policy. A related person is any executive officer, director, nominee to become a director or a holder of more than 5% of any class of our voting securities (including our Common Stock), including any of their immediate family members and affiliates, including entities owned or controlled by such persons.

Under the policy, the related person in question or, in the case of transactions with an entity holding more than 5% of any class of our voting securities, an officer with knowledge of a proposed transaction, must present information regarding the proposed related person transaction to our audit committee (or, where review by our audit committee would be inappropriate, to another independent body of our Board) for review. To identify related person transactions in advance, we will rely on information supplied by our executive officers, directors and certain significant stockholders. In considering related person transactions, our audit committee will take into account the relevant available facts and circumstances, which may include, but are not limited to:

- the risks, costs, and benefits to us;
- the impact on a director’s independence in the event the related person is a director, immediate family member of a director or an entity with which a director is affiliated;
- the terms of the transaction;
- the availability of other sources for comparable services or products; and
- the terms available to or from, as the case may be, unrelated third parties.

Our audit committee will approve only those transactions that it determines are fair and in our best interests. All of the transactions described above were entered into prior to the adoption of such policy.

## PRINCIPAL SECURITYHOLDERS

The following table sets forth information regarding the beneficial ownership of shares of Common Stock as of August 10, 2023, after giving effect to the Closing, by:

- each person known by the Company to be the beneficial owner of more than 5% of Common Stock;
- each of the Company's named executive officers and directors; and
- all of the Company's executive officers and directors as a group.

Beneficial ownership is determined in accordance with SEC rules, which generally provides that a person has beneficial ownership of a security if he, she or it possesses sole or shared voting or investment power with respect to the security. Under SEC rules, beneficial ownership includes securities that the individual or entity has the right to acquire, such as through exercise of stock options or warrants, within 60 days and are deemed to be outstanding and beneficially owned by the persons holding those options or warrants for the purpose of computing the number of shares beneficially owned and the percentage ownership of that person. They are not, however, deemed to be outstanding and beneficially owned for the purpose of computing the percentage ownership of any other person.

[Table of Contents](#)

The beneficial ownership percentages set forth in the table below are based on 26,316,681 shares of Common Stock issued and outstanding as of the Closing Date and other than as noted below, do not take into account the issuance of any shares of Common Stock upon the exercise of 8,281,779 public warrants, each exercisable for one share of Common Stock at a price of \$11.50 per share to purchase an aggregate of 8,281,779 shares of Common Stock, the 5,933,333 private warrants, each exercisable for one share of Common Stock at a price of \$11.50 per share to purchase an aggregate of 5,933,333 shares of Common Stock or the unexercised stock options and unvested RSUs held by the individuals, except as noted below. Unless otherwise noted in the footnotes to the following table, and subject to applicable community property laws, the persons and entities named in the table have sole voting and investment power with respect to their beneficially owned Common Stock.

Name of Beneficial Owner <sup>(1)</sup>	Number of Shares of Common Stock Beneficially Owned	Percentage of Outstanding Common Stock
<b>Directors and Named Executive Officers</b>		
Mary Szela <sup>(2)</sup>	652,639	2.4 %
Sean Murphy <sup>(3)</sup>	580,305	2.2 %
Steven Katz, MD, FACS <sup>(4)</sup>	132,386	*
Jennifer Stevens <sup>(5)</sup>	32,958	*
Mats Wahlström <sup>(6)</sup>	2,744,542	10.4 %
Andrew von Eschenbach	—	—
George Kelly Martin <sup>(7)</sup>	247,185	*
David J. Matlin <sup>(8)</sup>	2,272,421	8.2 %
Arjun “JJ” Desai <sup>(9)</sup>	449,794	1.7 %
Anil Singhal	19,278	*
Kerry Hicks <sup>(10)</sup>	2,310,022	8.8 %
<i>All executive officers and directors as a group (14 individuals)</i>	9,405,646	35.2 %
<b>Five Percent Holders</b>		
Frankenius Equity AB <sup>(11)</sup>	6,397,776	24.1 %
Unique Diamond Investments Limited	1,546,569	5.9 %
Christopher Dewey <sup>(12)</sup>	1,522,789	5.6 %
Michael Stansky <sup>(13)</sup>	1,449,129	5.3 %
Gene R. McGrevin <sup>(14)</sup>	1,403,130	5.3 %
HW Investment Partners, LLC <sup>(15)</sup>	1,370,028	5.2 %
Lombard International <sup>(16)</sup>	1,358,013	5.1 %

\* Less than 1%

- (1) Unless otherwise noted, the business address of each of the following entities or individuals is c/o TriSalus Life Sciences, Inc., 6272 W. 91st Avenue, Westminster, Colorado 80031.
- (2) Consists of (i) 243,189 shares held directly by Ms. Szela and (ii) 409,450 shares of Common Stock issuable pursuant to options or restricted stock units that are exercisable within 60 days.
- (3) Consists of (i) 357,535 shares held by Murphy Family Trust 2012, (ii) 167,732 shares held by Sean E Murphy TTEE U/A 2/4/2004 (“**Sean Murphy Trust**”) and (iii) 55,038 shares of Common Stock issuable pursuant to options or restricted stock units that are exercisable within 60 days. Lisa Murphy, Mr. Murphy’s spouse, has voting and investment discretion with respect to the shares held directly by Murphy Family Trust 2012 and thus Mr. Murphy may be deemed to have beneficial ownership of the shares held directly by Murphy Family Trust 2012. Mr. Murphy is the trustee of the Sean Murphy Trust and thus Mr. Murphy may be deemed to have beneficial ownership of the shares held directly by the Sean Murphy Trust.

- (4) Consists of (i) 17,799 shares held directly by Mr. Katz and (ii) 114,587 shares of Common Stock issuable pursuant to options that are exercisable within 60 days.



## [Table of Contents](#)

- (5) Consists of (i) 13,904 shares held directly by Ms. Stevens and (ii) 19,054 shares of Common Stock issuable pursuant to options or restricted stock units that are exercisable within 60 days.
- (6) Consists of (i) 1,254,259 shares held by Leonard Capital LLC, (ii) 50,000 shares of Common Stock issuable upon conversion of shares of Series A Convertible Preferred Stock held by Leonard Capital LLC as a Preferred Stock PIPE Investor, (iii) 1,370,028 shares held by HW Investment and (iv) 70,255 shares of Common Stock issuable pursuant to options that are exercisable within 60 days. Mr. Wahlström has sole voting and investment discretion with respect to the shares held directly by Leonard Capital LLC and shared voting and investment discretion with respect to the shares held directly by HW Investment and may be deemed to have beneficial ownership of the shares held by each of them.
- (7) Consists of 247,185 shares of Common Stock held by Varka LLC. Mr. Martin may be deemed to have beneficial ownership of the shares held directly by the Varka LLC.
- (8) Consists of (i) 931,903 shares held directly by Mr. Matlin of which 215,055 shares are vested and 716,848 shares are subject to vesting and forfeiture pursuant to the Sponsor Support Agreement, (ii) 1,240,518 shares underlying private warrants, which are exercisable for shares of Common Stock commencing 30 days after the closing of the Business Combination and (iii) 100,000 shares of Common Stock issuable upon conversion of shares of Series A Convertible Preferred Stock held by Mr. Matlin as a Preferred Stock PIPE Investor.
- (9) Consists of (i) 203,127 shares held directly by Dr. Desai of which 46,875 shares are vested and 156,252 shares are subject to vesting and forfeiture pursuant to the Sponsor Support Agreement and (ii) 246,667 shares underlying private warrants, which are exercisable for shares of Common Stock commencing 30 days after the Closing of the Business Combination.
- (10) Consists of (i) 514,589 shares held directly by Mr. Hicks, (ii) 1,370,028 shares held by HW Investment, (iii) 81,845 shares held by the Millennium Trust Company, LLC, as custodian FBO Kerry Hicks IRAT, (iv) 322,737 shares held by The Kerry Raymond Hicks Dynasty Trust, for which Mr. Hicks serves as trustee and (v) 20,823 shares of Common Stock issuable pursuant to options that are exercisable within 60 days. Mr. Hicks has shared voting and investment discretion with respect to the shares held directly by HW Investment and may be deemed to have beneficial ownership of the shares held by each of them.
- (11) Consists of (i) 6,167,776 shares held by Frankenius Equity AB (“**Frankenius Equity**”) and (ii) 230,000 shares of Common Stock issuable upon conversion of shares of Series A Convertible Preferred Stock held by Frankenius Equity as a Preferred Stock PIPE Investor. Frankenius Equity’s principal place of business is Box 984, 501 10 Boras, Sweden. Paul Frankenius has sole voting and investment discretion with respect to the shares held directly by Frankenius Equity and may be deemed to have beneficial ownership of the shares held by Frankenius Equity.
- (12) Consists of (i) 573,690 shares held directly by the Christopher C Dewey Trust DTD 5/3/18, (ii) 881,599 shares underlying private warrants, which are exercisable for shares of Common Stock commencing 30 days after the Closing of the Business Combination held by the Christopher C Dewey Trust DTD 5/3/18 and (iii) 67,500 shares of Common Stock issuable upon conversion of shares of Series A Convertible Preferred Stock held by the Christopher C Dewey Trust DTD 5/3/18. Mr. Dewey is the trustee of the Christopher C Dewey Trust DTD 5/3/18 and thus Mr. Dewey may be deemed to have beneficial ownership of the shares held directly by the Christopher C Dewey Trust DTD 5/3/18.
- (13) Consists of (i) 521,539 shares held directly by Mr. Stansky, (ii) 827,590 shares underlying private warrants, which are exercisable for shares of Common Stock commencing 30 days after the closing of the Business Combination, (iii) 75,000 shares of Common Stock issuable upon conversion of shares of Series A Convertible Preferred Stock held by Mr. Stansky as a Preferred Stock PIPE Investor and (iv) 25,000 shares of Series A Convertible Preferred Stock held by Skyview Investments LLC (“**Skyview**”) as a Preferred Stock PIPE Investor. Mr. Stansky is the managing member of Skyview, has voting and investment discretion with respect to the shares held directly by Skyview and, as result, may be deemed to have beneficial ownership of the shares held by each of them.

(14) Consists of (i) 1,287,481 shares of Common Stock held directly by Mr. McGrevin, (ii) 102,993 shares of Common Stock held directly by Mr. McGrevin through his IRA and (iii) 12,656 shares of Common Stock issuable pursuant to options that are exercisable within 60 days.

[Table of Contents](#)

- (15) Consists of 1,370,028 shares held by HW Investment. Messrs. Wahlström and Hicks have shared voting and investment discretion with respect to the shares held directly by HW Investment and may be deemed to have beneficial ownership of the shares held by each of them.
- (16) Consists of (i) 41,197 shares held directly by Lombard International Assurance S.A. — P47082 and 33,000 shares of Common Stock issuable upon conversion of shares of Series A Convertible Preferred Stock held by Lombard International Assurance S.A. — P47082 as a Preferred Stock PIPE Investor, (ii) 360,478 shares held directly by Lombard International Assurance S.A. — P47083 and 365,000 shares of Common Stock issuable upon conversion of shares of Series A Convertible Preferred Stock held by Lombard International Assurance S.A. — P47083 as a Preferred Stock PIPE Investor, (iii) 113,293 shares held directly by Lombard International Assurance S.A. — P47084 and 110,000 shares of Common Stock issuable upon conversion of shares of Series A Convertible Preferred Stock held by Lombard International Assurance S.A. — P47084 as a Preferred Stock PIPE Investor, (iv) 237,389 shares held directly by Lombard International Assurance S.A. — P47472, (v) 28,000 shares of Common Stock issuable upon conversion of shares of Series A Convertible Preferred Stock held by Lombard International Assurance S.A. — P47473 as a Preferred Stock PIPE Investor, (vi) 52,000 shares of Common Stock issuable upon conversion of shares of Series A Convertible Preferred Stock held by Lombard International Assurance S.A. — P69562 as a Preferred Stock PIPE Investor and (vii) 17,656 shares held directly by Lombard International Assurance S.A., policy number 2304-150035.

## SELLING SECURITYHOLDER

This prospectus relates to the offer and sale by Yorkville of up to 5,859,375 shares of Common Stock that have been and may be issued by us to Yorkville under the SEPA. For additional information regarding the shares of Common Stock included in this prospectus, see the section titled “*Committed Equity Financing*” above. We are registering the shares of Common Stock included in this prospectus pursuant to the provisions of the SEPA we entered into with Yorkville on October 2, 2023 in order to permit the Selling Securityholder to offer the shares included in this prospectus for resale from time to time. Except for the transactions contemplated by the SEPA, and as set forth in the section titled “*Plan of Distribution*” in this prospectus, Yorkville has not had any material relationship with us within the past three years.

The table below presents information regarding the Selling Securityholder and the shares of Common Stock that may be resold by the Selling Securityholder from time to time under this prospectus. This table is prepared based on information supplied to us by the Selling Securityholder, and reflects holdings as of December 8, 2023. The number of shares in the column “Maximum Number of Shares of Common Stock to be Offered Pursuant to this Prospectus” represents all of the shares of Common Stock being offered for resale by the Selling Securityholder under this prospectus. The Selling Securityholder may sell some, all or none of the shares being offered for resale in this offering. We do not know how long the Selling Securityholder will hold the shares before selling them, and we are not aware of any existing arrangements between the Selling Securityholder and any other stockholder, broker, dealer, underwriter or agent relating to the sale or distribution of the shares of our Common Stock being offered for resale by this prospectus.

Beneficial ownership is determined in accordance with Rule 13d-3(d) promulgated by the SEC under the Exchange Act, and includes shares of Common Stock with respect to which the Selling Securityholder has sole or shared voting and investment power. The percentage of shares of Common Stock beneficially owned by the Selling Securityholder prior to the offering shown in the table below is based on an aggregate of 26,387,321 shares of our Common Stock outstanding on December 8, 2023. Because the purchase price to be paid by the Selling Securityholder for shares of Common Stock, if any, that we may elect to sell to the Selling Securityholder in one or more Advances from time to time under the SEPA will be determined on the applicable Advance Dates for such Advances, the actual number of shares of Common Stock that we may sell to the Selling Securityholder under the SEPA may be fewer than the number of shares being offered for resale under this prospectus. The fourth column assumes the resale by the Selling Securityholder of all of the shares of Common Stock being offered for resale pursuant to this prospectus.

[Table of Contents](#)

We have determined beneficial ownership in accordance with the rules of the SEC. Except as indicated by the footnotes below, we believe, based on the information furnished to us, that the Selling Securityholder has sole voting and investment power with respect to all shares of Common Stock that they beneficially own, subject to applicable community property laws. Except as otherwise described below, based on the information provided to us by the Selling Securityholder, the Selling Securityholder is not a broker-dealer or an affiliate of a broker-dealer.

Name of Selling Securityholder	Number of Shares of Common Stock Beneficially Owned		Maximum Number of Shares of Common Stock Being Offered <sup>(2)</sup>	Shares of Common Stock Beneficially Owned After the Offered Shares of Common Stock are Sold	
	Number <sup>(1)</sup>	Percent		Number	Percent
YA II PN, LTD. <sup>(3)</sup>	—	*	5,859,375	—	—

\* Less than one percent.

- (1) In accordance with Rule 13d-3(d) under the Exchange Act, we have excluded from the number of shares beneficially owned prior to the offering all of the shares that Yorkville may be required to purchase under the SEPA, because the issuance of such shares is at our discretion and is subject to conditions contained in the SEPA, the satisfaction of which are entirely outside of Yorkville’s control, including the registration statement that includes this prospectus becoming and remaining effective. Furthermore, the Advances of Common Stock under the SEPA are subject to certain agreed upon maximum amount limitations set forth in the SEPA. Also, the SEPA prohibits us from issuing and selling any shares of our Common Stock to Yorkville to the extent such shares, when aggregated with all other shares of our Common Stock then beneficially owned by Yorkville, would cause Yorkville’s beneficial ownership of our Common Stock to exceed the 4.99% Beneficial Ownership Limitation.
- (2) Assumes the sale of all shares being offered pursuant to this prospectus.
- (3) Yorkville is a fund managed by Yorkville Advisors Global, LP (“**Yorkville LP**”). Yorkville Advisors Global II, LLC (“**Yorkville LLC**”) is the General Partner of Yorkville LP. All investment decisions for YA II PN, LTD are made by Yorkville LLC’s President and Managing Member, Mr. Mark Angelo. The business address of YA is 1012 Springfield Avenue, Mountainside, NJ 07092.

## DESCRIPTION OF OUR SECURITIES

*The following summary of the material terms of our securities is not intended to be a complete summary of the rights and preferences of such securities, and is qualified by reference to our Certificate of Incorporation, our Bylaws and the Warrants described herein, which are exhibits to the registration statement of which this prospectus is a part. We urge you to read each of our Certificate of Incorporation, our Bylaws, and the Warrants-related documents described herein in their entirety for a complete description of the rights and preferences of our securities.*

### **Authorized and Outstanding Stock**

Our Certificate of Incorporation authorizes the issuance of 410,000,000 shares of our capital stock, consisting of (a) 400,000,000 shares of Common Stock, having a par value per share of \$0.0001, and (b) 10,000,000 shares of preferred stock, having a par value per share of \$0.0001 (the “**Preferred Stock**”). As of December 8, 2023, there were approximately 26,387,321 shares of our Common Stock and an aggregate of 4,015,002 shares of preferred stock, par value \$0.0001 per share, designated as Series A Convertible Preferred Stock (the “**Series A Convertible Preferred Stock**”) issued and outstanding.

### **Common Stock**

#### ***Voting Rights***

Each holder of Common Stock is entitled to one (1) vote for each share of Common Stock held of record by such holder on all matters submitted to a vote of our stockholders, provided, however, that, except as otherwise required in our Certificate of Incorporation or by applicable law, the holders of Common Stock shall not be entitled to vote on any amendment to our Certificate of Incorporation or any certificate of designation filed with respect to any series of our preferred stock that alters or changes the powers, preferences, rights or other terms of one or more outstanding series of our preferred stock (including the Series A Convertible Preferred Stock) if the holders of such affected series are entitled, either separately or together with the holders of one or more other such series, to vote thereon pursuant to our Certificate of Incorporation (including any certificate of designation relating to any series of preferred stock) or pursuant to the DGCL.

#### ***Dividend Rights***

Subject to applicable law and the rights of the holders of any outstanding class of our preferred stock, including the Series A Convertible Preferred Stock, and the provisions of our Certificate of Incorporation, holders of Common Stock are entitled to receive such dividends and other distributions in cash, stock or property of the Company when, as and if declared thereon by our Board, in its sole discretion, from time to time out of assets or funds of the Company legally available therefor.

#### ***Rights upon Liquidation***

Subject to applicable law and the rights and preferences of the holders of any outstanding class of preferred stock, including the Series A Convertible Preferred Stock, in the event of any liquidation, dissolution or winding up of our affairs, whether voluntary or involuntary, after payment or provision for payment of our debts and any other payments required by law and amounts payable upon shares of preferred stock ranking senior to the shares of Common Stock upon such dissolution, liquidation or winding up, if any, our remaining net assets will be distributed to the holders of Common Stock and the holders of any other class or series of capital stock ranking equally with the Common Stock upon such dissolution, liquidation or winding up, equally on a per share basis.

#### ***Preemptive or Other Rights***

The holders of Common Stock do not have preemptive or other subscription rights and there are no redemption or sinking fund provisions applicable to the Common Stock. The rights, preferences and privileges of holders of the

Common Stock are subject to those of the holders of the Series A Convertible Preferred Stock and any other series of preferred stock that we may issue in the future.

### ***Election of Directors***

The Board is divided into three classes, Class I, Class II and Class III, with members of each class serving staggered three-year terms with only one class of directors being elected in each year. There is no cumulative voting with respect to the election of directors. Under the Bylaws, the election of directors is determined by plurality vote.

### ***Dividends***

We have not paid any cash dividends on our Common Stock to date. The payment of cash dividends in the future will be dependent upon our revenues and earnings, if any, capital requirements, general financial condition, contractual restrictions and other factors that the Board may deem relevant and will be within the discretion of the Board at such time. In addition, our ability to pay dividends may be limited by covenants of any existing and future outstanding indebtedness that we or our subsidiaries incur.

### ***Founder Shares***

The Founder Shares are identical to the shares of our Common Stock, and holders of Founder Shares have the same stockholder rights as public stockholders, except that (i) the Founder Shares are subject to certain transfer restrictions, as described in more detail below and (ii) are entitled to registration rights. With certain limited exceptions, the Founder Shares are not transferable, assignable or salable (except to officers and directors and other persons or entities affiliated with the Sponsor, each of whom will be subject to the same transfer restrictions) until the earlier of (A) August 10, 2024, (B) if the reported closing price of our Common Stock equals or exceeds \$12.00 per share (as adjusted for stock splits, stock dividends, reorganizations, recapitalizations and the like) for any 20 trading days within any 30-trading day period commencing at least 150 days after August 10, 2023 or (C) the date on which we complete a liquidation, merger, capital stock exchange, reorganization or other similar transaction that results in all of our stockholders having the right to exchange their shares of Common Stock for cash, securities or other property.

### ***Preferred Stock***

Our Certificate of Incorporation authorizes 10,000,000 shares of Preferred Stock and provides that shares of Preferred Stock may be issued, from time to time, in one or more series. The Board is authorized to fix the voting rights, if any, designations, powers, preferences, the relative, participating, optional or other special rights and any qualifications, limitations and restrictions thereof, applicable to the shares of each series. The Board is able to, without stockholder approval, issue Preferred Stock with voting and other rights that could adversely affect the voting power and other rights of the holders of Common Stock and could have anti-takeover effects. The ability of the Board to issue Preferred Stock without stockholder approval could have the effect of delaying, deferring, or preventing a change of control of us or the removal of existing management. As of December 8, 2023, there were 4,015,002 shares of Preferred Stock outstanding. Although we do not currently intend to issue any additional shares of Preferred Stock, circumstances in which we might issue other series of Preferred Stock in the future could include, among others, offerings of Preferred Stock undertaken for capital raising purposes, issuances in connection with acquisitions we might make in the future, or issuances in connection with potential change of control or strategic transactions involving us. Any determination by us to issue shares of Preferred Stock in the future will be dependent on the facts and circumstances at the time.

### ***Series A Convertible Preferred Stock***

As of December 8, 2023, there were 4,015,002 shares of Series A Convertible Preferred Stock outstanding. Our Certificate of Designations, Preferences and Rights of Series A Convertible Preferred Stock (the "Certificate of Designations") establishes the voting powers, designations, preferences and relative, participating, optional or other special rights, and the qualifications, limitations and restrictions of our Series A Convertible Preferred Stock. The following description of our Series A Convertible Preferred Stock is intended as a summary only and does not purport to be complete, and is qualified in its entirety by reference to the Certificate of Designations, which is attached hereto as Exhibit 3.3 to the registration statement of which this prospectus forms a part, and to the applicable provisions of Delaware law. We urge you to read the Certificate of Designations because it, and not this description, defines the rights of holders of shares of Series A Convertible Preferred Stock.





## [Table of Contents](#)

### ***Ranking***

With respect to any payment of dividends and distribution of assets upon our liquidation, dissolution or winding up, the Series A Convertible Preferred Stock ranks: (i) junior to any class or series of our capital stock hereafter created which expressly ranks senior to the Series A Convertible Preferred Stock; (ii) on parity with any class or series of our capital stock hereafter created that expressly ranks pari passu with the Series A Convertible Preferred Stock; and (iii) senior to the Common Stock or any class or series of our capital stock hereafter created that expressly ranks junior to the Series A Convertible Preferred Stock.

### ***Optional Conversion***

The Series A Convertible Preferred Stock are convertible at any time at the option of the holder thereof into the number of shares of our Common Stock determined by the quotient of (i) the sum of \$10.00 (as adjusted for any stock dividend, stock split, reverse stock split, combination or similar event affecting the Series A Convertible Preferred Stock) (the “**Liquidation Preference**”) and if we have not elected to otherwise pay the accrued Annual Dividends (as defined below) in cash to the holder, the accrued Annual Dividends on such shares as of the date of conversion, divided by (ii) the Conversion Price (as defined in the Certificate of Designations) of such shares in effect at the time of conversion. See section titled “*Certain Relationships and Related Party Transactions — Subscription Agreements*” for a further description of the Conversion Price.

### ***Automatic Conversion***

On the four year anniversary of the Closing, all then outstanding shares of Series A Convertible Preferred Stock shall automatically convert into the number of shares of our Common Stock equal to the quotient of (i) the sum of the Liquidation Preference and if we had not elected to otherwise pay the accrued Annual Dividends in cash to the holder, the accrued Annual Dividends on such shares as of the date of conversion, divided by (ii) the Conversion Price of such shares in effect at the time of conversion.

### ***Dividends***

Holder of the Series A Convertible Preferred Stock are entitled to participate equally in any dividends declared to holders of Common Stock (the “**Participating Dividends**”). In addition, each holder of the Series A Convertible Preferred Stock is entitled to receive, when, as and if authorized and declared by our Board, annual dividends that accrue and accumulate on a daily basis at a rate per annum (calculated on the basis of an actual 365- or 366-day year, as applicable) equal to 8.0% of the Liquidation Preference, which will be either paid in cash, paid by issuing fully paid and nonassessable shares of Common Stock, or a combination thereof (the “**Annual Dividends**”). So long as any shares of Series A Convertible Preferred Stock remain outstanding, unless all Annual Dividends on all outstanding shares of Series A Convertible Preferred Stock have been declared and paid in cash, we will be prohibited from declaring any dividends on, or making any distributions relating to, other classes of our preferred stock ranking junior to the Series A Convertible Preferred Stock, subject to certain exceptions.

### ***Anti-dilution Provisions***

The Conversion Price is subject to customary adjustments in the case of certain distributions to holders of our Common Stock payable in shares of our Common Stock, subdivisions, splits or combinations of the shares of our Common Stock and distributions to all holders of shares of our Common Stock of any convertible securities or options or any other assets for which there is no corresponding distribution in respect of the Series A Convertible Preferred Stock.

The initial Conversion Price will automatically reset upon each of February 10, 2025 and July 10, 2027, the eighteen (18) month and forty-seven (47) month anniversaries of the Closing Date, to be equal to the lower of (i) the then-current Conversion Price and (ii) the VWAP of our Common Stock for the ten trading days immediately prior to, but excluding, the applicable reset date, on the Nasdaq Stock Market LLC (subject to the Floor Price (as defined in the Certificate of Designations)).

***Voting Rights***

Holders of the Series A Convertible Preferred Stock are entitled to vote with the holders of our Common Stock on all matters submitted to a vote of our stockholders, except as otherwise provided in the Certificate of Designations or as required by applicable

## [Table of Contents](#)

law, voting together with the holders of our Common Stock as a single class. Each holder is entitled to a number of votes in respect of the shares of Series A Convertible Preferred Stock owned as of the record date by it, or if no such record date is established, as of the date such vote is taken or any written consent of stockholders is solicited, equal to the quotient of (i) \$10.00 divided by (ii) the Minimum Price (as defined in Nasdaq Listing Rule 5635(d)) of our Common Stock as determined at Closing.

As long as any shares of Series A Convertible Preferred Stock are outstanding, we shall not, without the affirmative vote of the Holders of a majority of the then outstanding shares of the Series A Convertible Preferred Stock, (i) amend, alter, repeal or otherwise modify any provision of our certificate of incorporation or the Certificate of Designations in a manner that would alter or change the terms or the powers, preferences, rights or privileges of the Series A Convertible Preferred Stock as to affect them adversely; (ii) authorize, create, increase the authorized amount of, or issue any class or series of senior to the Series A Convertible Preferred Stock; (iii) increase the authorized number of shares of Series A Convertible Preferred Stock or (iv) enter into any agreement with respect to the foregoing.

### ***Liquidation***

Upon any liquidation, dissolution or winding-up by us, whether voluntary or involuntary (excluding any mergers, consolidations, reorganizations or other changes of control), after payment or provision for payment of our debts and other liabilities, the holders of the Series A Convertible Preferred Stock are entitled to receive, before the holders of any of our Common Stock or other classes of our preferred stock ranking junior thereto, out of our remaining net assets, the amount equal to the greater of (i) the sum of (A) the Liquidation Preference, and (B) the aggregate accrued Annual Dividends of such shares as of the date of the liquidation, and (ii) the amount such holder would have received had such shares of Series A Convertible Preferred Stock, immediately prior to such liquidation, been converted into shares of our Common Stock.

In the event that the assets available for distribution to our stockholders upon a liquidation are insufficient to pay in full the amounts payable with respect to all outstanding shares of Series A Convertible Preferred Stock, such assets, or the proceeds thereof, shall be distributed among the holders of the Series A Convertible Preferred Stock ratably in proportion to the full respective liquidating distributions to which each holder would otherwise be entitled upon such liquidation.

### ***Fundamental Transactions***

Upon any sale of all or substantially all of our assets, any merger, consolidation, reorganization, change of control or other similar transaction (each a “**Fundamental Transaction**”), holders of Series A Convertible Preferred Stock shall have the right to receive, for each share of our Common Stock that would have been issuable upon such conversion immediately prior to the occurrence of such Fundamental Transaction, the number of shares of our Common Stock (if we are the surviving entity), or common stock of the successor or acquiring corporation (if it is the surviving entity), and any additional consideration receivable as a result of such Fundamental Transaction by a holder of the number of shares of our Common Stock for which the Series A Convertible Preferred Stock is convertible immediately prior to such Fundamental Transaction.

### ***Compensation for Buy-In on Failure to Timely Deliver Conversion Shares Upon Conversion***

If we fail to timely deliver shares of our Common Stock upon conversion of the Series A Convertible Preferred Stock within the time period specified in the Certificate of Designations, then we are obligated to (A) pay to the holder, in cash, the amount, if any, by which (x) such holder’s total purchase price (including any brokerage commissions) for the Common Stock so purchased exceeds (y) the product of (1) the aggregate number of shares of our Common Stock that such holder was entitled to receive from the conversion at issue multiplied by (2) the actual sale price at which the sell order giving rise to such purchase obligation was executed (including any brokerage commissions) and (B) at the option of such holder, either reissue (if surrendered) the shares of Series A Convertible Preferred Stock equal to the number of shares of Series A

Convertible Preferred Stock submitted for conversion (in which case, such conversion shall be deemed rescinded) or deliver to such holder the number of shares of our Common Stock that would have been issued if we had timely complied with its delivery requirements.

## Warrants

### *Public Stockholders' Warrants*

Each whole Public Warrant entitles the registered holder to purchase one share of our Common Stock at a price of \$11.50 per share, subject to adjustment as discussed below. The Public Warrants will expire five years on August 10, 2028, at 5:00 p.m., New York City time, or earlier upon redemption or liquidation.

We will not be obligated to deliver any shares of Common Stock pursuant to the exercise of a Public Warrant and will have no obligation to settle such warrant exercise unless a registration statement under the Securities Act with respect to the shares of Common Stock underlying the warrants is then effective and a prospectus relating thereto is current, subject to our satisfying our obligations described below with respect to registration. No Public Warrant will be exercisable and we will not be obligated to issue shares of Common Stock upon exercise of a warrant unless Common Stock issuable upon such warrant exercise has been registered, qualified or deemed to be exempt under the securities laws of the state of residence of the registered holder of the warrants. In the event that the conditions in the two immediately preceding sentences are not satisfied with respect to a Public Warrant, the holder of such warrant will not be entitled to exercise such warrant and such warrant may have no value and expire worthless. In no event will we be required to net cash settle any Public Warrant. In the event that a registration statement is not effective for the exercised Public Warrants, the purchaser of a unit of MTAC containing such warrant, if not cash settled, will have paid the full purchase price for the unit of MTAC solely for the share of Common Stock underlying such unit.

We have agreed that as soon as practicable, but in no event later than 15 business days following the Closing, we will use our reasonable best efforts to file with the SEC a registration statement registering the issuance of the shares of Common Stock issuable upon exercise of the Public Warrants, to cause such registration statement to become effective and to maintain a current prospectus relating to those shares of Common Stock until the Public Warrants expire or are redeemed, as specified in the Warrant Agreement. If a registration statement covering the shares of Common Stock issuable upon exercise of the Public Warrants is not effective by the 60th business day after the Closing Date or within a specified period following the consummation of the Business Combination, warrant holders may, until such time as there is an effective registration statement and during any period when we shall have failed to maintain an effective registration statement, exercise warrants on a “cashless basis” pursuant to the exemption provided by Section 3(a)(9) of the Securities Act; provided that such exemption is available. If that exemption, or another exemption, is not available, holders will not be able to exercise their Public Warrants on a cashless basis.

Once the Public Warrants become exercisable, we may call the warrants for redemption:

- in whole and not in part;
- at a price of \$0.01 per warrant;
- upon not less than 30 days' prior written notice of redemption (the “**30-day redemption period**”) to each warrant holder; and
- if, and only if, the reported closing price of the Common Stock equals or exceeds \$18.00 per share (as adjusted for stock splits, stock dividends, reorganizations, recapitalizations and the like) for any 20 trading days within a 30-trading day period ending three business days before we send the notice of redemption to the warrant holders.

If and when the Public Warrants become redeemable by us, we may not exercise our redemption right if the issuance of shares of Common Stock upon exercise of the warrants is not exempt from registration or qualification under applicable state blue sky laws or we are unable to effect such registration or qualification. We will use our reasonable best efforts to register or qualify such shares of Common Stock under the blue sky laws of the state of residence in those states in which the Public Warrants were initially offered by us.

We have established the last of the redemption criteria discussed above to prevent a redemption call unless there is at the time of the call a significant premium to the warrant exercise price. If the foregoing conditions are satisfied and

we issue a notice of redemption of the Public Warrants, each warrant holder will be entitled to exercise its warrant prior to the scheduled redemption date. However, the price of the Common Stock may fall below the \$18.00 redemption trigger price (as adjusted for stock splits, stock

## [Table of Contents](#)

dividends, reorganizations, recapitalizations and the like), as well as the \$11.50 warrant exercise price after the redemption notice is issued.

If we call the Public Warrants for redemption as described above, our management will have the option to require any holder that wishes to exercise its warrant to do so on a cashless basis. In determining whether to require all holders to exercise their Public Warrants on a cashless basis, our management will consider, among other factors, our cash position, the number of warrants that are outstanding and the dilutive effect on our stockholders of issuing the maximum number of shares of Common Stock issuable upon the exercise of our warrants. If our management takes advantage of this option, all holders of Public Warrants would pay the exercise price by surrendering their warrants for that number of shares of Common Stock equal to the quotient obtained by dividing (x) the product of the number of shares of Common Stock underlying the Public Warrants multiplied by the excess of the “fair market value” (defined below) over the exercise price of the Public Warrants by (y) the fair market value. The “fair market value” shall mean the average reported closing price of the Common Stock for the 10 trading days ending on the third trading day prior to the date on which the notice of redemption is sent to the holders of Public Warrants. If our management takes advantage of this option, the notice of redemption will contain the information necessary to calculate the number of shares of Common Stock to be received upon exercise of the Public Warrants, including the “fair market value” in such case. Requiring a cashless exercise in this manner will reduce the number of shares to be issued and thereby lessen the dilutive effect of a warrant redemption. We believe this feature is an attractive option to us if we do not need the cash from the exercise of the Public Warrants after the Business Combination. If we call our warrants for redemption and our management does not take advantage of this option, the Sponsor and its permitted transferees would still be entitled to exercise their Private Placement Warrants for cash or on a cashless basis using the same formula described above that other warrant holders would have been required to use had all warrant holders been required to exercise their Public Warrants on a cashless basis, as described in more detail below.

A holder of a Public Warrant may notify us in writing in the event it elects to be subject to a requirement that such holder will not have the right to exercise such warrant, to the extent that after giving effect to such exercise, such person (together with such person’s affiliates), to the warrant agent’s actual knowledge, would beneficially own in excess of 4.9% or 9.8% (or such other amount as a holder may specify) of the shares of Common Stock outstanding immediately after giving effect to such exercise.

If the number of outstanding shares of Common Stock is increased by a stock dividend payable in shares of Common Stock, or by a split-up of shares Common Stock or other similar event, then, on the effective date of such stock dividend, split-up or similar event, the number of shares of Common Stock issuable on exercise of each Public Warrant will be increased in proportion to such increase in the outstanding shares of Common Stock. A rights offering to holders of Common Stock entitling holders to purchase shares of Common Stock at a price less than the fair market value will be deemed a stock dividend of a number of shares of Common Stock equal to the product of (i) the number of shares of Common Stock actually sold in such rights offering (or issuable under any other equity securities sold in such rights offering that are convertible into or exercisable for Common Stock) and (ii) one minus the quotient of (x) the price per share of Common Stock paid in such rights offering divided by (y) the fair market value. For these purposes (i) if the rights offering is for securities convertible into or exercisable for Common Stock, in determining the price payable for Common Stock, there will be taken into account any consideration received for such rights, as well as any additional amount payable upon exercise or conversion and (ii) fair market value means the volume weighted average price of Common Stock as reported during the 10 trading day period ending on the trading day prior to the first date on which the shares of Common Stock trade on the applicable exchange or in the applicable market, regular way, without the right to receive such rights.

In addition, if we, at any time while the Public Warrants are outstanding and unexpired, pay a dividend or make a distribution in cash, securities or other assets to the holders of Common Stock on account of such shares of Common Stock (or other shares of our capital stock into which the warrants are convertible), other than (a) as described above or (b) certain ordinary cash dividends, then the warrant exercise price will be decreased, effective immediately after the effective date of such event, by the amount of cash and/or the fair market value of any securities or other assets paid on each share of Common Stock in respect of such event.

If the number of outstanding shares of our Common Stock is decreased by a consolidation, combination, reverse stock split or reclassification of shares of Common Stock or other similar event, then, on the effective date of such



consolidation, combination, reverse stock split, reclassification or similar event, the number of shares of Common Stock issuable on exercise of each Public Warrant will be decreased in proportion to such decrease in outstanding shares of Common Stock.

Whenever the number of shares of Common Stock purchasable upon the exercise of the Public Warrants is adjusted, as described above, the warrant exercise price will be adjusted by multiplying the warrant exercise price immediately prior to such adjustment by a

## [Table of Contents](#)

fraction (x) the numerator of which will be the number of shares of Common Stock purchasable upon the exercise of the warrants immediately prior to such adjustment, and (y) the denominator of which will be the number of shares of Common Stock so purchasable immediately thereafter.

In case of any reclassification or reorganization of the outstanding shares of Common Stock (other than those described above or that solely affects the par value of such shares of Common Stock), or in the case of any merger or consolidation of us with or into another corporation (other than a consolidation or merger in which we are the continuing corporation and that does not result in any reclassification or reorganization of our outstanding shares of Common Stock), or in the case of any sale or conveyance to another corporation or entity of the assets or other property of us as an entirety or substantially as an entirety in connection with which we are dissolved, the holders of the Public Warrants will thereafter have the right to purchase and receive, upon the basis and upon the terms and conditions specified in the warrants and in lieu of the shares of our Common Stock immediately theretofore purchasable and receivable upon the exercise of the rights represented thereby, the kind and amount of shares of stock or other securities or property (including cash) receivable upon such reclassification, reorganization, merger or consolidation, or upon a dissolution following any such sale or transfer, that the holder of the warrants would have received if such holder had exercised their Public Warrants immediately prior to such event. If less than 70% of the consideration receivable by the holders of Common Stock in such a transaction is payable in the form of Common Stock in the successor entity that is listed for trading on a national securities exchange or is quoted in an established over-the-counter market, or is to be so listed for trading or quoted immediately following such event, and if the registered holder of the Public Warrant properly exercises the warrant within 30 days following public disclosure of such transaction, the warrant exercise price will be reduced as specified in the Warrant Agreement based on the Black-Scholes value (as defined in the Warrant Agreement) of the warrant. The purpose of such exercise price reduction is to provide additional value to holders of the Public Warrants when an extraordinary transaction occurs during the exercise period of the warrants pursuant to which the holders of the warrants otherwise do not receive the full potential value of the warrants. This formula is to compensate the warrant holder for the loss of the option value portion of the Public Warrant due to the requirement that the warrant holder exercise the warrant within 30 days of the event. The Black-Scholes model is an accepted pricing model for estimating fair market value where no quoted market price for an instrument is available.

The Public Warrants were issued in registered form under the Warrant Agreement. The description of the Public Warrants set forth herein is a summary and does not purport to be complete. The Warrant Agreement provides that the terms of the Public Warrants may be amended without the consent of any holder to cure any ambiguity or correct any defective provision, and that all other modifications or amendments require the vote or written consent of the holders of at least a majority of the then outstanding public warrants and, solely with respect to any amendment to the terms of the Private Placement Warrants, a majority of the then outstanding Private Placement Warrants.

The Public Warrants may be exercised upon surrender of the warrant certificate on or prior to the expiration date at the offices of the warrant agent, with the exercise form on the reverse side of the warrant certificate completed and executed as indicated, accompanied by full payment of the exercise price (or on a cashless basis, if applicable), by certified or official bank check payable to us, for the number of Public Warrants being exercised. The warrant holders do not have the rights or privileges of holders of Common Stock or any voting rights until they exercise their Public Warrants and receive shares of Common Stock. After the issuance of shares of Common Stock upon exercise of the Public Warrants, each holder will be entitled to one vote for each share held of record on all matters to be voted on by stockholders.

No fractional shares will be issued upon exercise of the Public Warrants. If, upon exercise of the Public Warrants, a holder would be entitled to receive a fractional interest in a share, we will, upon exercise, round down to the nearest whole number of shares of Common Stock to be issued to the warrant holder.

We have agreed that, subject to applicable law, any action, proceeding or claim against us arising out of or relating in any way to the Warrant Agreement will be brought and enforced in the courts of the State of New York or the United States District Court for the Southern District of New York, and we irrevocably submit to such jurisdiction, which jurisdiction will be the exclusive forum for any such action, proceeding or claim. This provision applies to claims under the Securities Act but does not apply to claims under the Exchange Act or any claim for which the federal district courts of the United States of America are the sole and exclusive forum.



### ***Private Placement Warrants***

Except as described below, the Private Placement Warrants have terms and provisions that are identical to those of the Public Warrants. Holders of our Private Placement Warrants are entitled to certain registration rights and the Private Placement Warrants will not be redeemable by us so long as they are held by Sponsor or its permitted transferees. Sponsor, or its permitted transferees, has the option to exercise the Private Placement Warrants on a cashless basis. If the Private Placement Warrants are held by holders other than Sponsor or its permitted transferees, the Private Placement Warrants will be redeemable by us in all redemption scenarios and exercisable by the holders on the same basis as the warrants included in the units being sold in MTAC's initial public offering. Any amendment to the terms of the Private Placement Warrants or any provision of the Warrant Agreement with respect to the Private Placement Warrants will require a vote of holders of at least 50% of the number of the then outstanding Private Placement Warrants.

If holders of the Private Placement Warrants elect to exercise them on a cashless basis, they would pay the exercise price by surrendering his, her or its warrants for that number of shares of Common Stock equal to the quotient obtained by dividing (x) the product of the number of shares of Common Stock underlying the warrants, multiplied by the excess of the "fair market value" (defined below) over the exercise price of the warrants by (y) the fair market value. For these purposes, the "fair market value" means the average reported closing price of the Common Stock for the 10 trading days ending on the third trading day prior to the date on which the notice of warrant exercise is sent to the warrant agent.

### **Certain Anti-Takeover Provisions of Delaware Law and our Certificate of Incorporation and Bylaws**

We are subject to the provisions of Section 203 of the DGCL regulating corporate takeovers. This statute prevents certain Delaware corporations, under certain circumstances, from engaging in a "business combination" with:

- a stockholder who owns 15% or more of our outstanding voting stock (otherwise known as an "interested stockholder");
- an affiliate of an interested stockholder; or
- an associate of an interested stockholder, for three years following the date that the stockholder became an interested stockholder.

A "business combination" includes a merger or sale of more than 10% of our assets. However, the above provisions of Section 203 do not apply if:

- our Board approves the transaction that made the stockholder an "interested stockholder," prior to the date of the transaction;
- after the completion of the transaction that resulted in the stockholder becoming an interested stockholder, that stockholder owned at least 85% of our voting stock outstanding at the time the transaction commenced, other than statutorily excluded shares of Common Stock; or
- on or subsequent to the date of the transaction, the initial business combination is approved by our Board and authorized at a meeting of our stockholders, and not by written consent, by an affirmative vote of at least two-thirds of the outstanding voting stock not owned by the interested stockholder.

Our Certificate of Incorporation provides that the Board is classified into three classes of directors, each of which will generally serve for a term of three years with only one class of directors being elected in each year. As a result, in most circumstances, a person can gain control of our Board only by successfully engaging in a proxy contest at two or more annual meetings.

The authorized but unissued Common Stock and Preferred Stock are available for future issuances without stockholder approval and could be utilized for a variety of corporate purposes, including future offerings to raise additional capital, acquisitions and employee benefit plans. The existence of authorized but unissued and unreserved

shares of Common Stock and Preferred Stock could render more difficult or discourage an attempt to obtain control of us by means of a proxy contest, tender offer, merger or otherwise.

### ***Exclusive Forum for Certain Lawsuits***

Our Certificate of Incorporation requires, to the fullest extent permitted by law, that derivative actions brought in our name, actions against directors, officers and employees for breach of fiduciary duty and other similar actions may be brought only in the Court of Chancery in the State of Delaware. Although we believe this provision benefits us by providing increased consistency in the application of Delaware law in the types of lawsuits to which it applies, a court may determine that this provision is unenforceable, and to the extent it is enforceable, the provision may have the effect of discouraging lawsuits against our directors and officers.

Despite the fact that our Certificate of Incorporation provides that the exclusive forum provision will be applicable to the fullest extent permitted by applicable law, Section 27 of the Exchange Act creates exclusive federal jurisdiction over all suits brought to enforce any duty or liability created by the Exchange Act, or the rules and regulations thereunder. As a result, the exclusive forum provision does not apply to suits brought to enforce any duty or liability created by the Exchange Act or any other claim for which the federal courts have exclusive jurisdiction. In addition, our Certificate of Incorporation provides that, unless we consent in writing to the selection of an alternative forum, the federal district courts of the United States of America shall, to the fullest extent permitted by law, be the exclusive forum for the resolution of any complaint asserting a cause of action arising under the Securities Act, or the rules and regulations promulgated thereunder. We note, however, that there is uncertainty as to whether a court would enforce this provision and that investors cannot waive compliance with the federal securities laws and the rules and regulations thereunder. Section 22 of the Securities Act creates concurrent jurisdiction for state and federal courts over all suits brought to enforce any duty or liability created by the Securities Act or the rules and regulations thereunder.

### ***Special Meeting of Stockholders***

Our Bylaws provide that special meetings of our stockholders may be called only by a majority vote of our Board, by our Chief Executive Officer or by our Chairman.

### ***Advance Notice Requirements for Stockholder Proposals and Director Nominations***

Our Bylaws provide that stockholders seeking to bring business before our annual meeting of stockholders, or to nominate candidates for election as directors at our annual meeting of stockholders, must provide timely notice of their intent in writing. To be timely, a stockholder's notice will need to be received by our secretary at our principal executive offices not later than the close of business on the 90th day nor earlier than the opening of business on the 120th day prior to the anniversary date of the immediately preceding annual meeting of stockholders. Pursuant to Rule 14a-8 of the Exchange Act, proposals seeking inclusion in our annual proxy statement must comply with the notice periods contained therein. Our Bylaws also specify certain requirements as to the form and content of a stockholders' meeting. These provisions may preclude our stockholders from bringing matters before our annual meeting of stockholders or from making nominations for directors at our annual meeting of stockholders.

### ***Action by Written Consent***

Any action required or permitted to be taken by holders of our Common Stock must be effected by a duly called annual or special meeting of such stockholders and may not be effected by written consent of the stockholders.

### ***Limitations on Liability and Indemnification of Officers and Directors***

Under our Certificate of Incorporation, none of our directors or officers will be liable to us or our stockholders for monetary damages for breach of fiduciary duty as a director or officer, except to the extent such exemption from liability or limitation thereof is not permitted under the DGCL as the same exists or may be amended. We have entered into customary indemnification agreements, the form of which is attached hereto as Exhibit 10.25, with each of our officers and directors that provide them, in general, with customary indemnification in connection with their service to us or on our behalf.

### ***Our Transfer Agent and Warrant Agent***

The transfer agent for our Common Stock and the warrant agent for our Warrants is Continental Stock Transfer & Trust Company. Continental Stock Transfer & Trust Company's address is One State Street Plaza, 30 Floor New York, New York 10004.

## **Registration Rights Agreement**

At the Closing, we, Sponsor and certain stockholders of Legacy TriSalus who received shares of Common Stock pursuant to the Merger Agreement entered into the Amended and Restated Registration Rights Agreement (which amended and restated the Registration Rights Agreement between us and Sponsor, dated as of December 17, 2020). Pursuant to the Amended and Restated Registration Rights Agreement, among other things, we are obligated to file, not later than 45 days after the Closing Date, a registration statement covering the re-sale of the Registrable Securities.

Pursuant to the Amended and Restated Registration Rights Agreement, subject to certain requirements and customary conditions, we will also grant piggyback registration rights and demand registration rights to the Sponsor and Legacy TriSalus stockholders that are parties thereto, will pay certain expenses related to such registration and will indemnify the Sponsor and Legacy TriSalus stockholders that are parties thereto against certain liabilities related to such registration. The Amended and Restated Registration Rights Agreement will terminate with respect to any party thereto, on the date that such party no longer holds any Registrable Securities.

## **Exchange Listing**

Our Common Stock and Public Warrants are listed on Nasdaq Global Market under the symbols “TLSI” and “TLWI,” respectively.



## MATERIAL UNITED STATES FEDERAL INCOME TAX CONSEQUENCES

The following discussion is a summary of material U.S. federal income tax considerations generally applicable to the purchase, ownership and disposition of our Common Stock and the purchase, exercise, disposition and lapse of our Warrants. The Common Stock and the Warrants are collectively referred to herein as our securities. All prospective holders of our securities should consult their tax advisors with respect to the U.S. federal, state, local, and non-U.S. tax consequences of the purchase, ownership, and disposition of our securities.

This discussion is not a complete analysis of all potential U.S. federal income tax consequences relating to the purchase, ownership, and disposition of our securities. This summary is based upon current provisions of the Code, existing U.S. Treasury Regulations promulgated thereunder, published administrative pronouncements, and rulings of the U.S. Internal Revenue Service (the “IRS”), and judicial decisions, all as in effect as of the date of this prospectus. These authorities are subject to change and differing interpretation, possibly with retroactive effect. Any change or differing interpretation could alter the tax consequences to holders described in this discussion. There can be no assurance that a court or the IRS will not challenge one or more of the tax consequences described herein, and we have not obtained, nor do we intend to obtain, a ruling with respect to the U.S. federal income tax consequences to a holder of the purchase, ownership, or disposition of our securities. We assume in this discussion that a holder holds our securities as a “capital asset” within the meaning of Section 1221 of the Code (generally, property held for investment). This discussion does not address all aspects of U.S. federal income taxation that may be relevant to a particular holder in light of that holder’s individual circumstances, nor does it address the special tax accounting rules under Section 451(b) of the Code, any alternative minimum, Medicare contribution, estate or gift tax consequences, or any aspects of U.S. state, local or non-U.S. taxes, or any other U.S. federal tax laws. This discussion also does not address consequences relevant to holders subject to special tax rules, such as holders that own, or are deemed to own, more than 5% of our capital stock (except to the extent specifically set forth below), corporations that accumulate earnings to avoid U.S. federal income tax, tax-exempt organizations, governmental organizations, banks, financial institutions, investment funds, insurance companies, brokers, dealers or traders in securities, commodities or currencies, regulated investment companies or real estate investment trusts, persons that have a “functional currency” other than the U.S. dollar, tax-qualified retirement plans, holders who hold or receive our securities pursuant to the exercise of employee stock options or otherwise as compensation, holders holding our securities as part of a hedge, straddle, or other risk reduction strategy, conversion transaction or other integrated investment, holders deemed to sell our securities under the constructive sale provisions of the Code, passive foreign investment companies, controlled foreign corporations, and certain former U.S. citizens or long-term residents.

In addition, this discussion does not address the tax treatment of partnerships (or entities or arrangements that are treated as partnerships for U.S. federal income tax purposes) or persons that hold our securities through such partnerships. If a partnership, including any entity or arrangement treated as a partnership for U.S. federal income tax purposes, holds our securities, the U.S. federal income tax treatment of a partner in such partnership will generally depend upon the status of the partner and the activities of the partnership. Such partners and partnerships should consult their tax advisors regarding the tax consequences of the purchase, ownership and disposition of our securities.

For purposes of this discussion, a “U.S. Holder” means a beneficial owner of our securities (other than a partnership or an entity or arrangement treated as a partnership for U.S. federal income tax purposes) that is, for U.S. federal income tax purposes:

- an individual who is a citizen or resident of the United States;
- a corporation, or an entity treated as a corporation for U.S. federal income tax purposes, created or organized in the United States or under the laws of the United States or of any state thereof or the District of Columbia;
- an estate, the income of which is subject to U.S. federal income tax regardless of its source; or
- a trust if (a) a U.S. court can exercise primary supervision over the trust’s administration and one or more U.S. persons have the authority to control all of the trust’s substantial decisions or (b) the trust has a valid election in effect under applicable U.S. Treasury Regulations to be treated as a U.S. person.

For purposes of this discussion, a “non-U.S. Holder” is a beneficial owner of our securities that is neither a U.S. Holder nor a partnership or an entity or arrangement treated as a partnership for U.S. federal income tax purposes.

## **Tax Considerations Applicable to U.S. Holders**

### ***Taxation of Distributions***

If we pay distributions or make constructive distributions (other than certain distributions of our stock or rights to acquire our stock) to U.S. Holders of shares of our Common Stock, such distributions generally will constitute dividends for U.S. federal income tax purposes to the extent paid from our current or accumulated earnings and profits, as determined under U.S. federal income tax principles. Distributions in excess of our current and accumulated earnings and profits will constitute a return of capital that will be applied against and reduce (but not below zero) the U.S. Holder's adjusted tax basis in our Common Stock. Any remaining excess will be treated as gain realized on the sale or other disposition of the Common Stock and will be treated as described under "*Tax Considerations Applicable to U.S. Holders—U.S. Holders—Gain or Loss on Sale, Taxable Exchange, or Other Taxable Disposition of Common Stock*" below.

Dividends we pay to a U.S. Holder that is a taxable corporation will generally qualify for the dividends received deduction if the requisite holding period is satisfied. With certain exceptions (including dividends treated as investment income for purposes of investment interest deduction limitations), and provided certain holding period requirements are met, dividends we pay to a non-corporate U.S. Holder will generally constitute "qualified dividends" that will be subject to tax at the maximum tax rate accorded to long-term capital gains. If the holding period requirements are not satisfied, a corporation may not be able to qualify for the dividends received deduction and would have taxable income equal to the entire dividend amount, and non-corporate holders may be subject to tax on such dividend at ordinary income tax rates instead of the preferential rates that apply to qualified dividend income.

### ***Gain or Loss on Sale, Taxable Exchange, or Other Taxable Disposition of Common Stock***

A U.S. Holder generally will recognize gain or loss on the sale, taxable exchange, or other taxable disposition of our Common Stock. Any such gain or loss will be capital gain or loss and will be long-term capital gain or loss if the U.S. Holder's holding period for the Common Stock so disposed of exceeds one year. The amount of gain or loss recognized will generally be equal to the difference between (1) the sum of the amount of cash and the fair market value of any property received in such disposition and (2) the U.S. Holder's adjusted tax basis in its Common Stock so disposed of. A U.S. Holder's adjusted tax basis in its Common Stock will generally equal the U.S. Holder's acquisition cost for such Common Stock (or, in the case of Common Stock received upon exercise of a Warrant, the U.S. Holder's initial basis for such Common Stock, as discussed below), less any prior distributions treated as a return of capital. Long-term capital gains recognized by non-corporate U.S. Holders are generally eligible for reduced rates of tax. If the U.S. Holder's holding period for the Common Stock so disposed of is one year or less, any gain on a sale or other taxable disposition of the shares would be subject to short-term capital gain treatment and would be taxed at ordinary income tax rates. The deductibility of capital losses is subject to limitations.

### ***Exercise of a Warrant***

Except as discussed below with respect to the cashless exercise of a Warrant, a U.S. Holder generally will not recognize taxable gain or loss upon exercise of a Warrant for cash. The U.S. Holder's initial tax basis in the share of our Common Stock received upon exercise of the Warrant will generally be an amount equal to the sum of the U.S. Holder's acquisition cost of the Warrant and the exercise price of such Warrant. It is unclear whether a U.S. Holder's holding period for the Common Stock received upon exercise of the Warrant would commence on the date of exercise of the Warrant or the day following the date of exercise of the Warrant; however, in either case the holding period will not include the period during which the U.S. Holder held the Warrants.

In certain circumstances, the Warrants may be exercised on a cashless basis. The U.S. federal income tax treatment of an exercise of a warrant on a cashless basis is not clear and could differ from the consequences described above. It is possible that a cashless exercise could be a taxable event. U.S. holders are urged to consult their tax advisors as to the consequences of an exercise of a Warrant on a cashless basis, including with respect to their holding period and tax basis in the Common Stock received upon exercise of the Warrant.

### ***Sale, Exchange, Redemption or Expiration of a Warrant***

Upon a sale, exchange (other than by exercise), redemption, or expiration of a Warrant, a U.S. Holder will recognize taxable gain or loss in an amount equal to the difference between (1) the amount realized upon such disposition or expiration and (2) the U.S.

## [Table of Contents](#)

Holder's adjusted tax basis in the Warrant. A U.S. Holder's adjusted tax basis in its Warrants will generally equal the U.S. Holder's acquisition cost, increased by the amount of any constructive distributions included in income by such U.S. Holder (as described below under "*Tax Considerations Applicable to U.S. Holders — Possible Constructive Distributions*"). Such gain or loss generally will be treated as long-term capital gain or loss if the Warrant is held by the U.S. Holder for more than one year at the time of such disposition or expiration.

If a Warrant is allowed to lapse unexercised, a U.S. Holder will generally recognize a capital loss equal to such holder's adjusted tax basis in the Warrant. Any such loss generally will be a capital loss and will be long-term capital loss if the Warrant is held for more than one year. Because the term of the Warrants is more than one year, a U.S. Holder's capital loss will be treated as a long-term capital loss. The deductibility of capital losses is subject to certain limitations.

### ***Possible Constructive Distributions***

The terms of each Warrant provide for an adjustment to the number of shares of Common Stock for which the Warrant may be exercised or to the exercise price of the Warrant in certain events, as discussed in the section titled "*Description of our Securities — Warrants.*" An adjustment which has the effect of preventing dilution generally should not be a taxable event. Nevertheless, a U.S. Holder of Warrants would be treated as receiving a constructive distribution from us if, for example, the adjustment increases the holder's proportionate interest in our assets or earnings and profits (e.g., through an increase in the number of shares of Common Stock that would be obtained upon exercise or an adjustment to the exercise price of the Warrant) as a result of a distribution of cash to the holders of shares of our Common Stock which is taxable to such holders as a distribution. Such constructive distribution would be subject to tax as described above under "*Tax Considerations Applicable to U.S. Holders — Taxation of Distributions*" in the same manner as if such U.S. Holder received a cash distribution from us on Common Stock equal to the fair market value of such increased interest.

### ***Information Reporting and Backup Withholding.***

In general, information reporting requirements may apply to dividends paid to a U.S. Holder and to the proceeds of the sale or other disposition of our shares of Common Stock and Warrants, unless the U.S. Holder is an exempt recipient. Backup withholding may apply to such payments if the U.S. Holder fails to provide a taxpayer identification number (or furnishes an incorrect taxpayer identification number) or a certification of exempt status or has been notified by the IRS that it is subject to backup withholding (and such notification has not been withdrawn).

Backup withholding is not an additional tax. Any amounts withheld under the backup withholding rules will be allowed as a credit against a U.S. Holder's U.S. federal income tax liability and may entitle such holder to a refund, provided the required information is timely furnished to the IRS. Taxpayers should consult their tax advisors regarding their qualification for an exemption from backup withholding and the procedures for obtaining such an exemption.

## **Tax Considerations Applicable to Non-U.S. Holders**

### ***Taxation of Distributions***

In general, any distributions (including constructive distributions) we make to a non-U.S. Holder of shares on our Common Stock, to the extent paid out of our current or accumulated earnings and profits (as determined under U.S. federal income tax principles), will constitute dividends for U.S. federal income tax purposes and, provided such dividends are not effectively connected with the non-U.S. Holder's conduct of a trade or business within the United States or, if an applicable tax treaty so requires, are not attributable to a U.S. permanent establishment or fixed base maintained by the non-U.S. Holder, we will be required to withhold tax from the gross amount of the dividend at a rate of 30%, unless such non-U.S. Holder is eligible for a reduced rate of withholding tax under an applicable income tax treaty and provides proper certification of its eligibility for such reduced rate (usually on an IRS Form W-8BEN or W-8BEN-E, as applicable). In the case of any constructive dividend (as described below under "*Tax Considerations Applicable to Non-U.S. Holders—Possible Constructive Distributions*"), it is possible that this tax would be withheld from any amount owed to a non-U.S. Holder by the applicable withholding agent, including cash distributions on other property or sale proceeds from Warrants or other property subsequently paid or credited to such holder. Any distribution

not constituting a dividend will be treated first as reducing (but not below zero) the non-U.S. Holder's adjusted tax basis in its shares of our Common Stock and, to the extent such distribution exceeds the non-U.S. Holder's adjusted tax basis, as gain realized from the sale or other disposition of the Common Stock,

## [Table of Contents](#)

which will be treated as described under “*Tax Considerations Applicable to Non-U.S. Holders—Gain on Sale, Taxable Exchange or Other Taxable Disposition of Common Stock and Warrants*” below. In addition, if we determine that we are likely to be classified as a “United States real property holding corporation” (see the section titled “*Tax Considerations Applicable to Non-U.S. Holders—Gain on Sale, Exchange, or Other Taxable Disposition of Common Stock and Warrants*” below), we will withhold 15% of any distribution that exceeds our current and accumulated earnings and profits.

Dividends we pay to a non-U.S. Holder that are effectively connected with such non-U.S. Holder’s conduct of a trade or business within the United States (and if a tax treaty applies are attributable to a U.S. permanent establishment or fixed base maintained by the non-U.S. Holder) will generally not be subject to U.S. withholding tax, provided such non-U.S. Holder complies with certain certification and disclosure requirements (generally by providing an IRS Form W-8ECI). Instead, such dividends generally will be subject to U.S. federal income tax, net of certain deductions, at the same individual or corporate rates applicable to U.S. Holders. If the non-U.S. Holder is a corporation, dividends that are effectively connected income may also be subject to a “branch profits tax” at a rate of 30% (or such lower rate as may be specified by an applicable income tax treaty).

### ***Exercise of a Warrant***

The U.S. federal income tax treatment of a non-U.S. Holder’s exercise of a Warrant will generally correspond to the U.S. federal income tax treatment of the exercise of a Warrant by a U.S. Holder, as described under “*Tax Considerations Applicable to U.S. Holders—Exercise of a Warrant*” above, although to the extent a cashless exercise results in a taxable exchange, the tax consequences to the non-U.S. Holder would be the same as those described below in “*Tax Considerations Applicable to Non-U.S. Holders—Gain on Sale, Exchange or Other Taxable Disposition of Common Stock and Warrants*.”

### ***Gain on Sale, Exchange or Other Taxable Disposition of Common Stock and Warrants***

A non-U.S. Holder generally will not be subject to U.S. federal income or withholding tax in respect of gain recognized on a sale, taxable exchange or other taxable disposition of our Common Stock or Warrants or an expiration or redemption of our Warrants, unless:

- the gain is effectively connected with the conduct of a trade or business by the non-U.S. Holder within the United States (and, if an applicable tax treaty so requires, is attributable to a U.S. permanent establishment or fixed base maintained by the non-U.S. Holder);
- the non-U.S. Holder is an individual who is present in the United States for 183 days or more in the taxable year of disposition and certain other conditions are met; or
- we are or have been a “United States real property holding corporation” for U.S. federal income tax purposes at any time during the shorter of the five-year period ending on the date of disposition or the period that the non-U.S. Holder held our Common Stock or Warrants and, in the case where shares of our Common Stock are regularly traded on an established securities market, (i) the non-U.S. Holder is disposing of our Common Stock and has owned, directly or constructively, more than 5% of our Common Stock at any time within the shorter of the five-year period preceding the disposition or such Non-U.S. Holder’s holding period for the shares of our Common Stock or (ii), in the case where our Warrants are regularly traded on an established securities market, the non-U.S. Holder is disposing of our Warrants and has owned, directly or constructively, more than 5% of our Warrants at any time within the within the shorter of the five-year period preceding the disposition or such Non-U.S. Holder’s holding period for the shares of our Warrants. There can be no assurance that our Common Stock or Warrants will be treated as regularly traded or not regularly traded on an established securities market for this purpose.

Gain described in the first bullet point above will be subject to tax at generally applicable U.S. federal income tax rates as if the non-U.S. Holder were a U.S. resident. Any gains described in the first bullet point above of a non-U.S. Holder that is a foreign corporation may also be subject to an additional “branch profits tax” at a 30% rate (or lower applicable treaty rate). Gain described in the second bullet point above will generally be subject to a flat 30% U.S.

federal income tax. Non-U.S. Holders are urged to consult their tax advisors regarding possible eligibility for benefits under income tax treaties.



## [Table of Contents](#)

If the third bullet point above applies to a non-U.S. Holder and applicable exceptions are not available, gain recognized by such holder on the sale, exchange or other disposition of our Common Stock or Warrants, as applicable, will be subject to tax at generally applicable U.S. federal income tax rates. In addition, a buyer of our Common Stock or Warrants from such holder may be required to withhold U.S. income tax at a rate of 15% of the amount realized upon such disposition. We will be classified as a United States real property holding corporation if the fair market value of our “United States real property interests” equals or exceeds 50% of the sum of the fair market value of our worldwide real property interests plus our other assets used or held for use in a trade or business, as determined for U.S. federal income tax purposes. We do not believe we currently are or will become a United States real property holding corporation, however there can be no assurance in this regard. Non-U.S. Holders are urged to consult their tax advisors regarding the application of these rules.

### **Possible Constructive Distributions**

The terms of each Warrant provide for an adjustment to the number of shares of Common Stock for which the Warrant may be exercised or to the exercise price of the Warrant in certain events, as discussed in the section titled “*Description of our Securities—Warrants.*” An adjustment which has the effect of preventing dilution generally should not be a taxable event. Nevertheless, a non-U.S. Holder of Warrants would be treated as receiving a constructive distribution from us if, for example, the adjustment increases the holder’s proportionate interest in our assets or earnings and profits (e.g., through an increase in the number of shares of Common Stock that would be obtained upon exercise or an adjustment to the exercise price of the Warrant) as a result of a distribution of cash to the holders of shares of our Common Stock which is taxable to such holders as a distribution. A non-U.S. Holder would be subject to U.S. federal income tax withholding as described above under “*Non-U.S. Holders—Taxation of Distributions*” under that section in the same manner as if such non-U.S. Holder received a cash distribution from us on Common Stock equal to the fair market value of such increased interest.

### **Foreign Account Tax Compliance Act**

Provisions of the Code and Treasury Regulations and administrative guidance promulgated thereunder commonly referred as the “Foreign Account Tax Compliance Act” (“**FATCA**”) generally impose withholding at a rate of 30% in certain circumstances on dividends (including constructive dividends) in respect of our securities which are held by or through certain foreign financial institutions (including investment funds), unless any such institution (1) enters into, and complies with, an agreement with the IRS to report, on an annual basis, information with respect to interests in, and accounts maintained by, the institution that are owned by certain U.S. persons and by certain non-U.S. entities that are wholly or partially owned by U.S. persons and to withhold on certain payments, or (2) if required under an intergovernmental agreement between the United States and an applicable foreign country, reports such information to its local tax authority, which will exchange such information with the U.S. authorities. An intergovernmental agreement between the United States and an applicable foreign country may modify these requirements. Accordingly, the entity through which our securities are held will affect the determination of whether such withholding is required. Similarly, dividends in respect of our securities held by an investor that is a non-financial non-U.S. entity that does not qualify under certain exceptions will generally be subject to withholding at a rate of 30%, unless such entity either (1) certifies to us or the applicable withholding agent that such entity does not have any “substantial United States owners” or (2) provides certain information regarding the entity’s “substantial United States owners,” which will in turn be provided to the U.S. Department of Treasury. Withholding under FATCA was scheduled to apply to payments of gross proceeds from the sale or other disposition of property that produces U.S.-source interest or dividends, however, the IRS released proposed regulations that, if finalized in their proposed form, would eliminate the obligation to withhold on such gross proceeds. Although these proposed Treasury Regulations are not final, taxpayers generally may rely on them until final Treasury Regulations are issued. Prospective investors should consult their tax advisors regarding the possible implications of FATCA on their investment in our securities.

### **Information Reporting and Backup Withholding**

Information returns will be filed with the IRS in connection with payments of dividends and the proceeds from a sale or other disposition of our Common Stock and Warrants. A non-U.S. Holder may have to comply with certification procedures to establish that it is not a United States person in order to avoid information reporting and backup withholding requirements. The certification procedures required to claim a reduced rate of withholding under a treaty generally will satisfy the certification requirements necessary to avoid the backup withholding as well. Backup

withholding is not an additional tax. The amount of any backup withholding from a payment to a non-U.S. Holder will be allowed as a credit against such holder's U.S. federal income tax liability and may entitle such holder to a refund, provided that the required information is timely furnished to the IRS.

## PLAN OF DISTRIBUTION

We are registering the offer and sale from time to time by the Selling Securityholder or their permitted transferees, of up to 5,859,375 shares of our Common Stock.

We will not receive any of the proceeds from the sale of the securities by the Selling Securityholder. The aggregate proceeds to the Selling Securityholder will be the purchase price of the securities less any discounts and commissions borne by the Selling Securityholder. However, we expect to receive proceeds from sales of Common Stock that we may elect to make to Yorkville pursuant to the SEPA, if any, from time to time in our discretion. The net proceeds from sales, if any, under the SEPA, will depend on the frequency and prices at which we sell shares of Common Stock to Yorkville after the date of this prospectus. See “*Committed Equity Financing*” for a description of how the price at which we may sell shares of Common Stock to Yorkville is calculated pursuant to the SEPA.

The securities beneficially owned by the Selling Securityholder covered by this prospectus may be offered and sold from time to time by the Selling Securityholder. The term “Selling Securityholder” includes their permitted transferees who later come to hold any of the Selling Securityholder’s interest in our securities in accordance with the terms of the agreement(s) governing the registration rights applicable to such Selling Securityholder’s securities, including donees, pledgees and other transferees or successors in interest selling securities received after the date of this prospectus from a Selling Securityholder as a gift, pledge, partnership, distribution or other transfer. The Selling Securityholder will act independently of us in making decisions with respect to the timing, manner and size of each sale. Such sales may be made on one or more exchanges or in the over-the-counter market or otherwise, at prices and under terms then prevailing or at prices related to the then current market price or in negotiated transactions. Each Selling Securityholder reserves the right to accept and, together with its respective agents, to reject, any proposed purchase of securities to be made directly or through agents. The Selling Securityholder and any of their permitted transferees may sell their securities offered by this prospectus on any stock exchange, market or trading facility on which the securities are traded or in private transactions. If underwriters are used in the sale, such underwriters will acquire the securities for their own account. These sales may be at a fixed price or varying prices, which may be changed, or at market prices prevailing at the time of sale, at prices relating to prevailing market prices or at negotiated prices. The securities may be offered to the public through underwriting syndicates represented by managing underwriters or by underwriters without a syndicate.

Subject to the limitations set forth in any applicable registration rights agreement, the Selling Securityholder may use any one or more of the following methods when selling the securities offered by this prospectus:

- ordinary brokers’ transactions;
- transactions involving cross or block trades;
- through brokers, dealers, or underwriters who may act solely as agents;
- “at the market” into an existing market for the shares of our Common Stock;
- in other ways not involving market makers or established business markets, including direct sales to purchasers or sales effected through agents;
- in privately negotiated transactions;
- through any combination of the foregoing; or
- any other method permitted pursuant to applicable law.

A Selling Securityholder may also sell our securities under Rule 144 under the Securities Act, if available, or pursuant to other available exemptions from the registration requirements under the Securities Act, rather than under

this prospectus. The Selling Securityholder have the sole and absolute discretion not to accept any purchase offer or make any sale of securities if they deem the purchase price to be unsatisfactory at any particular time.

## [Table of Contents](#)

We will bear all costs, fees and expenses incident to our obligation to register the securities.

We may prepare prospectus supplements for secondary offerings that will disclose the terms of the offering, including the name or names of any underwriters, dealers or agents, the purchase price of the securities, any underwriting discounts and other items constituting compensation to underwriters, dealers or agents.

A Selling Securityholder may fix a price or prices of our securities at:

- fixed prices;
- market prices prevailing at the time of any sale under this registration statement;
- prices related to market prices;
- varying prices determined at the time of sale; or
- negotiated prices.

A Selling Securityholder may change the price of the securities offered from time to time. In addition, a Selling Securityholder that is an entity may elect to make an in-kind distribution of securities to its members, partners or stockholders pursuant to the registration statement of which this prospectus is a part by delivering a prospectus with a plan of distribution. Such members, partners or stockholders would thereby receive freely tradeable securities pursuant to the distribution through a registration statement. To the extent a distributee is an affiliate of ours (or to the extent otherwise required by law), we may file a prospectus supplement in order to permit the distributees to use the prospectus to resell the securities acquired in the distribution.

Subject to the terms of the agreement(s) governing the registration rights applicable to a Selling Securityholder's securities, such Selling Securityholder may transfer securities to one or more "permitted transferees" in accordance with such agreements and, if so transferred, such permitted transferee(s) will be the selling beneficial owner(s) for purposes of this prospectus. Upon being notified by a Selling Securityholder interest intends to sell our securities, we will, to the extent required, promptly file a supplement to this prospectus to name specifically such person as a Selling Holder.

To the extent required, this prospectus may be amended or supplemented from time to time to describe a specific plan of distribution. In connection with distributions of the shares of Common Stock or otherwise, the Selling Securityholder may enter into hedging transactions with broker-dealers or other financial institutions. Subject to the terms of the SEPA, the Selling Securityholder may also enter into option or other transactions with broker-dealers or other financial institutions which require the delivery to such broker-dealer or other financial institution of shares of Common Stock offered by this prospectus, which shares such broker-dealer or other financial institution may resell pursuant to this prospectus (as supplemented or amended to reflect such transaction). The Selling Securityholder may also pledge shares of Common Stock to a broker-dealer or other financial institution, and, upon a default, such broker-dealer or other financial institution, may effect sales of the pledged securities pursuant to this prospectus (as supplemented or amended to reflect such transaction).

A Selling Holder, or agents designated by it, may directly solicit, from time to time, offers to purchase the securities. Any such agent may be deemed to be an "underwriter" as the term is defined in the Securities Act. Any agents involved in the offer or sale of the securities and any commissions payable by a Selling Securityholder to these agents will be named and described in any applicable prospectus supplement. The agents may also be our customers or may engage in transactions with or perform services for us in the ordinary course of business.

If any Selling Securityholder utilizes any underwriters in the sale of the securities in respect of which this prospectus is delivered, we and the Selling Securityholder will enter into an underwriting agreement with those underwriters at the time of sale to them. We will set forth the names of these underwriters and the terms of the transaction in the prospectus supplement, which will be used by the underwriters to make resales of the securities in respect of which this prospectus is delivered to the public. The underwriters may also be our or the Selling

Securityholder's customers or may engage in transactions with or perform services for us or any Selling Securityholder in the ordinary course of business.

## [Table of Contents](#)

If any Selling Securityholder utilizes a dealer in the sale of the securities in respect of which this prospectus is delivered, the Selling Securityholder will sell those securities to the dealer, as principal. The dealer may then resell those securities to the public at varying prices to be determined by the dealer at the time of resale. The dealers may also be our or the Selling Securityholder's customers or may engage in transactions with, or perform services for us or the Selling Securityholder in the ordinary course of business.

Offers to purchase securities may be solicited directly by any Selling Securityholder and the sale thereof may be made by the Selling Securityholder directly to institutional investors or others, who may be deemed to be underwriters within the meaning of the Securities Act with respect to any resale thereof. The terms of any such sales will be described in any applicable prospectus supplement relating thereto.

We or any Selling Securityholder may agree to indemnify underwriters, dealers and agents who participate in the distribution of securities against certain liabilities to which they may become subject in connection with the sale of the securities, including liabilities arising under the Securities Act.

The Selling Securityholder may engage in at the market offerings into an existing trading market in accordance with Rule 415(a)(4) under the Securities Act.

In addition, a Selling Securityholder may enter into derivative transactions with third parties, or sell securities not covered by this prospectus to third parties in privately negotiated transactions. If the applicable prospectus supplement so indicates, in connection with those derivatives, the third parties may sell securities covered by this prospectus and the applicable prospectus supplement, including in short sale transactions. If so, the third party may use the securities pledged by the Selling Securityholder or borrowed from the Selling Securityholder or others to settle those sales or to close out any related open borrowings of stock, and may use securities received from us in settlement of those derivatives to close out any related open borrowings of stock. The third party in such sale transactions may be an underwriter and, if not identified in this prospectus, will be named in the applicable prospectus supplement (or a post-effective amendment).

In addition, a Selling Securityholder may otherwise loan or pledge securities to a financial institution or other third party that in turn may sell the securities short using this prospectus or an applicable amendment to this prospectus or a prospectus supplement. Such financial institution or other third party may transfer its economic short position to investors in our securities or in connection with a concurrent offering of other securities. The Selling Securityholder also may transfer and donate the securities in other circumstances in which case the transferees, donees, pledgees or other successors in interest will be the selling beneficial owners for purposes of this prospectus.

The specific terms of any lock-up provisions in respect of any given offering will be described in any applicable prospectus supplement.

In compliance with the guidelines of FINRA, the aggregate maximum discount, commission, fees or other items constituting underwriting compensation to be received by any FINRA member or independent broker-dealer will not exceed 8% of the gross proceeds of any offering pursuant to this prospectus and any applicable prospectus supplement.

If at the time of any offering made under this prospectus a member of FINRA participating in the offering has a "conflict of interest" as defined in FINRA Rule 5121 ("Rule 5121"), that offering will be conducted in accordance with the relevant provisions of Rule 5121.

The underwriters, dealers and agents may engage in transactions with us or the Selling Securityholder, or perform services for us or the Selling Securityholder, in the ordinary course of business for which they receive compensation.

The Selling Securityholder and any other persons participating in the sale or distribution of the securities will be subject to applicable provisions of the Securities Act and the Exchange Act, and the rules and regulations thereunder, including, without limitation, Regulation M. These provisions may restrict certain activities of, and limit the timing of purchases and sales of any of the securities by, the Selling Securityholder or any other person, which limitations may affect the marketability of the securities. We have advised the Selling Securityholder that the anti-manipulation rules of

Regulation M under the Exchange Act may apply to sales of securities in the market and to the activities of each Selling Securityholder and its affiliates. With certain exceptions, Regulation M



## [Table of Contents](#)

precludes the Selling Securityholder, any affiliated purchasers, and any broker-dealer or other person who participates in the distribution from bidding for or purchasing, or attempting to induce any person to bid for or purchase any security which is the subject of the distribution until the entire distribution is complete. Regulation M also prohibits any bids or purchases made in order to stabilize the price of a security in connection with the distribution of that security. All of the foregoing may affect the marketability of the securities offered by this prospectus. In addition, we will make copies of this prospectus available to the Selling Securityholder for the purpose of satisfying the prospectus delivery requirements of the Securities Act.

In order to comply with the securities laws of certain states, if applicable, the securities must be sold in such jurisdictions only through registered or licensed brokers or dealers. In addition, in certain states the securities may not be sold unless they have been registered or qualified for sale in the applicable state or an exemption from the registration or qualification requirement is available and is complied with.

We have agreed to indemnify the Selling Securityholder against certain liabilities, including certain liabilities under the Securities Act, the Exchange Act or other federal or state law. Agents, broker-dealers and underwriters may be entitled to indemnification by us and the Selling Securityholder against certain civil liabilities, including liabilities under the Securities Act, or to contribution with respect to payments which the agents, broker-dealers or underwriters may be required to make in respect thereof.

To the extent required, this prospectus may be amended or supplemented from time to time to describe a specific plan of distribution.

There can be no assurance that the Selling Securityholder will sell any or all of the shares of our Common Stock registered pursuant to the registration statement, of which this prospectus forms a part.

## LEGAL MATTERS

The validity of the securities offered hereby will be passed upon for us by Cooley LLP.

## EXPERTS

The consolidated financial statements of TriSalus Life Sciences, Inc. as of December 31, 2022 and 2021, and for the years then ended, have been included in this Prospectus and Registration Statement in reliance upon the report of KPMG LLP (“KPMG”), independent registered public accounting firm, appearing elsewhere herein, and upon the authority of said firm as experts in accounting and auditing. The audit report covering the December 31, 2022, consolidated financial statements contains an explanatory paragraph that states that TriSalus Life Sciences, Inc.’s recurring losses from operations and net capital deficiency raise substantial doubt about the entity’s ability to continue as a going concern. The consolidated financial statements do not include any adjustments that might result from the outcome of that uncertainty.

The financial statements of MedTech Acquisition Corporation as of December 31, 2022 and 2021, and for the years then ended, appearing in this Prospectus and Registration Statement have been audited by WithumSmith+Brown, PC (“Withum”), independent registered public accounting firm, as set forth in their report thereon (which includes an explanatory paragraph relating to MedTech Acquisition Corporation’s ability to continue as a going concern), appearing elsewhere in this Prospectus and Registration Statement, and are included in reliance upon such report given on the authority of such firm as experts in accounting and auditing.

## CHANGE IN REGISTRANT’S CERTIFYING ACCOUNTANT

On August 10, 2023, the Board approved the engagement of KPMG as our independent registered public accounting firm for the year ending December 31, 2023. KPMG previously served as the independent registered public accounting firm of Legacy TriSalus prior to the Business Combination. Accordingly, Withum, MTAC’s independent registered public accounting firm prior to the Business Combination, was informed on the Closing Date that it would be replaced by KPMG as our independent registered public accounting firm.

Withum’s report on our consolidated balance sheets as of December 31, 2022 and 2021, the related consolidated statements of operations, stockholders’ equity and cash flows for the years ended December 31, 2022 and 2021, and the related notes to the financial statements (collectively, the “**financial statements**”) did not contain any adverse opinion or disclaimer of opinion, nor were they qualified or modified as to uncertainty, audit scope or accounting principles, except for the substantial doubt about our ability to continue as a going concern.

During the period from September 11, 2020 (inception) through December 31, 2022, and the subsequent interim period through August 9, 2023, there were no: (i) disagreements with Withum on any matter of accounting principles or practices, financial statement disclosures or audited scope or procedures, which disagreements if not resolved to Withum’s satisfaction would have caused Withum to make reference to the subject matter of the disagreement in connection with its report or (ii) reportable events as defined in Item 304(a)(1)(v) of Regulation S-K under the Exchange Act.

During the period from September 11, 2020 (inception) through December 31, 2022, and the interim period through August 9, 2023, we did not consult KPMG with respect to either (i) the application of accounting principles to a specified transaction, either completed or proposed; or the type of audit opinion that might be rendered on our financial statements, and no written report or oral advice was provided to us by KPMG that KPMG concluded was an important factor considered by us in reaching a decision as to the accounting, auditing or financial reporting issue; or (ii) any matter that was either the subject of a disagreement, as that term is described in Item 304(a)(1)(iv) of Regulation S-K under the Exchange Act and the related instructions to Item 304 of Regulation S-K under the Exchange Act, or a reportable event, as that term is defined in Item 304(a)(1)(v) of Regulation S-K under the Exchange Act.

We have provided Withum with a copy of the disclosures we made in response to Item 4.01 of our Current Report on Form 8-K filed on August 16, 2023, and have requested that Withum furnish us with a letter addressed to the SEC stating whether it agrees with the statements made by us in response to Item 4.01 of Current Report on Form 8-K and, if not, stating the respects in which it does not agree. A letter from Withum is attached hereto as Exhibit 16.1 of this prospectus.

## WHERE YOU CAN FIND MORE INFORMATION

We have filed with the SEC a registration statement on Form S-1 under the Securities Act, with respect to the securities being offered by this prospectus. This prospectus, which constitutes part of the registration statement, does not contain all of the information in the registration statement and its exhibits. For further information with respect to us and the securities offered by this prospectus, we refer you to the registration statement and its exhibits. Statements contained in this prospectus as to the contents of any contract or any other document referred to are not necessarily complete, and in each instance, we refer you to the copy of the contract or other document filed as an exhibit to the registration statement. Each of these statements is qualified in all respects by this reference. You can read our SEC filings, including the registration statement, over the internet at the SEC's website at [www.sec.gov](http://www.sec.gov).

We are subject to the information reporting requirements of the Exchange Act, and we file reports, proxy statements, and other information with the SEC. These reports, proxy statements, and other information will be available for review at the SEC's website at [www.sec.gov](http://www.sec.gov). We also maintain a website at [www.trisaluslifesci.com](http://www.trisaluslifesci.com). Through our website, we make available, free of charge, the following documents as soon as reasonably practicable after they are electronically filed with, or furnished to, the SEC, including our Annual Reports on Form 10-K; our proxy statements for our annual and special stockholder meetings; our Quarterly Reports on Form 10-Q; our Current Reports on Form 8-K; Forms 3, 4, and 5 and Schedules 13D with respect to our securities filed on behalf of our directors and our executive officers; and amendments to those documents. The information contained on, or that may be accessed through, our website is not a part of, and is not incorporated into, this prospectus.

**UNAUDITED PRO FORMA**  
**CONDENSED COMBINED FINANCIAL INFORMATION**

*Defined terms included below shall have the same meaning as terms defined and included elsewhere in this prospectus.*

**Introduction**

The following unaudited pro forma condensed combined financial information presents the combination of the financial information of MTAC and TriSalus adjusted to give effect to the Business Combination and related transactions. The unaudited pro forma condensed combined financial information has been prepared in accordance with Article 11 of Regulation S-X and should be read in conjunction with the accompanying notes. Defined terms included below have the same meaning as terms defined and included in the prospectus.

The effects of the Business Combination are reflected in the unaudited condensed consolidated balance sheet of TriSalus as of September 30, 2023 included elsewhere in this prospectus. Accordingly, an unaudited pro forma condensed combined balance sheet is not presented. The unaudited pro forma condensed combined statements of operations for the nine months ended September 30, 2023 and the year ended December 31, 2022, give pro forma effect to the Business Combination and Preferred Stock PIPE Investment as if it had occurred on January 1, 2022, the beginning of the earliest period presented.

The unaudited pro forma condensed combined financial information was derived from the following historical financial statements and the accompanying notes:

- The historical unaudited condensed consolidated financial statements of TriSalus as of and for the nine months ended September 30, 2023, included elsewhere in this prospectus;
- The historical audited consolidated financial statements of Legacy TriSalus as of and for the year ended December 31, 2022, included elsewhere in this prospectus;
- The historical unaudited condensed financial statements of MTAC for the period from January 1, 2023 to August 10, 2023; and
- The historical audited financial statements of MTAC as of and for the year ended December 31, 2022, included elsewhere in this prospectus.

The foregoing historical financial statements have been prepared in accordance with GAAP. The unaudited pro forma condensed combined financial information has been prepared based on the aforementioned historical financial statements and the assumptions and adjustments as described in the notes to the unaudited pro forma condensed combined financial information. The pro forma adjustments reflect transaction accounting adjustments related to the Business Combination and Preferred Stock PIPE Investment, which is discussed in further detail below. The unaudited pro forma condensed combined financial statements are presented for illustrative purposes only and do not purport to represent the consolidated results of operations or consolidated financial position that would actually have occurred had the Business Combination and Preferred Stock PIPE Investment been consummated on the dates assumed or to project consolidated results of operations or consolidated financial position for any future date or period. Actual results may differ materially from the assumptions within the accompanying unaudited pro forma condensed combined financial information.

The unaudited pro forma condensed combined financial information should also be read together with the section entitled “*Management’s Discussion and Analysis of Financial Condition and Results of Operations of MTAC*,” and the other financial information relating to MTAC included in the Current Report on Form 8-K filed on August 16, 2023, and the section entitled “*Management’s Discussion and Analysis of Financial Condition and Results of Operations*,” and other financial information related to TriSalus included elsewhere in this prospectus.



## Description of the Business Combination

On the Closing Date, pursuant to the terms of the Merger Agreement, Merger Sub merged with and into Legacy TriSalus, with Legacy TriSalus surviving the merger as a wholly-owned subsidiary of MTAC. Upon the close of the Business Combination, each share of MTAC's Class A Common Stock and each share of MTAC's Class B Common Stock that was outstanding was reclassified into a single class of common stock.

Immediately prior to Closing, shares of Legacy TriSalus Preferred Stock converted into shares of Legacy TriSalus Common Stock based on the applicable Exchange Ratio. In addition, each outstanding warrant of Legacy TriSalus ("Legacy TriSalus Warrant") to purchase shares of Legacy TriSalus Preferred Stock or Legacy TriSalus Common Stock that was in-the-money and would have been exercised or otherwise exchanged in full in accordance with its terms by virtue of the occurrence of the Business Combination, was automatically exercised for shares of Legacy TriSalus Common Stock. Legacy TriSalus Warrants that were out-of-the-money and automatically expired worthless in accordance with their terms were cancelled for no consideration. Following the Legacy TriSalus Preferred Stock Conversion and the exercise of the Legacy TriSalus Warrants, the Legacy TriSalus Common Stock was converted into the right to receive such number of shares of TriSalus Common Stock as was equal to (i) the number of shares of TriSalus Common Stock *multiplied by* (ii) the Exchange Ratio (subject to rounding mechanisms as described in the Merger Agreement). The total shares of TriSalus Common Stock issued to holders of Legacy TriSalus Common Stock was 21,999,886, which includes the issuance of Legacy TriSalus Common Stock resulting from the Legacy TriSalus Preferred Stock Conversion and exercise of Legacy TriSalus Warrants. At Closing, each outstanding option to purchase shares of Legacy TriSalus Common Stock, whether or not then vested and exercisable, was assumed and converted into an option to purchase such number of shares of TriSalus Common Stock as was equal to (i) the number of shares of Legacy TriSalus Common Stock subject to such option prior to the Closing *multiplied by* (ii) the Exchange Ratio (subject to rounding mechanisms described in the Merger Agreement), with a per share exercise price equal to the exercise price prior to the Closing *divided by* the Exchange Ratio. The Exchange Ratio was 0.02471853.

In connection with the Business Combination, the Preferred Stock PIPE Investment closed with the Preferred Stock PIPE Investors purchasing 4,015,002 shares of Series A Convertible Preferred Stock at a purchase price of \$10.00 per share, for an aggregate purchase price of approximately \$40.2 million.

Total Capitalization	Shares	%
TriSalus Stockholders	21,999,886	72.6
MTAC Public Stockholders	254,295	0.8
Preferred Stock PIPE Investors <sup>(1)</sup>	4,015,002	13.2
Holder of founder shares <sup>(2)</sup>	4,062,500	13.4
Total Shares	30,331,683	100.0

(1) Assumes the 4,015,002 shares of Series A Convertible Preferred Stock issued at \$10.00 per share in the Preferred Stock PIPE Investment are converted into shares of TriSalus Common Stock at the initial conversion price of \$10.00 per share.

(2) Includes 3,125,000 Sponsor Earnout Shares that are subject to vesting and forfeiture if the TriSalus Common Stock does not meet certain price thresholds following the Closing Date. While unvested, holders of the Sponsor Earnout Shares will have full ownership rights to the Sponsor Earnout Shares, including the right to vote such shares. The founder shares (including Sponsor Earnout Shares) were distributed pro rata to the members of the Sponsor in connection with the consummation of the Business Combination.

## Accounting for the Business Combination

The Business Combination has been accounted for as a reverse recapitalization in accordance with GAAP. Under this method of accounting, MTAC has been treated as the "acquired" company for financial reporting purposes. This determination was primarily based on the fact that subsequent to the Business Combination, the Legacy TriSalus stockholders have a majority of the voting power of TriSalus, Legacy TriSalus comprises all of the ongoing operations of TriSalus, Legacy TriSalus has appointed a majority of the governing body of TriSalus, and Legacy TriSalus' senior management comprises all of the senior management of TriSalus. Accordingly, for accounting purposes, the Business

Combination has been treated as the equivalent of Legacy TriSalus issuing shares for the net assets of MTAC, accompanied by a recapitalization. The net assets of MTAC have been stated at historical cost, with no



## [Table of Contents](#)

goodwill or other intangible assets recorded. The financial statements of TriSalus represent a continuation of the financial statements of Legacy TriSalus.

### **Accounting for the Sponsor Earnout Shares**

TriSalus has restructured the 6,250,000 shares of common stock previously outstanding and held by the Sponsor (the “Sponsor Shares”), with such Sponsor Shares reclassified into shares of TriSalus Common Stock as of the Closing. Thirty-five percent (35%), or 2,187,500 shares, of the Sponsor Shares have been forfeited and canceled as of the Closing; fifteen percent (15%), or 937,500 shares, of the Sponsor Shares have fully vested and are free from forfeiture; and fifty percent (50%), or 3,125,000 shares, of the Sponsor Shares are subject to vesting and forfeiture if the TriSalus Common Stock does not meet certain price thresholds prior to the fifth anniversary of the Closing Date. One-fourth of the Sponsor Earnout Shares will vest when the volume-weighted average price (“VWAP”) of the TriSalus Common Stock price equals or exceeds \$15.00 per share for at least 20 trading days during any 30 trading-day period, one-fourth of the Sponsor Earnout Shares will vest when the VWAP of the TriSalus Common Stock price equals or exceeds \$20.00 for at least 20 trading days during any 30 trading-day period, one-fourth of the Sponsor Earnout Shares will vest when the VWAP of the TriSalus Common Stock price equals or exceeds \$25.00 for at least 20 trading days during any 30 trading-day period, and the remaining one-fourth will vest when the VWAP equals or exceeds \$30.00 for at least 20 trading days during any 30 trading-day period. Additionally, the Sponsor Earnout Shares will vest if there is a change in control of TriSalus on or before the 5th anniversary of the Closing Date that results in the holders of TriSalus Common Stock receiving a price per share equal to or in excess of the applicable earnout targets.

The accounting for the Sponsor Earnout Shares was evaluated under ASC Topic 480, *Distinguishing Liabilities from Equity*, and ASC Subtopic 815-40, *Derivatives and Hedging — Contracts in Entity’s Own Equity*, to determine if the Sponsor Earnout Shares should be classified as a liability or within equity. The analysis concluded that the Sponsor Earnout Shares subject to vesting are freestanding from other shares of common stock held by the Sponsor and do not meet the criteria in ASC 815-40 to be considered indexed to the TriSalus Common Stock. As a result, the Sponsor Earnout Shares was classified as a liability.

### **Accounting for the Preferred Stock PIPE Investment**

In connection with closing of the Business Combination, MTAC issued 4,015,002 shares of TriSalus’ Series A Convertible Preferred Stock, with a par value of \$0.0001 per share (the “Series A Convertible Preferred Stock”), at a purchase price of \$10.00 per share, for gross proceeds of approximately \$40.2 million. The Series A Convertible Preferred Stock will initially be convertible into shares of TriSalus Common Stock at \$10.00 per share, subject to customary adjustments and a conversion price reset feature, at any time at the option of the holder. The Series A Convertible Preferred Stock will also automatically convert into shares of TriSalus Common Stock, at the then-applicable conversion price, upon the four-year anniversary of the Business Combination.

The Series A Convertible Preferred Stock accrues cumulative dividends at 8.0% per annum, which will be paid upon declaration by the board of directors, upon liquidation, or upon conversion. It will also participate in any dividends or distributions (other than dividends paid in the form of TriSalus Common Stock, convertible securities, or options) made to the common stockholders on an as-converted basis. Dividends may be paid in cash or, at the election of the TriSalus, by delivery of shares of the TriSalus Common Stock.

The accounting for the Series A Convertible Preferred Stock was performed whereby ASC Topic 480, *Distinguishing Liabilities from Equity*, ASC Subtopic 815-15, *Derivatives and Hedging — Embedded Derivatives* and ASC Subtopic 815-40, *Derivatives and Hedging — Contracts in Entity’s Own Equity* were considered in determining whether the Series A Convertible Preferred Stock should be classified as a liability or within equity. As part of that analysis, it was determined that the Series A Convertible Preferred Stock does not meet the criteria in ASC 480 to be classified as a liability, rather, it meets the criteria in ASC 815-40 to be considered indexed to the TriSalus Common Stock and classified as equity. Further, it was determined that there aren’t any embedded features that require bifurcation or result in a classification outside of permanent equity. As a result, the Series A Convertible Preferred Stock was classified as equity.



## **Other Financing and Related Events**

### *MTAC — Final Redemption*

As described in the proxy statement/prospectus, MTAC provided holders of its shares of Class A Common Stock with the opportunity to have all or a portion of their shares redeemed for cash upon the closing of the Business Combination. On August 8, 2023, MTAC held a special meeting of stockholders, at which, holders of an aggregate of 890,499 shares of MTAC's Class A Common Stock elected to exercise their right to redeem their shares for a pro rata portion of the funds in the Company's trust account (the "Trust Account"). As a result, approximately \$9.4 million (approximately \$10.58 per redeemed share) was removed from the Trust Account to pay such holders.

## **Basis of Pro Forma Presentation**

The historical financial information has been adjusted to give pro forma effect to the transaction accounting required for the Business Combination. The adjustments in the unaudited pro forma condensed combined financial information have been identified and presented to provide relevant information necessary for an accurate understanding of the post-combination entity upon the Closing. A pro forma condensed combined balance sheet has been omitted from the pro forma condensed combined financial information presented given the Company's balance sheet data as September 30, 2023 included elsewhere in this prospectus already reflects the Closing.

The unaudited pro forma condensed combined financial information is for illustrative purposes only.

The financial results may have been different had the companies always been combined. You should not rely on the unaudited pro forma condensed combined financial information as being indicative of the historical results that would have been achieved had the companies always been combined or the future results that the post-combination entity will experience. Legacy TriSalus and MTAC have not had any historical relationship prior to the Business Combination. Accordingly, no pro forma adjustments were required to eliminate activities between the companies.

## **Accounting Policies**

Following consummation of the Business Combination, management is performing a comprehensive review of Legacy TriSalus' and MTAC's accounting policies. As a result of the review, management may identify differences between the accounting policies of the two entities which, when conformed, could have a material impact on the financial statements of TriSalus. Based on its initial analysis, management did not identify any differences that would have a material impact on the unaudited pro forma condensed combined financial information. As a result, the unaudited pro forma condensed combined financial information does not assume any differences in accounting policies.

**Unaudited Pro Forma Condensed Combined Statement of Operations**  
**For the Nine Months Ended September 30, 2023**  
(in thousands, except share and per share data)

	TriSalus Historical	MTAC Historical <sup>(1)</sup>	Transaction Adjustments	Pro Forma Combined
Revenue	\$ 12,790	\$ —	\$ —	\$ 12,790
Cost of goods sold	2,023	—	—	2,023
<b>Gross profit</b>	<b>10,767</b>	<b>—</b>	<b>—</b>	<b>10,767</b>
Operating expenses:				
Research and development	21,871	—	—	21,871
Sales and marketing	11,430	—	—	11,430
General and administrative	17,498	4,102	—	21,600
<b>Loss from operations</b>	<b>(40,032)</b>	<b>(4,102)</b>	<b>—</b>	<b>(44,134)</b>
Interest income	187	444	(444)(A)	187
Interest expense	(13)	—	—	(13)
Loss on equity issuance	(4,171)	—	—	(4,171)
Change in fair value of warrant and tranche liabilities	660	(1,326)	(3,511) (B)	(4,177)
Change in fair value of contingent earnout liability	19,904	—		19,904
Gain on conversion of convertible notes	—	1,320		1,320
Other income and expense, net	(56)	—	—	(56)
<b>(Loss) income before income taxes</b>	<b>(23,521)</b>	<b>(3,664)</b>	<b>(3,955)</b>	<b>(31,141)</b>
Income tax expense	8	70	—	78
<b>Net (loss) income</b>	<b>\$ (23,529)</b>	<b>\$ (3,734)</b>	<b>\$ (3,955)</b>	<b>\$ (31,219)</b>
Net (loss) income per share:				
Weighted average shares outstanding of Class A common stock, basic and diluted		3,025,907		
Basic and diluted net income per share, Class A common stock		\$ (0.47)		
Weighted average shares outstanding of Class B common stock, basic and diluted		4,954,955		
Basic and diluted net income per share, Class B common stock		\$ (0.47)		
Weighted average shares outstanding of common stock, basic and diluted	4,749,849			23,191,681
Basic and diluted net loss per share, common stock	\$ (5.68)			\$ (1.45)

(1) The period presented for MTAC is from January 1, 2023, through August 10, 2023, prior to the completion of the Business Combination.

**Unaudited Pro Forma Condensed Combined Statement of Operations**  
**For the Year Ended December 31, 2022**  
(in thousands, except share and per share data)

	TriSalus Historical	MTAC Historical	Transaction Adjustments	Pro Forma Combined
Revenue	\$ 12,398	\$ —	\$ —	\$ 12,398
Cost of goods sold	2,258	—	—	2,258
<b>Gross profit</b>	<b>10,140</b>	<b>—</b>	<b>—</b>	<b>10,140</b>
Operating expenses:				
Research and development	21,358	—	—	21,358
Sales and marketing	12,738	—	—	12,738
General and administrative	12,483	2,746	—	15,229
<b>Loss from operations</b>	<b>(36,439)</b>	<b>(2,746)</b>	<b>—</b>	<b>(39,185)</b>
Interest income	180	3,019	(3,019) (C)	180
Interest expense	(1)	—	—	(1)
Change in fair value of warrant and tranche liabilities	(2,186)	5,837	2,186 (D)	5,837
Loss on equity issuance	(8,312)	—	—	(8,312)
Other income and expense, net	(420)	—	—	(420)
<b>(Loss) income before income taxes</b>	<b>(47,178)</b>	<b>6,110</b>	<b>(833)</b>	<b>(41,901)</b>
Income tax expense	9	571	—	580
<b>Net (loss) income</b>	<b>\$ (47,187)</b>	<b>\$ 5,539</b>	<b>\$ (833)</b>	<b>\$ (42,481)</b>
Net (loss) income per share:				
Weighted average shares outstanding of Class A common stock, basic and diluted		23,358,326		
Basic and diluted net income per share, Class A common stock		\$ 0.19		
Weighted average shares outstanding of Class B common stock, basic and diluted		6,250,000		
Basic and diluted net income per share, Class B common stock		\$ 0.19		
Weighted average shares outstanding of common stock, basic and diluted	309,609			23,191,681
Basic and diluted net loss per share, common stock	\$ (161.55)			\$ (1.97)

## NOTES TO UNAUDITED PRO FORMA CONDENSED COMBINED FINANCIAL INFORMATION

### 1. Basis of Presentation

The pro forma adjustments have been prepared as if the Business Combination had been consummated on January 1, 2022, the beginning of the earliest period presented, in the case of the unaudited pro forma condensed combined statements of operations. A pro forma condensed combined balance sheet has been omitted from the pro forma condensed combined financial information presented given the Company's balance sheet data as September 30, 2023 included elsewhere in this prospectus already reflects the Closing.

The unaudited pro forma condensed combined financial information has been prepared assuming the following methods of accounting in accordance with GAAP.

The Business Combination was accounted for as a reverse recapitalization in accordance with GAAP. Accordingly, for accounting purposes, the Business Combination was treated as the equivalent of TriSalus issuing stock for the net assets of MTAC, accompanied by a recapitalization. The net assets of MTAC was stated at historical cost, with no goodwill or other intangible assets recorded. The financial statements of TriSalus represents a continuation of the financial statements of Legacy TriSalus.

The unaudited pro forma condensed combined financial statements were prepared in accordance with Article 11 of SEC Regulation S-X, as amended by the final rule, Release No. 33-10786, *Amendments to Financial Disclosures about Acquired and Disposed Businesses*. Release No. 33-10786 replaces the existing pro forma adjustment criteria with simplified requirements to depict the accounting for the Business Combination and related transactions ("Transaction Accounting Adjustments"). The unaudited pro forma condensed combined financial information does not give effect to any anticipated synergies, operating efficiencies, tax savings, or cost savings that may be associated with the Business Combination.

The unaudited pro forma condensed combined financial information does not give effect to any tax impacts associated with the pro forma adjustments as such pro forma adjustments result in the generation of additional net operating losses offset by a full valuation allowance recorded on such net operating losses as it is more likely than not that the net operating losses will not be utilized.

The pro forma adjustments reflecting the completion of the Business Combination and related transactions are based on currently available information and assumptions and methodologies that management believes are reasonable under the circumstances. The pro forma adjustments, which are described in the accompanying notes, may be revised as additional information becomes available and is evaluated. Therefore, it is likely that the actual adjustments will differ from the pro forma adjustments, and it is possible the difference may be material. Management believes that its assumptions and methodologies provide a reasonable basis for presenting all of the significant effects of the Business Combination and related transactions based on information available to management at the current time and that the pro forma adjustments give appropriate effect to those assumptions and are properly applied in the unaudited pro forma condensed combined financial information.

The unaudited pro forma condensed combined financial information is not necessarily indicative of what the actual results of operations and financial position would have been had the Business Combination and related transactions taken place on the dates indicated, nor are they indicative of the future consolidated results of operations or financial position of TriSalus. They should be read in conjunction with the historical financial statements and notes thereto of Legacy TriSalus and MTAC.

## 2. Transaction Accounting Adjustments and Assumptions to the Unaudited Pro Forma Condensed Combined Statement of Operations for the Nine Months Ended September 30, 2023

The adjustments included in the unaudited pro forma condensed combined statement of operations for the nine months ended September 30, 2023, are as follows:

- (A) Reflects the elimination of interest earned on investments held in the Trust Account.
- (B) Reflects the elimination of the change in fair value of Legacy TriSalus warrant and tranche liabilities as a result the settlement of the Legacy TriSalus Warrants and expiration of the tranche rights at or immediately prior to the Closing.

## 3. Transaction Accounting Adjustments and Assumptions to the Unaudited Pro Forma Condensed Combined Statement of Operations for the Year Ended December 31, 2022

The adjustments included in the unaudited pro forma condensed combined statement of operations for the year ended December 31, 2022, are as follows:

- (C) Reflects the elimination of interest earned on investments held in the Trust Account.
- (D) Reflects the elimination of the change in fair value of Legacy TriSalus warrant and tranche liabilities as a result the settlement of the Legacy TriSalus Warrants and expiration of the tranche rights at or immediately prior to the Closing.

## 4. Net Loss per Share

The pro forma weighted average shares calculations have been calculated for the nine months ended September 30, 2023 using the historical weighted average shares outstanding, and the issuance of additional shares in connection with the Business Combination, assuming the Business Combination occurred on January 1, 2022. As the Business Combination is being reflected as if it had occurred at the beginning of the periods presented, the calculation of weighted average shares outstanding for both basic and diluted net loss per share assumes that the shares issuable relating to the Business Combination have been outstanding for the entire periods presented. Holders of Legacy TriSalus Common Stock received shares of TriSalus Common Stock in an amount determined by application of the Exchange Ratio.

The 3,125,000 Sponsor Earnout Shares are not considered outstanding from an accounting perspective. Further, due to the fact that the Sponsor Earnout Shares are contingently issuable for accounting purposes based upon TriSalus Common Stock share price reaching specified thresholds that have not yet been achieved, the Sponsor Earnout Shares have been excluded from basic and diluted pro forma net loss per share.

The following potential outstanding securities were excluded from the computation of pro forma net loss per share, basic and diluted, because their effect would have been anti-dilutive, or issuance of such shares is contingent upon the satisfaction of certain conditions which were not satisfied by the end of the period:

	<u>Number of Shares</u>
Sponsor Earnout Shares	3,125,000
Stock Options (formerly TriSalus Options)	1,759,366
Restricted Stock Units (“RSU’s”) (formerly TriSalus RSU’s)	184,018
Public Warrants	8,333,272
Private Placement Warrants	5,933,333
Series A Convertible Preferred Stock	4,015,002





[Table of Contents](#)

The unaudited pro forma condensed combined net loss per share has been prepared for the nine months ended September 30, 2023 and the year ended December 31, 2022 (in thousands, except for share and per share data):

	<b>For the Nine Months Ended September 30, 2023</b>	<b>For the Year Ended December 31, 2022</b>
	<b>Combined Pro Forma</b>	<b>Combined Pro Forma</b>
<b>Numerator</b>		
Pro forma net loss – basic and diluted	\$ (31,219)	\$ (42,481)
Less: Annual 8% cumulative dividend for Convertible Preferred Shareholders	(2,409)	(3,212)
Net loss attributable to common Stockholder	(33,628)	(45,693)
<b>Denominator</b>		
Pro forma weighted average shares of common stock outstanding – basic and diluted <sup>(1)</sup>	23,191,681	23,191,681
<b>Pro forma basic and diluted net loss per share<sup>(1)</sup></b>	<b>\$ (1.45)</b>	<b>\$ (1.97)</b>

- (1) Excludes the effects of potentially dilutive shares from Sponsor Earnout Shares, Series A Convertible Preferred Stock, stock options, public warrants, and Private Placement Warrants from the computation of diluted net loss per share because including them would have had an antidilutive effect.

**INDEX TO FINANCIAL STATEMENTS**  
**MEDTECH ACQUISITION CORPORATION**

	<b>Page</b>
<b>AUDITED FINANCIAL STATEMENTS:</b>	
<a href="#">Report of Independent Registered Public Accounting Firm (WithumSmith+Brown, PC)</a>	F-2
<a href="#">Consolidated Balance Sheets as of December 31, 2022 and 2021</a>	F-3
<a href="#">Consolidated Statements of Operations for the years ended December 31, 2022 and 2021</a>	F-4
<a href="#">Consolidated Statements of Changes in Stockholders' Deficit for the years ended December 31, 2022 and 2021</a>	F-5
<a href="#">Consolidated Statements of Cash Flows for the years ended December 31, 2022 and 2021</a>	F-6
<a href="#">Notes to Consolidated Financial Statements</a>	F-7

**TRISALUS LIFE SCIENCES, INC.**

	<b>Page</b>
<b>UNAUDITED FINANCIAL STATEMENTS:</b>	
<a href="#">Condensed Consolidated Balance Sheets as of September 30, 2023 (Unaudited) and December 31, 2022</a>	F-25
<a href="#">Condensed Consolidated Statements of Operations for the Three Months Ended September 30, 2023 and 2022 (Unaudited)</a>	F-26
<a href="#">Condensed Consolidated Statements of Stockholders' Deficit for the Nine Months Ended September 30, 2023 and 2022 (Unaudited)</a>	F-27
<a href="#">Condensed Consolidated Statements of Cash Flows for the Nine Months Ended September 30, 2023 and 2022 (Unaudited)</a>	F-29
<a href="#">Notes to Consolidated Financial Statements</a>	F-30

	<b>Page</b>
<b>AUDITED FINANCIAL STATEMENTS:</b>	
<a href="#">Report of Independent Registered Public Accounting Firm (KPMG LLP)</a>	F-52
<a href="#">Consolidated Balance Sheets as of December 31, 2022 and 2021</a>	F-53
<a href="#">Consolidated Statements of Operations for the years ended December 31, 2022 and 2021</a>	F-54
<a href="#">Consolidated Statements of Stockholders' Deficit for the years ended December 31, 2022 and 2021</a>	F-55
<a href="#">Consolidated Statements of Cash Flows for the years ended December 31, 2022 and 2021</a>	F-56
<a href="#">Notes to Consolidated Financial Statements</a>	F-57

## **Report of Independent Registered Public Accounting Firm**

To the Stockholders and the Board of Directors of  
Medtech Acquisition Corporation

### **Opinion on the Financial Statements**

We have audited the accompanying balance sheets of Medtech Acquisition Corporation (the “Company”) as of December 31, 2022 and 2021, the related statements of operations, changes in stockholders’ deficit and cash flows for the years then ended, and the related notes (collectively referred to as the “financial statements”). In our opinion, the financial statements present fairly, in all material respects, the financial position of the Company as of December 31, 2022 and 2021, and the results of its operations and its cash flows for the years then ended, in conformity with accounting principles generally accepted in the United States of America.

### **Going Concern**

The accompanying financial statements have been prepared assuming that the Company will continue as a going concern. As discussed in Note 1 to the financial statements, if the Company is unable to raise additional funds to alleviate liquidity needs and complete a business combination by June 22, 2023 then the Company will cease all operations except for the purpose of liquidating. The liquidity condition and date for mandatory liquidation and subsequent dissolution raise substantial doubt about the Company’s ability to continue as a going concern. Management’s plans in regard to these matters are also described in Note 1. The financial statements do not include any adjustments that might result from the outcome of this uncertainty.

### **Basis for Opinion**

These financial statements are the responsibility of the Company’s management. Our responsibility is to express an opinion on the Company’s financial statements based on our audits. We are a public accounting firm registered with the Public Company Accounting Oversight Board (United States) (“PCAOB”) and are required to be independent with respect to the Company in accordance with the U.S. federal securities laws and the applicable rules and regulations of the Securities and Exchange Commission and the PCAOB.

We conducted our audits in accordance with the standards of the PCAOB. Those standards require that we plan and perform the audits to obtain reasonable assurance about whether the financial statements are free of material misstatement, whether due to error or fraud. The Company is not required to have, nor were we engaged to perform, an audit of its internal control over financial reporting. As part of our audits we are required to obtain an understanding of internal control over financial reporting but not for the purpose of expressing an opinion on the effectiveness of the Company’s internal control over financial reporting. Accordingly, we express no such opinion.

Our audits included performing procedures to assess the risks of material misstatement of the financial statements, whether due to error or fraud, and performing procedures that respond to those risks. Such procedures included examining, on a test basis, evidence regarding the amounts and disclosures in the financial statements. Our audits also included evaluating the accounting principles used and significant estimates made by management, as well as evaluating the overall presentation of the financial statements. We believe that our audits provide a reasonable basis for our opinion.

/s/ WithumSmith+Brown, PC

We have served as the Company’s auditor since 2020.

New York, New York  
March 22, 2023



## MEDTECH ACQUISITION CORPORATION

## CONSOLIDATED BALANCE SHEETS

	December 31,	
	2022	2021
<b>ASSETS</b>		
Current assets		
Cash	\$ 153,563	\$ 200,884
Prepaid expenses	206,329	325,000
Total current assets	359,892	525,884
Cash and investments held in Trust Account	19,827,884	250,007,295
<b>TOTAL ASSETS</b>	<b>\$ 20,187,776</b>	<b>\$ 250,533,179</b>
<b>LIABILITIES, CLASS A COMMON STOCK SUBJECT TO POSSIBLE REDEMPTION AND STOCKHOLDERS' DEFICIT</b>		
<b>LIABILITIES</b>		
Current liabilities		
Accounts payable and accrued expenses	\$ 1,442,941	\$ 1,057,616
Due to stockholders	48,135	—
Income taxes payable	27,854	—
Extension Note	39,068	—
Promissory note – related party	944,000	544,000
Total current liabilities	2,501,998	1,601,616
Warrant liabilities	1,061,334	6,898,666
Convertible Promissory Note – related party	1,341,000	—
Deferred underwriting fee payable	8,750,000	8,750,000
<b>TOTAL LIABILITIES</b>	<b>13,654,332</b>	<b>17,250,282</b>
<b>Commitments and Contingencies</b>		
Class A common stock subject to possible redemption, 1,953,422 and 25,000,000 shares at \$10.14 and \$10.00 per share redemption value as of December 31, 2022 and 2021, respectively	19,800,030	250,000,000
<b>STOCKHOLDERS' DEFICIT</b>		
Preferred stock, par value \$0.0001 per share; 1,000,000 shares authorized, none issued and outstanding as of December 31, 2022 and 2021	—	—
Class A common stock, par value \$0.0001 per share; 100,000,000 shares authorized, none issued and outstanding as of December 31, 2022 and 2021	—	—
Class B common stock, par value \$0.0001 per share; 10,000,000 shares authorized; 6,250,000 shares issued and outstanding as of December 31, 2022 and 2021	625	625
Additional paid-in capital	—	—
Accumulated deficit	(13,267,211)	(16,717,728)
<b>TOTAL STOCKHOLDERS' DEFICIT</b>	<b>(13,266,586)</b>	<b>(16,717,103)</b>
<b>TOTAL LIABILITIES, CLASS A COMMON STOCK SUBJECT TO POSSIBLE REDEMPTION AND STOCKHOLDERS' DEFICIT</b>	<b>\$ 20,187,776</b>	<b>\$ 250,533,179</b>

*The accompanying notes are an integral part of these consolidated financial statements.*

## MEDTECH ACQUISITION CORPORATION

## CONSOLIDATED STATEMENTS OF OPERATIONS

	For the Year Ended	
	December 31,	
	2022	2021
General and administrative expenses	\$ 2,746,125	\$ 3,040,714
<b>Loss from operations</b>	<b>(2,746,125)</b>	<b>(3,040,714)</b>
Other income:		
Change in fair value of warrant liabilities	5,837,332	7,744,000
Interest earned on cash and investments held in Trust Account	3,018,726	63,997
<b>Total other income</b>	<b>8,856,058</b>	<b>7,807,997</b>
Income before provision for income taxes	6,109,933	4,767,283
Provision for income taxes	(570,854)	—
<b>Net income</b>	<b>\$ 5,539,079</b>	<b>\$ 4,767,283</b>
Weighted average shares outstanding of Class A common stock	23,358,326	25,000,000
<b>Basic and diluted net income per share, Class A common stock</b>	<b>\$ 0.19</b>	<b>\$ 0.15</b>
Weighted average shares outstanding of Class B common stock	6,250,000	6,250,000
<b>Basic and diluted net income per share, Class B common stock</b>	<b>\$ 0.19</b>	<b>\$ 0.15</b>

*The accompanying notes are an integral part of these consolidated financial statements.*

MEDETECH ACQUISITION CORPORATION

CONSOLIDATED STATEMENTS OF CHANGES IN STOCKHOLDERS' DEFICIT  
FOR THE YEARS ENDED DECEMBER 31, 2022 AND 2021

	Class B Common Stock		Additional Paid-in Capital	Accumulated Deficit	Total Stockholders' Deficit
	Shares	Amount			
<b>Balance — January 1, 2021</b>	<b>6,250,000</b>	<b>\$ 625</b>	<b>\$ —</b>	<b>\$(21,485,011)</b>	<b>\$ (21,484,386)</b>
Net income	—	—	—	4,767,283	4,767,283
<b>Balance — December 31, 2021</b>	<b>6,250,000</b>	<b>625</b>	<b>—</b>	<b>(16,717,728)</b>	<b>(16,717,103)</b>
Investment pursuant to business combination agreement	—	—	82,741	—	82,741
Accretion for Class A common stock to redemption amount	—	—	(82,741)	(2,088,562)	(2,171,303)
Net income	—	—	—	5,539,079	5,539,079
<b>Balance — December 31, 2022</b>	<b>6,250,000</b>	<b>\$ 625</b>	<b>\$ —</b>	<b>\$(13,267,211)</b>	<b>\$ (13,266,586)</b>

*The accompanying notes are an integral part of these consolidated financial statements.*

MEYTECH ACQUISITION CORPORATION

CONSOLIDATED STATEMENTS OF CASH FLOWS

	For the Year Ended December 31,	
	2022	2021
<b>Cash Flows from Operating Activities:</b>		
Net income	\$ 5,539,079	\$ 4,767,283
Adjustments to reconcile net income to net cash used in operating activities:		
Change in fair value of warrant liabilities	(5,837,332)	(7,744,000)
Interest earned on cash and investments held in Trust Account	(3,018,726)	(63,997)
Changes in operating assets and liabilities:		
Prepaid expenses	118,671	348,200
Accounts payable and accrued expenses	385,325	954,400
Due to stockholders	48,135	—
Income taxes payable	27,854	—
<b>Net cash used in operating activities</b>	<b>(2,736,994)</b>	<b>(1,738,114)</b>
<b>Cash Flows from Investing Activities:</b>		
Investment of cash into Trust Account	(78,136)	—
Cash withdrawn from Trust Account to pay franchise and income taxes	905,000	60,000
Cash withdrawn from Trust Account in connection with redemptions	232,371,273	—
<b>Net cash provided by investing activities</b>	<b>233,198,137</b>	<b>60,000</b>
<b>Cash Flows from Financing Activities:</b>		
Proceeds from promissory note	39,068	—
Proceeds from promissory note – related party	400,000	544,000
Proceeds from Convertible Promissory Note – related party	1,341,000	—
Extension capital contribution from TriSalus	82,741	—
Redemptions of Class A common stock	(232,371,273)	—
<b>Net cash (used in) provided by financing activities</b>	<b>(230,508,464)</b>	<b>544,000</b>
<b>Net Change in Cash</b>	<b>(47,321)</b>	<b>(1,134,114)</b>
Cash — Beginning of year	200,884	1,334,998
<b>Cash — End of year</b>	<b>\$ 153,563</b>	<b>\$ 200,884</b>
<b>Supplemental disclosure of cash flow information:</b>		
Cash paid for income taxes	\$ 543,000	\$ —

*The accompanying notes are an integral part of the financial statements.*



**MEDTECH ACQUISITION CORPORATION**  
**NOTES TO THE CONSOLIDATED FINANCIAL STATEMENTS**  
**DECEMBER 31, 2022**

**NOTE 1. DESCRIPTION OF ORGANIZATION AND BUSINESS OPERATIONS**

MedTech Acquisition Corporation (the “Company”) was incorporated in Delaware on September 11, 2020. The Company was formed for the purpose of effecting a merger, capital stock exchange, asset acquisition, stock purchase, reorganization or similar business combination with one or more businesses (the “Business Combination”).

The Company is not limited to a particular industry or sector for purposes of consummating a Business Combination. The Company is an early stage and emerging growth company and, as such, the Company is subject to all of the risks associated with early stage and emerging growth companies. The Company has one wholly-owned subsidiary that was created on November 9, 2022, MTAC Merger Sub, Inc, a Delaware corporation (“Merger Sub”).

As of December 31, 2022, the Company had not commenced any operations. All activity from inception through December 31, 2022, relates to the Company’s formation, the initial public offering (“Initial Public Offering”), which is described below, and subsequent to the Initial Public Offering, identifying a target company for a Business Combination, including the terminated Memic Business Combination and the Merger Agreement with TriSalus (as defined and more fully described in Note 6). The Company will not generate any operating revenues until after the completion of its initial Business Combination, at the earliest. The Company generates non-operating income in the form of interest income from the proceeds derived from the Initial Public Offering, held in the Trust Account.

The registration statements for the Company’s Initial Public Offering were declared effective on December 17, 2020. On December 22, 2020, the Company consummated the Initial Public Offering of 25,000,000 units (the “Units” and, with respect to the Class A common stock included in the Units sold, the “Public Shares”), which includes the partial exercise by the underwriter of its over-allotment option in the amount of 3,000,000 Units, at \$10.00 per Unit, generating gross proceeds of \$250,000,000 which is described in Note 3.

Simultaneously with the closing of the Initial Public Offering, the Company consummated the sale of 4,933,333 warrants (the “Private Placement Warrants”) at a price of \$1.50 per Private Placement Warrant in a private placement to MedTech Acquisition Sponsor LLC (the “Sponsor”), generating gross proceeds of \$7,400,000, which is described in Note 4.

Following the closing of the Initial Public Offering on December 22, 2020, an amount of \$250,000,000 (\$10.00 per Unit) from the net proceeds of the sale of the Units in the Initial Public Offering and the sale of the Private Placement Warrants was placed in a trust account (the “Trust Account”), located in the United States and invested only in U.S. government securities, within the meaning set forth in Section 2(a)(16) of the Investment Company Act of 1940, as amended (the “Investment Company Act”), with a maturity of 185 days or less or in any open-ended investment company that holds itself out as a money market fund selected by the Company meeting certain conditions of Rule 2a-7 of the Investment Company Act, as determined by the Company, until the earlier of (i) the completion of a Business Combination and (ii) the distribution of the funds held in the Trust Account, as described below.

Transaction costs amounted to \$14,161,525, consisting of \$5,000,000 in cash underwriting fees, \$8,750,000 of deferred underwriting fees and \$411,525 of other offering costs.

The Company’s management has broad discretion with respect to the specific application of the net proceeds of the Initial Public Offering and the sale of Private Placement Warrants, although substantially all of the net proceeds are intended to be applied generally toward consummating a Business Combination. There is no assurance that the Company will be able to complete a Business Combination successfully. The Company must complete one or more initial Business Combinations with one or more operating businesses or assets with a fair market value equal to at least 80% of the net assets held in the Trust Account (excluding the amount of deferred underwriting discounts held in trust

and net of taxes payable). The Company will only complete a Business Combination if the post-transaction company owns or acquires 50% or more of the outstanding voting securities of the target or otherwise acquires a

## [Table of Contents](#)

controlling interest in the target business sufficient for it not to be required to register as an investment company under the Investment Company Act.

The Company will provide the holders of the outstanding Public Shares (the “Public Stockholders”) with the opportunity to redeem all or a portion of their Public Shares upon the completion of a Business Combination either (i) in connection with a stockholder meeting called to approve the Business Combination or (ii) by means of a tender offer. The decision as to whether the Company will seek stockholder approval of a Business Combination or conduct a tender offer will be made by the Company. The Public Stockholders will be entitled to redeem their Public Shares for a pro rata portion of the amount then in the Trust Account (initially anticipated to be \$10.00 per Public Share, plus any pro rata interest then in the Trust Account, net of taxes payable). There will be no redemption rights upon the completion of a Business Combination with respect to the Company’s warrants.

The Company will only proceed with a Business Combination if the Company has net tangible assets of at least \$5,000,001 following any related redemptions and, if the Company seeks stockholder approval, a majority of the shares voted are voted in favor of the Business Combination. If a stockholder vote is not required by applicable law or stock exchange listing requirements and the Company does not decide to hold a stockholder vote for business or other reasons, the Company will, pursuant to its Amended and Restated Certificate of Incorporation (the “Certificate of Incorporation”), conduct the redemptions pursuant to the tender offer rules of the U.S. Securities and Exchange Commission (“SEC”) and file tender offer documents with the SEC prior to completing a Business Combination. If, however, stockholder approval of the transaction is required by applicable law or stock exchange listing requirements, or the Company decides to obtain stockholder approval for business or other reasons, the Company will offer to redeem shares in conjunction with a proxy solicitation pursuant to the proxy rules and not pursuant to the tender offer rules. If the Company seeks stockholder approval in connection with a Business Combination, the Sponsor has agreed to vote its Founder Shares (as defined in Note 5) and any Public Shares purchased during or after the Initial Public Offering in favor of approving a Business Combination. Additionally, each Public Stockholder may elect to redeem their Public Shares without voting, and if they do vote, irrespective of whether they vote for or against the proposed transaction.

Notwithstanding the foregoing, if the Company seeks stockholder approval of a Business Combination and it does not conduct redemptions pursuant to the tender offer rules, the Certificate of Incorporation will provide that a Public Stockholder, together with any affiliate of such stockholder or any other person with whom such stockholder is acting in concert or as a “group” (as defined under Section 13 of the Securities Exchange Act of 1934, as amended (the “Exchange Act”)), will be restricted from redeeming its shares with respect to more than an aggregate of 15% of the Public Shares, without the prior consent of the Company.

The Sponsor has agreed (a) to waive its redemption rights with respect to the Founder Shares and Public Shares held by it in connection with the completion of a Business Combination, (b) to waive its liquidation rights with respect to the Founder Shares if the Company fails to complete a Business Combination by June 22, 2023 (or such earlier date as determined by the board of directors of the Company (the “Board”)) and (c) not to propose an amendment to the Certificate of Incorporation (i) to modify the substance or timing of the Company’s obligation to allow redemptions in connection with a Business Combination or to redeem 100% of its Public Shares if the Company does not complete a Business Combination within the Combination Period (as defined below) or (ii) with respect to any other provision relating to stockholders’ rights or pre-business combination activity, unless the Company provides the Public Stockholders with the opportunity to redeem their Public Shares in conjunction with any such amendment. However, if the Sponsor acquires Public Shares in or after the Initial Public Offering, such Public Shares will be entitled to liquidating distributions from the Trust Account if the Company fails to complete a Business Combination within the Combination Period.

The Company will have until June 22, 2023 (or such earlier date as determined by the Board) to complete a Business Combination (the “Combination Period”). If the Company has not completed a Business Combination within the Combination Period, the Company will (i) cease all operations except for the purpose of winding up, (ii) as promptly as reasonably possible but not more than ten business days thereafter, redeem the Public Shares, at a per-share price, payable in cash, equal to the aggregate amount then on deposit in the Trust Account, including interest earned on the funds held in the Trust Account and not previously released to pay taxes (less up to \$100,000 of interest to pay dissolution expenses), divided by the number of then outstanding Public Shares, which redemption will completely extinguish Public Stockholders’ rights as stockholders (including the right to receive further liquidating distributions, if

any), and (iii) as promptly as reasonably possible following such redemption, subject to the approval of the Company's remaining stockholders and the Board, dissolve and liquidate, subject in each case to the Company's obligations under Delaware law to provide for claims of creditors and the requirements of other applicable law. There will be no redemption rights or liquidating distributions with respect to the Company's warrants, which will expire worthless if the Company fails to complete a Business Combination within the Combination Period.

## [Table of Contents](#)

On December 12, 2022, the Company held a special meeting in lieu of the 2022 annual meeting of stockholders. At the meeting, the Company's stockholders approved an amendment to the Company's Amended and Restated Certificate of Incorporation (the "Extension Amendment") to extend the date by which the Company must consummate its initial business combination from December 22, 2022 to June 22, 2023 (or such earlier date as determined by the Board). The Company filed the Extension Amendment with the Secretary of State of the State of Delaware on December 12, 2022.

In order to protect the amounts held in the Trust Account, the Sponsor has agreed to be liable to the Company if and to the extent any claims by a third party for services rendered or products sold to the Company, or a prospective target business with which the Company has discussed entering into a transaction agreement, reduce the amount of funds in the Trust Account to below the lesser of (i) \$10.00 per Public Share and (ii) the actual amount per Public Share held in the Trust Account as of the date of the liquidation of the Trust Account, if less than \$10.00 per public Share due to reductions in the value of the trust assets, less taxes payable, provided that such liability will not apply to any claims by a third party or prospective target business who executed a waiver of any and all rights to monies held in the Trust Account nor will it apply to any claims under the Company's indemnity of the underwriters of the Initial Public Offering against certain liabilities, including liabilities under the Securities Act of 1933, as amended (the "Securities Act"). Moreover, in the event that an executed waiver is deemed to be unenforceable against a third party, the Sponsor will not be responsible to the extent of any liability for such third-party claims. The Company will seek to reduce the possibility that the Sponsor will have to indemnify the Trust Account due to claims of creditors by endeavoring to have all vendors, service providers (except for the Company's independent registered public accounting firm), prospective target businesses and other entities with which the Company does business, execute agreements with the Company waiving any right, title, interest or claim of any kind in or to monies held in the Trust Account.

### ***Liquidity and Going Concern***

The accompanying financial statements have been prepared assuming the Company will continue as a going concern, which contemplates, among other things, the realization of assets and satisfaction of liabilities in the normal course of business. As of December 31, 2022, the Company had \$153,563 in its operating bank account and working capital deficit of \$2,114,252, which excludes \$27,854 of income taxes payable.

In addition, in order to finance transaction costs in connection with a Business Combination, the Sponsor or an affiliate of the Sponsor, or certain of the Company's officers and directors may, but are not obligated to, provide the Company Working Capital Loans (see Note 5).

On December 30, 2021, the Company issued an unsecured promissory note to the Sponsor in the principal amount of \$544,000 (the "2021 Promissory Note"). The 2021 Promissory Note, as described in Note 5, does not bear interest and matures upon closing of the Company's initial Business Combination. As of December 31, 2022 and 2021, there was \$544,000 outstanding under the 2021 Promissory Note.

On January 28, 2022, the Company issued an unsecured promissory note in the principal amount of up to \$400,000 to the Sponsor (the "2022 Promissory Note"). The 2022 Promissory Note, as described in Note 5, does not bear interest and matures upon closing of the Company's initial Business Combination. As of December 31, 2022 and 2021, there was \$400,000 and \$0 outstanding under the 2022 Promissory Note, respectively.

On May 24, 2022, the Company issued the Convertible Promissory Note (as defined in Note 5) in the principal amount of up to \$1,500,000 to the Sponsor. As of December 31, 2022 and 2021, there were amounts of \$1,341,000 and \$0 outstanding under the Convertible Promissory Note, respectively.

On December 16, 2022, the Company issued a promissory note in the aggregate principal amount of up to \$468,821 to the Sponsor (the "Extension Note"), pursuant to which the Sponsor agreed to loan to the Company up to \$468,821 (the "Extension Funds") to deposit into the Company's trust account (the "Trust Account") for the shares of Class A common stock of the Company (the "Public Shares") that were not redeemed in connection with the extension of the Company's termination date from December 22, 2022 to June 22, 2023 or such earlier date as determined by the Board (the "Extension"). The Extension Note, as described in Note 5, does not bear interest and is repayable in full upon the date of the consummation of an initial business combination. As of December 31, 2022 and 2021, there were the amounts of \$39,068 and \$0 outstanding under Extension Note, respectively.



## [Table of Contents](#)

The Company will deposit \$0.04 per share into the Trust Account for each month (commencing on December 23, 2022 and ending on the 22nd day of each subsequent month) (the “Extension Deposit”), or portion thereof, that is needed by the Company to complete an initial business combination until June 22, 2023 or such earlier date as determined by the Board (the “Extension”).

Pursuant to the Merger Agreement, TriSalus has agreed to pay, as a transactional expense and not as a loan, for 50% of the costs incurred by the Company in connection with the preparation and filing of applicable proxy materials and the holding of the Meeting (as defined below) (TriSalus’ portion of such fees, the “TriSalus Extension Fees”), in addition to 50% of the amounts deposited into the Trust Account in connection with the Extension, with the remainder to be funded by the Sponsor and/or its designee in the form of a loan to the Company; provided that TriSalus’ obligation to pay the TriSalus Extension Fees and its portion of the deposits for the Extension will terminate immediately at the earliest to occur of (i) the closing date of the TriSalus Business Combination and (ii) the valid termination of the Merger Agreement. Upon such termination, the Company will have no obligation to repay the TriSalus Extension Fees or any portion of the Extension Funds paid by TriSalus.

On December 16, 2022, the Company issued an unsecured promissory note in the principal amount of up to \$1,000,000 (the “Working Capital Note”) to the Sponsor for working capital purposes, which may be drawn down from time to time upon request by the Company. The Working Capital Note does not bear interest and the principal amount will not be payable if the Company fails to complete its initial business combination within the required time period as set forth in its amendment and restated certificate of incorporation, as amended from time to time. As of December 31, 2022 and 2021, there was no outstanding amount under the Working Capital Note.

In connection with the Company’s assessment of going concern considerations in accordance with Financial Accounting Standards Board (“FASB”) Accounting Standards Update (“ASU”) Topic 2014-15, “Disclosures of Uncertainties about an Entity’s Ability to Continue as a Going Concern,” the Company has until June 22, 2023, to consummate a Business Combination. It is uncertain that the Company will be able to consummate a Business Combination by this time. If a Business Combination is not consummated by this date, there will be a mandatory liquidation and subsequent dissolution of the Company. Management has determined that the liquidity condition and mandatory liquidation, should a Business Combination not occur, and potential subsequent dissolution raises substantial doubt about the Company’s ability to continue as a going concern. Management plans to consummate a business combination prior to the mandatory liquidation date. No adjustments have been made to the carrying amounts of assets or liabilities should the Company be required to liquidate after June 22, 2023.

### ***Risks and Uncertainties***

Management continues to evaluate the impact of the COVID-19 pandemic on the industry and has concluded that while it is reasonably possible that the virus could have a negative effect on the Company’s financial position, results of its operations and/or search for a target company, the specific impact is not readily determinable as of the date of the financial statement. The financial statement does not include any adjustments that might result from the outcome of this uncertainty.

In February 2022, the Russian Federation and Belarus commenced a military action with the country of Ukraine. As a result of this action, various nations, including the United States, have instituted economic sanctions against the Russian Federation and Belarus. Further, the impact of this action and related sanctions on the world economy is not determinable as of the date of these financial statements, and the specific impact on the Company’s financial condition, results of operations, and cash flows is also not determinable as of the date of these financial statements.

### ***Inflation Reduction Act of 2022***

On August 16, 2022, the Inflation Reduction Act of 2022 (the “IR Act”) was signed into federal law. The IR Act provides for, among other things, a new U.S. federal 1% excise tax on certain repurchases of stock by publicly traded U.S. domestic corporations and certain U.S. domestic subsidiaries of publicly traded foreign corporations occurring on or after January 1, 2023. The excise tax is imposed on the repurchasing corporation itself, not its shareholders from which shares are repurchased. The amount of the excise tax is generally 1% of the fair market value of the shares repurchased at the time of the repurchase. However, for purposes of calculating the excise tax, repurchasing

corporations are permitted to net the fair market value of certain new stock issuances against the fair market value of stock repurchases during the same taxable year. In addition, certain exceptions apply to the excise tax. The U.S. Department of the Treasury (the “Treasury”) has been given authority to provide regulations and other guidance to carry out and prevent the abuse or avoidance of the excise tax.



## [Table of Contents](#)

Any redemption or other repurchase that occurs after December 31, 2022, in connection with a Business Combination, a vote by the stockholders to extend the period of time to complete the Company's initial Business Combination (the "extension vote") or otherwise, may be subject to the excise tax. Whether and to what extent the Company would be subject to the excise tax in connection with a Business Combination, extension vote or otherwise would depend on a number of factors, including (i) the fair market value of the redemptions and repurchases in connection with the Business Combination, extension or otherwise, (ii) the structure of a Business Combination, (iii) the nature and amount of any "PIPE" or other equity issuances in connection with a Business Combination (or otherwise issued not in connection with a Business Combination but issued within the same taxable year of a Business Combination) and (iv) the content of regulations and other guidance from the Treasury. In addition, because the excise tax would be payable by the Company and not by the redeeming holder, the mechanics of any required payment of the excise tax have not been determined. The foregoing could cause a reduction in the cash available on hand to complete a Business Combination and in the Company's ability to complete a Business Combination.

### **NOTE 2. SUMMARY OF SIGNIFICANT ACCOUNTING POLICIES**

#### ***Basis of Presentation***

The accompanying financial statements are presented in U.S. dollars and have been prepared in accordance with accounting principles generally accepted in the United States of America ("GAAP") and pursuant to the accounting and disclosure rules and regulations of the Securities and Exchange Commission (the "SEC").

#### ***Principles of Consolidation***

The accompanying consolidated financial statements include the accounts of the Company and its wholly-owned subsidiary, which were formed on November 9, 2022. All significant intercompany balances and transactions have been eliminated in consolidation.

#### ***Emerging Growth Company***

The Company is an "emerging growth company," as defined in Section 2(a) of the Securities Act of 1933, as amended (the "Securities Act"), as modified by the Jumpstart Our Business Startups Act of 2012 (the "JOBS Act"), and it may take advantage of certain exemptions from various reporting requirements that are applicable to other public companies that are not emerging growth companies including, but not limited to, not being required to comply with the independent registered public accounting firm attestation requirements of Section 404 of the Sarbanes-Oxley Act, reduced disclosure obligations regarding executive compensation in its periodic reports and proxy statements, and exemptions from the requirements of holding a nonbinding advisory vote on executive compensation and stockholder approval of any golden parachute payments not previously approved.

Further, Section 102(b)(1) of the JOBS Act exempts emerging growth companies from being required to comply with new or revised financial accounting standards until private companies (that is, those that have not had a Securities Act registration statement declared effective or do not have a class of securities registered under the Exchange Act) are required to comply with the new or revised financial accounting standards. The JOBS Act provides that a company can elect to opt out of the extended transition period and comply with the requirements that apply to non-emerging growth companies but any such election to opt out is irrevocable. The Company has elected not to opt out of such extended transition period which means that when a standard is issued or revised and it has different application dates for public or private companies, the Company, as an emerging growth company, can adopt the new or revised standard at the time private companies adopt the new or revised standard. This may make comparison of the Company's financial statements with another public company which is neither an emerging growth company nor an emerging growth company which has opted out of using the extended transition period difficult or impossible because of the potential differences in accounting standards used.

#### ***Use of Estimates***

The preparation of the financial statements in conformity with GAAP requires the Company's management to make estimates and assumptions that affect the reported amounts of assets and liabilities and disclosure of contingent assets

and liabilities at the date of the financial statements and the reported amounts of revenues and expenses during the reporting periods.

## [Table of Contents](#)

Making estimates requires management to exercise significant judgment. It is at least reasonably possible that the estimate of the effect of a condition, situation or set of circumstances that existed at the date of the financial statement, which management considered in formulating its estimate, could change in the near term due to one or more future confirming events. One of the more significant accounting estimates included in these financial statements is the determination of the fair value of the warrant liabilities. Such estimates may be subject to change as more current information becomes available and accordingly the actual results could differ significantly from those estimates.

### ***Cash and Cash Equivalents***

The Company considers all short-term investments with an original maturity of three months or less when purchased to be cash equivalents. The Company had \$153,563 and \$200,884 of cash as of December 31, 2022 and 2021, respectively, and no cash equivalents.

### ***Cash and Investments Held in Trust Account***

The Company classifies its U.S. Treasury and equivalent securities as held to maturity in accordance with FASB Accounting Standard Codification (“ASC”) Topic 320, “Investments – Debt and Equity Securities.” Held-to-maturity securities are those securities which the Company has the ability and intent to hold until maturity. Held-to-maturity treasury securities are recorded at amortized cost on the accompanying consolidated balance sheets and adjusted for the amortization or accretion of premiums or discounts.

At December 31, 2022, substantially all of the assets held in the Trust Account were held in a demand deposit account held by Continental Stock Transfer & Trust Company. At December 31, 2021, substantially all of the assets held in the Trust Account were held in money market funds which invest primarily in U.S. Treasury securities. The money market funds are presented at fair value within the accompanying consolidated balance sheets, and fair value of the investments in the Trust Account is equal to the amortized cost basis of the money market funds.

### ***Class A Common Stock Subject to Possible Redemption***

The Company accounts for its Class A common stock subject to possible redemption in accordance with the guidance in ASC Topic 480, “Distinguishing Liabilities from Equity.” Shares of Class A common stock subject to mandatory redemption are classified as a liability instrument and are measured at fair value. Conditionally redeemable common stock (including common stock that features redemption rights that are either within the control of the holder or subject to redemption upon the occurrence of uncertain events not solely within the Company’s control) is classified as temporary equity. At all other times, common stock is classified as stockholders’ equity. The Company’s Class A common stock features certain redemption rights that are considered to be outside of the Company’s control and subject to occurrence of uncertain future events.

In connection with the special meeting in lieu of the 2022 annual meeting of stockholders held by the Company on December 12, 2022, stockholders holding 23,046,578 Public Shares exercised their right to redeem their shares for a pro rata portion of the funds in the Trust Account. As a result, approximately \$232.37 million (approximately \$10.08 per Public Share) was removed from the Trust Account to pay such holders and approximately \$19.70 million remains in the Trust Account. Following redemptions, the Company has 1,953,422 Public Shares outstanding. \$78,137 was deposited into the Trust Account of which 50% was be drawn down under the Extension Note and 50% was funded by TriSalus.

Accordingly, at December 31, 2022 and 2021, 1,953,422 and 25,000,000 shares of Class A common stock subject to possible redemption are presented at \$10.14 and \$10.00 redemption value, respectively, as temporary equity, outside of the stockholders’ deficit section of the Company’s consolidated balance sheets.

The Company recognizes changes in redemption value immediately as they occur and adjusts the carrying value of redeemable shares of common stock to equal the redemption value at the end of each reporting period. This method would view the end of the reporting period as if it were also the redemption date for the security.



## [Table of Contents](#)

Immediately upon the closing of the Initial Public Offering, the Company recognized the accretion from initial book value to redemption amount value. Increases or decreases in the carrying amount of redeemable common stock are affected by charges against additional paid-in capital and accumulated deficit.

At December 31, 2022 and 2021, the Class A common stock subject to possible redemption reflected in the consolidated balance sheets is reconciled in the following table:

Class A common stock subject to possible redemption, January 1, 2021	\$ 250,000,000
Plus:	
Accretion of carrying value to redemption value	
<b>Class A common stock subject to possible redemption, December 31, 2021</b>	<b>250,000,000</b>
Less:	
Redemptions of Class A common stock	(232,371,273)
Plus:	
Accretion of carrying value to redemption value	2,093,167
Extension Deposit	78,136
<b>Class A common stock subject to possible redemption, December 31, 2022</b>	<b>\$ 19,800,030</b>

### ***Offering Costs***

Offering costs consisted of legal, accounting and other expenses incurred through the Initial Public Offering that were directly related to the Initial Public Offering. Offering costs were allocated to the separable financial instruments issued in the Initial Public Offering based on a relative fair value basis, compared to total proceeds received. Offering costs allocated to warrant liabilities were expensed as incurred in the statements of operations. Offering costs associated with the Class A common stock issued were initially charged to temporary equity and then accreted to common stock subject to redemption upon the completion of the Initial Public Offering. A total of \$14,161,525 in offering costs was incurred. Of these offering costs, \$13,638,664 was related to the Initial Public Offering and charged to Class A Common Stock subject to possible redemption. Offering costs allocable to Public Warrants (as defined below) and Private Placement Warrants were \$514,106 and \$8,755, respectively, and expensed at the date of Initial Public Offering.

### ***Warrant Liabilities***

The Company does not use derivative instruments to hedge exposures to cash flow, market, or foreign currency risks. The Company evaluates all of its financial instruments, including issued stock purchase warrants, to determine if such instruments are derivatives or contain features that qualify as embedded derivatives, pursuant to ASC 480 and ASC Topic 815, "Derivatives and Hedging" ("ASC 815"). For derivative financial instruments that are accounted for as liabilities, the derivative instrument is initially recorded at its fair value on the grant date and is then re-valued at each reporting date, with changes in the fair value reported in the statements of operations. The classification of derivative instruments, including whether such instruments should be recorded as liabilities or as equity, is evaluated at the end of each reporting period. Derivative liabilities are classified in the balance sheets as current or non-current based on whether or not net-cash settlement or conversion of the instrument could be required within 12 months of the balance sheet date. The Company accounts for the Public Warrants and Private Placement Warrants (together with the Public Warrants, the "Warrants") in accordance with the guidance contained in ASC 815-40 under which the Warrants do not meet the criteria for equity treatment and must be recorded as liabilities. Accordingly, the Company classifies the Warrants as liabilities at their fair value and adjusts the Warrants to fair value at each reporting period. This liability is subject to re-measurement at each balance sheet date until exercised, and any change in fair value is recognized in the statements of operations. The Private Placement Warrants were initially and subsequently valued using a Monte Carlo Simulation Model. The Public Warrants for periods where no observable traded price was available were also valued using a Monte Carlo simulation Model. For periods subsequent to the detachment of the Public Warrants from the Units, the Public Warrant quoted market price was used as the fair value as of each relevant date.

### ***Income Taxes***

The Company accounts for income taxes under ASC Topic 740, “Income Taxes” (“ASC 740”). ASC 740 requires the recognition of deferred tax assets and liabilities for both the expected impact of differences between the financial statements and tax basis of assets

## [Table of Contents](#)

and liabilities and for the expected future tax benefit to be derived from tax loss and tax credit carryforwards. ASC 740 additionally requires a valuation allowance to be established when it is more likely than not that all or a portion of deferred tax assets will not be realized.

ASC 740-270-25-2 requires that an annual effective tax rate be determined and such annual effective rate applied to year to date income in interim periods under ASC 740-270-30-5. As of December 31, 2022 and 2021, the Company's deferred tax asset had a full valuation allowance recorded against it. The Company's effective tax rate was 9.34% and 0% for the years ended December 31, 2022 and 2021, respectively. The effective tax rate differs from the statutory tax rate of 21% for the years ended December 31, 2022 and 2021, due to changes in fair value in warrant liability and the valuation allowance on the deferred tax assets.

ASC 740 also clarifies the accounting for uncertainty in income taxes recognized in an enterprise's financial statements and prescribes a recognition threshold and measurement process for financial statement recognition and measurement of a tax position taken or expected to be taken in a tax return. For those benefits to be recognized, a tax position must be more likely than not to be sustained upon examination by taxing authorities. ASC 740 also provides guidance on derecognition, classification, interest and penalties, accounting in interim period, disclosure and transition.

The Company recognizes accrued interest and penalties related to unrecognized tax benefits as income tax expense. There were no unrecognized tax benefits and no amounts accrued for interest and penalties as of December 31, 2022 and 2021. The Company is currently not aware of any issues under review that could result in significant payments, accruals or material deviation from its position.

The Company has been subject to income taxation by major taxing authorities since inception. These examinations may include questioning the timing and amount of deductions, the nexus of income among various tax jurisdictions and compliance with federal and state tax laws. The Company's management does not expect that the total amount of unrecognized tax benefits will materially change over the next twelve months or material deviation from its position. The Company is subject to income tax examinations by major taxing authorities since inception.

### ***Net Income per Common Stock***

The Company complies with accounting and disclosure requirements of ASC Topic 260, "Earnings Per Share". Net income per share of common stock is computed by dividing net income by the weighted average number of common stock outstanding for the period. The Company has two classes of common stock, which are referred to as Class A common stock and Class B common stock. Income and losses are shared pro rata between the two classes of common stock, which assumes a business combination as to be the most likely outcome. Accretion associated with the redeemable shares of Class A common stock is excluded from earnings per share as the redemption value approximates fair value. The calculation of diluted income per share does not consider the effect of the warrants issued in connection with the (i) Initial Public Offering, and (ii) the private placement since the exercise of the warrants is contingent upon the occurrence of future events. The warrants are exercisable to purchase 13,266,666 shares of Class A common stock in the aggregate. As of December 31, 2022 and 2021, the Company did not have any other dilutive securities or other contracts that could, potentially, be exercised or converted into common stock and then share in the earnings of the Company. As a result, diluted net income per common stock is the same as basic net income per common stock for the periods presented.

The following table reflects the calculation of basic and diluted net income per common stock (in dollars, except share and per share amounts):

	For the Year Ended December 31,			
	2022		2021	
	Class A	Class B	Class A	Class B
<i>Basic and diluted net income per share of common stock</i>				
Numerator:				
Allocation of net income	\$ 4,369,839	\$ 1,169,240	\$ 3,813,826	\$ 953,457
Denominator:				
Basic and diluted weighted average shares outstanding	<u>23,358,326</u>	<u>6,250,000</u>	<u>25,000,000</u>	<u>6,250,000</u>

Basic and diluted net income per share of common stock    \$     0.19    \$     0.19    \$     0.15    \$     0.15



## [Table of Contents](#)

### ***Concentration of Credit Risk***

Financial instruments that potentially subject the Company to concentrations of credit risk consist of a cash account in a financial institution, which, at times, may exceed the Federal Deposit Insurance Coverage of \$250,000. Any loss incurred or a lack of access to such funds could have a significant adverse impact on the Company's financial condition, results of operations and cash flows.

### ***Fair Value of Financial Instruments***

The fair value of the Company's assets and liabilities, which qualify as financial instruments under ASC Topic 820, "Fair Value Measurement," approximates the carrying amounts represented in the accompanying consolidated balance sheets, primarily due to their short-term nature, except for the Warrant Liabilities (See Note 10).

Fair value is defined as the price that would be received for sale of an asset or paid for transfer of a liability in an orderly transaction between market participants at the measurement date. GAAP establishes a three-tier fair value hierarchy, which prioritizes the inputs used in measuring fair value. The hierarchy gives the highest priority to unadjusted quoted prices in active markets for identical assets or liabilities (Level 1 measurements) and the lowest priority to unobservable inputs (Level 3 measurements). These tiers include:

- Level 1, defined as observable inputs such as quoted prices (unadjusted) for identical instruments in active markets;
- Level 2, defined as inputs other than quoted prices in active markets that are either directly or indirectly observable such as quoted prices for similar instruments in active markets or quoted prices for identical or similar instruments in markets that are not active; and
- Level 3, defined as unobservable inputs in which little or no market data exists, therefore requiring an entity to develop its own assumptions, such as valuations derived from valuation techniques in which one or more significant inputs or significant value drivers are unobservable.

In some circumstances, the inputs used to measure fair value might be categorized within different levels of the fair value hierarchy. In those instances, the fair value measurement is categorized in its entirety in the fair value hierarchy based on the lowest level input that is significant to the fair value measurement.

### ***Recent Accounting Standards***

In August 2020, the FASB issued ASU Topic 2020-06, "Debt — Debt with Conversion and Other Options (Subtopic 470-20) and Derivatives and Hedging — Contracts in Entity's Own Equity (Subtopic 815-40)" ("ASU 2020-06"), to simplify accounting for certain financial instruments. ASU 2020-06 eliminates the current models that require separation of beneficial conversion and cash conversion features from convertible instruments and simplifies the derivative scope exception guidance pertaining to equity classification of contracts in an entity's own equity. The new standard also introduces additional disclosures for convertible debt and freestanding instruments that are indexed to and settled in an entity's own equity. ASU 2020-06 amends the diluted earnings per share guidance, including the requirement to use the if-converted method for all convertible instruments. ASU 2020-06 is effective January 1, 2024 and should be applied on a full or modified retrospective basis, with early adoption permitted beginning on January 1, 2021. The Company is currently assessing the impact, if any, that ASU 2020-06 would have on its financial position, results of operations or cash flows. The Company has not adopted this guidance as of December 31, 2022.

Management does not believe that any recently issued, but not yet effective, accounting standards, if currently adopted, would have a material effect on the Company's financial statements.

### **NOTE 3. PUBLIC OFFERING**

In connection with the Initial Public Offering, the Company sold 25,000,000 Units, which includes a partial exercise by the underwriters of their over-allotment option in the amount of 3,000,000 Units, at a price of \$10.00 per

Unit. Each Unit consists of one share of Class A common stock and one-third of one redeemable warrant (“Public Warrant”). Each whole Public Warrant entitles the holder to purchase one share of Class A common stock at a price of \$11.50 per share, subject to adjustment (see Note 8).

F-15

---

#### **NOTE 4. PRIVATE PLACEMENT**

Simultaneously with the closing of the Initial Public Offering, the Sponsor purchased an aggregate of 4,933,333 Private Placement Warrants at a price of \$1.50 per Private Placement Warrant (\$7,400,000) from the Company in a private placement. Each Private Placement Warrant will be exercisable to purchase one share of Class A common stock at a price of \$11.50 per share, subject to adjustment (see Note 7). The proceeds from the sale of the Private Placement Warrants were added to the net proceeds from the Initial Public Offering held in the Trust Account. If the Company does not complete a Business Combination within the Combination Period, the proceeds from the sale of the Private Placement Warrants held in the Trust Account will be used to fund the redemption of the Public Shares (subject to the requirements of applicable law) and the Private Placement Warrants will expire worthless.

#### **NOTE 5. RELATED PARTY TRANSACTIONS**

##### ***Founder Shares***

On September 11, 2020, the Sponsor purchased 5,750,000 shares (the “Founder Shares”) of the Company’s Class B common stock for an aggregate price of \$25,000. In December 2020, the Company effected a stock dividend for 0.1 shares for each share of Class B common stock outstanding, resulting in 6,325,000 Founder Shares outstanding. As a result of the partial over-allotment exercised by the underwriters, 75,000 shares of Class B common stock were forfeited, and no shares remain subject to forfeiture.

The Sponsor has agreed, subject to limited exceptions, not to transfer, assign or sell any of the Founder Shares until the earlier to occur of (A) one year after the completion of a Business Combination and (B) subsequent to a Business Combination, (x) if the reported closing price of the Class A common stock equals or exceeds \$12.00 per share (as adjusted for stock splits, stock capitalizations, reorganizations, recapitalizations and the like) for any 20 trading days within any 30-trading day period commencing at least 150 days after a Business Combination, or (y) the date on which the Company completes a liquidation, merger, capital stock exchange or other similar transaction that results in all of the Company’s stockholders having the right to exchange their shares of common stock for cash, securities or other property.

##### ***Administrative Services Agreement***

The Company entered into an agreement, commencing on December 22, 2020, to pay the Sponsor an amount not to exceed \$10,000 per month for office space, utilities, secretarial and administrative support. Upon completion of the Business Combination or the Company’s liquidation, the Company will cease paying these monthly fees. For the year ended December 31, 2022, the Company incurred \$120,000, in fees for these services. For the year ended December 31, 2021, the Company incurred \$120,000, in fees for these services. There were \$240,000 and \$120,000 included in accrued expenses for these services in the accompanying consolidated balance sheets at December 31, 2022 and 2021, respectively.

##### ***Promissory Note — Related Party***

On December 30, 2021, the Company issued the 2021 Promissory Note to the Sponsor, pursuant to which the Company could borrow up to an aggregate principal amount of \$544,000. The 2021 Promissory Note is non-interest bearing. No amount shall be due under the 2021 Promissory Note if the Business Combination is not consummated on or before June 22, 2023 (or such earlier date as determined by the Board). As of December 31, 2022 and 2021, there was \$544,000 outstanding under the 2021 Promissory Note.

On January 28, 2022, the Company issued the 2022 Promissory Note I in the principal amount of up to \$400,000 to the Sponsor. The 2022 Promissory Note is non-interest bearing. No amount shall be due under 2022 Promissory Note if the Business Combination is not consummated on or before June 22, 2023 (or such earlier date as determined by the Board). As of December 31, 2022 and 2021, there were amounts of \$400,000 and \$0 outstanding under the 2022 Promissory Note, respectively.

On December 16, 2022, the Company issued the Extension Note, a promissory note in the aggregate principal amount of up to \$468,821 to the Sponsor, pursuant to which the Sponsor agreed to loan to the Company the Extension Funds to deposit into the Trust Account for the Public Shares that were not redeemed in connection with the Extension. The Extension Note does not bear interest and is repayable in full upon the date of the consummation of an initial business combination. As of December 31, 2022 and 2021, there was \$39,068 and \$0 outstanding under Extension Note, respectively.

## [Table of Contents](#)

On December 16, 2022, the Company issued the 2022 Promissory Note I, an unsecured promissory note in the principal amount of up to \$1,000,000 to the Sponsor for working capital purposes, which may be drawn down from time to time upon request by the Company. The Working Capital Note does not bear interest and the principal amount will not be payable if the Company fails to complete its initial business combination within the Combination Period. As of December 31, 2022 and 2021, there was no outstanding under Working Capital Note, respectively.

### ***Related Party Loans***

In order to finance transaction costs in connection with a Business Combination, the Sponsor or an affiliate of the Sponsor, or certain of the Company's officers and directors may, but are not obligated to, loan the Company funds as may be required ("Working Capital Loans"). If the Company completes a Business Combination, the Company would repay the Working Capital Loans out of the proceeds of the Trust Account released to the Company. Otherwise, the Working Capital Loans would be repaid only out of funds held outside the Trust Account. In the event that a Business Combination does not close, the Company may use a portion of proceeds held outside the Trust Account to repay the Working Capital Loans, but no proceeds held in the Trust Account would be used to repay the Working Capital Loans. Except for the foregoing, the terms of such Working Capital Loans, if any, have not been determined and no written agreements exist with respect to such loans. The Working Capital Loans would either be repaid upon consummation of a Business Combination, without interest, or, at the lender's discretion, up to \$1,500,000 of such Working Capital Loans may be convertible into warrants of the post-Business Combination entity at a price of \$1.50 per warrant. The warrants would be identical to the Private Placement Warrants as described in Note 8.

On May 24, 2022, the Company issued a promissory note in the principal amount of up to \$1,500,000 to the Sponsor for working capital requirements and payment of certain expenses in connection the Company's initial Business Combination ("Convertible Promissory Note"). The Convertible Promissory Note is non-interest bearing and payable on the earlier of (i) the date of the initial Business Combination or (ii) the winding up of the Company. At any time prior to payment in full of the principal balance of the Convertible Promissory Note, the Sponsor may elect to convert all or any portion of the unpaid principal balance into that number of warrants, each exercisable for one share of Class A common stock of the Company (the "Conversion Warrants"), equal to (x) the portion of the principal amount of this Note being converted, divided by (y) \$1.50, rounded up to the nearest whole number of warrants. The Conversion Warrants and their underlying securities are entitled to certain demand and piggyback registration rights as set forth in the Convertible Promissory Note. The Company determined that the fair value of the Convertible Promissory Note was par value. As of December 31, 2022 and 2021, the Company had \$1,341,000 and \$0, respectively, borrowings under the Working Capital Loans.

## **NOTE 6. COMMITMENTS AND CONTINGENCIES**

### ***Registration Rights***

Pursuant to a registration rights agreement entered into on December 17, 2020, the holders of the Founder Shares, Private Placement Warrants and warrants that may be issued upon conversion of Working Capital Loans (and any Class A common stock issuable upon the exercise of the Private Placement Warrants and warrants that may be issued upon conversion of Working Capital Loans and upon conversion of the Founder Shares) will have registration rights to require the Company to register a sale of any of the securities held by them pursuant to a registration rights agreement to be signed prior to or on the effective date of the Initial Public Offering. These holders of these securities will be entitled to make up to three demands, excluding short form registration demands, that the Company register such securities for sale under the Securities Act. In addition, these holders will have "piggy-back" registration rights to include their securities in other registration statements filed by the Company, subject to certain limitations. The registration rights agreement does not contain liquidated damages or other cash settlement provisions resulting from delays in registering the Company's securities. The Company will bear the expenses incurred in connection with the filing of any such registration statements.

### ***Raymond James Agreements***

Raymond James & Associates, Inc. ("Raymond James") was originally engaged by the Company to act as sole manager for the Initial Public Offering and would be entitled to a deferred underwriting fee of \$8,750,000 upon the

consummation of a Business Combination. In connection with the entry into the Merger Agreement with TriSalus, on November 11, 2022, the Company and Raymond James amended that certain Underwriting Agreement, dated December 17, 2020, pursuant to which, Raymond James agreed

## [Table of Contents](#)

to waive the foregoing deferred underwriting fee in its entirety if the proposed Business Combination between the Company and TriSalus is consummated. Raymond James was separately engaged by the Company to act as its investment banking advisor in connection with a Business Combination, and will receive customary fees for its services in that role if the Business Combination with TriSalus is consummated. The Company also engaged Raymond James to act as sole placement agent for an institutional debt financing that resulted in the Company's entry into the non-binding term sheet with Magnetar Capital LLC ("Magnetar"). In consideration for its services as the Company's investment banking advisor and its services as placement agent, Raymond James will be entitled to receive an aggregate fee ranging between \$3 million to \$4.5 million from the Company at the closing of the Business Combination with TriSalus plus expense reimbursements, depending on the amount raised in the institutional debt financing with Magnetar and/or other institutional investors, excluding any incremental fee consideration for exercise of the greenshoe. If the Company is unable to consummate the Business Combination with TriSalus or is unable to obtain private financing in connection with the Business Combination with TriSalus, then Raymond James will not receive any compensation for its investment banking advisory or placement agent services, respectively.

### ***Contingent Professional Fees***

The Company incurred legal fees of \$508,525 and investment advisory fees of \$400,000, which were contingent upon the consummation of the Memic Business Combination. On March 12, 2022, the Memic Business Combination was terminated, as such, the incurred contingent legal and investment advisory fees are no longer due. These fees were not recorded on the Company's consolidated balance sheets, therefore no reversal was required.

The company incurred legal fees of \$479,262, which are contingent on the consummation of the Merger with TriSalus. These fees were not recorded on the Company's consolidated balance sheet.

### ***Business Combination Agreement***

On August 12, 2021, the Company entered into the Business Combination Agreement (the "Memic Business Combination Agreement") with Memic Innovative Surgery Ltd., a private company organized under the laws of the State of Israel ("Memic"), and Maestro Merger Sub, Inc., a Delaware corporation and a direct, wholly-owned subsidiary of Memic ("Merger Sub").

### ***Termination of Business Combination Agreement***

On March 10, 2022, the Company, Memic and Merger Sub entered into a Termination of Business Combination Agreement (the "Termination Agreement"), pursuant to which the parties agreed to mutually terminate the Business Combination Agreement. The termination of the Business Combination Agreement was effective as of March 9, 2022.

As a result of the termination of the Business Combination Agreement, the Business Combination Agreement, along with any Transaction Agreement (as defined in the Business Combination Agreement) entered into in connection therewith, are void and there is no liability under either of the Business Combination Agreement or any Transaction Agreement on the part of any party thereto (including, without limitation, under the SPAC Sponsor Letter Agreement by and among Memic, the Sponsor, and the other parties signatory thereto dated August 12, 2021). Pursuant to the Termination Agreement, subject to certain exceptions, the Company, Memic and Merger Sub have also agreed, on behalf of themselves and their respective related parties, to a release of claims relating to the business combination.

### ***Merger Agreement***

On November 11, 2022, the Company (herein referred to as "MTAC" in this Note 6), entered into an Agreement and Plan of Merger (the "Merger Agreement") with MTAC Merger Sub, Inc., a Delaware corporation and direct, wholly owned subsidiary of MTAC ("Merger Sub"), and TriSalus Life Sciences, Inc., a Delaware corporation ("TriSalus"), pursuant to which, subject to the satisfaction or waiver of certain conditions set forth therein, Merger Sub will merge with and into TriSalus (the "Merger"), with TriSalus surviving the Merger in accordance with the Delaware General Corporation Law as a wholly owned subsidiary of MTAC (the transactions contemplated by the Merger Agreement and the related ancillary agreements, the "TriSalus Business Combination"). The TriSalus Business Combination is subject

to certain closing conditions. Upon consummation of the TriSalus Business Combination, MTAC will be renamed “TriSalus Life Sciences, Inc.”

F-18

---



## [Table of Contents](#)

### *Merger Consideration*

The aggregate consideration payable to the stockholders of TriSalus at the closing of the TriSalus Business Combination (the “Closing”) is \$220,000,000, payable solely in shares of MTAC common stock, par value \$0.0001 per share (“Common Stock”), valued at \$10.00 per share (the “Closing Merger Consideration”). Immediately prior to the Closing, the shares of Class A Common Stock of MTAC and the warrants to purchase shares of Class A Common Stock of MTAC issued to the public that comprise each issued and outstanding Unit will be automatically separated, if not already separated prior to such time, and the holder thereof shall be deemed to hold one share of Class A Common Stock of MTAC and one-third of one warrant to purchase Class A Common Stock; provided that any fractional warrants issuable to a holder upon the separation of the Units will be rounded down to the nearest whole number of warrants. Following the separation of the Units but prior to the Closing, the Class B Common Stock of MTAC will automatically convert into Class A Common Stock, and pursuant to the proposed amended and restated certificate of incorporation of MTAC to be effective immediately prior to the effective time of the Merger, if approved by MTAC’s stockholders, Class A Common Stock and Class B Common Stock will be reclassified into a single class of Common Stock.

Immediately prior to the Closing, each share of TriSalus’ issued and outstanding preferred stock will automatically convert into shares of TriSalus common stock (the “Preferred Conversion”), and all in-the-money TriSalus warrants that would be exercised or otherwise exchanged in full in accordance with their terms by virtue of the occurrence of the TriSalus Business Combination will be exercised for shares of TriSalus common stock, such that the holders thereof will receive Closing Merger Consideration as holders of TriSalus common stock. TriSalus warrants that are out-of-the-money will be cancelled for no consideration immediately prior to the Closing. At the time of the TriSalus Business Combination, the outstanding options for shares of TriSalus common stock under TriSalus’ equity plan will be assumed by MTAC and converted into options to purchase Common Stock (the “Assumed Equity”).

### *Representations, Warranties and Covenants*

The Merger Agreement contains customary representations, warranties and covenants by the parties thereto, including, among other things, covenants with respect to the conduct of MTAC and TriSalus during the period between execution of the Merger Agreement and the Closing, including the parties’ agreement not to solicit or enter into any inquiry, proposal or offer, or any indication of interest in making an offer or proposal for an alternative competing transactions. The representations, warranties and covenants made under the Merger Agreement will not survive the Closing; provided, however, that any covenants that are to be performed at or after the Closing shall survive until such covenant has been performed or satisfied pursuant to their terms. Each of MTAC and TriSalus have agreed to use their commercially reasonable efforts to cause the TriSalus Business Combination to be consummated as soon as practicable.

### *Termination*

The Merger Agreement may be terminated prior to the Closing under certain circumstances, including, among others, (i) by written consent of TriSalus and MTAC, (ii) by written notice from either MTAC or TriSalus, if (A) the Closing has not occurred on or before December 22, 2022, as such date may be extended to match the extension of the last date for MTAC to consummate a Business Combination under its certificate of incorporation (currently June 22, 2023) obtained by MTAC stockholder approval (the “Outside Date”), unless the terminating party’s failure to comply in any material respect with its obligations under the Merger Agreement shall have contributed to the failure of the Closing to have occurred on or prior to the Outside Date, (B) the consummation of the TriSalus Business Combination is permanently enjoined, (C) MTAC does not obtain stockholder approval of the TriSalus Business Combination at the special meeting at which such approval shall be voted upon, or (D) by March 31, 2023, MTAC shall not have obtained commitments for private financing of at least \$40,000,000 in support of the TriSalus Business Combination, (iii) by written notice from either MTAC or TriSalus, in the event that the other party breaches any of its representations, warranties, covenants or other agreements under the Merger Agreement that would result in the failure of the conditions to MTAC’s or TriSalus’ obligation to consummate the TriSalus Business Combination and such breach has not been cured by the breaching party within 30 days after receiving notice of such breach, (iv) by TriSalus at any time prior to the approval of the TriSalus Business Combination by MTAC’s public stockholders, if the board of directors of MTAC has made a change in recommendation to its stockholders regarding the TriSalus Business Combination, and (v) by written notice to TriSalus from MTAC, if TriSalus does not obtain stockholder approval within 25 days after delivering an information statement regarding the TriSalus Business Combination to its stockholders.

For additional information, refer to MTAC's Current Report on Form 8-K, as filed with the SEC on November 14, 2022.

F-19

---

## NOTE 7. STOCKHOLDERS' DEFICIT

**Preferred Stock**—The Company is authorized to issue 1,000,000 shares of preferred stock with a par value of \$0.0001 per share with such designations, voting and other rights and preferences as may be determined from time to time by the Company's board of directors. At December 31, 2022 and 2021, there were no shares of preferred stock issued or outstanding.

**Class A Common Stock**—The Company is authorized to issue 100,000,000 shares of Class A common stock with a par value of \$0.0001 per share. Holders of Class A common stock are entitled to one vote for each share. At December 31, 2022 and 2021, there were 1,953,422 and 25,000,000 shares of Class A common stock subject to possible redemption which are presented as temporary equity, respectively.

**Class B Common Stock**—The Company is authorized to issue 10,000,000 shares of Class B common stock with a par value of \$0.0001 per share. Holders of Class B common stock are entitled to one vote for each share. At December 31, 2022 and 2021, there were 6,250,000 shares of Class B common stock issued and outstanding.

Holders of Class A common stock and holders of Class B common stock will vote together as a single class on all matters submitted to a vote of the Company's stockholders except as otherwise required by law.

The shares of Class B common stock will automatically convert into Class A common stock at the time of a Business Combination on a one-for-one basis, subject to adjustment. In the case that additional shares of Class A common stock or equity-linked securities are issued or deemed issued in connection with a Business Combination, the number of shares of Class A common stock issuable upon conversion of all Founder Shares will equal, in the aggregate, on an as-converted basis, 20% of the sum of the total number of all shares of common stock outstanding upon the completion of the Initial Public Offering, plus the total number of shares of Class A common stock issued, or deemed issued or issuable upon conversion or exercise of any equity-linked securities or rights issued or deemed issued, by the Company in connection with or in relation to the consummation of a Business Combination, excluding any shares of Class A common stock or equity-linked securities exercisable for or convertible into shares of Class A common stock issued, or to be issued, to any seller in a Business Combination and any private placement-equivalent warrants issued to the Sponsor, officers or directors upon conversion of Working Capital Loans; provided that such conversion of Founder Shares will never occur on a less than one for one basis. The Company cannot determine at this time whether a majority of the holders of Class B common stock at the time of any future issuance would agree to waive such adjustment to the conversion ratio.

## NOTE 8. WARRANT LIABILITIES

As of December 31, 2022 and 2021, there were 8,333,333 Public Warrants outstanding. Public Warrants may only be exercised for a whole number of shares. No fractional warrants will be issued upon separation of the Units and only whole warrants will trade. The Public Warrants will become exercisable on the later of (a) 30 days after the completion of a Business Combination and (b) 12 months from the closing of the Initial Public Offering. The Public Warrants will expire five years after the completion of a Business Combination or earlier upon redemption or liquidation.

The Company will not be obligated to deliver any shares of Class A common stock pursuant to the exercise of a warrant and will have no obligation to settle such warrant exercise unless a registration statement under the Securities Act covering the issuance of the shares of Class A common stock underlying the warrants is then effective and a prospectus relating thereto is current, subject to the Company satisfying its obligations with respect to registration. No warrant will be exercisable and the Company will not be obligated to issue shares of Class A common stock upon exercise of a warrant unless Class A common stock issuable upon such warrant exercise has been registered, qualified or deemed to be exempt under the securities laws of the state of residence of the registered holder of the warrants.

The Company has agreed that as soon as practicable, but in no event later than 15 business days after the closing of a Business Combination, it will use its best efforts to file with the SEC a registration statement registering the issuance of the shares of Class A common stock issuable upon exercise of the warrants, to cause such registration statement to become effective and to maintain a current prospectus relating to those shares of Class A common stock until the warrants expire or are redeemed, as specified in the warrant agreement. If a registration statement covering the shares of

Class A common stock issuable upon exercise of the warrants is not effective by the 60th business day after the closing of a Business Combination or within a specified period following the consummation of a Business Combination, warrant holders may, until such time as there is an effective registration statement and

## [Table of Contents](#)

during any period when the Company shall have failed to maintain an effective registration statement, exercise warrants on a “cashless basis” pursuant to the exemption provided by Section 3(a)(9) of the Securities Act; provided that such exemption is available. If that exemption, or another exemption, is not available, holders will not be able to exercise their warrants on a cashless basis.

Once the warrants become exercisable, the Company may redeem for cash the outstanding Public Warrants:

- in whole and not in part;
- at a price of \$0.01 per Public Warrant;
- upon not less than 30 days’ prior written notice of redemption to each warrant holder; and
- if, and only if, the reported closing price of the Class A common stock equals or exceeds \$18.00 per share (as adjusted for stock splits, stock dividends, reorganizations, recapitalizations and the like) for any 20 trading days within a 30-trading day period ending three business days before the Company sends the notice of redemption to the warrant holders.

If and when the warrants become redeemable by the Company, the Company may exercise its redemption right even if it is unable to register or qualify the underlying securities for sale under all applicable state securities laws.

If the Company calls the Public Warrants for redemption, management will have the option to require all holders that wish to exercise the Public Warrants to do so on a “cashless basis,” as described in the warrant agreement. The exercise price and number of shares of Class A common stock issuable upon exercise of the warrants may be adjusted in certain circumstances including in the event of a stock dividend, or recapitalization, reorganization, merger or consolidation. However, except as described below, the warrants will not be adjusted for issuances of Class A common stock at a price below its exercise price. Additionally, in no event will the Company be required to net cash settle the warrants. If the Company is unable to complete a Business Combination within the Combination Period and the Company liquidates the funds held in the Trust Account, holders of warrants will not receive any of such funds with respect to their warrants, nor will they receive any distribution from the Company’s assets held outside of the Trust Account with the respect to such warrants. Accordingly, the warrants may expire worthless.

In addition, if (x) the Company issues additional shares of Class A common stock or equity-linked securities for capital raising purposes in connection with the closing of its initial Business Combination at an issue price or effective issue price of less than \$9.20 per share of Class A common stock (with such issue price or effective issue price to be determined in good faith by the Company’s board of directors and, in the case of any such issuance to the Sponsor or its affiliates, without taking into account any Founder Shares held by the Sponsor or such affiliates, as applicable, prior to such issuance) (the “Newly Issued Price”), (y) the aggregate gross proceeds from such issuances represent more than 60% of the total equity proceeds, and interest thereon, available for the funding of the Company’s initial Business Combination on the date of the consummation of such initial Business Combination (net of redemptions), and (z) the volume weighted average trading price of the Company’s common stock during the 20 trading day period starting on the trading day prior to the day on which the Company consummates its initial Business Combination (such price, the “Market Value”) is below \$9.20 per share, the exercise price of the warrants will be adjusted (to the nearest cent) to be equal to 115% of the greater of the Market Value and the Newly Issued Price and the \$18.00 per share redemption trigger price described above will be adjusted (to the nearest cent) to be equal to 180% of the greater of the Market Value and the Newly Issued Price.

As of December 31, 2022 and 2021, there were 4,933,333 Private Placement Warrants outstanding. The Private Placement Warrants are identical to the Public Warrants underlying the Units sold in the Initial Public Offering, except that the Private Placement Warrants and the Class A common stock issuable upon the exercise of the Private Placement Warrants will not be transferable, assignable or saleable until 30 days after the completion of a Business Combination, subject to certain limited exceptions. Additionally, the Private Placement Warrants will be exercisable on a cashless basis and be non-redeemable, except as described above, so long as they are held by the initial purchasers or their permitted transferees. If the Private Placement Warrants are held by someone other than the initial purchasers or their

permitted transferees, the Private Placement Warrants will be redeemable by the Company and exercisable by such holders on the same basis as the Public Warrants.

**NOTE 9. INCOME TAX**

The Company's net deferred tax assets for the year ended December 31, 2022 and 2021 are as follows:

	<b>December 31, 2022</b>	<b>December 31, 2021</b>
Deferred tax assets		
Net operating loss carryforward	\$ —	\$ 40,819
Organizational costs/start-up expenses	1,160,666	606,383
Total deferred tax assets	1,160,666	647,202
Valuation allowance	(1,160,666)	(647,202)
Deferred tax assets, net of allowance	<u>\$ —</u>	<u>\$ —</u>

The income tax provision for the years ended December 31, 2022 and 2021 consisted of the following:

	<b>For the Year Ended December 31,</b>	
	<b>2022</b>	<b>2021</b>
Federal		
Current	\$ 570,854	\$ —
Deferred	(513,464)	(625,111)
State and Local		
Current	—	—
Deferred	—	—
Change in valuation allowance	513,464	625,111
Income tax provision	<u>\$ 570,854</u>	<u>\$ —</u>

As of December 31, 2022 and 2021, the Company had a U.S. federal net operating loss carryover of approximately \$0 and \$194,000 available to offset future taxable income, respectively.

In assessing the realization of the deferred tax assets, management considers whether it is more likely than not that some portion of all of the deferred tax assets will not be realized. The ultimate realization of deferred tax assets is dependent upon the generation of future taxable income during the periods in which temporary differences representing net future deductible amounts become deductible. Management considers the scheduled reversal of deferred tax liabilities, projected future taxable income and tax planning strategies in making this assessment. After consideration of all of the information available, management believes that significant uncertainty exists with respect to future realization of the deferred tax assets and has therefore established a full valuation allowance. For the years ended December 31, 2022 and 2021, the change in the valuation allowance was \$513,464 and \$625,111, respectively.

A reconciliation of the federal income tax rate to the Company's effective tax rate at December 31, 2022 and 2021 is as follows:

	<b>December 31, 2022</b>	<b>December 31, 2021</b>
Statutory federal income tax rate	21.0 %	21.0 %
State taxes, net of federal tax benefit	0.0 %	0.0 %
Change in fair value of warrant liabilities	(20.1)%	(34.1)%
Change in valuation allowance	8.4 %	13.1 %
Income tax provision	<u>9.3 %</u>	<u>(0.0)%</u>

The Company files income tax returns in the U.S. federal jurisdiction in various state and local jurisdictions and is subject to examination by the various taxing authorities.





**NOTE 10. FAIR VALUE MEASUREMENTS**

At December 31, 2022, assets held in the Trust Account were comprised of \$19,827,884 in cash. During the year ended December 31, 2022, the Company withdrew \$905,000 of interest income from the Trust Account to pay for taxes and \$232,371,273 in connection with redemptions of common stock.

At December 31, 2021, assets held in the Trust Account were comprised of \$250,007,295 in money market funds. During the year ended December 31, 2021, the Company withdrew \$60,000 of interest income from the Trust Account to pay for taxes.

The following table presents information about the Company's assets and liabilities that are measured at fair value on a recurring basis at December 31, 2022 and 2021 and indicates the fair value hierarchy of the valuation inputs the Company utilized to determine such fair value. The gross holding loss and fair value of the Trust Account at December 31, 2022 and 2021, are as follows:

	Level	December 31, 2022	December 31, 2021
<b>Assets:</b>			
Cash and investments held in Trust Account	1	\$19,827,884	\$250,007,295
<b>Liabilities:</b>			
Warrant Liabilities - Public Warrants	1	\$ 666,667	\$ 4,333,333
Warrant Liabilities - Private Placement Warrants	3	\$ 394,667	\$ 2,565,333

The Warrants were accounted for as liabilities in accordance with ASC 815-40 and are presented within warrant liabilities on the balance sheets. The warrant liabilities are measured at fair value at inception and on a recurring basis, with changes in fair value presented within change in fair value of warrants in the statements of operations.

The Private Placement Warrants were initially and subsequently valued using a Monte Carlo Simulation Model, which is considered to be a Level 3 fair value measurement. The Monte Carlo Simulation model's primary unobservable input utilized in determining the fair value of the Private Placement Warrants is the expected volatility of the common stock. Significant increases (decreases) in the expected volatility in isolation would result in a significantly higher (lower) fair value measurement. The expected volatility as of the Initial Public Offering date and subsequent was derived from observable Public Warrant pricing on comparable 'blank-check' companies without an identified target. A Monte Carlo simulation methodology was used in estimating the fair value of the Public Warrants for periods where no observable traded price was available, using the same expected volatility as was used in measuring the fair value of the Private Placement Warrants. For periods subsequent to the detachment of the Public Warrants from the Units, the close price of the Public Warrant price will be used as the fair value as of each relevant date.

The key inputs into the Monte Carlo Simulation for the Private Placement Warrants as of December 31, 2022 and 2021, were as follows:

	December 31, 2022	December 31, 2021
Exercise price	\$ 11.50	\$ 11.50
Stock price	\$ 10.03	\$ 9.88
Volatility	6.40 %	9.60 %
Term	5.25	5.16
Risk-free rate	3.91 %	1.27 %
Dividend yield	0.00 %	0.00 %

The following table presents the changes in the Level 3 fair value of warrant liabilities during the years ended December 31, 2022 and 2021:

	Private Placement	Public	Warrant Liabilities
--	----------------------	--------	------------------------

<b>Fair value as of December 31, 2021</b>	<u>\$ 2,565,333</u>	<u>\$ —</u>	<u>\$ 2,565,333</u>
Change in fair value	(2,170,666)	—	(2,170,666)
<b>Fair value as of December 31, 2022</b>	<u>\$ 394,667</u>	<u>\$ —</u>	<u>\$ 394,667</u>

F-23

	Private Placement	Public	Warrant Liabilities
<b>Fair value as of December 31, 2020</b>	<b>\$ 5,476,000</b>	<b>\$ 9,166,666</b>	<b>\$ 14,642,666</b>
Change in fair value	(2,910,667)	(4,833,333)	(7,744,000)
Transfer to level 1	—	(4,333,333)	(4,333,333)
<b>Fair value as of December 31, 2021</b>	<b>\$ 2,565,333</b>	<b>\$ —</b>	<b>\$ 2,565,333</b>

Transfers to/from Levels 1, 2 and 3 are recognized at the end of the reporting period in which a change in valuation technique or methodology occurs. The estimated fair value of the Public Warrants transferred from a Level 3 measurement to a Level 1 fair value measurement during the year ended December 31, 2021 was \$4,333,333, when the Public Warrants were separately listed and traded. There were no transfers in or out of Level 3 from other levels in the fair value hierarchy during the year ended December 31, 2022.

#### NOTE 11. SUBSEQUENT EVENTS

The Company evaluated subsequent events and transactions that occurred after the consolidated balance sheet date up to the date that the consolidated financial statements were issued. Based upon this review, other than the below, the Company did not identify any subsequent events that would have required adjustment or disclosure in the consolidated financial statements.

Subsequent to December 31, 2022, \$78,136 was drawn on the Extension Note, as described in Note 5 and deposited into the Trust Account. In addition, TriSalus deposited \$78,136 in the Trust Account pursuant to the Merger Agreement.

On January 13, 2023, the Company drew an additional \$159,000 on the Convertible Promissory Note as described in Note 5.

On January 13, 2023 and February 8, 2023, the Company drew an additional \$215,222 and \$200,000 on the 2022 Promissory Note III as described in Note 5, respectively.

In March 2023, the Company and the Sponsor engaged Ceros Financial Services, Inc. to render certain advisory and placement services to the Company. Pursuant to such engagement, the Sponsor (and not the Company) would be solely responsible for any and all fees and expenses payable to Ceros Financial Services, Inc., if any, that would arise or accrue prior to, or in connection with, the closing of an initial Business Combination.

TRISALUS LIFE SCIENCES, INC.

CONDENSED CONSOLIDATED BALANCE SHEETS  
(in thousands except share and per share data)

	September 30, 2023 (unaudited)	December 31, 2022
<b>Assets</b>		
Assets		
Cash and cash equivalents	\$ 21,383	\$ 9,414
Accounts receivable	3,052	1,557
Inventory, net	1,629	1,471
Prepaid expenses	2,977	4,772
Total current assets	29,041	17,214
Property and equipment, net	1,897	2,231
Right-of-use assets	1,252	1,381
Intangible assets, net	997	802
Other assets	367	367
Total assets	<u>\$ 33,554</u>	<u>\$ 21,995</u>
<b>Liabilities and Stockholders' Equity (Deficit)</b>		
Current liabilities:		
Trade payables	\$ 1,899	\$ 4,947
Accrued liabilities	6,600	6,377
Series B-2 tranche liabilities	—	4,702
Series B-3 warrant liabilities	—	15,819
Short-term lease liabilities	379	370
Other current liabilities	427	142
Total current liabilities	9,305	32,357
Long-term lease liabilities	1,318	1,593
Contingent earnout liability	9,023	—
Warrant liabilities	5,421	369
Total liabilities	25,067	34,319
Commitments and contingencies		
Convertible preferred stock	—	164,006
Stockholders' equity (deficit):		
Preferred stock, Series A, \$0.0001 par value per share, \$10.00 liquidation value per share. Authorized 10,000,000 and 0 shares at September 30, 2023, and December 31, 2022, respectively; issued and outstanding, 4,015,002 and 0 shares at September 30, 2023, and December 31, 2022, respectively	1	—
Common stock, \$0.0001 par value per share. Authorized 400,000,000 and 30,898,162 shares at September 30, 2023, and December 31, 2022, respectively; issued and outstanding, 26,316,681 and 347,926 shares at September 30, 2023, and December 31, 2022, respectively	2	—
Additional paid-in capital	221,351	10,028
Accumulated deficit	(212,867)	(186,358)
Total stockholders' equity (deficit)	8,487	(176,330)
Total liabilities and stockholders' equity (deficit)	<u>\$ 33,554</u>	<u>\$ 21,995</u>

See accompanying notes to condensed consolidated financial statements.



TRISALUS LIFE SCIENCES, INC.

**CONDENSED CONSOLIDATED STATEMENTS OF OPERATIONS**  
**(unaudited, in thousands except share and per share data)**

	Three Months Ended September 30,		Nine Months Ended September 30,	
	2023	2022	2023	2022
Revenue	\$ 5,193	\$ 3,923	\$ 12,790	\$ 9,172
Cost of goods sold	589	701	2,023	1,442
Gross profit	4,604	3,222	10,767	7,730
Operating expenses:				
Research and development	9,367	4,808	21,871	15,091
Sales and marketing	4,689	3,030	11,430	8,881
General and administrative	9,025	3,495	17,498	8,425
Loss from operations	(18,477)	(8,111)	(40,032)	(24,667)
Interest income	116	49	187	75
Interest expense	(4)	—	(13)	—
Loss on equity issuance	—	—	(4,171)	—
Change in fair value of tranche and warrant liabilities	(2,812)	—	660	21
Change in fair value of contingent earnout liability	19,904	—	19,904	—
Other expense, net	(13)	(31)	(56)	(71)
Loss before income taxes	(1,286)	(8,093)	(23,521)	(24,642)
Income tax expense	—	—	8	3
Net loss available to common stockholders	\$ (1,286)	\$ (8,093)	\$ (23,529)	\$ (24,645)
Deemed dividend related to Series B-2 preferred stock down round provision	\$ —	\$ —	\$ (2,981)	\$ —
Undeclared dividends on Series A preferred stock	\$ (458)	\$ —	\$ (458)	\$ —
Net loss attributable to common stockholders	\$ (1,744)	\$ (8,093)	\$ (26,968)	\$ (24,645)
Net loss per common share, basic and diluted	\$ (0.13)	\$ (25.95)	\$ (5.68)	\$ (82.17)
Weighted average common shares outstanding, basic and diluted	13,173,422	311,823	4,749,849	299,936

See accompanying notes to condensed consolidated financial statements.

TRISALUS LIFE SCIENCES, INC.

**CONDENSED CONSOLIDATED STATEMENTS OF STOCKHOLDERS' EQUITY (DEFICIT)**  
**(unaudited, in thousands except share data)**

	Nine months ended September 30, 2023						
	Preferred stock		Common stock		Additional paid-in capital	Accumulated deficit	Total
	Shares	Amount	Shares	Amount			
At December 31, 2022	—	\$ —	347,926	\$ —	\$ 10,028	\$ (186,358)	\$ (176,330)
Exercise of options	—	—	95,842	—	50	—	50
Stock-based compensation	—	—	—	—	73	—	73
Deemed dividend	—	—	—	—	959	(959)	—
Net loss	—	—	—	—	—	(8,268)	(8,268)
At March 31, 2023	—	—	443,768	—	11,110	(195,585)	(184,475)
Exercise of options	—	—	4,592	—	16	—	16
Stock-based compensation	—	—	—	—	69	—	69
Deemed dividend	—	—	—	—	2,022	(2,022)	—
Net loss	—	—	—	—	—	(13,974)	(13,974)
At June 30, 2023	—	—	448,360	—	13,217	(211,581)	(198,364)
Exercise of options	—	—	50,646	—	29	—	29
Stock-based compensation	—	—	—	—	259	—	259
Impact of Business Combination							
Conversion of redeemable convertible preferred stock into common stock in connection with the Business Combination	—	—	21,500,867	2	204,234	—	204,236
Assumption of warrants to purchase common stock in connection with the Business Combination	—	—	—	—	(2,568)	—	(2,568)
Issuance of common stock upon closing the Business Combination, net of expenses	—	—	4,316,808	—	957	—	957
Contingent earnout liability recognized upon closing of the Business Combination	—	—	—	—	(28,927)	—	(28,927)
Assumption of preferred stock in connection with the Business Combination	4,015,002	1	—	—	34,150	—	34,151
Net loss	—	—	—	—	—	(1,286)	(1,286)
At September 30, 2023	<u>4,015,002</u>	<u>\$ 1</u>	<u>26,316,681</u>	<u>\$ 2</u>	<u>\$ 221,351</u>	<u>\$ (212,867)</u>	<u>\$ 8,487</u>

See accompanying notes to condensed consolidated financial statements.

**TRISALUS LIFE SCIENCES, INC.****CONDENSED CONSOLIDATED STATEMENTS OF STOCKHOLDERS' EQUITY (DEFICIT) (continued)**  
**(unaudited, in thousands except share data)**

	Nine months ended September 30, 2022				
	Common stock		Additional paid-in capital	Accumulated deficit	Total
	Shares	Amount			
At December 31, 2021	264,978	\$ —	\$ 6,738	\$ (136,342)	\$ (129,604)
Exercise of options	33,747	—	61	—	61
Stock-based compensation	—	—	62	—	62
Net loss	—	—	—	(7,873)	(7,873)
At March 31, 2022	298,725	\$ —	\$ 6,861	\$ (144,215)	\$ (137,354)
Exercise of options	9,393	—	5	—	5
Stock-based compensation	—	—	70	—	70
Net loss	—	—	—	(8,679)	(8,679)
At June 30, 2022	308,118	\$ —	\$ 6,936	\$ (152,894)	\$ (145,958)
Exercise of options	12,128	—	7	—	7
Stock-based compensation	—	—	119	—	119
Net loss	—	—	—	(8,093)	(8,093)
At September 30, 2022	320,245	\$ —	\$ 7,062	\$ (160,987)	\$ (153,925)

See accompanying notes to condensed consolidated financial statements.



**TRISALUS LIFE SCIENCES, INC.**

**CONDENSED CONSOLIDATED STATEMENTS OF CASH FLOWS  
(UNAUDITED, IN THOUSANDS)**

	<b>Nine Months Ended September 30,</b>	
	<b>2023</b>	<b>2022</b>
<b>Cash flows from operating activities:</b>		
Net loss available to common stockholders	\$ (23,529)	\$ (24,645)
<b>Adjustments to reconcile net loss to net cash used in operating activities:</b>		
Depreciation and amortization	500	452
Change in fair value of warrant and tranche liabilities	(660)	(21)
Change in fair value of contingent earnout liability	(19,904)	—
Loss on equity issuance	4,171	—
Stock-based compensation expense	402	251
Loss on disposal of fixed assets	60	50
Milestone payments to Dynavax	1,000	1,000
<b>Changes in operating assets and liabilities:</b>		
Accounts receivable	(1,477)	(936)
Inventory	(158)	6
Prepaid expenses	1,041	(1,306)
ROU assets	130	38
Trade payables, accrued expenses and other liabilities	(2,772)	1,108
Net cash used in operating activities	<u>(41,196)</u>	<u>(24,003)</u>
<b>Cash flows from investing activities:</b>		
Purchases of property and equipment	(216)	(451)
Milestone payments to Dynavax	(1,000)	(1,000)
Cash paid for intellectual property and licenses	(205)	(63)
Net cash used in investing activities	<u>(1,421)</u>	<u>(1,514)</u>
<b>Cash flows from financing activities:</b>		
Proceeds from the issuance of preferred stock	9,189	3,499
Refundable prepayments for Series B-2 preferred stock	—	3,986
Proceeds from exercise of preferred stock warrants	9,630	—
Proceeds from Business Combination	36,854	—
Offering costs related to Business Combination	(1,116)	—
Payments on finance lease liabilities	(65)	(4)
Cash proceeds from the exercise of stock options	94	73
Net cash provided by financing activities	<u>54,586</u>	<u>7,554</u>
Increase (decrease) in cash, cash equivalents and restricted cash	11,969	(17,963)
Cash, cash equivalents and restricted cash, beginning of period	9,664	30,301
Cash, cash equivalents and restricted cash, end of period	<u>\$ 21,633</u>	<u>\$ 12,338</u>
<b>Supplemental disclosures of cash flow information:</b>		
<b>Supplemental disclosure of noncash items:</b>		
Transfer of warrant liability to preferred stock upon exercise of warrants	\$ 25,409	\$ —

See accompanying notes to condensed consolidated financial statements.

**TRISALUS LIFE SCIENCES, INC.**

**NOTES TO CONDENSED CONSOLIDATED FINANCIAL STATEMENTS**  
**(in thousands, except share and per share data)**  
**(Unaudited)**

**(1) Nature of Business**

On August 10, 2023 (the "Closing Date"), TriSalus Life Sciences, Inc., a Delaware corporation (the "Company," "TriSalus," "we," "us"), formerly known as MedTech Acquisition Corporation ("MTAC"), consummated the previously announced merger pursuant to the Agreement and Plan of Merger, dated as of November 11, 2022, as amended by that certain First Amendment to Agreement and Plan of Merger, dated as of April 4, 2023, the Second Amendment to Agreement and Plan of Merger, dated as of May 13, 2023, and the Third Amendment to Agreement and Plan of Merger, dated as of July 5, 2023 (as amended, the "Merger Agreement"), by and between MTAC Merger Sub, Inc., a Delaware corporation and wholly-owned subsidiary of MTAC ("Merger Sub") and TriSalus Operating Life Sciences, Inc. (formerly known as TriSalus Life Sciences, Inc.), a Delaware corporation ("Legacy TriSalus"), whereby Merger Sub merged with and into Legacy TriSalus with the separate corporate existence of Merger Sub ceasing (the "Merger" and, together with the other transactions contemplated by the Merger Agreement, the "Business Combination") and TriSalus Life Sciences, Inc. becoming the surviving company. The closing of the Business Combination is herein referred to as "the Closing." In connection with the consummation of the Merger, on August 10, 2023, Legacy TriSalus changed its name from TriSalus Life Sciences, Inc. to TriSalus Operating Life Sciences, Inc., and MTAC changed its name from MedTech Acquisition Corporation to TriSalus Life Sciences, Inc., the surviving company ("New TriSalus"). As further described in Note 3, Legacy TriSalus was deemed to be the accounting acquirer and predecessor company in the Business Combination. Thus, the prior periods presented in these consolidated financial statements are of Legacy TriSalus.

*Description of the Business*

We are engaged in the research, development, and sales of innovative drug delivery technology and immunology therapeutics to improve outcomes in difficult to treat liver and pancreatic cancer. Our technology is utilized in the delivery of our therapeutics and administered by interventional radiologists. We are developing and marketing two product lines — Pressure Enabled Drug Delivery ("PEDD<sup>TM</sup>") infusion systems, in use today, and an investigational agent, SD-101, which shows potential to enhance immune system response in the treatment of hepatocellular cancer, pancreatic cancer and other liver solid tumors. The combination of our PEDD technology with SD-101, is focused on solving the two main barriers in the tumor micro environment that inhibits the success of immunotherapy. The first barrier (mechanical) is comprised of high intratumoral pressure within tumors that limits drug uptake and the second barrier (biological) is the reversal of intratumoral immunosuppression. Our PEDD with SmartValve<sup>TM</sup> is the only technology designed to work in synchrony with the cardiac cycle to open collapsed vessels in the tumor to enable deeper perfusion and improve therapeutic drug delivery in tumors with high intratumoral pressure. PEDD with SmartValve has been shown in prospective and retrospective clinical studies and in multiple pre-clinical models to improve therapy uptake and tumor response.

TriNav<sup>TM</sup> is the newest therapy delivery device with SmartValve technology for the proprietary PEDD approach. Current sales consist of the TriNav Infusion System, introduced in 2020, and a family of related guiding catheters. In 2020, we gained transitional pass-through payments ("TPT") approval from the Centers for Medicare & Medicaid Services ("CMS"), which allows hospitals to cover the cost of using TriNav. The approval is scheduled to expire at the end of 2023. On June 1, 2023, TriSalus applied for a new technology Ambulatory Payment Classifications ("APC") code with CMS and met with CMS on June 26, 2023, to review the application. If granted, the new technology APC code would allow for continuing reimbursement for the TriNav device at similar reimbursement rates for the period beginning January 1, 2024, but there can be no assurance that such code will be granted or that continuing reimbursement will be available at similar reimbursement rates, or at all. SD-101 has a dual mechanism of action in solid tumors which includes the alteration of the tumor microenvironment by reducing immunosuppressive myeloid derived suppressor cells while simultaneously activating immune response and recruiting T cells to the tumor, allowing checkpoint inhibitors to work more effectively.

We believe the full potential of our technology can be realized through the combination of our drug delivery technology with immune-oncology drugs. In July 2020, we acquired our first immune-oncology drug, SD-101, and began clinical development of SD-101 for treatment of liver and pancreatic cancers.

F-30

---

## [Table of Contents](#)

We have funded operations to date principally with proceeds from the sale of preferred stock, from the issuance of debt and convertible debt, and the closing of the Business Combination. Since inception of the Company in 2009 through September 30, 2023, we have issued for cash \$164,364 of preferred stock (of which \$36,854 was raised at the closing of the Business Combination, including issuance of Series A convertible preferred stock), which, along with \$551 from common stock and \$44,692 from convertible notes and warrants, has funded our accumulated deficit of \$212,867. During the nine months ended September 30, 2023, we raised \$9,189 in cash through the issuance of Series B-2 preferred stock, \$9,630 in cash through the issuance of Series B-3 preferred stock, \$94 from the exercise of stock options, and \$36,854 from the Business Combination.

As of September 30, 2023, we had cash and cash equivalents of \$21,383. The Company is still in its early stage, has yet to generate revenues sufficient to create positive cash flow and has an accumulated deficit of \$212,867 as of September 30, 2023. We are currently undergoing a strategic transformation from a company focused solely on the sale of our infusion systems to a therapeutics company whereby our medical devices will be marketed in combination with the pharmaceutical drugs and other treatments that the devices deliver to patients. This transformation requires that we restructure our operating infrastructure, resulting in an increase in operating expenses — including the development of a candidate pharmaceutical — that, in the short term, will not be fully offset by increased revenues. Without additional financing and based on our sales, operations and research and development plans, our management estimates that our existing cash and cash equivalents will be insufficient to fund our projected liquidity requirements for the next 12 months.

In accordance with ASC Topic 205-40, *Presentation of Financial Statements, Going Concern: Disclosure of Uncertainties about an Entity's Ability to Continue as a Going Concern*, we are required to evaluate whether there is substantial doubt about our ability to continue as a going concern each reporting period. In evaluating our ability to continue as a going concern, management projected our cash flow sources and needs and evaluated the conditions and events have raised substantial doubt about our ability to continue as a going concern within one year after the date that these consolidated financial statements were issued. Management's plans to address the conditions and events have considered our current projections of future cash flows, current financial condition, sources of liquidity and debt obligations for at least one year from the date of issuance of these consolidated financial statements in considering whether we have the ability to fund future operations and meet our obligations as they become due in the normal course of business.

Our ability to fund future operations and to continue the execution of our long-term business plan and strategy, including our transformation into a therapeutics company, will require that we raise additional capital through a combination collaborations, strategic alliances and licensing arrangements, and issuance of additional equity and/or long-term debt. There can be no assurance that we will be able to raise such additional financing or, if available, that such financing can be obtained on satisfactory terms. If adequate capital resources are not available on a timely basis, we intend to consider limiting our operations substantially. This limitation of operations could include a hiring freeze, reductions in our workforce, reduction in cash compensation, deferring clinical trials and capital expenditures, and reducing other operating costs.

Our current operating plan, which is in part determined based on our most recent results and trends, along with the items noted above, causes substantial doubt to exist about our ability to continue as a going concern and management's plans do not alleviate the existence of substantial doubt. Our financial statements have been prepared assuming we will continue as a going concern, which contemplates the continuity of normal business activities and realization of assets and settlement of liabilities in the normal course of business, and do not include any adjustments that might be necessary should we be unable to continue as a going concern.

We are subject to various risks and uncertainties frequently encountered by companies in the early stages of growth, particularly companies in the rapidly evolving market for medical technology-based and pharmaceutical products and services. Such risks and uncertainties include, but are not limited to, a limited operating history, need for additional capital, a volatile business and technological environment, the process to test and obtain approval to market the candidate pharmaceutical, the process to obtain continuing CMS approval and application for a new ACS code for our PEDD product for reimbursement, an evolving business model, and demand for our products. To address these risks, we must, among other things, gain access to capital in sufficient amounts and on acceptable terms, maintain and increase our customer base, implement and successfully execute our business strategy, develop the candidate pharmaceutical,

continue to enhance our technology, provide superior customer service, and attract, retain, and motivate qualified personnel. There can be no guarantee that we will succeed in addressing such risks.

## [Table of Contents](#)

### *Subsequent Event*

On October 2, 2023, we entered into a Standby Equity Purchase Agreement (the “Yorkville Purchase Agreement”) with YA II PN, Ltd. (“Yorkville”). Yorkville is a fund managed by Yorkville Advisors Global, LP, headquartered in Mountainside, New Jersey.

Pursuant to the Yorkville Purchase Agreement, the Company shall have the right, but not the obligation, to sell to Yorkville up to \$30,000 of common stock, par value \$0.0001 per share of the Company (the “Common Stock”), at the Company’s request any time during the commitment period commencing on October 2, 2023 (the “Effective Date”), and terminating on the first day of the month following the 24-month anniversary of the Effective Date. Each issuance and sale by the Company to Yorkville under the Yorkville Purchase Agreement (an “Advance”) is subject to a maximum limit equal to the greater of: (i) an amount equal to 100% of the average of the daily volume traded of the Company’s Common Stock on the Nasdaq Stock Market (“Nasdaq”) for the 10 trading days immediately preceding an Advance notice, or (ii) 1,000,000 shares of Common Stock. The shares will be issued and sold to Yorkville at a per-share price equal to, at the election of the Company as specified in the relevant Advance notice: (i) 96% of the Market Price (as defined below) for any period commencing on the receipt of the Advance notice by Yorkville and ending on 4:00 p.m. New York City time on the applicable Advance notice date (the “Option 1 Pricing Period”), and (ii) 97% of the Market Price for any three consecutive trading days commencing on the Advance notice date (the “Option 2 Pricing Period,” and each of the Option 1 Pricing Period and the Option 2 Pricing Period, a “Pricing Period”). “Market Price” is defined as, for any Option 1 Pricing Period, the daily volume-weighted average price (“VWAP”) of the Common Stock on Nasdaq, and for any Option 2 Pricing Period, the lowest VWAP of the Common Stock on the Nasdaq during the Option 2 Pricing Period. The Advances are subject to certain limitations, including that Yorkville cannot purchase any shares that would result in it beneficially owning more than 4.99% of the Company’s outstanding Common Stock at the time of an Advance or acquiring since the Effective Date under the Yorkville Purchase Agreement more than 19.99% of the Company’s outstanding Common Stock, as of the date of the Yorkville Purchase Agreement.

## **(2) Summary of Significant Accounting Policies**

### *Basis of Presentation*

The accompanying unaudited condensed consolidated financial statements should be read in conjunction with the audited financial statements for the year ended December 31, 2022, included in MTAC’s Proxy Statement/Prospectus filed with the SEC on July 18, 2023. Certain information and footnote disclosures, including significant accounting policies, normally included in fiscal year financial statements prepared in accordance with accounting principles generally accepted in the U.S. (“GAAP”) have been condensed or omitted. The Condensed Consolidated Balance Sheets as of December 31, 2022, was derived from the audited financial statements. We do not have any activity that would be reported on a Statement of Comprehensive Income.

#### *(a) Cash, Cash Equivalents and Restricted Cash*

We consider all highly liquid investments with original maturities of three months or less at time of purchase to be cash equivalents. We invest excess cash primarily in money market funds. At September 30, 2023, we had \$8,617 invested in a money market fund, which is a Level 1 instrument.

#### *(b) Accounts Receivable*

Accounts receivable are recorded at the invoiced amount and do not bear interest. The allowance for doubtful accounts is our best estimate of the amount of probable credit losses in our existing accounts receivable. We periodically review our allowance for doubtful accounts and establish reserves based on management’s expectations of realization based on historical write-off experience, as well as current general economic conditions and expectations regarding collection. Account balances are charged against the allowance after all reasonable means of collection have been exhausted and the potential for recovery is considered remote.

#### *(c) Inventory*

Inventory is carried at the lower of cost or net realizable value. The balance includes the cost of raw material, and finished goods — including direct labor and manufacturing overhead — and is recorded on the first-in-first-out method. Write-downs for excess and obsolete inventory are charged to cost of goods sold in the period when conditions giving rise to the write-downs are first recognized. Valuation reserves are recorded when, in our best judgment, we determine the carrying value of the affected inventory may be impaired or its cost exceeds its net realizable value.

## [Table of Contents](#)

### *(d) Property and Equipment*

Property and equipment are recorded at cost. Repairs and maintenance costs are expensed as incurred. Depreciation is calculated using the straight-line method over the estimated useful lives of the assets, which range from 2 to 7 years. Leasehold improvements are amortized on a straight-line basis over the lesser of estimated useful lives or the lease term.

### *(e) Impairment and Disposal of Long-Lived Assets*

We review long-lived assets and intangible assets (principally patents) for impairment whenever events or changes in circumstances indicate that the carrying amount of an asset may not be recoverable. Recoverability of assets to be held and used is generally measured by a comparison of the carrying amount of the asset to future net cash flows

expected to be generated by the asset. If such assets are considered to be impaired, the impairment to be recognized is measured by the amount by which the carrying amounts of the assets exceed the estimated fair values of the assets. Assets to be disposed of are reported at the lower of the carrying amount or fair value less cost to sell.

### *(f) Leases*

We account for leases in accordance with Accounting Standards Codification (“ASC”) Topic 842, *Leases*. We determine if an arrangement is or contains a lease at contract inception, and, if it does, the lease is recorded on the Condensed Consolidated Balance Sheets with right-of-use assets (“ROU”) representing the Company’s right to use an underlying asset for the lease term and lease liabilities representing our obligation to make lease payments. Lease ROU assets and liabilities are recognized at the lease commencement date based on the present value of lease payments over the lease term. Lease ROU assets also include the effect of any lease payments made prior to or on lease commencement and excludes lease incentives and initial direct costs incurred, as applicable. As the implicit rate in our leases is typically unknown, we use our incremental borrowing rate based on the information available at the lease commencement date in determining the present value of future lease payments. When calculating our incremental borrowing rates, we consider our credit risk, the term of the lease, and total lease payments and adjusts for the impacts of collateral as necessary. The lease terms may include options to extend or terminate the lease when it is reasonably certain that we will exercise that option. Lease expense is recognized on a straight-line basis over the lease term.

We have elected to not separate lease and non-lease components for any leases within our existing classes of assets and, as a result, account for any lease and non-lease components as a single lease component. We have also elected not to apply the recognition requirement for leases with a term of 12 months or less. We recognize an ROU asset and a lease liability at the lease commencement date.

For operating and finance leases, the lease liability is initially measured at the present value of the unpaid lease payments at the lease commencement date. The lease liability is subsequently measured at amortized cost using the effective-interest method.

The ROU asset is initially measured at cost, which comprises the initial amount of the lease liability adjusted for lease payments made at or before the lease commencement date, plus any initial direct costs incurred less any lease incentives received.

For operating leases, the ROU asset is subsequently measured throughout the lease term at the carrying amount of the lease liability, plus initial direct costs, plus (minus) any prepaid (accrued) lease payments, less the unamortized balance of lease incentives received. Lease expense for lease payments is recognized on a straight-line basis over the lease term.

For finance leases, the ROU asset is subsequently amortized using the straight-line method from the lease commencement date to the earlier of the end of its useful life or the end of the lease term unless the lease transfers ownership of the underlying asset to the Company or the Company is reasonably certain to exercise an option to purchase the underlying asset. In those cases, the ROU asset is amortized over the useful life of the underlying asset. Amortization of the ROU asset is recognized and presented separately from interest expense on the lease liability.



Finance lease ROU assets are presented with property and equipment, net in the Condensed Consolidated Balance Sheets.

## [Table of Contents](#)

### *(g) Warrant and Tranche Liabilities*

Freestanding financial instruments that permit the holder to acquire shares that are either puttable by the holder, redeemable or contingently redeemable are required to be reported as liabilities in the financial statements. We present such liabilities on the Condensed Consolidated Balance Sheets at their estimated fair values. Changes in fair value of the liability are calculated each reporting period, and any change in value is recognized in the Condensed Consolidated Statements of Operations. Historically, we have determined that the warrants issued to investors and lenders which are exercisable for shares of our Series B-3 convertible preferred stock, should be classified as liabilities due to contingent redemption features of the underlying convertible preferred stock. See Note 9 for further discussion.

We determined that both the public and private placement warrants do not meet the criteria to be equity classified and should be recorded as liabilities. Our analysis concluded liability classification under ASC 815, *Derivatives and Hedging*, as these warrants include a provision that could allow cash settlement upon an event outside the control of the Company, and such event may not result in a change in control of the Company. In addition, the private placement warrants include a feature that can require an adjustment of the exercise price in certain circumstances after a change of control. As a result, the Private and Public Warrants do not meet the criteria for equity classification. See Note 9 for further discussion.

The Series B-2 Preferred Stock Financing (as described in Note 11) included second and third tranche rights and obligations to investors who participated in the initial B-2 Preferred Stock Financing round. We offered the Series B-2 preferred stock to all of our preferred stockholders at the time of the initial B-2 Preferred Stock Financing round (representing approximately 99.2% of our then-outstanding shares on an as-converted to common stock basis). The second and third tranche rights and obligations were exercisable into shares of our convertible preferred stock at a specified future date. The second and third tranche rights and obligations are considered freestanding financial instruments, and are classified as liabilities under ASC 480. See Note 11 for further discussion.

### *(h) Contingent Earnout Liability*

In connection with the execution of the Merger Agreement, MTAC entered into a sponsor support agreement (the "Sponsor Support Agreement") with MedTech Acquisition Sponsor LLC (the "Sponsor"), Legacy TriSalus and MTAC's directors and officers (the Sponsor and MTAC's directors and officers, collectively, the "Sponsor Holders"). Pursuant to the Sponsor Support Agreement, 3,125,000 shares of Common Stock in the Company held by the Sponsor Holders immediately after the Closing Date (such shares, the "Sponsor Earnout Shares") became unvested and subject to potential forfeiture if certain triggering events are not achieved prior to the 5th anniversary of the Closing Date (the "Earnout Period"). The Sponsor Earnout Shares are classified as a liability in the Company's Condensed Consolidated Balance Sheets because they do not qualify as being indexed to the Company's own stock. The earnout liability was initially measured at fair value at the Closing Date and is subsequently remeasured at the end of each reporting period. The change in fair value of the earnout liability is recorded in the Condensed Consolidated Statements of Operations. See Notes 3 and 8 for further detail.

### *(i) Use of Estimates*

The preparation of the consolidated financial statements in conformity with GAAP requires us to make estimates and assumptions that affect the reported amounts of assets and liabilities and disclosure of contingent assets and liabilities at the date of the consolidated financial statements and the reported amounts of revenue and expenses during the reporting period. Actual results could differ significantly from those estimates. The most significant estimates relate to the valuation of earnout, warrant and tranche liabilities, and the valuation allowance on deferred tax assets.

### *(j) Concentrations of Credit Risk and Other Risks and Uncertainties*

Our cash and cash equivalents are deposited primarily with two financial institutions and one investment institution. At times, the deposits in these institutions may exceed the amount of insurance provided on such deposits. We have not experienced any losses in such accounts and believe that we are not exposed to any significant risk on these balances.

### *(k) Share-Based Compensation*

We account for all employee and non-employee share-based compensation awards by recording expense based on the estimated fair value of the awards at the time of grant using the Black-Scholes-Merton option valuation model (“Black-Scholes”). The determination of fair value using an option-pricing model is affected by the estimated fair value of the Company’s stock, as well as

## [Table of Contents](#)

assumptions regarding a number of variables including, but not limited to, the fair value of underlying stock at the grant date, expected volatility of the underlying stock over the term of the awards, projected employee stock option exercise behaviors, and risk-free interest rates. We have elected to not include an estimated forfeiture rate in our share-based compensation expense recognition, in accordance with ASC Topic 718, *Compensation — Stock Compensation*, and we account for forfeitures in the period in which they occur. The estimated fair value of options granted is recognized as compensation expense on a straight-line basis over the expected life for each separately vesting portion of the awards. The fair value of options granted to non-employees is periodically reevaluated and adjusted to current fair value.

### *(l) Segment Reporting*

We have determined, in accordance with ASC Topic 280, *Segment Reporting*, that we operate under one operating segment, and therefore one reportable segment, TriSalus. Our Chief Executive Officer, who is the chief operating decision maker, reviews financial information on an aggregate basis for purposes of assessing performance and allocation resources. All of our long-lived assets, and all of our customers, are located in the United States.

### *(m) Revenue Recognition*

Our revenue is derived from the shipments of our PEDD infusion systems to our customers. Our customers are generally comprised of hospitals, clinics and physicians. Under ASC Topic 606, *Revenue Recognition*, we evaluate five steps to determine the appropriate timing and amount to recognize revenue. The five steps are:

- (a) Identify the contract — We do not maintain long-term contracts with our customers. Typically, customers will submit a purchase order to us for delivery of a quantity of our products, which incorporate enforceable rights and obligations constituting the contract with the customer.
- (b) Identify the performance obligation — Our performance obligation is to deliver the ordered products in accordance with the terms of the purchase order, which constitutes a single performance obligation. We do not have any on-going service obligation after delivery.
- (c) Determine the transaction price — We maintain a single sales price for each of our products, which is generally fixed. We do not have a history of any significant refunds, allowances or other concessions provided to our customers from the agreed-upon sales price after delivery of the product.
- (d) Allocate the transaction price — We do not have multiple performance obligations to complete when we fulfill a purchase order, therefore, the transaction price is fully allocated to the units being sold.
- (e) Recognize revenue — We recognize revenue at the point-in-time when the units for a purchase order have been shipped and control of the units has transferred to the customer, as evidenced by the delivery terms on the shipping documents. Typically, we ship Ex Works, so we recognize revenue when the shipment leaves our premises. In a small number of cases, the purchase order specifies alternate shipping terms, usually DAP (delivery at place). In those cases, we defer revenue recognition until we are assured the units have been delivered and control has transferred to the customer.

### *Recent Accounting Pronouncements*

In June 2016, the Financial Accounting Standards Board (“FASB”) issued ASU 2016-13, *Financial Instruments - Credit Losses: Measurement of Credit Losses on Financial Instruments*. Current GAAP requires an “incurred loss” methodology for recognizing credit losses that delays recognition until it is probable a loss has been incurred. ASU 2016-13 replaces the current incurred loss methodology for credit losses and removes the thresholds that companies apply to measure credit losses on financial statements measured at amortized cost, such as loans, receivables, and held-to-maturity debt securities with a methodology that reflects expected credit losses and requires consideration of a broader range of reasonable and supportable information to form credit loss estimates. The determination of the allowance for credit losses under the new standard would typically be based on evaluation of a number of factors, including, but not limited to, general economic conditions, payment status, historical collection patterns and loss experience, financial strength of the borrower, and nature, extent and value of the underlying collateral. For smaller

reporting companies, ASU 2016-13 is effective for fiscal years and for interim periods within those fiscal years beginning after December 15, 2022. It requires a cumulative effect adjustment to the balance sheet as of the beginning of the first reporting period in which the guidance is effective.

## [Table of Contents](#)

We adopted ASU 2016-13 on January 1, 2023. The effect of the adoption had an immaterial impact on our condensed consolidated financial statements.

### **(3) Business Combination**

On August 10, 2023, we consummated the previously announced merger pursuant to the Merger Agreement by and among MTAC, Merger Sub, Inc., and TriSalus Life Sciences, Inc. Upon the closing of the transactions contemplated by the Merger Agreement, Merger Sub merged with and into Legacy TriSalus (the “Business Combination”) with Legacy TriSalus surviving the merger as a wholly-owned subsidiary of MTAC, renamed “TriSalus Operating Life Sciences, Inc.” In addition, in connection with the consummation of the Business Combination, MTAC was renamed “TriSalus Life Sciences, Inc.”

Immediately prior to the effective time of the Merger, each in-the-money warrant of Legacy TriSalus that was unexercised and unexpired was automatically net exercised into the respective series of preferred stock of Legacy TriSalus. Each share of preferred stock of Legacy TriSalus (“Legacy TriSalus Preferred Stock”) that was issued and outstanding was then automatically converted into shares of common stock of Legacy TriSalus (“Legacy TriSalus Common Stock”) in accordance with the Amended and Restated Certificate of Incorporation of Legacy TriSalus at the then current conversion price, such that each converted share of Legacy TriSalus Preferred Stock was no longer outstanding and ceased to exist, and each holder of Legacy TriSalus Preferred Stock thereafter ceased to have any rights with respect to such securities.

At the Closing Date, by virtue of the Business Combination and without any action on the part of MTAC, Merger Sub, Legacy TriSalus or the holders of any of the following securities:

- (a) each share of Legacy TriSalus Common Stock (including shares of Legacy TriSalus Common Stock resulting from the conversion of shares of TriSalus Preferred Stock described above) that was issued and outstanding immediately prior to the Effective Time were exchanged at an exchange ratio of 0.02471853 (the “Exchange Ratio”) for an aggregate of 21,999,886 shares of our Common Stock;
- (b) each option to purchase shares of Legacy TriSalus Common Stock, whether vested or unvested, converted into an option to purchase shares of our Common Stock (“TriSalus Assumed Option”), with each TriSalus Assumed Option subject to the same terms and conditions as were applicable to the original Legacy TriSalus option and with the resulting exercise price and number of shares of TriSalus Common Stock purchasable based on the Exchange Ratio and other terms contained in the Merger Agreement; and
- (c) each Legacy TriSalus restricted stock unit (“RSU”) award converted into a restricted stock unit award to receive shares of our Common Stock (“TriSalus Assumed RSU Award”), with each TriSalus Assumed RSU Award subject to the same terms and conditions as were applicable to the original Legacy TriSalus restricted stock unit award, and with the number of shares of TriSalus Common Stock to which the TriSalus Assumed RSU Award relates being based on the Exchange Ratio and other terms contained in the Merger Agreement.

The Business Combination was accounted for as a reverse recapitalization in conformity with accounting principles generally accepted in the United States. Under this method of accounting, MTAC was treated as the “acquired” company for financial reporting purposes. This determination was primarily based on the fact that subsequent to the Business Combination, the Legacy TriSalus stockholders have a majority of the voting power of TriSalus, Legacy TriSalus comprises all of our ongoing operations, Legacy TriSalus has appointed a majority of our governing body, and Legacy TriSalus’ senior management comprises all of our senior management. Accordingly, for accounting purposes, the financial statements of the combined entity represented a continuation of the financial statements of Legacy TriSalus with the business combination being treated as the equivalent of Legacy TriSalus issuing stock for the net assets of MTAC, accompanied by a recapitalization. Operations prior to the Business Combination are those of Legacy TriSalus. Reported shares and earnings per share available to holders of the Company’s common stock, prior to the Business Combination, have been retroactively restated as shares reflecting the exchange ratio established in the Business Combination (1.0 share of Legacy TriSalus for approximately 0.02471853 shares of TriSalus).

Proceeds from this transaction totaled \$42,854. These proceeds were comprised of \$2,704 from the MTAC trust account, and \$40,150 received from the assumption of a concurrent private investment in public equity financing (“PIPE Financing”). Pursuant to the terms of the Merger Agreement, \$6,000 of the proceeds were used to pay expenses incurred by MTAC related to the merger, resulting in net cash proceeds of \$36,854. The Company incurred \$6,069 in transaction costs relating to the merger with MTAC, of which \$1,742 was recorded as a reduction of equity and the balance of \$4,327 was recorded in general and administrative expense.

## [Table of Contents](#)

Pursuant to the terms of the Merger Agreement, the existing stockholders of Legacy TriSalus exchanged their interests for shares of common stock of TriSalus. In addition, MTAC had previously issued public warrants and private placement warrants (collectively, the “MTAC Warrants”) as part of its initial public offering in November 2020. None of the terms of the MTAC Warrants were modified as a result of the Business Combination. On the Closing Date, the Company recorded a liability related to the MTAC Warrants of \$2,568. During the period from August 10, 2023, to September 30, 2023, the fair value of the MTAC Warrants increased to \$5,421, resulting in a loss on the change in fair value of \$2,853 and a gain of \$660 in the Condensed Consolidated Statements of Operations for the three and nine months ended September 30, 2023, respectively.

Immediately following the Business Combination, there were 26,316,681 shares of our Common Stock outstanding, options and RSUs to purchase an aggregate of 2,816,224 shares of common stock and warrants outstanding to purchase 14,266,605 shares of common stock.

### *PIPE Financing*

On the Closing Date, certain investors agreed to purchase an aggregate of 4,015,002 newly-issued shares of Series A Convertible Preferred Stock at a purchase price of \$10.00 per share for an aggregate purchase price of \$40,150, pursuant to separate subscription agreements dated June 7, 2023, and July 4, 2023 (collectively, the “Subscription Agreements”). See Note 11 for further discussion.

### *Sponsor Earnout*

In connection with the execution of the Merger Agreement, MTAC entered into the Sponsor Support Agreement. Pursuant to the Sponsor Support Agreement, the 3,125,000 Sponsor Earnout Shares became unvested and subject to potential forfeiture if certain triggering events are not achieved prior to the 5th anniversary of the Closing Date. Pursuant to the Sponsor Support Agreement, (i) 25% of the shares of our Common Stock held by the Sponsor Holders will only vest if, during the five year period following the Closing, the volume weighted average price of our Common Stock equals or exceeds \$15.00 for any 20 trading days within a period of 30 consecutive trading days, (ii) 25% of the shares of our Common Stock held by the Sponsor Holders will only vest if, during the five year period following the Closing, the volume weighted average price of our Common Stock equals or exceeds \$20.00 for any 20 trading days within a period of 30 consecutive trading days, (iii) 25% of the shares of our Common Stock held by the Sponsor Holders will only vest if, during the five year period following the Closing, the volume weighted average price of our Common Stock equals or exceeds \$25.00 for any 20 trading days within a period of 30 consecutive trading days; and (iv) 25% of the shares of our Common Stock held by the Sponsor Holders will only vest if, during the five year period following the Closing, the volume weighted average price of our Common Stock equals or exceeds \$30.00 for any 20 trading days within a period of 30 consecutive trading days. Additionally, the Sponsor Earnout Shares will vest if there is a change in control of our company on or before the 5th anniversary of the Closing Date that results in the holders of our Common Stock receiving a price per share equal to or in excess of the applicable earnout targets. Any such shares held by the Sponsor Holders that remain unvested after the 5th anniversary of the Closing will be forfeited.

## **(4) Financial Instruments**

Our financial instruments consist of cash, cash equivalents, accounts receivable, accounts payable, contingent earnout liability, and warrants to purchase preferred and common stock. The carrying values of these financial instruments (other than warrants and tranche liabilities, which are held at fair value) approximate fair value at September 30, 2023, and December 31, 2022. In general, asset and liability fair values are determined using the following categories:

Level 1 — Inputs utilize quoted prices in active markets for identical assets or liabilities.

Level 2 — Inputs include quoted prices for similar assets or liabilities in active markets, and inputs other than quoted prices that are observable for the asset or liability, either directly or indirectly.



Level 3 — Inputs are unobservable inputs and include situations where there is little, if any, market activity for the balance sheet items at period end. Pricing inputs are unobservable for the terms and are based on the Company's own assumptions about the assumptions that a market participant would use.

Our warrant, tranche and earnout liabilities are measured at fair value on a recurring basis.

## [Table of Contents](#)

### *Financial Instruments After Business Combination*

The carrying amount of our outstanding MTAC warrants liabilities was \$5,421 at September 30, 2023. The carrying amount of outstanding earnout liability was \$9,023 at September 30, 2023. These carrying values of the warrant liabilities represent the remeasurement to fair value each reporting period based on Level 1 inputs for the publicly traded MTAC Warrants and Level 2 inputs for the private placement MTAC Warrants. The carrying amounts of the contingent earnout liability represent the remeasurement to fair value each reporting period based on unobservable, or Level 3, inputs, using assumptions made by us, including the market price of our common stock and the observed volatility of a peer group of companies.

At the Closing Date, we assumed warrants to purchase 14,266,605 shares of common stock for \$11.50 (see Note 9). Of these, 8,333,272 are traded publicly and 5,933,333 are privately held. At the Closing Date, we determined the fair value of all the warrants to be \$2,568 based on the closing price of \$0.18 for the publicly traded warrants (Level 1).

At the Closing Date, we determined the fair value of the earnout liability to be \$28,927 based on a Monte Carlo simulation of future trading prices for our common stock. See Note 8 for further discussion.

The following tables summarize the changes in fair value of our outstanding earnout liability in the nine months ended September 30, 2023. The warrant and earnout liability were not present in the nine months ended September 30, 2022.

<b>Level 3 Liabilities</b>	<b>Fair Value at December 31, 2022</b>	<b>Change in Unrealized (Gains) Losses</b>	<b>Issuances (Settlements)</b>	<b>Net Transfer In (Out) of Level 3</b>	<b>Fair Value at September 30, 2023</b>
Contingent earnout liability	\$ —	\$ (19,904)	\$ 28,927	\$ —	\$ 9,023

### *Financial Instruments Prior to the Business Combination*

Our warrants and tranche liabilities are measured at fair value on a recurring basis. The carrying amount of outstanding warrant liabilities was zero and \$16,188 at September 30, 2023, and December 31, 2022, respectively. The carrying amount of outstanding tranche liabilities was zero and \$4,702 at September 30, 2023, and December 31, 2022, respectively. These carrying values represent the remeasurement to fair value each reporting period based on unobservable inputs, or Level 3 inputs, using assumptions made by us, including the probabilities assigned to a status quo scenario and the potential closing of the Business Combination (see Note 3) scenario, the value of the Series B-3 Warrants (as defined below) upon closing of the Business Combination, the fair value of the Company, the fair value of the underlying preferred stock, the Company's volatility, discount rate, and expected term of the related instrument.

See Note 9 for further discussion. These assumptions require significant judgment on the part of management and actual outcomes may materially differ from those estimated by management.

In March 2023, we sold shares of Series B-2 preferred stock with accompanying warrants to purchase Series B-3 preferred stock as part of the Second Tranche Closings (see Note 9). At issuance, the warrants issued to purchase Series B-3 preferred stock had a fair value of \$4,654 and were classified as a liability. The issuance of the Series B-2 preferred stock and accompanying warrants to purchase Series B-3 preferred stock as part of the Second Tranche Closings resulted in a \$584 loss on equity issuance.

In June 2023, we sold shares of Series B-2 preferred stock with accompanying warrants to purchase Series B-3 preferred stock as part of the Second Tranche Closings (see Note 9). At issuance, the warrants issued to purchase Series B-3 preferred stock had a fair value of \$10,047 and were classified as a liability. The issuance of the Series B-2 preferred stock and accompanying warrants to purchase Series B-3 preferred stock as part of the Second Tranche Closings resulted in a \$3,425 loss on equity issuance.

Immediately prior to the exercise of the warrants to purchase Series B-3 preferred stock in February, March, June and July 2023, the associated liabilities were remeasured to fair value.

In July 2023, warrants to purchase 2,239,309 shares of Series B-3 preferred stock were exercised for \$4,530.

At the Closing Date of the Business Combination, all in-the-money outstanding warrants and Series B-3 Warrants were remeasured to fair value, net-exercised, converted to shares of common stock of Legacy TriSalus, and then exchanged for shares of TriSalus common stock at the Exchange Ratio. Out-of-the-money warrants expired, resulting in a gain on expiration of \$18. The Series B-2 tranche liabilities also expired at the Closing Date of the Business Combination.

## [Table of Contents](#)

The following tables summarize the changes in fair value of our outstanding warrant and tranche liabilities measured using Level 3 inputs in the nine months ended September 30, 2023 and 2022:

Level 3 Liabilities	Fair Value at December 31, 2021	Change in Unrealized (Gains) Losses	Issuances (Settlements)	Net Transfer In (Out) of Level 3	Fair Value at September 30, 2022
Warrant liability	\$ 391	\$ (19)	\$ —	\$ —	\$ 372

Level 3 Liabilities	Fair Value at December 31, 2022	Change in Unrealized (Gains) Losses	Issuances (Settlements)	Net Transfer In (Out) of Level 3	Fair Value at September 30, 2023
Warrant liability	\$ 369	\$ —	\$ (369)	\$ —	\$ —
Series B-2 tranche liabilities	\$ 4,702	\$ (3,200)	\$ (1,502)	\$ —	\$ —
Series B-3 Warrant liabilities	\$ 15,819	\$ (311)	\$ (15,508) <sup>(1)</sup>	\$ —	\$ —

(1) This amount includes settlements of \$25,409, and final net exercise of \$4,800, transferred to convertible preferred stock, offset by issuances of \$14,701

### (5) Cash, cash equivalents and restricted cash

Cash, cash equivalents and restricted cash, as presented in the Condensed Consolidated Statements of Cash Flows, consisted of the following:

	September 30, 2023	December 31, 2022
Cash and cash equivalents	\$ 21,383	\$ 9,414
Restricted cash (included in Other assets)	250	250
Total cash, cash equivalents and restricted cash shown in the Condensed Consolidated Statements of Cash Flows	\$ 21,633	\$ 9,664

Restricted cash is \$250 held by our bank to support our corporate credit card program.

### (6) Inventory

The components of inventory are summarized as follows:

	September 30, 2023	December 31, 2022
Raw materials	\$ 289	\$ 753
Finished goods	1,340	718
Inventory, net	\$ 1,629	\$ 1,471

Finished goods amounts include a reserve for excess or obsolete inventory of nil and \$43 as of September 30, 2023, and December 31, 2022.

### (7) Accrued Liabilities

Accrued Liabilities consists of the following:

	September 30, 2023	December 31, 2022
Accrued liabilities	\$ 3,404	\$ 2,905

Accrued bonus	2,706	2,896
Accrued vacation	475	329
Accrued payroll	15	247
Total accrued liabilities	<u>\$ 6,600</u>	<u>\$ 6,377</u>

F-39

---

## (8) Contingent Earnout Liability

As described in Note 2 and Note 3, in connection with the execution of the Merger Agreement, MTAC entered into the Sponsor Support Agreement with the Sponsor Holders and Legacy TriSalus, pursuant to which, 3,125,000 of the shares of our Common Stock held by the Sponsor immediately after the Closing Date became unvested and subject to potential forfeiture if certain triggering events are not achieved during the Earnout Period. The earnout shares are classified as a liability and were initially measured at fair value at the Closing Date and will subsequently be remeasured at the end of each reporting period with the change in fair value of the earnout liability recorded in the Condensed Consolidated Statements of Operations.

The estimated fair value of the total contingent earnout liability at the closing on August 10, 2023, was \$28,927 based on a Monte Carlo simulation valuation model. The liability was remeasured to its fair value of \$9,023 as of September 30, 2023. This remeasurement resulted in the recording of \$19,904 for the three and nine months ended September 30, 2023, classified as change in fair value of contingent earnout liability in the Condensed Consolidated Statements of Operations. Assumptions used in the valuation are described below:

	September 30, 2023	August 10, 2023
Current stock price	\$ 5.12	\$ 11.34
Expected share price volatility	65.0 %	65.0 %
Risk-free interest rate	4.6 %	4.2 %
Expected term (years)	4.9	5
Estimated dividend yield	— %	— %

The estimated fair value of the liability was determined using a Monte Carlo simulation valuation model using a distribution of potential outcomes. The inputs and assumptions utilized in the calculation require management to apply judgment and make estimates including:

- (a) expected volatility, which is based on the historical equity volatility of publicly traded peer companies for a term equal to the expected term of the earnout period;
- (b) expected term, which we based on the earnout period per the agreement;
- (c) risk-free interest rate, which was determined by reference to the U.S. Treasury yield curve for time periods commensurate with the expected term of the earnout period; and
- (d) expected dividend yield, which we estimate to be zero based on the fact that we have never paid or declared dividends.

These estimates may be subjective in nature and involve uncertainties and matters of judgment and therefore cannot be determined with exact precision.

## (9) Warrants

Warrants outstanding at September 30, 2023, and December 31, 2022, are as follows:

	September 30, 2023	December 31, 2022
Public Warrants	8,333,272	—
Private Placement Warrants	5,933,333	—
Series B-3 Warrants	—	15,819,000
Total warrants	<u>14,266,605</u>	<u>15,819,000</u>

### *Public and Private Placement Warrant Liabilities*

In connection with consummation of the Business Combination, the Company assumed the warrant liabilities associated with 8,333,272 MTAC Public Warrants. Each Public Warrant is exercisable to purchase one share of common stock at a price of \$11.50 per share, subject to adjustment. As of September 30, 2023, there were 8,333,272 Public Warrants outstanding.

F-40

---

## [Table of Contents](#)

The Public Warrants will become exercisable 30 days after the completion of the Business Combination. The Public Warrants expire 5 years after the completion of the Business Combination or earlier upon redemption or liquidation.

On August 31, 2023, the Company filed an amended registration statement on Form S-1 (as may be amended from time to time) with the SEC registering the issuance of the shares of common stock issuable upon exercise of the warrants and will use its best efforts to cause such registration statement to become effective and to maintain a current prospectus relating to those shares of common stock until the warrants expire or are redeemed, as specified in the warrant agreement.

Once the warrants become exercisable, the Company may redeem for cash the outstanding Public Warrants:

- a. in whole and not in part;
- b. at a price of \$0.01 per Public Warrant;
- c. upon not less than 30 days' prior written notice of redemption to each warrant holder; and
- d. if, and only if, the reported closing price of the Common Stock equals or exceeds \$18.00 per share (as adjusted for stock splits, stock dividends, reorganizations, recapitalizations and the like) for any 20 trading days within a 30 trading day period ending three business days before the Company sends the notice of redemption to the warrant holders.

If and when the warrants become redeemable by the Company, the Company may exercise its redemption right even if it is unable to register or qualify the underlying securities for sale under all applicable state securities laws.

If the Company calls the Public Warrants for redemption, management will have the option to require all holders that wish to exercise the Public Warrants to do so on a "cashless basis." The exercise price and number of shares of common stock issuable upon exercise of the warrants may be adjusted in certain circumstances including in the event of a stock dividend, or recapitalization, reorganization, merger or consolidation. However, except as described below, the warrants will not be adjusted for issuances of common stock at a price below its exercise price. Additionally, in no event will the Company be required to net cash settle the warrants. Accordingly, the warrants may expire worthless.

In addition to the Public Warrants, the Company assumed the warrant liabilities associated with 5,933,333 MTAC Private Placement Warrants. The Private Placement Warrants are identical to the Public Warrants, except that the Private Placement Warrants and the common stock issuable upon the exercise of the Private Placement Warrants will not be transferable, assignable or saleable until 30 days after the completion of the Business Combination, subject to certain limited exceptions. Additionally, the Private Placement Warrants will be exercisable on a cashless basis and be non-redeemable so long as they are held by the initial purchasers or their permitted transferees. If the Private Placement Warrants are held by someone other than the initial purchasers or their permitted transferees, the Private Placement Warrants will be redeemable by the Company and exercisable by such holders on the same basis as the Public Warrants. As of September 30, 2023, there were 5,933,333 Private Placement Warrants outstanding.

We determined that both the Public and Private placement Warrants do not meet the criteria to be equity classified and should be recorded as liabilities. Our analysis concluded liability classification under ASC 815, *Derivatives and Hedging*, as these warrants include a provision that could allow cash settlement upon an event outside the control of the Company, and such event may not result in a change in control of the Company. As a result, the Private and Public Warrants do not meet the criteria for equity classification.

At the close of the Business Combination, the fair values of the Public Warrants and Private Placement Warrants were \$1,500 and \$1,068, respectively. As of September 30, 2023, the fair values of the Public Warrants and Private Placement Warrants were \$3,166 and \$2,255, respectively. The fair value of the Public Warrants has been measured based on the quoted price of such warrants on the Nasdaq Global Market. The transfer of Private Placement Warrants to anyone outside of a small group of individuals who are permitted transferees would result in the Private Placement Warrants having substantially the same terms as the Public Warrants. Therefore, we determined that the fair value of each Private Warrant is equivalent to that of each Public Warrant.





## [Table of Contents](#)

### *Series B-3 Warrants*

The Series B-3 Warrants were issued in conjunction with shares of Series B-2 preferred stock in October 2022, March 2023 and May 2023. Each warrant allowed the holder to purchase one share of Series B-3 preferred stock for \$0.05. The Series B-3 Warrants expired at the earlier of October 5, 2028, or the closing date of a change of control transaction. All in-the-money warrants that were outstanding at a change of control transaction would automatically net exercise.

In July 2023, Series B-3 Warrants to purchase 2,239,309 shares of Series B-3 preferred stock were exercised for \$4,530. At the Closing Date of the Business Combination, all in-the-money outstanding warrants and Series B-3 Warrants were net-exercised and converted to shares of common stock of Legacy TriSalus, then exchanged for shares of TriSalus common stock. Out-of-the-money warrants for other classes of preferred stock expired. The Series B-2 tranche liabilities also expired at the Closing Date of the Business Combination.

### *Subsequent Event: Warrant Repurchase Program*

In August 2023, our Board approved a warrant repurchase program, authorizing the repurchase of some or all of the Public Warrants (the “Warrant Repurchase Program”). The Board authorized an aggregate expenditure of up to \$4,000 for such repurchases. The repurchases may be made from time to time in open market or privately negotiated transactions. We may adopt one or more purchase plans pursuant to Rule 10b5-1 under the Exchange Act, in order to implement the Warrant Repurchase Program. The Warrant Repurchase Program does not obligate us to purchase any Public Warrants and may be terminated, increased or decreased by the Board in its discretion at any time. We adopted a purchase plan in October 2023. Through October 31, 2023, we had repurchased 28,502 Public Warrants for \$10.

## **(10) Income Taxes**

At the end of each interim period, we make our best estimate of the effective tax rate expected to be applicable for the full calendar year and use that rate to provide for income taxes on a current year-to-date basis before discrete items. If a reliable estimate cannot be made, we may make a reasonable estimate of the annual effective tax rate, including use of the actual effective rate for the year-to-date. The impact of the discrete items is recorded in the quarter in which they occur.

We utilize the balance sheet method of accounting for income taxes and deferred taxes which are determined based on the differences between the financial statements and tax basis of assets and liabilities given the provisions of the enacted tax laws. In assessing the realizability of the deferred tax assets, we considered whether it is more likely than not that some portion or all of the deferred tax assets will not be realized through the generation of future taxable income. In making this determination, we assessed all of the evidence available at the time including recent earnings, forecasted income projections, and historical financial performance. We have fully reserved deferred tax assets as a result of this assessment.

Based on our full valuation allowance against the net deferred tax assets, our effective federal tax rate for the calendar year is zero, and we recorded an immaterial income tax expense in the nine months ended September 30, 2023 and 2022.

## **(11) Preferred Stock**

### *Series A Convertible Preferred Stock*

At the Closing Date, we issued 4,015,002 shares of Series A Convertible Preferred Stock for \$40,150.

As of September 30, 2023, the Company is authorized to issue up to 10,000,000 shares of preferred stock with 5,984,998 shares available for issuance. The original issue price of the Series A Convertible Preferred Stock was \$10.00. The Series A Convertible Preferred Stock accrues cumulative dividends at the rate of 8.00% per annum on the original issue price. As of September 30, 2023, total undeclared cumulative dividends were \$458. We have not recorded the undeclared dividends in our condensed consolidated financial statements.



## [Table of Contents](#)

All shares of Series A Convertible Preferred Stock had the following rights:

### *(i) Conversion*

#### *(a) Optional Conversion*

The Series A Convertible Preferred Stock are convertible at any time at the option of the holder thereof into the number of shares of our Common Stock determined by the quotient of (i) the sum of \$10.00 (as adjusted for any stock dividend, stock split, reverse stock split, combination or similar event affecting the Series A Convertible Preferred Stock) (the "Liquidation Preference") and, if we have not elected to otherwise pay the accrued Annual Dividends (as defined below) in cash to the holder, the accrued Annual Dividends on such shares as of the date of conversion, divided by (ii) the Conversion Price (as defined in our Certificate of Designations, Preferences, and Rights of Series A Convertible Preferred Stock (the "Certificate of Designations")) of such shares in effect at the time of conversion.

#### *(b) Automatic Conversion*

On the four-year anniversary of the Closing, all then outstanding shares of Series A Convertible Preferred Stock shall automatically convert into the number of shares of our Common Stock equal to the quotient of (i) the sum of the Liquidation Preference and if we had not elected to otherwise pay the accrued Annual Dividends in cash to the holder, the accrued Annual Dividends on such shares as of the date of conversion, divided by (ii) the Conversion Price of such shares in effect at the time of conversion.

### *(ii) Voting Rights*

Holders of the Series A Convertible Preferred Stock are entitled to vote with the holders of our Common Stock on all matters submitted to a vote of our stockholders, except as otherwise provided in the Certificate of Designations or as required by applicable law, voting together with the holders of our Common Stock as a single class. Each holder is entitled to a number of votes in respect of the shares of Series A Convertible Preferred Stock owned as of the record date by it, or if no such record date is established, as of the date such vote is taken or any written consent of stockholders is solicited, equal to the quotient of (i) \$10.00 divided by (ii) the Minimum Price (as defined in Nasdaq Listing Rule 5635(d)) of our Common Stock as determined at Closing.

As long as any shares of Series A Convertible Preferred Stock are outstanding, we shall not, without the affirmative vote of the Holders of a majority of the then-outstanding shares of the Series A Convertible Preferred Stock, (i) amend, alter, repeal or otherwise modify any provision of our certificate of incorporation or the Certificate of Designations in a manner that would alter or change the terms or the powers, preferences, rights or privileges of the Series A Convertible Preferred Stock as to affect them adversely; (ii) authorize, create, increase the authorized amount of, or issue any class or series of capital stock senior to the Series A Convertible Preferred Stock; (iii) increase the authorized number of shares of Series A Convertible Preferred Stock or enter into any agreement with respect to the foregoing.

### *(iii) Dividends*

Holders of the Series A Convertible Preferred Stock are entitled to participate equally in any dividends declared to holders of Common Stock. In addition, each holder of the Series A Convertible Preferred Stock is entitled to receive cumulative annual dividends that accrue and accumulate on a daily basis at a rate per annum (calculated on the basis of an actual 365- or 366-day year, as applicable) equal to 8.00% of the original issue price of \$10.00 per share (the "Annual Dividends"). The Annual Dividends will be either paid in cash, paid by issuing fully paid and nonassessable shares of Common Stock, or a combination thereof when, as and if authorized and declared by our Board. Upon conversion or a change of control, any unpaid Annual Dividends will be paid to the holders, either in the form of common stock upon a conversion, or in cash upon a change of control. So long as any shares of Series A Convertible Preferred Stock remain outstanding, unless all Annual Dividends on all outstanding shares of Series A Convertible Preferred Stock have been declared and paid in cash, we will be prohibited from declaring any dividends on, or making any distributions relating to, other classes of our capital stock ranking junior to the Series A Convertible Preferred Stock, subject to certain exceptions.



## [Table of Contents](#)

### *(iv) Anti-dilution Provisions*

The initial Conversion Price of \$10.00 is subject to customary adjustments in the case of certain distributions to holders of our Common Stock payable in shares of our Common Stock, subdivisions, splits or combinations of the shares of our Common Stock and distributions to all holders of shares of our Common Stock of any convertible securities or options or any other assets for which there is no corresponding distribution in respect of the Series A Convertible Preferred Stock.

The Conversion Price will automatically reset upon each of February 10, 2025, and July 10, 2027, the eighteen-month and forty-seven-month anniversaries of the Closing Date, to be equal to the lowest of:

- (i) Initial Conversion Price, subject to adjustments for stock dividends and distributions or other distributions made to common stockholders for which there is no corresponding distribution for Preferred Stock,
- (ii) the then-current Conversion Price, and
- (iii) the higher of 1) the Floor Price (\$2.10 per share) or 2) the trailing ten-Trading Day VWAP of the Common Stock determined as of the date of such reset.

### *(iv) Liquidation Preferences*

The terms of the Series A Convertible Preferred Stock provide for liquidation preferences in the event of a change in control, liquidation, dissolution, or certain other fundamental transactions of the Company (a “Liquidation Event”), none of which were deemed probable as of September 30, 2023. The Liquidation Preferences of \$10.00 per share, plus all unpaid dividends, are payable prior to payment to any class of capital stock that is junior to the Series A Convertible Preferred Stock.

If the assets of the Company or the consideration received in such Liquidation Event are insufficient to make payment of the full Liquidation Preferences to all holders of Series A Convertible Preferred Stock, then such assets will be distributed ratably to the holders of Series A Convertible Preferred Stock in proportion to the full amounts to which they would otherwise have been entitled. After payment of the aforementioned Liquidation Preferences, any remaining proceeds from a Liquidation Event will be distributed to all classes of capital stock that are junior to the Series A Convertible Preferred Stock pro rata on an as-if converted basis.

### *Legacy TriSalus Preferred Stock*

Since inception, we have issued various series of preferred stock as described below. As described in Note 3, all of the Legacy TriSalus Preferred Stock was converted to Legacy TriSalus Common Stock immediately prior to the Merger and, upon consummation of the Merger, were exchanged for shares of our Common Stock. In accordance with the terms of the Legacy TriSalus Preferred Stock, upon an acquisition of the Company, the proceeds would be used to first pay the liquidation preferences on the preferred stock prior to payment to common stockholders. We have determined this is an in-substance redemption feature since holders of preferred stock represent a majority of our Board and control a majority of the stockholder vote on an as-if-converted basis. Thus, a decision to pursue an acquisition or accept the terms of an acquisition — and thereby redeem the convertible preferred stock — was deemed to be outside of our control. As a result, the Legacy TriSalus Preferred Stock has been classified as temporary equity in the accompanying Condensed Consolidated Balance Sheets. We have not adjusted the carrying values of the convertible preferred stock to the respective liquidation preferences of such shares as the instruments were not currently redeemable and we believed it was not probable that the instruments would become redeemable.

[Table of Contents](#)

Convertible preferred stock at September 30, 2023, August 10, 2023, and December 31, 2022, is as follows:

Series	September 30, 2023	August 10, 2023	December 31, 2022
Series A-1 preferred stock, \$0.001 par value per share. Issued, and outstanding 0 and 131,797 shares at September 30, 2023, and December 31, 2022, respectively	\$ —	\$ 6,065	\$ 6,065
Series A-2 preferred stock, \$0.001 par value per share. Issued, and outstanding 0 and 576,126 shares at September 30, 2023, and December 31, 2022, respectively	—	8,976	8,976
Series A-3 preferred stock, \$0.001 par value per share. Issued, and outstanding 0 and 612,822 shares at September 30, 2023, and December 31, 2022, respectively	—	10,611	10,611
Series A-4 preferred stock, \$0.001 par value per share. Issued, and outstanding 0 and 127,787 shares at September 30, 2023, and December 31, 2022, respectively	—	1,993	1,993
Series A-5 preferred stock, \$0.001 par value per share. Issued and outstanding 0 shares at September 30, 2023; authorized 734,533, issued and outstanding 730,320 and December 31, 2022	—	12,858	12,858
Series A-6 preferred stock, \$0.001 par value per share. Issued and outstanding 0 shares at September 30, 2023; authorized 805,848, issued and outstanding 800,657 at December 31, 2022	—	15,476	15,476
Series B preferred stock, \$0.001 par value per share. Issued and outstanding 0 shares at September 30, 2023; authorized 7,021,678, issued and outstanding 6,984,971 at December 31, 2022, respectively	—	84,637	84,528
Series B-1 preferred stock, \$0.001 par value per share. Issued, and outstanding 0 shares at September 30, 2023, authorized, issued and outstanding 1,659,672 at and December 31, 2022	—	23,500	23,499
Series B-2 preferred stock, \$0.001 par value per share. Issued and outstanding 0 and 706,243 shares at September 30, 2023, and December 31, 2022, respectively	—	—	—
Series B-3 preferred stock, \$0.001 par value per share. Issued and outstanding 0 and 0 shares at September 30, 2023, and December 31, 2022, respectively	—	39,858	—
<b>Total convertible preferred stock</b>	<b>\$ —</b>	<b>\$ 203,974</b>	<b>\$ 164,006</b>

The following table summarizes activity in convertible preferred stock in the nine months ended September 30, 2023, and 2022.

Series	Balance at December 31, 2022	Issuances	Retirements / Conversions	Balance at September 30, 2023
Series A-1	\$ 6,065	\$ —	\$ (6,065)	\$ —
Series A-2	8,976	—	(8,976)	—
Series A-3	10,611	—	(10,611)	—
Series A-4	1,993	—	(1,993)	—
Series A-5	12,858	—	(12,858)	—
Series A-6	15,476	—	(15,476)	—
Series B	84,528	109	(84,637)	—
Series B-1	23,499	1	(23,500)	—
Series B-2	—	—	—	—
Series B-3	—	39,858	(39,858)	—
<b>Total convertible preferred stock</b>	<b>\$ 164,006</b>	<b>\$ 39,968</b>	<b>\$ (203,974)</b>	<b>\$ —</b>





[Table of Contents](#)

Series	Balance at December 31, 2021	Issuances	Balance at September 30, 2022
Series A-1	\$ 6,065	\$ —	\$ 6,065
Series A-2	8,976	—	8,976
Series A-3	10,611	—	10,611
Series A-4	1,993	—	1,993
Series A-5	12,858	—	12,858
Series A-6	15,476	—	15,476
Series B	84,528	—	84,528
Series B-1	20,000	3,499	23,499
Total convertible preferred stock	<u>\$ 160,507</u>	<u>\$ 3,499</u>	<u>\$ 164,006</u>

Warrants to purchase convertible preferred stock at September 30, 2023, and December 31, 2022, are as follows:

Series	September 30, 2023	December 31, 2022
Series A-5 preferred stock, \$17.81 exercise price	—	4,213
Series A-6 preferred stock, \$20.23 exercise price	—	5,190
Series B preferred stock, \$0.41 exercise price	—	36,707
Series B-3 preferred stock, \$2.03 exercise price	—	2,824,974
Total warrants	<u>—</u>	<u>2,871,084</u>

The following table summarizes activity in warrants to purchase preferred stock in the nine months ended September 30, 2023. There was no activity in the nine months ended September 30, 2022.

Series	Balance at December 31, 2022	Exercises	Issuances	Retirements / Conversions	Balance at September 30, 2023
Series A-5	4,213	—	—	(4,213)	—
Series A-6	5,190	—	—	(5,190)	—
Series B	36,707	(11,123)	—	(25,584)	—
Series B-3	2,824,974	(4,771,642)	2,595,777	(649,109)	—

The Series A-5 and A-6 warrants were retired at the Closing Date as they were out-of-the money. The Series B and B-3 warrants were net-converted to shares of Legacy TriSalus Common Stock, then exchanged for shares of our Common Stock at the Closing Date.

The rights associated with the Legacy TriSalus Preferred Stock are described in our December 31, 2022, financial statements included in MTAC’s definitive proxy statement filed with the SEC on July 18, 2023.

*October 2022 Financing*

In early October 2022, we sold 706,243 shares of Series B-2 preferred stock in a private financing, primarily to existing stockholders, at a price of \$14.16 per share, raising approximately \$9,755 in net proceeds (the “B-2 Preferred Stock Financing”). For each share sold, we also issued a warrant to purchase four shares of Series B-3 preferred stock (with total warrants issued being for 2,824,974 shares of Series B-3 preferred stock) with a strike price of \$2.03 per share. The B-2 Preferred Stock Financing included, at our audit committee’s option, a second tranche for the sale of up to 518,854 shares of Series B-2 preferred stock for \$7,347 (which could be increased up to \$10,000 through the sale of additional shares), with each such share of Series B-2 preferred stock accompanied by a warrant to purchase four shares of Series B-3 preferred stock at a strike price of \$2.03 per share, for a total of 2,075,417 shares of Series B-3 preferred stock, and a third tranche, at the election of investors who participated in the second tranche, for the sale of up to 306,053 shares of Series B-2 preferred stock for \$4,334 (which could be increased up to an aggregate of 353,121 shares of Series B-2 preferred stock for approximately \$5,000 through the sale of additional shares of Series B-2 preferred stock), with each such share of Series B-2 preferred stock accompanied by a warrant to purchase eight shares of Series B-3 preferred stock at a strike price of \$2.03 per share, for a total of 2,448,428 shares of Series B-3 preferred stock. Investors can elect to not participate in the second tranche, and thereby give up their rights to participate in the third tranche, but such election would cause all of their shares of Series B-2 preferred stock and Series B-3 preferred

stock to immediately convert to common stock and any warrants to purchase Series B-3 preferred stock to convert to warrants to purchase common stock.

F-46

---

## [Table of Contents](#)

As a result of the issuance of the Series B-2 preferred stock, accompanying warrants to purchase Series B-3 preferred stock, and the second and third tranche rights and obligations, the anti-dilution feature of all prior issued preferred stock series was triggered. In accordance with the anti-dilution rights in the Company's certificate of incorporation, and in connection with the initial closing of the B-2 Preferred Stock Financing, the conversion prices of the Company's preferred stock (i) were adjusted to \$1.06 for Series A-1 preferred stock, \$0.33 for Series A-2 preferred stock, \$0.37 for Series A-3 preferred stock, \$0.34 for Series A-4 preferred stock, \$0.37 for Series A-5 preferred stock, \$0.42 for Series A-6 preferred stock, \$0.26 for Series B preferred stock, and \$0.30 for Series B-1 preferred stock and (ii) set to \$0.35 for Series B-2 preferred stock and \$0.05 for Series B-3 preferred stock, which correlate to approximate (in each case rounded to three decimals) exchange ratios of 1.155 to 1 for Series A-1 preferred stock, 1.173 to 1 for Series A-2 preferred stock, 1.162 to 1 for Series A-3 preferred stock, 1.165 to 1 for Series A-4 preferred stock, 1.189 to 1 for Series A-5 preferred stock, 1.190 to 1 for Series A-6 preferred stock, 1.154 to 1 for Series B preferred stock, 1.167 to 1 for Series B-1 preferred stock, 1 to 1 for Series B-2 preferred stock and 1 to 1 for Series B-3 preferred stock.

We offered the Series B-2 preferred stock to all of our existing preferred stockholders (representing approximately 99.2% of our then-outstanding shares on an as-converted to common stock basis) to continue to fund our operations through the expected period for completing the Business Combination (see Note 11), including expenses expected to be incurred in connection with the Business Combination and readying ourselves to be a public company. Board members, executives and other employees who participated in the B-2 Preferred Stock Financing did so under the same terms as other holders who do not provide services. As such, the Company concluded the B-2 Preferred Stock Financing was not compensatory and is not within the scope of ASC Topic 718, *Compensation — Stock Compensation*.

The warrants to purchase Series B-3 preferred stock ("Series B-3 Warrants") represent freestanding financial instruments that should be recognized as a liability as we are required to deliver puttable shares upon exercise of the warrants, which may be ultimately settled for cash due to the in-substance redemption feature, as described above. Similarly, the combined rights and obligations for the second and third tranches for Series B-2 preferred stock ("Series B-2 Tranche Liability") represents a freestanding financial instrument that should be classified as a liability under ASC 480 as, (i) the decision to exercise the tranche is outside of our control, as holders of Series B-2 preferred stock represent a majority of our Audit Committee (which, pursuant to the financing agreements for the B-2 Preferred Stock Financing determines whether to call the second tranche), and (ii) the Company is required to deliver puttable shares upon execution of the tranches rights and obligations, which may be ultimately settled in cash. Both the Series B-3 Warrants and the Series B-2 Tranche Liability are classified as liabilities and are presented on the accompanying Condensed Consolidated Balance Sheets at their estimated fair values at each reporting date and immediately prior to settlement with the resulting change in fair value recognized in earnings.

### *2023 Financing*

In January through September 2023, holders of warrants to purchase 4,771,642 shares of Series B-3 preferred stock exercised their purchase rights, for proceeds of approximately \$9,630. In addition, \$25,409 of warrant liabilities was transferred to Series B-3 preferred stock. Also, holders of warrants to purchase 11,123 shares of Series B preferred stock exercised their purchase rights, for proceeds of \$4, plus the transfer of warrant liabilities of \$106 to Series B preferred stock.

In March 2023, we effectuated closings ("Second Tranche Closings") of a portion of the second tranche of the B-2 Preferred Stock Financing whereby (i) 207,541 shares of Series B-2 preferred stock and accompanying warrants to purchase 830,167 shares of Series B-3 preferred stock, representing 40% of the shares committed in the second tranche, were sold for an aggregate purchase price of approximately \$2,932, net of execution costs, and (ii) 17,656 shares of Series B-2 preferred stock and accompanying warrants to purchase 70,624 shares of Series B-3 preferred stock, none of which were shares committed in the second tranche, were sold for an aggregate purchase price of \$250. As a result of the closings of a portion of the second tranche of the B-2 Preferred Stock Financing described above, in accordance with the anti-dilution rights in the Company's certificate of incorporation, the conversion prices of the Company's preferred stock were adjusted. The conversion prices were further adjusted as a result of the June 2023 exercise of a portion of the second tranche of the B-2 Preferred Stock Financing described below, which represent the conversion prices in effect on the Closing Date.

In May 2023, we amended the Series B-2 preferred stock agreement and warrant agreement to purchase Series B-3 preferred stock to extend the expiration date for the second tranche from February 28, 2023, to May 31, 2023.

In June 2023, we effectuated closings of a portion of the second tranche of the B-2 Preferred Stock Financing whereby (i) 257,779 shares of Series B-2 preferred stock and accompanying warrants to purchase 1,031,116 shares of Series B-3 preferred stock, representing approximately 49.7% of the shares committed in the second tranche, were sold for an aggregate purchase price of

F-47

---

## [Table of Contents](#)

approximately \$3,650, and (ii) 165,967 shares of Series B-2 preferred stock and accompanying warrants to purchase 663,868 shares of Series B-3 preferred stock, none of which were shares committed in the second tranche, were sold for an aggregate purchase price of \$2,350. As a result of the closings of a portion of the second tranche of the B-2 Preferred Stock Financing described above, in accordance with the anti-dilution rights in the Company's certificate of incorporation, the conversion prices of the Company's preferred stock (i) were adjusted to \$38.84 for Series A-1 preferred stock, \$12.14 for Series A-2 preferred stock, \$13.36 for Series A-3 preferred stock, \$12.55 for Series A-4 preferred stock, \$13.36 for Series A-5 preferred stock, \$14.97 for Series A-6 preferred stock, \$9.71 for Series B preferred stock, and \$10.93 for Series B-1 preferred stock and (ii) remained the same for Series B-2 preferred stock \$14.16 and Series B-3 preferred stock \$2.03, which correlate to approximate (in each case rounded to three decimals) exchange ratios of 1.275 to 1 for Series A-1 preferred stock, 1.290 to 1 for Series A-2 preferred stock, 1.303 to 1 for Series A-3 preferred stock, 1.277 to 1 for Series A-4 preferred stock, 1.333 to 1 for Series A-5 preferred stock, 1.351 to 1 for Series A-6 preferred stock, 1.250 to 1 for Series B preferred stock, 1.296 to 1 for Series B-1 preferred stock, 1 to 1 for Series B-2 preferred stock and 1 to 1 for Series B-3 preferred stock. These conversion prices remained in effect at the Closing Date. Any portion of the Series B-3 Warrants that remained unexercised at the time the Business Combination is consummated were automatically net settled for shares of Legacy TriSalus Common Stock immediately prior to the closing of the Business Combination (see Note 3) and exchanged into shares of our Common Stock at the Closing Date.

The fair value of the Series B-3 Warrants as of December 31, 2022, was determined using a probability-weighted expected outcome model whereby the following two scenarios were probability-weighted based on the Company's expectation of each occurring: (1) a status quo scenario whereby the Company would continue as a private company and (2) a scenario where the Business Combination would close. The fair value of the Series B-3 Warrants as of August 10, 2023, was determined solely using the scenario where the Business Combination would close. Under the status quo scenario, the Series B-3 Warrants, including warrants to be issued under the second and third tranches, were valued using the Black-Scholes model. The fair value of the Series B-2 Tranche Liability was determined using a Binomial Tranche Model. Both models incorporated the following significant assumptions for the respective valuation dates:

	<b>December 31, 2022</b>
Series B-2 preferred stock fair value per share	\$ 14.97
Series B-2 preferred stock exercise price per share	\$ 14.16
Series B-3 preferred stock fair value per share	\$ 3.24
Series B-3 Warrants exercise price per share	\$ 2.03
Volatility	50.0% – 65.0%
Risk free rate	4.0% – 4.7%
Series B-2 Tranche Liability expected term	0.2 – 0.4 years
Series B-3 Warrants expected term	5.8 – 6.0 years
Expected dividends	—

The fair value of the underlying shares of Series B-2 preferred stock and the Series B-3 Warrants used in these models were derived from estimates of the Company's equity fair value using the Guideline Public Company Method, specifically revenue multiples of comparable public companies were multiplied by the Company's forecasted 2023 and 2024 revenue. The valuation of Series B-3 Warrants under the Business Combination scenario incorporates an estimate of the fair value of the underlying Series B-3 preferred stock upon the close of the Business Combination of \$9.31 and \$10.93 per share, as of August 10, 2023, and December 31, 2022, respectively, which is based upon the enterprise value stated in the Merger Agreement of \$220,000 allocated to all outstanding shares of preferred stock, warrants to purchase preferred stock, and common stock on an as-if converted basis, and for the December 31, 2022 valuation, discounted at 30% from the expected Business Combination Closing Date. The Business Combination scenario as of August 10, 2023, and December 31, 2022, assumed there would be no additional exercises of the second and third tranches, and thus no value was assigned to the outstanding tranche rights and obligations, as the Company would not exercise its right to call the remaining second tranche.

The fair value of the Series B-3 Warrant Liabilities at issuance resulting from the completion of the Second Tranche Closings was estimated at \$14,701. The excess of the warrant liability's fair value compared to the proceeds received in

the Second Tranche Closings resulted in a charge to loss on equity issuance in the Condensed Consolidated statements of operations of \$4,171 for the nine months ended September 30, 2023.

## (12) Net Loss per Share

Basic net loss attributable to common stockholders per share is computed by dividing the net loss attributable to common stockholders by the weighted-average number of common shares outstanding for the period. During periods where we might earn net income, we would allocate to participating securities a proportional share of net income determined by dividing total weighted-average participating securities by the sum of the total weighted-average common shares and participating securities (the “two-class method”). Our preferred stock participates in any dividends declared by us and are therefore considered to be participating securities. Participating securities have the effect of diluting both basic and diluted earnings per share during periods of income. During periods where we incurred net losses, we allocate no loss to participating securities because they have no contractual obligation to share in our losses. We computed diluted loss per common share after giving consideration to the dilutive effect of stock options and warrants that are outstanding during the period, except where such nonparticipating securities would be antidilutive. Because we have reported net losses for the nine-month periods ended September 30, 2023 and 2022, diluted net loss per common share is the same as basic net loss per common share for those periods.

The following potentially dilutive securities (in common stock equivalent shares) have been excluded from the computation of diluted weighted-average shares outstanding because such securities have an antidilutive impact due to losses reported:

	September 30,	
	2023	2022
Preferred stock	4,015,002	11,624,155
Preferred stock warrants	—	46,111
Common stock warrants	14,266,605	—
Restricted stock units	184,018	—
Options to purchase common stock	2,632,206	1,710,860
	<u>21,097,831</u>	<u>13,381,126</u>

As described in Note 9, the triggering of the anti-dilution feature resulting from the closing of the second tranche of the Initial Preferred Stock Financing decreased the conversion prices applicable to all outstanding shares for previously issued preferred stock. As a result, a deemed dividend to the preferred stockholders of \$2,981 was recorded as an increase in the net loss attributable to common stockholders reflected in our unaudited Condensed Consolidated Statements of Operations for the nine months ended September 30, 2023. The deemed dividend increased the net loss per common share by \$0.72 for the nine months ended September 30, 2023.

## (13) Share-Based Compensation

We currently maintain the 2023 Equity Incentive Plan (the “2023 Plan”), which our Board of Directors and stockholders approved in connection with the Business Combination for purposes of granting equity-based incentive awards to our employees and consultants, including our executive officers and directors. Prior to the Business Combination, TriSalus granted equity incentive awards under the 2009 Amended and Restated Equity Incentive Plan (the “2009 Plan”). The 2009 Plan will not be used following the Business Combination. However, any awards granted under the 2009 Plan remain subject to the terms of the 2009 Plan and the applicable award agreement. Historically, we have used options as an incentive for long-term compensation to our executive officers because options allow our executive officers to realize value from this form of equity compensation only if the value of the underlying equity securities increase relative to the option’s exercise price, which exercise price is set at the fair market value of the underlying equity securities on the grant date.

## [Table of Contents](#)

Under the 2023 Plan, the Company's Board may grant equity-based incentive awards to employees, consultants and other service providers of the Company and its affiliates within the meaning of Section 422 of the Internal Revenue Code of 1986, as amended. Initially, 5,585,008 shares were authorized under the 2023 Plan. In addition, the share reserve will automatically increase on January 1 of each year for a period of 10 years, commencing on January 1, 2024, and ending on January 1, 2033, in an amount equal to (1) five percent of the total number of shares of the fully diluted Common Stock determined on December 31 of the preceding year, or (2) a lesser number of shares of Common Stock determined by our Board prior to January 1 of a given year. During the nine months ended September 30, 2023, we granted 1,179,480 options with a weighted average fair value of \$2.66, and 184,018 restricted stock units with a weighted average fair value of \$2.43. As of September 30, 2023, the balances under the two plans are below.

	September 30, 2023		
	Authorized	Outstanding	Available for Issue
2009 Plan	1,915,724	1,915,724	—
2023 Plan	5,585,008	900,500	4,684,508
Total	<u>7,500,732</u>	<u>2,816,224</u>	<u>4,684,508</u>

As of September 30, 2023, we had unrecognized compensation expense of \$250 and \$337, respectively, for options and RSUs granted under the 2009 Plan, and \$3,002 for options granted under the 2023 Plan.

Our Board, or a duly authorized committee thereof, administers the 2023 Plan. Our Board may also delegate to one or more of our officers the authority to, among other things, (1) designate employees (other than officers) to receive specified stock awards and (2) determine the number of shares subject to such stock awards. Under the 2023 Plan, the Board has the authority to determine award recipients, grant dates, the numbers and types of stock awards to be granted, the applicable fair market value and exercise price, and the provisions of each stock award, including the exercise period and the vesting schedule applicable to a stock award, subject to the limitations of the 2023 Plan.

Stock options are granted with an exercise price no less than 100% of the estimated fair value of a share of Common Stock at the date of grant.

### **(14) Dynavax Purchase**

In July 2020, we purchased all of the intellectual property and trial drug substance for SD-101 from Dynavax Technologies ("Dynavax"). We did not acquire any equity in Dynavax, nor any production facilities or personnel; this was a purchase of in-process research and development ("IPR&D"). SD-101, an investigational agent in development, is a toll-like receptor 9 ("TLR9") agonist which is believed to bind to the TLR9 receptors found on suppressive immune cells including myeloid-derived suppressor cells ("MDSCs") and antigen-presenting immune cells. Toll-like receptors play a key role in the innate immune system and create a bridge to adaptive immunity. It is believed that activating TLR9 primes immune cells to promote anti-tumor T cell function. We believe that SD-101, when delivered using our PEDD devices, can improve therapeutic distribution to solid tumors and improve outcomes for liver metastases and pancreatic cancer. We initiated a clinical study to evaluate SD-101 for the treatment of uveal melanoma liver metastases in September 2021, and initiated an additional study, for primary liver tumors, in March 2022.

Payments under the Dynavax purchase agreement consist of: (a) one upfront payment of \$9,000 that was split into two payments (\$5,000 and \$4,000, paid in July and December 2020, respectively), (b) milestone payments upon the achievement of certain development and commercial milestones, and (c) royalty payments based on aggregate annual net sales after SD-101 receives FDA approval to be sold.

The milestone payments range from \$1,000 to \$10,000, triggered by development achievements for each of up to four indications. The development milestone payments cannot exceed \$170,000. We have made milestone payments of \$1,000 in September 2021, after initiating our clinical study of uveal melanoma liver metastases, June 2022, after initiating our clinical study for primary liver tumors, and August 2023, after initiating our clinical study for pancreatic cancer.

In addition, we will have to pay up to four commercial milestones, \$10,000 upon first commercial sale of the product; \$20,000 upon the first occurrence of \$250,000 in annual net sales; \$20,000 upon the first occurrence of



\$500,000 in annual net sales; and \$30,000 upon the first occurrence of \$1,000,000 in annual net sales. In aggregate, the commercial milestones shall not exceed \$80,000.

F-50

---

[Table of Contents](#)

We will also pay annual royalties at the rate of 10% for aggregate annual net sales less than or equal to \$1,000,000 and 12% for aggregate annual net sales above that amount.

We record the milestone payments in R&D expense when they are incurred. We have reflected these milestone payments in the Consolidated Statements of Cash Flows as investing activities to reflect the contractual investment in the IPR&D. The milestone payments and royalty payments are contingent upon future events and therefore will also be recorded as expense when it is probable that a milestone has been achieved or when royalties are due.

**(15) Commitments and Contingencies**

From time to time, we may have certain contingent liabilities, including litigation, which arise in the ordinary course of its business activities. We accrue contingent liabilities when it is probable that future expenditures will be made and such expenditures can be reasonably estimated. In the opinion of management, there are no pending claims for which the outcome is expected to result in a material adverse effect on our consolidated financial position, results of operations, or cash flows.

Pursuant to the Amended and Restated Registration Rights Agreement, subject to certain requirements and customary conditions, the Company also grants piggyback registration rights and demand registration rights to the parties thereto, will pay certain expenses related to such registrations and will indemnify the parties thereto against certain liabilities related to such registrations. The Company's registration obligations under the Amended and Restated Registration Rights Agreement will terminate with respect to any party thereto on the date that such party no longer holds any Registrable Securities (as defined in the Amended and Restated Registration Rights Agreement). The Amended and Restated Registration Rights Agreement does not contain liquidated damages or other cash settlement provisions resulting from delays in registering the Company's securities.

We are not a party to any legal proceedings and we are not aware of any claims or actions pending or threatened against us. In the future, we might from time to time become involved in litigation relating to claims arising from our ordinary course of business.

## **Report of Independent Registered Public Accounting Firm**

To the Stockholders and Board of Directors  
TriSalus Life Sciences, Inc.:

### *Opinion on the Consolidated Financial Statements*

We have audited the accompanying consolidated balance sheets of TriSalus Life Sciences, Inc. and subsidiaries (the Company) as of December 31, 2022 and 2021, the related consolidated statements of operations, stockholders' deficit, and cash flows for the years then ended, and the related notes (collectively, the consolidated financial statements). In our opinion, the consolidated financial statements present fairly, in all material respects, the financial position of the Company as of December 31, 2022 and 2021, and the results of its operations and its cash flows for the years then ended, in conformity with U.S. generally accepted accounting principles.

### *Going Concern*

The accompanying consolidated financial statements have been prepared assuming that the Company will continue as a going concern. As discussed in Note 1 to the consolidated financial statements, the Company has suffered recurring losses from operations and has a net capital deficiency that raise substantial doubt about its ability to continue as a going concern. Management's plans in regard to these matters are also described in Note 1. The consolidated financial statements do not include any adjustments that might result from the outcome of this uncertainty.

### *Basis for Opinion*

These consolidated financial statements are the responsibility of the Company's management. Our responsibility is to express an opinion on these consolidated financial statements based on our audits. We are a public accounting firm registered with the Public Company Accounting Oversight Board (United States) (PCAOB) and are required to be independent with respect to the Company in accordance with the U.S. federal securities laws and the applicable rules and regulations of the Securities and Exchange Commission and the PCAOB.

We conducted our audits in accordance with the standards of the PCAOB. Those standards require that we plan and perform the audit to obtain reasonable assurance about whether the consolidated financial statements are free of material misstatement, whether due to error or fraud. Our audits included performing procedures to assess the risks of material misstatement of the consolidated financial statements, whether due to error or fraud, and performing procedures that respond to those risks. Such procedures included examining, on a test basis, evidence regarding the amounts and disclosures in the consolidated financial statements. Our audits also included evaluating the accounting principles used and significant estimates made by management, as well as evaluating the overall presentation of the consolidated financial statements. We believe that our audits provide a reasonable basis for our opinion.

/s/ KPMG LLP

We have served as the Company's auditor since 2022.

Denver, Colorado

April 21, 2023, except for Note 2a, as to which the date is December 14, 2023



**TRISALUS LIFE SCIENCES, INC.****CONSOLIDATED BALANCE SHEETS**  
**December 31, 2022 and 2021**  
**(in thousands, except share and per share data)**

	2022	2021
<b>Assets</b>		
Current assets:		
Cash and cash equivalents	\$ 9,414	\$ 30,301
Accounts receivable	1,557	1,357
Inventory, net	1,471	1,292
Prepaid expenses	4,772	2,181
Total current assets	17,214	35,131
Property and equipment, net	2,231	1,797
Right-of-use assets	1,381	—
Intangible assets, net	802	794
Other assets	367	115
Total assets	<u>\$ 21,995</u>	<u>\$ 37,837</u>
<b>Liabilities, Convertible Preferred Stock and Stockholders' Deficit</b>		
Current liabilities:		
Trade payables	\$ 4,947	\$ 1,300
Accrued liabilities	6,377	4,969
Series B-2 tranche liabilities	4,702	—
Series B-3 warrant liabilities	15,819	—
Short-term lease liabilities	370	—
Other current liabilities	141	104
Total current liabilities	32,356	6,373
Long-term lease liabilities	1,593	—
Warrant liabilities and other long-term liabilities	369	561
Total liabilities	34,318	6,934
Commitments and contingencies		
Convertible preferred stock	164,006	160,507
Stockholders' deficit:		
Common stock, \$0.0001 par value per share. Authorized 30,898,162 and 15,696,266 shares at December 31, 2022 and 2021, respectively; issued and outstanding 347,926 shares and 264,977 shares at December 31, 2022 and 2021, respectively	—	—
Additional paid-in capital	10,029	6,738
Accumulated deficit	(186,358)	(136,342)
Total stockholders' deficit	(176,329)	(129,604)
Total liabilities, convertible preferred stock and stockholders' deficit	<u>\$ 21,995</u>	<u>\$ 37,837</u>

See accompanying notes to consolidated financial statements.

**TRISALUS LIFE SCIENCES, INC.****CONSOLIDATED STATEMENTS OF OPERATIONS**  
**Years ended December 31, 2022 and 2021**  
**(in thousands, except share and per share data)**

	<u>2022</u>	<u>2021</u>
Revenue	\$ 12,398	\$ 8,401
Cost of goods sold	2,258	1,193
Gross profit	10,140	7,208
Operating expenses:		
Research and development	21,358	14,224
Sales and marketing	12,738	8,263
General and administrative	12,483	8,753
Loss from operations	(36,439)	(24,032)
Interest income	180	—
Interest expense	(1)	(1,761)
Loss on conversion of convertible notes	—	(3,416)
Loss on equity issuance	(8,312)	—
Change in fair value of tranche and warrant liabilities	(2,186)	(379)
Other income and expense, net	(420)	746
Loss before income taxes	(47,178)	(28,842)
Income tax expense	(9)	(3)
Net loss available to common stockholders	<u>\$ (47,187)</u>	<u>\$ (28,845)</u>
Deemed dividend related to Series B-2 preferred stock down round provision	<u>\$ (2,829)</u>	<u>\$ —</u>
Net loss attributable to common stockholders	<u>\$ (50,016)</u>	<u>\$ (28,845)</u>
Net loss per share, basic and diluted	\$ (161.55)	\$ (131.65)
Weighted average common shares outstanding, basic and diluted	309,609	219,100

See accompanying notes to consolidated financial statements.

TRISALUS LIFE SCIENCES, INC.

**CONSOLIDATED STATEMENTS OF STOCKHOLDERS' DEFICIT**  
**Years ended December 31, 2022 and 2021**  
**(in thousands, except share data)**

	<u>Common stock</u>		<u>Additional</u>	<u>Accumulated</u>	<u>Total</u>
	<u>Shares</u>	<u>Amount</u>	<u>paid-in</u>	<u>deficit</u>	<u>Stockholders'</u>
			<u>capital</u>		<u>Deficit</u>
At December 31, 2020	193,303	\$ —	\$ 1,364	\$(107,497)	\$ (106,133)
Exercise of options	71,647	—	54	—	54
Modification of convertible debt to remove conversion discount	—	—	5,210	—	5,210
Exercise of common stock warrants	28	—	—	—	—
Share-based compensation	—	—	109	—	109
Net loss	—	—	—	(28,845)	(28,845)
At December 31, 2021	264,978	\$ —	\$ 6,737	\$(136,342)	\$ (129,605)
Exercise of options	82,879	—	94	—	94
Exercise of common stock warrants	69	—	—	—	—
Share-based compensation	—	—	368	—	368
Deemed dividend	—	—	2,829	(2,829)	—
Net loss	—	—	—	(47,187)	(47,187)
At December 31, 2022	<u>347,926</u>	<u>\$ —</u>	<u>\$ 10,028</u>	<u>\$(186,358)</u>	<u>\$ (176,330)</u>

See accompanying notes to consolidated financial statements.

**TRISALUS LIFE SCIENCES, INC.**

**CONSOLIDATED STATEMENTS OF CASH FLOWS**  
**Years ended December 31, 2022 and 2021**  
**(in thousands)**

	<u>2022</u>	<u>2021</u>
<b>Cash flows from operating activities:</b>		
Net loss	\$ (47,187)	\$ (28,845)
<b>Adjustments to reconcile net loss to net cash used in operating activities:</b>		
Depreciation and amortization	398	464
Gain on PPP loan forgiveness	—	(828)
Loss on conversion of convertible notes	—	3,416
Loss on equity issuance	8,312	—
Change in fair value of tranche and warrant liabilities	2,186	379
Discount amortization and amortization of deferred financing costs	—	1,743
Share-based compensation expense	368	109
Gain (loss) on disposal of fixed assets	310	(4)
Milestone payment to Dynavax	1,000	1,000
<b>Changes in operating assets and liabilities:</b>		
Accounts receivable	(200)	(741)
Inventory	(179)	(725)
Prepaid expenses	(2,592)	(1,840)
Operating lease right-of-use assets	112	—
Operating lease liabilities	(87)	—
Trade payables, accrued expenses and other liabilities	5,246	3,175
Net cash used in operating activities	<u>(32,313)</u>	<u>(22,697)</u>
<b>Cash flows from investing activities:</b>		
Purchases of property and equipment	(655)	(1,097)
Milestone payment to Dynavax	(1,000)	(1,000)
Cash paid for intellectual property and licenses	(131)	(161)
Net cash used in investing activities	<u>(1,786)</u>	<u>(2,258)</u>
<b>Cash flows from financing activities:</b>		
Proceeds from the issuance of preferred stock, net of costs of \$0 and \$242, in the years ended December 31, 2022 and 2021, respectively	13,499	51,900
Proceeds from exercise of Series B preferred stock warrants	—	117
Payments on finance lease liabilities	(131)	—
Repayments on term loan (including \$254 balloon payment)	—	(1,348)
Net proceeds from issuance of convertible notes	—	45
Cash proceeds from the exercise of stock options and warrants for common stock	94	54
Net cash provided by financing activities	<u>13,462</u>	<u>50,768</u>
Increase (decrease) in cash, cash equivalents and restricted cash	(20,637)	25,813
Cash, cash equivalents and restricted cash, beginning of period	30,301	4,488
Cash, cash equivalents and restricted cash, end of period	<u>\$ 9,664</u>	<u>\$ 30,301</u>
<b>Supplemental disclosures of cash flow information:</b>		
Cash paid during the year for:		
Interest	\$ —	\$ 18
Income taxes	9	3
<b>Supplemental disclosure of noncash items:</b>		
Value of warrants issued with convertible notes	\$ —	\$ 10
Transfer of warrant liability to preferred stock upon exercise of warrants	—	3,397
Fixed asset purchases included in trade payables and accrued expenses	12	—
Put option liability transferred to Additional paid-In capital	—	5,210



Carrying value of convertible notes and accumulated interest transferred to preferred stock	—	49,118
---	---	--------

See accompanying notes to consolidated financial statements.

**TRISALUS LIFE SCIENCES, INC.**

**NOTES TO CONSOLIDATED FINANCIAL STATEMENTS**

(amounts in thousands, except share and per share data)

**(1) Nature of Business**

TriSalus Life Sciences, Inc. (the “Company,” “we,” “us”), a Delaware corporation, was incorporated in 2009 as Surefire Medical, Inc. The Company began doing business as TriSalus Life Sciences (“TriSalus”) in 2018, and changed its name to TriSalus Life Sciences, Inc. in August 2021. We are engaged in the research, development, and sales of innovative drug delivery technology and immune-oncology therapeutics to improve outcomes in difficult to treat liver and pancreatic cancer. Our technology is utilized in the delivery of our therapeutics and administered by interventional radiologists. We are developing and marketing two product lines — Pressure Enabled Drug Delivery (“PEDD™”) infusion systems, in use today, and an investigational agent, SD-101, which shows potential to enhance immune system response in the treatment of hepatocellular cancer, pancreatic cancer and other liver solid tumors. Our PEDD with SmartValve™ is the only technology designed to work in synchrony with the cardiac cycle to open collapsed vessels in the tumor to enable deeper perfusion and improve therapeutic drug delivery in tumors with high intratumoral pressure. PEDD with SmartValve has been shown in prospective and retrospective clinical studies and in multiple pre-clinical models to improve therapy uptake and tumor response.

TriNav™ is the newest therapy delivery device with SmartValve technology for the proprietary PEDD approach. Current sales consist of the TriNav infusion System, introduced in 2020, the Surefire Medical infusion System and a family of related guiding catheters. In 2020, we gained transitional pass-through payments (“TPT”) approval from the Centers for Medicare & Medicaid Services (“CMS”), which allows hospitals to cover the cost of using TriNav. The approval is scheduled to expire at the end of 2023; we are actively seeking an extension of the approval.

We believe the full potential of our technology can be realized through the combination of our drug delivery technology with immune-oncology drugs, so, in July 2020, we acquired our first immune-oncology drug, SD-101, and began clinical development of SD-101 for treatment of liver and pancreatic cancers.

We have funded operations to date principally with proceeds from the sale of preferred stock and from the issuance of debt and convertible debt. Since inception of the Company in 2009 through December 31, 2022, we have issued for cash \$108,664 of preferred stock, \$458 of common stock and \$57,466 of convertible notes and warrants, which has funded the cumulative net losses of \$186,358. During the year ended December 31, 2022, we raised \$13,499 in cash through the issuance of Series B-1 and Series B-2 preferred stock and \$94 from the exercise of stock options. In March 2021, all of the then outstanding principle amount of convertible notes, with accumulated interest, converted to shares of Series B preferred stock in accordance with the terms contained in the note agreements; the note conversion did not raise any cash. See notes 10 and 11 for further discussion of the convertible debt, warrants and the 2022 financing rounds.

As of December 31, 2022, we had cash, cash equivalents and restricted cash of \$9,664. The Company is still in its early stage, has yet to generate revenues sufficient to create positive cash flow and has accumulated deficit of \$186,358 as of December 31, 2022. We are currently undergoing a strategic transformation from a company focused solely on the sale of our infusion systems to a therapeutic company whereby our medical devices will be marketed alongside the pharmaceutical drugs and other treatments that the devices deliver to patients. This transformation requires that we restructure our operating infrastructure, resulting in an increase in operating expenses — including the development of a candidate pharmaceutical — that, in the short term, will not be fully offset by increased revenues.

In accordance with ASC Topic 205-40, *Presentation of Financial Statements, Going Concern: Disclosure of Uncertainties about an Entity’s Ability to Continue as a Going Concern*, we are required to evaluate whether there is substantial doubt about our ability to continue as a going concern each reporting period. In evaluating our ability to continue as a going concern, management projected our cash flow sources and needs and evaluated the conditions and events that could raise substantial doubt about our ability to continue as a going concern within one year after the date that these consolidated financial statements were issued. Management considered our current projections of future cash

flows, current financial condition, sources of liquidity and debt obligations for at least one year from the date of issuance of these consolidated financial statements in considering whether we have the ability to fund future operations and meet our obligations as they become due in the normal course of business.

## [Table of Contents](#)

Our ability to fund future operations and to continue the execution of our long-term business plan and strategy, including our transformation into a therapeutics company, will require that we raise additional capital through the issuance of additional equity and/or long-term debt. There can be no assurance that we will be able to raise such additional financing or, if available, that such financing can be obtained on satisfactory terms. If adequate capital resources are not available on a timely basis, we intend to consider limiting our operations substantially. This limitation of operations could include a hiring freeze, reductions in our workforce, reduction in cash compensation, deferring clinical trials and capital expenditures, and reducing other operating costs.

Our current operating plan, which is in part determined based on our most recent results and trends, along with the items noted above, raises substantial doubt about the Company's ability to continue as a going concern. Our financial statements have been prepared assuming we will continue as a going concern, which contemplates the continuity of normal business activities and realization of assets and settlement of liabilities in the normal course of business, and do not include any adjustments that might be necessary should we be unable to continue as a going concern.

We are subject to various risks and uncertainties frequently encountered by companies in the early stages of growth, particularly companies in the rapidly evolving market for medical technology-based and pharmaceutical products and services. Such risks and uncertainties include, but are not limited to, a limited operating history, need for additional capital, a volatile business and technological environment, the process to test and obtain approval to market the candidate pharmaceutical, an evolving business model, and demand for our products. To address these risks, we must, among other things, gain access to capital in amounts and on acceptable terms, maintain and increase our customer base, implement and successfully execute our business strategy, develop the candidate pharmaceutical, continue to enhance our technology, provide superior customer service, and attract, retain, and motivate qualified personnel. There can be no guarantee that we will be successful in addressing such risks.

### **(2) Summary of Significant Accounting Policies**

#### ***(a) Basis of Presentation***

The accompanying consolidated financial statements have been prepared in accordance with U.S. Generally Accepted Accounting Principles ("GAAP"). The accompanying consolidated financial statements include the accounts of the Company and its wholly owned subsidiaries as of December 31, 2022 and 2021, respectively: TriSalus Medical LLC and TriSalus Therapeutics LLC. Unless otherwise specified, references to the Company are references to TriSalus Life Sciences Inc. and its consolidated subsidiaries. All intercompany transactions and balances have been eliminated upon consolidation. The presentation of change in fair value of warrants for 2021 on the consolidated statement of operations has been reclassified to conform to current year presentation.

In connection with the Business Combination with MTAC that was consummated on August 10, 2023 (see Note 17), the Company retroactively applied the recapitalization of the Company's equity structure including the consolidated statements of stockholders' deficit from January 1, 2021 to December 31, 2022 and the weighted average common shares outstanding, basic and diluted for the years ended December 31, 2022 and 2021. The retroactive application reflects the equivalent number of shares of New TriSalus common stock, \$0.0001 par value per share, issued to the Company's stockholders in connection with the Business Combination at the applicable exchange ratio of 0.02471853 (the "Exchange Ratio").

#### ***(b) Cash and Cash Equivalents***

We consider all highly liquid investments with original maturities of three months or less at the time of purchase to be cash equivalents. We invest excess cash primarily in money market funds.

#### ***(c) Concentrations of Credit Risk and Other Risks and Uncertainties***

Our cash is deposited primarily with one financial institution. At times, the deposits in this institution may exceed the amount of insurance provided on such deposits. We have not experienced any losses in such accounts and believe that we are not exposed to any significant risk on these balances.

***(d) Accounts Receivable and Customer Concentrations***

Accounts receivable are recorded at the invoiced amount and do not bear interest. The allowance for doubtful accounts is our best estimate of the amount of probable credit losses in our existing accounts receivable. We review our allowance for doubtful accounts periodically and establish reserves based on management's expectations of realization based on historical write-off experience, as well

## [Table of Contents](#)

as current general economic conditions and expectations regarding collection. Account balances are charged against the allowance after all reasonable means of collection have been exhausted and the potential for recovery is considered remote.

As of December 31, 2022, one distributor customer constituted 19% of our accounts receivable balance. As of December 31, 2021, one distributor customer constituted 34% of our accounts receivable balance.

We had one distributor customer which constituted 20% and 25% of our revenue for the years ended December 31, 2022 and 2021, respectively. The arrangement with this distributor terminated on December 31, 2022.

### ***(e) Leases***

We account for leases in accordance with Accounting Standards Codification (“ASC”) Topic 842, *Leases*. We determine if an arrangement is or contains a lease at contract inception, and, if it does, we recognize a right-of-use (ROU) asset and a lease liability at the lease commencement date.

For operating and finance leases, the lease liability is initially measured at the present value of the unpaid lease payments at the lease commencement date. The lease liability is subsequently measured at amortized cost using the effective-interest method.

The ROU asset is initially measured at cost, which comprises the initial amount of the lease liability adjusted for lease payments made at or before the lease commencement date, plus any initial direct costs incurred less any lease incentives received.

For operating leases, the ROU asset is subsequently measured throughout the lease term at the carrying amount of the lease liability, plus initial direct costs, plus (minus) any prepaid (accrued) lease payments, less the unamortized balance of lease incentives received. Lease expense for lease payments is recognized on a straight-line basis over the lease term.

For finance leases, the ROU asset is subsequently amortized using the straight-line method from the lease commencement date to the earlier of the end of its useful life or the end of the lease term unless the lease transfers ownership of the underlying asset to the Company or the Company is reasonably certain to exercise an option to purchase the underlying asset. In those cases, the ROU asset is amortized over the useful life of the underlying asset. Amortization of the ROU asset is recognized and presented separately from interest expense on the lease liability.

### ***(f) Inventory***

Inventory is carried at the lower of cost or net realizable value. The balance includes the cost of raw materials, and finished goods — including direct labor and manufacturing overhead — and is recorded on the first-in first-out method. Write-downs for excess and obsolete inventory are charged to cost of goods sold in the period when conditions giving rise to the write-downs are first recognized. Valuation reserves are recorded when, in our best judgment, we determine the carrying value of the affected inventory may be impaired or its net realizable value exceeds its cost.

### ***(g) Use of Estimates***

The preparation of the consolidated financial statements in conformity with GAAP requires us to make estimates and assumptions that affect the reported amounts of assets and liabilities and disclosure of contingent assets and liabilities at the date of the consolidated financial statements and the reported amounts of revenue and expenses during the reporting period. Actual results could differ significantly from those estimates. The most significant estimates relate to the valuation of warrant liabilities and tranche liabilities, and the valuation allowance on deferred tax assets.

### ***(h) Property and Equipment***

Property and equipment are recorded at cost. Repairs and maintenance costs are expensed as incurred. Depreciation is calculated using the straight-line method over the estimated useful lives of the assets, which range from two to

seven years. Leasehold improvements are amortized on a straight-line basis over the lesser of estimated useful lives or the lease term.

**(i) Impairment and Disposal of Long-Lived Assets**

We review long-lived assets and intangible assets (principally patents) for impairment whenever events or changes in circumstances indicate that the carrying amount of an asset may not be recoverable. Recoverability of assets to be held and used is generally measured by a comparison of the carrying amount of the asset to future net cash flows expected to be generated by the asset. If such assets are considered to be impaired, the impairment to be recognized is measured by the amount by which the carrying amounts of the assets exceed the estimated fair values of the assets. Assets to be disposed of are reported at the lower of the carrying amount or fair value less cost to sell.

**(j) Share-Based Compensation**

We account for all employee share-based compensation awards by recording expense based on the estimated fair value of the awards at the time of grant using the Black-Scholes-Merton option valuation model (“Black-Scholes”). The determination of fair value using an option-pricing model is affected by the estimated fair value of the Company’s stock, as well as assumptions regarding a number of variables including, but not limited to, the fair value of underlying stock at the grant date, expected volatility of the underlying stock over the term of the awards, projected employee stock option exercise behaviors, and risk-free interest rates. We have elected to not include an estimated forfeiture rate in our share-based compensation expense recognition, in accordance with ASC Topic 718, *Compensation — Stock Compensation*, and we account for forfeitures in the period in which they occur. The estimated fair value of options granted is recognized as compensation expense on a straight-line basis over the expected life for each separately vesting portion of the awards.

**(k) Segment Reporting**

We have determined, in accordance with ASC Topic 280, *Segment Reporting*, that we operate under one operating segment, and therefore one reportable segment, TriSalus. Our Chief Executive Officer, who is the chief operating decision maker, reviews financial information on an aggregate basis for purposes of assessing performance and allocation resources. All of our long-lived assets, and all of our customers, are located in the United States.

**(l) Revenue Recognition**

Our revenue is derived from the shipments of our PEDD infusion systems to our customers. Our customers are generally comprised of hospital, clinics and physicians. Under ASC Topic 606, *Revenue Recognition*, we evaluate five steps to determine the appropriate timing and amount to recognize revenue. The five steps are:

1. Identify the contract — We do not maintain long-term contracts with our customers. Typically, customers will submit a purchase order to us for delivery of a quantity of our products, which incorporate enforceable rights and obligations constituting the contract with the customer.
2. Identify the performance obligation — Our performance obligation is to deliver the ordered products in accordance with the terms of the purchase order, which constitutes a single performance obligation. We do not have any on-going service obligation after delivery.
3. Determine the transaction price — We maintain a single sales price for each of our products, which is generally fixed. We do not have a history of any significant refunds, allowances or other concessions provided to our customers from the agreed-upon sales price after delivery of the product. We do not offer discounts, except to distributors as discussed below. We have certain arrangements with distributors under which the distributors purchase our products and then resell them in geographic markets where we do not have a sales presence. Those arrangements provide for a discount on the invoice; when the distributor resells our units at our normal sales price, the discount serves to compensate the distributor for their efforts. We record these sales net of the discounts.
4. Allocate the transaction price — We do not have multiple performance obligations to complete when we fulfill a purchase order, as such, the transaction price is allocated fully to the units being sold.



5. Recognize revenue — We recognize revenue at the point-in-time when the units for a purchase order have been shipped and control of the units has transferred to the customer, as evidenced by the delivery terms on the shipping documents. Typically, we ship Ex Works, so we recognize revenue when the shipment leaves our premises. In certain cases, the purchase order

## [Table of Contents](#)

specifies alternate shipping terms, usually DAP (delivery at place). In those cases, we defer revenue recognition until we are assured the units have been delivered and control has transferred to the customer.

### ***(m) Research and Development***

Research and development (“R&D”) costs include our engineering, regulatory, pre-clinical and clinical activities. R&D costs are expensed as incurred and included milestone payments of \$1,000 to Dynavax for SD-101 in each of the years ended December 31, 2022 and 2021, respectively. See Note 9 for further discussion of Dynavax.

We are required to estimate our expenses resulting from our obligations under agreements with vendors, consultants, and contract research organizations, in connection with conducting R&D activities. The financial terms of these contracts are subject to negotiations, which vary from agreement to agreement and may result in payment flows that do not match the periods over which goods or services are provided. We reflect R&D expenses in our consolidated financial statements by matching those expenses with the period in which services and efforts are expended. We account for these expenses according to the progress of the agreements, along with preparation of financial models, taking into account discussions with research and other key personnel as to the progress of studies or other services being performed. To date, we have had no material differences between our estimates of such expenses and the amounts actually incurred. Nonrefundable advance payments for goods and services are deferred and recognized as expense in the period that the related goods are consumed or services are performed.

### ***(n) Advertising***

Advertising expense, which is included in sales and marketing costs, is expensed as incurred, and expense for the years ended December 31, 2022 and 2021, was \$2,201 and \$1,400, respectively.

### ***(o) Income Taxes***

We account for income taxes pursuant to ASC Topic 740, *Income Taxes*, which requires the use of the asset-and-liability method of accounting for deferred income taxes. Deferred tax assets and liabilities are recognized for the future tax consequences attributable to differences between the financial statements carrying amounts of existing assets and liabilities and their respective tax bases. A valuation allowance is recorded to the extent it is more likely than not that a deferred tax asset will not be realized. Deferred tax assets and liabilities are measured using enacted tax rates expected to apply to taxable income in the years in which those temporary differences are expected to be recovered or settled. The effect on deferred tax assets and liabilities of a change in tax rates is recognized in operations in the period that includes the enactment date.

The Company recognizes the effect of income tax positions when it is more likely than not, based on technical merits, that the position will be sustained upon examination. Through 2022, management determined that no uncertain tax positions have been taken or are expected to be taken that could have a material effect on the Company’s income tax liabilities.

### ***(p) Warrant and Tranche Rights and Obligation Liabilities***

Freestanding financial instruments that permit the holder to acquire shares that are either puttable by the holder, redeemable or contingently redeemable are required to be reported as liabilities in the financial statements. We present such liabilities on the balance sheets at their estimated fair values. Changes in fair value of the liability are calculated each reporting period, and any change in value are recognized in the consolidated statements of operations. We have determined that the warrants issued to investors and lenders, which are exercisable for shares of our convertible preferred stock, should be classified as liabilities due to contingent redemption features of the underlying convertible preferred stock.

The B-2 Preferred Stock Financing (as described in Note 12) included second and third tranche rights and obligations to investors who participated in the initial B-2 Preferred Stock Financing round. We offered the Series B-2 preferred stock to all of our preferred stockholders at the time of the initial B-2 Preferred Stock Financing round (representing approximately 99.2% of our then outstanding shares on an as-converted to common stock basis). The

second and third tranche rights and obligations are exercisable into shares of our convertible preferred stock at a specified future date. The second and third tranche rights and obligations are considered freestanding financial instruments, and are classified as liabilities under ASC 480. See Note 12 for further discussion.

**(q) Recent Accounting Pronouncements**

In February 2016, the FASB issued Accounting Standards Update (“ASU”) 2016-02, *Leases (“ASC Topic 842”)*, which supersedes FASB ASC Topic 840, *Leases*, and makes other conforming amendments to U.S. GAAP. ASU 2016-02 requires, among other changes to the lease accounting guidance, lessees to recognize most leases on the balance sheet via a right of use asset and lease liability, and additional qualitative and quantitative disclosures. ASU 2016-02 was effective for us, as a private company, for fiscal years beginning after December 15, 2021, permits early adoption, and mandates a modified retrospective transition method. We adopted this guidance as of January 1, 2022. The adoption resulted in an increase in assets of \$1,512 (net of \$320 of accrued rent and unamortized tenant improvement allowances), current liabilities of \$236, and long-term liabilities of \$1,596.

In December 2019, the FASB issued ASU 2019-12, *Income Taxes (Topic 740): Simplifying the Accounting for Income Taxes*. The ASU removes certain exceptions to the general principles in ASC Topic 740 and clarifies the existing guidance to improve consistent application. ASU 2019-12 was effective for us, as a private company, beginning on January 1, 2022, with early adoption permitted. The transition method (retrospective, modified retrospective, or prospective basis) for adopting the guidance depends on the specific facts and circumstances addressed in the guidance. We adopted this guidance with no material impact on our consolidated financial statements and related disclosures.

In August 2020, the FASB issued ASU 2020-06, *Debt — Debt with Conversion and Other Options (Subtopic 470-20) and Derivatives and Hedging — Contracts in Entity’s Own Equity (Subtopic 815-40)*, which simplifies the accounting for certain financial instruments with characteristics of liabilities and equity, including convertible instruments and contracts on an entity’s own equity. Specifically, the ASU “simplifies accounting for convertible instruments by removing major separation models required under current GAAP, including the concept of beneficial conversion features.” In addition, the ASU “removes certain settlement conditions that are required for equity contracts to qualify for the derivative scope exception, which will permit more equity contracts to qualify for it” and “simplifies the diluted earnings per share (EPS) calculation in certain areas.” ASU 2020-06 is effective for private and emerging growth companies for fiscal years beginning after December 15, 2023, and interim periods within those fiscal years, with early adoption permitted in years beginning after December 15, 2020. ASU 2020-06 permits adoption on a retrospective basis to financial instruments outstanding as of the beginning of the first comparative reporting period presented. We elected to adopt ASU 2020-06 on January 1, 2022, on a retrospective basis. The adoption of ASU 2020-06 did not have a material impact on our consolidated financial statements.

In October 2021, the FASB issued ASU 2021-07, *Determining the Current Price of an Underlying Share for Equity-Classified Share-Based Awards*, which allows nonpublic entities to use, as a practical expedient, the application of a reasonable valuation method to determine the current price input of equity-classified share-based payment awards issued in exchange for goods or services. The ASU notes that a valuation performed in accordance with specified U.S. Treasury regulations related to internal Revenue Code Section 409A is an example of a reasonable valuation method. The guidance is effective for fiscal years beginning on or after December 15, 2021. We adopted this guidance on January 1, 2022. The adoption did not have a material impact on our consolidated financial statements.

**(3) Financial Instruments**

Our financial instruments consist of cash, accounts receivable, trade accounts payable, tranche and warrant liabilities to purchase preferred stock, long-term debt and convertible notes. The carrying values of these financial instruments (other than tranche liabilities and warrant liabilities, which are held at fair value) approximate fair value for the years ended December 31, 2022 and 2021. In general, asset and liability fair values are determined using the following categories:

Level 1 — Inputs utilize quoted prices in active markets for identical assets or liabilities.

Level 2 — Inputs include quoted prices for similar assets or liabilities in active markets, and inputs other than quoted prices that are observable for the asset or liability, either directly or indirectly.

Level 3 — Inputs are unobservable inputs and include situations where there is little, if any, market activity for the balance sheet items at period end. Pricing inputs are unobservable for the terms and are based on the Company's own assumptions about the assumptions that a market participant would use.

Our financial instruments, including tranche liabilities and warrant liabilities, are measured at fair value on a recurring basis, including immediately prior to exercise. The carrying amount of outstanding warrant liabilities was \$16,188 and \$391 at

[Table of Contents](#)

December 31, 2022 and 2021, respectively, and the carrying amount of outstanding tranche liabilities was \$4,702 and \$0 at December 31, 2022 and 2021, respectively. These carrying values approximate fair value based on unobservable inputs, or Level 3 inputs, using assumptions made by us, including the fair value of the underlying preferred stock, volatility, discount rate, and expected term. The put option liability was retired in March 2021 in conjunction with the conversion of all convertible notes to Series B preferred stock; see note 11 for further discussion. There were no transfers between levels for the years ended December 31, 2022 and 2021.

In October 2022, we sold shares of Series B-2 preferred stock with accompanying warrants to purchase Series B-3 preferred stock (see Note 12). This also included rights and obligations exercisable for additional Series B-2 preferred stock and Series B-3 warrants through a second and third tranche. We offered the Series B-2 preferred stock to all of our preferred stockholders at the time of the initial B-2 Preferred Stock Financing round (representing approximately 99.2% of our then outstanding shares on an as-converted to common stock basis). At issuance, the warrants issued to purchase Series B-3 preferred stock had a fair value of \$11,966 (remeasured to \$15,819 at December 31, 2022), the tranche rights and obligations associated with the second tranche had a fair value of \$3,109 (remeasured to \$2,250 at December 31, 2022), and the tranche rights and obligations associated with the third tranche had a fair value of \$3,238 (remeasured to \$2,452 at December 31, 2022), all of which have been classified as liabilities. The fair value is determined based on unobservable inputs, or Level 3 inputs, using assumptions made by us, including the probabilities assigned to both a status quo scenario and the potential closing of the Business Combination (see Note 16), the value of the Series B-3 warrants upon closing of the Business Combination, the fair value of the Company and resulting fair value of the underlying preferred stock, volatility, and expected term; see note 12 for further discussion. These assumptions require significant judgment on the part of management and actual outcomes may materially differ from those estimated by management.

The following tables summarize the changes in fair value of our outstanding warrant and tranche liabilities for the years ended December 31, 2022 and 2021:

Level 3 Liabilities	Fair Value at December 31, 2020	Change in Unrealized (Gains) Losses	Issuances (Settlements)	Net Transfer In (Out) of Level 3	Fair Value at December 31, 2021
Warrant liability	\$ 3,399	\$ 379	\$ (3,387) <sup>(1)</sup>	\$ —	\$ 391
Put option liability	\$ 5,140	\$ 70	\$ (5,210)	\$ —	\$ —

Level 3 Liabilities	Fair Value at December 31, 2021	Change in Unrealized (Gains) Losses	Issuances (Settlements)	Net Transfer In (Out) of Level 3	Fair Value at December 31, 2022
Warrant liability	\$ 391	\$ (22)	\$ —	\$ —	\$ 369
Series B-2 tranche liabilities	\$ —	\$ (1,645)	\$ 6,347	\$ —	\$ 4,702
Series B-3 warrant liabilities	\$ —	\$ 3,853	\$ 11,966	\$ —	\$ 15,819

(1) This amount includes settlements of \$3,397, reduced by issuances of \$10.

**(4) Cash, cash equivalents and restricted cash**

Cash, cash equivalents and restricted cash, as presented in the Condensed Consolidated Statements of Cash Flows, consisted of the following:

	December 31, 2022	December 31, 2021
Cash and cash equivalents	\$ 9,414	\$ 30,301

Restricted cash (included in Other assets)	250	—
Total cash, cash equivalents and restricted cash shown in the Consolidated Statements of Cash Flows	<u>\$ 9,664</u>	<u>\$ 30,301</u>

Restricted cash is \$250 held by our bank to support our corporate credit card program.

F-63

[Table of Contents](#)

**(5) Inventory**

The components of inventory at December 31 are summarized as follows:

	2022	2021
Raw materials	\$ 753	\$ 646
Finished goods	718	646
Inventory, net	<u>\$ 1,471</u>	<u>\$ 1,292</u>

The finished goods amounts in the table above include a reserve for excess inventory of \$43 and \$97 as of December 31, 2022 and 2021, respectively.

**(6) Long-Lived Assets**

***Property and Equipment***

Property and equipment as of December 31 consists of the following:

	Useful Life (Years)	2022	2021
Machinery and equipment	5 – 7	\$ 2,795	\$ 2,031
Computers and software	2	602	672
Furniture	5	475	448
Leasehold improvements	5	772	783
Other property	7	12	12
		4,656	3,946
Less accumulated depreciation		<u>(2,425)</u>	<u>(2,149)</u>
		<u>\$ 2,231</u>	<u>\$ 1,797</u>

Depreciation expense for property and equipment for the years ended December 31, 2022 and 2021, was \$276 and \$361, respectively. The Company did not recognize any impairment losses for the years ended December 31, 2022 and 2021, other than a loss on disposal of \$310 in 2022.

***Intangible Assets***

Intangible assets consist entirely of patent costs that provide the Company with rights, titles, and interests in the development of certain processes, discoveries, and inventions with the right to commercialize that are probable of future economic benefits. Patent costs associated with pharmaceutical intellectual property are expensed as incurred as future economic benefits are not deemed to be probable. Intangible assets are recorded at cost and are amortized over the estimated life of the patents, based on the approval and expiration dates applicable to each patent — typically 20 years — on a straight-line basis. Amortization expense related to intellectual property for 2022 and 2021 was \$122 and \$103, respectively. We did not record any impairment losses in 2022 or 2021. The estimated aggregate amortization expense for intangible assets subject to amortization for each of the five succeeding fiscal years is as follows:

2023	65
2024	65
2025	65
2026	65
2027	65
Thereafter	<u>477</u>



F-64

---

**(7) Accrued Liabilities**

Accrued liabilities consists of the following:

	December 31,	
	2022	2021
Accrued liabilities	\$ 2,905	\$ 2,910
Accrued incentives	2,896	1,562
Accrued vacation	329	271
Accrued payroll	247	226
	<u>\$ 6,377</u>	<u>\$ 4,969</u>

**(8) Income Taxes**

The income tax expenses (benefits) from continuing operations for the years ended December 31, 2022 and 2021, are summarized as follows:

	2022	2021
Federal:		
Current	\$ —	\$ —
Deferred	—	—
State:		
Current	9	3
Deferred	—	—
Total	<u>\$ 9</u>	<u>\$ 3</u>

The provision for income taxes differs from income taxes computed at the federal statutory tax rates for the years ended December 31, 2022 and 2021, due to the following items:

	2022	2021
Statutory rate	21.0 %	21.0 %
State and local taxes	2.0	2.5
Change in valuation allowance	(19.0)	(20.0)
Other	1.0	(0.1)
Permanent differences	(5.0)	(3.4)
	<u>— %</u>	<u>— %</u>

## [Table of Contents](#)

The income tax effects of temporary differences that give rise to significant portions of the deferred income tax assets and liabilities at December 31, 2022 and 2021, are presented below:

	<u>2022</u>	<u>2021</u>
Deferred tax assets:		
NOL carryforwards	\$ 30,421	\$ 27,002
Fixed assets and intangibles	2,371	2,306
Accruals	815	108
Inventory	76	229
Other	87	—
Capitalized R&D expenses	4,613	—
Stock-based compensation expense	76	63
Total deferred income tax assets	<u>38,459</u>	<u>29,708</u>
Deferred tax liabilities:		
Prepaid expenses	(101)	(78)
Total deferred income tax assets and liabilities	38,358	29,630
Less: valuation allowance	<u>(38,358)</u>	<u>(29,630)</u>
Net deferred income tax assets and liabilities	<u>\$ —</u>	<u>\$ —</u>

In assessing the realizability of our deferred tax assets, we consider whether it is more likely than not that some portion or all of the deferred tax assets will not be realized. The ultimate realization of deferred tax assets is dependent upon the generation of future taxable income during the periods in which those temporary differences become deductible. We consider the scheduled reversal of deferred tax liabilities, projected future taxable income, and tax planning strategies in making this assessment. As we do not have any historical taxable income, projections of future taxable income over the periods in which the deferred tax assets are deductible, and after consideration of the history of operating losses, we do not believe it is more likely than not that we will realize the benefits of the net deferred tax assets and, accordingly, have established a valuation allowance equal to 100% of net deferred tax assets. The change in the valuation allowance for the years ended December 31, 2022 and 2021 was \$8,728 and \$5,779, respectively.

As of December 31, 2022, we had net operating losses (“NOLs”) as follows (the NOLs which do not expire are subject to an annual utilization limitation of 80% of taxable income):

	<u>December 31, 2022</u>	
	<u>Federal</u>	<u>State</u>
NOLs expiring between 2029 and 2037	\$ 43,912	\$ 67,380
NOLs which do not expire	82,009	18,398
Total NOLs	<u>\$125,921</u>	<u>\$ 85,778</u>

The Internal Revenue Code contains provisions that may further limit the net operating loss carryovers available to be used in any one year if certain events occur, including significant changes in ownership interests. Utilization of net operating loss and tax credit carryforwards are subject to a substantial annual limitation due to the ownership change limitations set forth in Section 382 of the Code and similar state provisions. We prepared an Internal Revenue Code 382 analysis to determine the annual limitations on our consolidated net operating loss carryforwards. All of our tax attributes are subject to an annual limitation. Such annual limitations could result in the expiration of the net operating loss and tax credit carryforwards before utilization.

As of December 31, 2022 and 2021, we did not have any unrecognized tax benefits and does not expect that the amount of unrecognized tax benefits will change significantly within the next 12 months. Our accounting policy is to accrue interest and penalties related to unrecognized tax benefits as a component of income tax expense.

Our federal and state returns for all years remain open to examination by tax authorities.

## **(9) Dynavax Purchase**

In July 2020, we purchased all of the intellectual property and trial drug substance for SD-101 from Dynavax Technologies (“Dynavax”). We did not acquire any equity in Dynavax, nor any production facilities or personnel; this was a purchase of in-process research and development (“IPR&D”). SD-101, an investigational agent in development, is a toll-like receptor 9 (“TLR9”) agonist which is believed to bind to the TLR9 receptors found on suppressive immune cells including myeloid-derived suppressor cells

F-66

---

## [Table of Contents](#)

(“MDSCs”) and antigen-presenting immune cells. Toll-like receptors play a key role in the innate immune system and create a bridge to adaptive immunity. It is believed that activating TLR9 primes immune cells to promote anti-tumor T cell function. We believe that SD-101, when delivered using our PEDD devices, can improve therapeutic distribution to solid tumors and improve outcomes for liver metastases and pancreatic cancer. We initiated a clinical study to evaluate SD-101 for the treatment of uveal melanoma liver metastases in September 2021, and initiated an additional study, for primary liver tumors, in March 2022.

Payments under the Dynavax purchase agreement consist of: (a) one upfront payment of \$9,000 that was split into two payments (\$5,000 and \$4,000, paid in July and December 2020, respectively), (b) milestone payments upon the achievement of certain development and commercial milestones, and (c) royalty payments based on aggregate annual net sales after SD-101 receives FDA approval to be sold.

The milestone payments range from \$1,000 to \$10,000, triggered by development achievements for each of up to four indications. The development milestone payments cannot exceed \$170,000. We made a milestone payment of \$1,000 in September 2021 after initiating our clinical study of uveal melanoma liver metastases. We made an additional \$1,000 milestone payment in June 2022 after initiating our clinical study for primary liver tumors.

In addition, we will have to pay up to four commercial milestones, \$10,000 upon first commercial sale of the product; \$20,000 upon the first occurrence of \$250,000 in annual net sales; \$20,000 upon the first occurrence of \$500,000 in annual net sales; and \$30,000 upon the first occurrence of \$1,000,000 in annual net sales. In aggregate, the commercial milestones shall not exceed \$80,000.

We will also pay annual royalties at the rate of 10% for aggregate annual net sales less than or equal to \$1,000,000 and 12% for aggregate annual net sales above that amount.

We recorded the first and second development milestone payments of \$1,000 in R&D in 2022 and 2021. We have reflected these milestone payments in the Consolidated Statements of Cash Flows as investing activities to reflect the contractual investment in the IPR&D. The milestone payments and royalty payments are contingent upon future events and therefore will also be recorded as expense when it is probable that a milestone has been achieved or when royalties are due.

## **(10) Debt**

### ***PPP Loan***

In April 2020, we applied for, and received, a loan of \$828 under the Small Business Administration (“SBA”) Paycheck Protection Program (“PPP”) program. Under the terms of the program, the loan was used to fund retention of employees and facility expenses. The program provides for forgiveness of the loan after a period of time if the loan was used for approved expenditures. On April 19, 2021, we received notice that the SBA had forgiven the loan. We recorded the forgiveness as a \$828 gain included in other income and expense, net, in 2021 in the accompanying consolidated statements of operations.

### ***Term Loan***

The term loan and supplemental term loan matured on November 30, 2021, and were paid in full, with a final payment of \$1,348.

In conjunction with the term loan, we issued the following warrants. All the warrants expire 10 years after the issuance date. The warrant liabilities are carried at fair value; the initial fair values listed below were recorded as debt discount at the time of issuance and amortized as additional interest expense.

<b>Issue Date</b>	<b>Equity Class</b>	<b>Quantity</b>	<b>Exercise Price</b>	<b>Initial Fair Value</b>
08-26-2015	Series A-5 Preferred Stock	3,370	\$ 17.81	\$ 54

10-27-2016	Series A-5 Preferred Stock	842	\$	17.81	\$	10
06-30-2017	Series A-6 Preferred Stock	4,449	\$	20.23	\$	102
11-20-2018	Series A-6 Preferred Stock	741	\$	20.23	\$	12

F-67

---

## **(11) Convertible Notes**

In August and September 2018, we issued convertible notes for aggregate cash proceeds of \$5,000, which had an original maturity date of December 31, 2019. The maturity date for the convertible notes was revised in 2019 to be December 31, 2020, and in 2020 to be December 31, 2021. The extension of maturity dates in each case were determined to be modifications to the debt instruments. Between May and September 2019, we issued additional convertible notes for aggregate cash proceeds of \$15,000, with a maturity date of December 31, 2020, which was also modified to December 31, 2021. Between March and October 2020, we issued convertible notes for aggregate cash proceeds of \$9,102, with a maturity date of December 31, 2021.

The convertible notes accrued interest at 8% and could only be prepaid upon the favorable vote of the majority holders. When and if we complete a “qualified financing” on or prior to the maturity date, the unpaid principal and accrued interest on the convertible notes are automatically convertible into the same class of preferred stock offered in the qualified financing at the lesser of \$0.50 per share or 85% of the price per share paid by cash purchasers for the preferred stock issued in the qualified financing. (This discount on the price per share paid by cash purchasers was subsequently modified in 2021, see below.) A “qualified financing” is a preferred stock financing transaction for the purpose of raising capital with gross proceeds of at least \$5,000, excluding all proceeds from convertible notes that convert into preferred stock in connection with the financing. This conversion upon a qualified financing feature essentially provides the holder with a fixed return that is settled in a variable number of shares. As such, it qualified to be accounted for as an embedded derivative, a put option liability, at fair value. The put option liability was initially recorded as a debt discount and subsequently remeasured at its fair value each period end. We estimated the fair value of the put option liability based upon the 90% probability of a qualified financing occurring multiplied by the value to be received by the holder (Level 3 inputs). (We estimated a 10% probability that the convertible notes would convert at maturity.) The put option liabilities associated with the 2018, 2019 and 2020 convertible notes were initially measured at \$794, \$2,382 and \$1,446, respectively. The fair value of the put liabilities did not change at December 31, 2019, 2020 or 2021, as management’s estimate of the probability of a qualified financing did not change. Through December 31, 2021, additional put option liability was recorded for the conversion feature applied to the accumulating accrued interest balance of \$303, which was recorded as additional put option liability and debt discount. The discounts on the debt as a result of recording the initial put liabilities was amortized to interest expense over the term of the loans using the effective interest method.

Between March 2020 and December 2020, we also issued convertible notes for aggregate cash proceeds of \$15,545. An additional convertible note for \$45 was issued in January 2021. These notes differed from the other notes issued during 2018 through 2020 in that they did not contain the conversion discount of 15%. Instead, they were accompanied by warrants to purchase 385,361 Series A-6 preferred shares at \$0.01 per share initially, which upon issuance of the Series B Preferred Stock in 2021, were automatically converted into warrants to purchase Series B Preferred Stock. The warrants expire on the fifth anniversary of the issue date. All other terms of the notes were the same. Since the warrants are for preferred stock that were initially redeemable, they were recorded as a liability in the accompanying balance sheet at December 31, 2020. The initial value of the warrant liability of \$3,887 (\$3,877 for the warrants issued in 2020; \$10 for the warrant issued in 2021) was determined using the Black-Scholes method and resulted in an additional debt discount that was being amortized to interest expense using the effective interest method.

The convertible notes also included a provision whereby upon a change in control prior to the conversion or repayment in full of the principal amount of the convertible notes, the Company would be obligated, at each holder’s option, to either (A) pay such holder in cash an amount equal to (i) the outstanding principal and interest accrued to that date, plus (ii) a premium equal to 100% of the unpaid principal and accrued interest, or (B) convert the outstanding principal and interest accrued to date into Series A-6 preferred stock at a conversion price of \$0.50 per share. This change in control prepayment and conversion provision qualifies as an embedded derivative and has been included in the fair value of the embedded derivative noted above.

Finally, the convertible notes also included a provision whereby the unpaid principal and accrued interest would convert at maturity, at the option of the holders of at least 2/3 of the outstanding principal amount of the outstanding convertible notes, into shares of the Company’s Series A-6 preferred stock at a conversion price of \$0.25 per share.

Interest expense related to convertible notes was \$1,773 for the year ended December 31, 2021, which included the 8% stated interest and amortization of the debt discounts associated with the embedded put liabilities and attached warrants.

In March 2021, the Company's board and note holders (many of whom are also stockholders) agreed to eliminate the 15% discount in the next qualified round of financing attached to the 2018, 2019 and 2020 issuances of convertible notes. We determined the elimination of the 15% discount was a modification of the convertible notes with related parties and, as a result, we recorded the impact of removing the put option liability associated with the convertible notes of \$5,210 to Additional Paid-in Capital in the



[Table of Contents](#)

accompanying consolidated balance sheet for the year ended December 31, 2021. Also in March 2021, the issuance of Series B preferred stock was determined to be a qualified financing event. Accordingly, all of the convertible notes, with a notional amount of \$44,692, were converted, with accumulated interest of \$4,426, into 4,047,069 shares of Series B preferred stock at a conversion price of \$0.30 per share. Upon the conversion of the convertible notes to Series B preferred stock, we also recognized the remaining unamortized debt discounts associated with the conversion features and warrants in the aggregate of \$3,416 as a loss on conversion of convertible notes in the accompanying consolidated statements of operations.

**(12) Convertible Preferred Stock**

Since inception, we have issued various series of preferred stock as more fully described below. Prior to March 2021, the preferred stock was redeemable at any time after February 21, 2022, upon the affirmative vote of two thirds of the then outstanding shares of preferred stock. In March 2021, the redemption feature was eliminated, however, the in-substance redemption feature described below is still in place. Upon an acquisition of the Company, the proceeds will be used to first pay the liquidation preferences on the preferred stock, as defined below, prior to payment to common stockholders. We have determined this is an in-substance redemption feature since holders of preferred stock represent a majority of our board of directors and control a majority of the stockholder vote on an as-if-converted basis. Thus, a decision to pursue an acquisition or accept the terms of an acquisition — and thereby redeem the convertible preferred stock — is deemed to be outside of our control. As a result, our convertible preferred stock has been classified as temporary equity in the accompanying consolidated balance sheets. We have not adjusted the carrying values of the convertible preferred stock to the respective liquidation preferences of such shares as the instruments are currently not redeemable and we believe it is not probable that the instruments will become redeemable at this point in time. Adjustments to increase the carrying values of the respective liquidation preferences will be made if and when it becomes probable that an event would occur obligating us to pay such amounts.

Convertible preferred stock, net of issuance costs, at December 31, 2022 and 2021, is as follows:

Series	December 31,	
	2022	2021
Series A-1 preferred stock, \$0.001 par value per share. Authorized, issued, and outstanding 131,797 shares at December 31, 2022 and 2021	\$ 6,065	\$ 6,065
Series A-2 preferred stock, \$0.001 par value per share. Authorized, issued, and outstanding 576,126 shares at December 31, 2022 and 2021	8,976	8,976
Series A-3 preferred stock, \$0.001 par value per share. Authorized, issued, and outstanding 612,822 shares at December 31, 2022 and 2021	10,611	10,611
Series A-4 preferred stock, \$0.001 par value per share. Authorized, issued, and outstanding 127,787 shares at December 31, 2022 and 2021	1,993	1,993
Series A-5 preferred stock, \$0.001 par value per share. Authorized 734,533 shares; issued and outstanding 730,320 shares at December 31, 2022 and 2021	12,858	12,858
Series A-6 preferred stock, \$0.001 par value per share. Authorized 805,848 shares; issued and outstanding 800,657 shares at December 31, 2022 and 2021	15,476	15,476
Series B preferred stock, \$0.001 par value per share. Authorized 7,021,678 shares; issued and outstanding 6,984,971 and 6,984,971 shares at December 31, 2022 and 2021, respectively	84,528	84,528
Series B-1 preferred stock, \$0.001 par value per share. Authorized 1,659,672 shares; issued and outstanding 1,659,672 and 1,412,487 shares at December 31, 2022 and 2021, respectively	23,499	20,000
Series B-2 preferred stock, \$0.001 par value per share. Authorized 1,765,609 shares; issued and outstanding 706,243 and 0 shares at December 31, 2022 and 2021, respectively	—	—
Series B-3 preferred stock, \$0.001 par value per share. Authorized 8,474,924 shares; issued and outstanding 0 at shares at December 31, 2022 and 2021	—	—
<b>Total convertible preferred stock</b>	<b>\$ 164,006</b>	<b>\$ 160,507</b>



[Table of Contents](#)

The following table summarizes activity in convertible preferred stock for the years ended December 31, 2022 and 2021.

Series	Balance at January 1, 2021	Issuances	Balance at December 31, 2021
Series A-1	\$ 6,065	\$ —	\$ 6,065
Series A-2	8,976	—	8,976
Series A-3	10,611	—	10,611
Series A-4	1,993	—	1,993
Series A-5	12,858	—	12,858
Series A-6	15,472	4	15,476
Series B	—	84,528	84,528
Series B-1	—	20,000	20,000
Total convertible preferred stock	\$ 55,975	\$104,532	\$ 160,507

Series	Balance at December 31, 2021	Issuances	Balance at December 31, 2022
Series A-1	\$ 6,065	\$ —	\$ 6,065
Series A-2	8,976	—	8,976
Series A-3	10,611	—	10,611
Series A-4	1,993	—	1,993
Series A-5	12,858	—	12,858
Series A-6	15,476	—	15,476
Series B	84,528	—	84,528
Series B-1	20,000	3,499	23,499
Series B-2	—	—	—
Total convertible preferred stock	\$ 160,507	\$ 3,499	\$ 164,006

As of December 31, 2022, the Company was authorized to issue up to 21,910,800 shares of preferred stock, with 4,213 shares of Series A-5, 5,190 shares of Series A-6, 36,707 shares of Series B, 1,059,365 shares of Series B-2, and 8,474,924 shares of Series B-3 available for issuance. All other authorized shares have been issued. The original issue prices for the Series A-1, A-2, A-3, A-4, A-5, A-6, B, B-1, B-2 and B-3 preferred stock are \$49.520, \$15.660, \$17.40, \$16.030, \$17.81, \$20.23, \$12.14, \$14.16, \$14.16 and \$2.03, respectively. All shares of preferred stock had the following rights as of December 31, 2022:

(i) *Conversion*

Each share of preferred stock is convertible into common stock at any time at the option of the holder. The conversion rate is equal to the original issue price for each share of preferred stock plus any declared but unpaid dividends divided by the conversion price. The conversion ratio may be adjusted from time to time based upon the occurrence of certain events or circumstances, such as stock splits, dividends, recapitalizations, certain corporate transactions, and certain dilutive issuances, including the issuance of shares of Series B-2 preferred stock and the B-3 Warrants (as defined below). Each share of preferred stock will be automatically convertible into shares of the common stock at the then-prevailing conversion ratio (i) immediately prior to the closing of a firm commitment underwritten initial public offering pursuant to an effective registration statement filed under the Securities Act of 1933, as amended in which (a) the per share price of the common stock is not less than \$14.16 (adjusted for any stock dividends, combinations, splits, or recapitalizations) and (b) the aggregate net cash proceeds are at least \$50,000, (ii) the consummation of a transaction or series of related transactions by merger, consolidation, share exchange or otherwise with a publicly traded “special purpose acquisition corporation” or its subsidiary in which the common stock or share capital of such entity or its successor entity remains listed, in which the aggregate proceeds resulting from such transaction or series of related transactions, including any private placement or other financing transaction and proceeds received from the “special purpose acquisition corporation” trust account are equal to or in excess of \$30 million or (iii) upon the consent or vote of the holders of a majority of the outstanding shares of preferred stock (voting together as a single class on an as converted basis).

*(ii) Voting Rights*

Each holder of shares of preferred stock is entitled to the number of votes on an as-if converted basis to shares of common stock. Certain corporate actions require the approval of a majority of the holders of preferred stock, including but not limited to changes in the authorized shares of preferred stock, authorization of any new class or series of preferred stock, effecting a recapitalization,

## [Table of Contents](#)

increasing the authorized size of the Board of Directors to a number greater than 11, the payment of certain dividends and capital distributions, the sale, liquidation or dissolution of the Company, and certain incurrence of debt.

### *(iii) Anti-dilution Rights*

The conversion price of each series of preferred stock is subject to in the event of any stock dividend, stock split, combination or other similar recapitalization and other adjustments, including adjustment if common stock is issued for less than the Original Issue Price of each series of preferred stock.

### *(iv) Dividends*

Dividends are payable on (i) the Series B-2 and Series B-3 preferred stock in preference to all other series of preferred stock and the common stock and (ii) all such other series of preferred stock in preference to the common stock, in each case, when and if declared by the Board of Directors on a noncumulative, annual basis and are paid to the holders of Series B-2 preferred stock and Series B-3 preferred stock, and all other series of preferred stock, on a pro rata, pari passu basis (based on the series or preferred stock participating) preferred stock in proportion of their individual dividend amounts to the total dividend amount of all preferred holders. The per annum preferred dividend rates for each share of Series A-1, A-2, A-3, A-4, A-5, A-6, B, B-1, B-2, and B-3 preferred stock are \$3.97000, \$1.26000, \$1.4000, \$1.29000, \$1.4300, \$1.62, \$0.980, \$1.140, \$1.140, and \$0.170, respectively. To date, the Board of Directors has not declared any dividends on the preferred stock.

### *(v) Liquidation Preferences*

The terms of the preferred stock provide for liquidation preferences in the event of a change in control, liquidation, dissolution, or certain other fundamental transactions of the Company (a Liquidation Event), none of which were deemed probable of occurring at December 31, 2022. Preferences are payable in the following order of priority and in the following amounts as of December 31, 2022 (plus all declared but unpaid dividends);

<b>Liquidation Preference</b>	<b>Series</b>	<b>Shares</b>	<b>Price</b>	<b>Aggregate Liquidation Preference</b>
1	Series B-3 preferred stock	—	\$ 2.030	\$ —
1	Series B-2 preferred stock	706,243	14.160	10,000
2	Series B-1 preferred stock	1,659,672	14.160	23,500
2	Series B preferred stock	6,984,971	12.140	84,774
3	Series A-6 preferred stock	800,657	20.230	16,196
4	Series A-5 preferred stock	730,320	17.810	13,000
4	Series A-4 preferred stock	127,787	16.030	2,047
5	Series A-3 preferred stock	612,822	17.400	10,661
6	Series A-2 preferred stock	576,126	15.660	9,020
7	Series A-1 preferred stock	131,797	49.520	6,526
	<b>Total liquidation preference</b>			<b>\$175,724</b>

If the assets of the Company or the consideration received in such Liquidation Event are insufficient to make payment in full to all holders of a particular series of preferred stock, then such assets will be distributed ratably to the holders of such series of preferred stock in proportion to the full amounts to which they would otherwise have been entitled. After payment of the aforementioned liquidation preferences, any remaining proceeds from a Liquidation Event will be distributed to all preferred and common stockholders — except for stockholders holding Series A-1 or Series A-2 Preferred Stock — pro rata on an as-if converted basis.

### **March 2021 Financing**

In March 2021, we executed a financing round in which we raised \$10,907 net of issuance costs, through the sale of 906,346 shares of Series B preferred stock at an original issue price of \$12.14 per share. At that time, in accordance with their terms, as amended, all convertible notes, with a value of \$49,118 (including accumulated interest) were converted into 4,047,069 shares of Series B preferred stock.

F-71

---

## [Table of Contents](#)

### ***Spring 2021 Financing***

In May, June and July 2021, we raised an additional \$20,989, net of issuance costs, through the sale of an additional 1,742,003 shares of Series B preferred stock at a price per share of \$12.14.

### ***Fall 2021 Financing***

In August and December 2021, we raised \$20,000, net of issuance costs, through the sale of 1,412,487 shares of Series B-1 preferred stock at a price of \$14.16 per share.

### ***Warrant Exercises***

In November 2020, we raised \$19 through the exercise of warrants to purchase 59,102 shares of Series A-6 preferred stock. Between March and July 2021, we raised an additional \$117 through the exercise of warrants to purchase 289,552 shares of Series B preferred stock.

### ***2022 Financing***

In May and June 2022, we sold 247,185 shares of Series B-1 preferred stock in a private financing, to existing stockholders, at a price of \$14.16 per share, raising approximately \$3,499 in net proceeds. This financing was an extension of the Series B-1 financing round begun in the fall of 2021.

In early October 2022, we sold 706,243 shares of Series B-2 preferred stock in a private financing, primarily to existing stockholders, at a price of \$14.16 per share, raising approximately \$9,755 in net proceeds. For each share sold, we also issued a warrant to purchase four shares of Series B-3 preferred stock (with total warrants issued being for 2,824,974 shares of Series B-3 preferred stock) with a strike price of \$2.03 per share. The B-2 Preferred Stock Financing included, at our audit committee's option, a second tranche for the sale of up to 518,854 shares of Series B-2 preferred stock for \$7,347 (which could be increased up to \$10,000 through the sale of additional shares), with each such share of Series B-2 preferred stock accompanied by a warrant to purchase four shares of Series B-3 preferred stock at a strike price of \$2.03 per share, for a total of 2,075,417 shares of Series B-3 preferred stock, and a third tranche, at the election of investors who participated in the second tranche, for the sale of up to 306,053 shares of Series B-2 preferred stock for \$4,334 (which could be increased up to an aggregate of 353,121 shares of Series B-2 preferred stock for approximately \$5,000 through the sale of additional shares of Series B-2 preferred stock), with each such share of Series B-2 preferred stock accompanied by a warrant to purchase eight shares of Series B-3 preferred stock at a strike price of \$2.03 per share, for a total of 2,448,428 shares of Series B-3 preferred stock. Investors can elect to not participate in the second tranche, and thereby give up their rights to participate in the third tranche, but such election would cause all of their shares of Series B-2 preferred stock and warrants to purchase Series B-3 preferred stock to immediately convert to common stock and the warrants to purchase Series B-3 preferred stock to convert to warrants to purchase common stock.

As a result of the issuance of the Series B-2 preferred stock, accompanying warrants to purchase Series B-3 preferred stock, and the second and third tranche rights and obligations, the anti-dilution feature of all prior issued preferred stock series was triggered. In accordance with the anti-dilution rights in the Company's certificate of incorporation, and in connection with the initial closing of the B-2 Preferred Stock Financing, the conversion prices of the Company's preferred stock (i) were adjusted to \$42.89 for Series A-1 preferred stock, \$13.36 for Series A-2 preferred stock, \$14.97 for Series A-3 preferred stock, \$13.76 for Series A-4 preferred stock, \$14.97 for Series A-5 preferred stock, \$17.00 for Series A-6 preferred stock, \$10.52 for Series B preferred stock, and \$12.14 for Series B-1 preferred stock and (ii) set to \$14.16 for Series B-2 preferred stock and \$2.03 for Series B-3 preferred stock, which correlate to approximate (in each case rounded to three decimals) exchange ratios of 1.155 to 1 for Series A-1 preferred stock, 1.173 to 1 for Series A-2 preferred stock, 1.162 to 1 for Series A-3 preferred stock, 1.165 to 1 for Series A-4 preferred stock, 1.189 to 1 for Series A-5 preferred stock, 1.190 to 1 for Series A-6 preferred stock, 1.154 to 1 for Series B preferred stock, 1.167 to 1 for Series B-1 preferred stock, 1 to 1 for Series B-2 preferred stock and 1 to 1 for Series B-3 preferred stock.

We offered the Series B-2 preferred stock to all of our existing preferred stockholders (representing approximately 99.2% of our then-outstanding shares on an as-converted to common stock basis) to continue to fund our operations through the expected period for completing the Business Combination (see Note 16), including expenses expected to be incurred in connection with the Business Combination and readying ourselves to be a public company. Board members, executives and other employees who participated in the B-2 Preferred Stock Financing did so under the same terms as other non-service provider holders. As such, the Company concluded



## [Table of Contents](#)

the B-2 Preferred Stock Financing was not compensatory and is not within the scope of ASC Topic 718, *Compensation — Stock Compensation*.

The warrants to purchase Series B-3 preferred stock (“Series B-3 Warrants”) represent freestanding financial instruments that should be recognized as a liability as the Company is required to deliver puttable shares upon exercise of the warrants, which may be ultimately settled for cash due to the in-substance redemption feature, as described above. Similarly, the combined rights and obligations for the second and third tranches for Series B-2 preferred stock (“Series B-2 Tranche Liability”) represents a freestanding financial instrument that should be classified as a liability under ASC 480 as, (i) the decision to exercise the tranche is outside of the control of the Company, as holders of Series B-2 preferred stock represent a majority of our Audit Committee (which, pursuant to the financing agreements for the B-2 Preferred Stock Financing determines whether to call the second tranche), and (ii) the Company is required to deliver puttable shares upon execution of the tranches rights and obligations, which may be ultimately settled in cash. Both the Series B-3 Warrants and the Series B-2 Tranche Liability are classified as liabilities and are presented on the balance sheet at their estimated fair values at each reporting date and immediately prior to settlement with the resulting change in fair value recognized in earnings.

The fair value of the Series B-3 Warrants as of December 31, 2022, was determined using a probability-weighted expected outcome model whereby the following two scenarios were probability-weighted based on the Company’s expectation of each occurring: (1) a status quo scenario whereby the Company would continue as a private company and (2) a scenario where the Business Combination would close. Under the status quo scenario, the Series B-3 Warrants, including warrants to be issued under the second and third tranches, were valued using the Black-Scholes model. The fair value of the Series B-2 Tranche Liability was determined using a Binomial Tranche Model. Both models incorporated the following significant assumptions: the fair value of underlying Series B-2 preferred stock of \$14.97 per share, a price for Series B-2 preferred stock of \$14.16 per share, the fair value of underlying Series B-3 preferred stock of \$3.24 per share, an exercise price for the warrants to purchase Series B-3 preferred stock of \$2.03 per share, an expected volatility of 50.0%-65.0%, a risk free interest rate of 4.0%-4.7%, an expected term of 0.2-0.4 years for the Series B-2 Tranche Liability and 5.8-6.0 years for the Series B-3 Warrants and no dividends. The fair value of the underlying shares of Series B-2 preferred stock and warrants to purchase Series B-3 preferred stock used in these models were derived from estimates of the Company’s equity fair value using the Guideline Public Company Method, specifically revenue multiples of comparable public companies were multiplied by the Company’s forecasted 2023 and 2024 revenue. The valuation of Series B-3 Warrants under the Business Combination scenario incorporates an estimate of the fair value of the underlying Series B-3 preferred stock upon the close of the Business Combination of \$10.93 per share, which is based upon the enterprise value stated in the merger agreement of \$220 million allocated to all outstanding shares of preferred stock, warrants to purchase preferred stock, and common stock on an as-if converted basis, discounted at 30% from the expected Business Combination closing date. The Business Combination scenario as of December 31, 2022, assumed the second and third tranches will not be exercised, and thus no value is assigned to the tranche rights and obligations, as the Company would not exercise its right to call the second tranche.

The fair value of the Series B-3 Warrant Liability and the Series B-2 Tranche Liability were estimated at \$11,966 and \$6,347, respectively, upon completion of the financing. The excess of the liabilities’ fair values compared to the proceeds received in the transaction resulted in a charge to loss on equity issuance in the consolidated statements of operations of \$8,312. The warrant liability associated with the Series B-3 Warrants was remeasured to its fair value of \$15,819 at December 31, 2022, and the Series B-2 Tranche Liability were remeasured to their fair value of \$4,702 at December 31, 2022, resulting in an additional loss recorded as change in fair value of warrant and tranche liabilities of \$2,208 in the consolidated statements of operations for the year ended December 31, 2022.

In December 2022, the warrants issued and issuable under the second and third tranches to purchase Series B-3 preferred stock were amended to provide that, in connection with the Business Combination, any portion of the warrants that remain unexercised at the time the Business Combination is consummated will automatically be net settled for shares of TriSalus Common Stock immediately prior to the closing of the Business Combination and exchanged into shares of Combined Company Common Stock at the Effective Time. The warrant amendment did not change the liability classification of these warrants and the warrant liabilities will continue to be measured at fair value.

## **2023 Financing**

In January through March 2023, holders of warrants to purchase 2,330,811 shares Series B-3 preferred stock exercised their purchase rights, for proceeds of approximately \$4,715.

In February 2023, we amended the Series B-2 preferred stock agreement and warrant agreement to purchase Series B-3 preferred stock to extend the expiration date for the second tranche from February 28, 2023, to May 31, 2023.

## [Table of Contents](#)

In March 2023, we effectuated two closings of a portion of the second tranche of the B-2 Preferred Stock Financing whereby (i) 207,541 shares of Series B-2 preferred stock and accompanying warrants to purchase 830,167 shares of Series B-3 preferred stock, representing approximately 40% of the shares committed in the second tranche, were sold for an aggregate purchase price of \$2,939, and (ii) 17,656 shares of Series B-2 preferred stock and accompanying warrants to purchase 70,624 shares of Series B-3 preferred stock, representing approximately 3% of the shares committed in the second tranche, were sold for an aggregate purchase price of \$250. As a result of the foregoing closings of a portion of the second tranche of the B-2 Preferred Stock Financing, in accordance with the anti-dilution rights in the Company's certificate of incorporation, the conversion prices of the Company's preferred stock (i) were adjusted to \$41.27 for Series A-1 preferred stock, \$12.95 for Series A-2 preferred stock, \$14.16 for Series A-3 preferred stock, \$13.36 for Series A-4 preferred stock, \$14.16 for Series A-5 preferred stock, \$16.19 for Series A-6 preferred stock, \$10.12 for Series B preferred stock, and \$11.74 for Series B-1 preferred stock and (ii) remained the same for Series B-2 preferred stock (\$14.16) and Series B-3 preferred stock (\$2.03), which correlate to approximate (in each case rounded to three decimals) exchange ratios of 1.200 to 1 for Series A-1 preferred stock, 1.209 to 1 for Series A-2 preferred stock, 1.229 to 1 for Series A-3 preferred stock, 1.200 to 1 for Series A-4 preferred stock, 1.257 to 1 for Series A-5 preferred stock, 1.250 to 1 for Series A-6 preferred stock, 1.200 to 1 for Series B preferred stock, 1.207 to 1 for Series B-1 preferred stock, 1 to 1 for Series B-2 preferred stock and 1 to 1 for Series B-3 preferred stock.

### **(13) Stockholders' Equity**

#### **(a) Common Stock**

As of December 31, 2022 and 2021, the Company's authorized shares of common stock were 30,898,162 and 15,696,266, respectively. As of December 31, 2022, the Company had reserved the following shares of common stock for future issuance in connection with the conversion of shares of Preferred Stock, at the applicable conversion rates (see Note 12) and upon the exercise of certain options and warrants:

Preferred stock:	
Series A-1	152,188
Series A-2	675,638
Series A-3	712,198
Series A-4	148,834
Series A-5	868,487
Series A-6	953,163
Series B	8,059,581
Series B-1	1,936,284
Series B-2	706,243
	<u>14,212,616</u>
Warrants:	
Warrants to purchase Series A-5 preferred stock	5,010
Warrants to purchase Series A-6 preferred stock	6,179
Warrants to purchase Series B preferred stock	42,354
Warrants to purchase Series B-3 preferred stock	2,824,974
	<u>2,878,517</u>
Stock options:	
Stock options outstanding	1,671,075
Stock options available for future grant	432,413
	<u>2,103,488</u>
	<u>19,194,621</u>

#### **(b) Stock Options**

Under the 2009 Equity Incentive Plan As Amended (the "Plan"), the Company's board of directors may grant incentive stock options and/or nonstatutory stock options to employees, directors, and consultants of the Company and its affiliates within the meaning of Section 422 of the Internal Revenue Code of 1986, as amended. As of December 31,

2022 and 2021, there were in total 1,671,075 and 1,307,079, respectively, stock options issued and outstanding. The Plan was originally set to expire on July 28, 2019, the ten-year anniversary of its establishment, however, the ten-year life automatically renews each time the plan is amended to

F-74

---

[Table of Contents](#)

increase the authorized shares. The most recent amendment was on September 15, 2022, so the revised expiration date of the Plan is September 15, 2032.

Incentive stock options may be granted only to employees. Nonstatutory stock options may be granted to employees and nonemployees. On March 2, 2021, in conjunction with the Series B financing, our board of directors authorized an increase in the number of shares under the Plan to 1,235,926. On September 23, 2021, our board of directors authorized an increase in the number of shares under the Plan to 1,606,704, and, on December 20, 2021, to 1,804,452. On July 13, 2022, our board of directors authorized an increase in the number of shares under the Plan to 2,101,075 and, on September 15, 2022, to 2,348,260. At December 31, 2022, options to purchase 432,413 shares of common stock were available for grant.

The plan is administered by our chief executive officer and chief financial officer, who act on the recommendation of managers of the Company to select the individuals to whom the awards will be granted and to determine the amount and vesting period for the grants. All grants are subject to approval by the board of directors.

Stock options are granted with an exercise price equal to the estimated fair value of the stock at the date of grant. The fair value is determined by a third-party valuation performed in accordance with IRS Section 409A. Options generally have a ten-year contractual term and typically have graded vesting over one to four years.

The following tables summarize activity for options issued to employees, consultants, and directors:

	Number of shares	Weighted average exercise price	Weighted average remaining contractual life
Options outstanding at January 1, 2021	735,803	\$ 1.22	8.2
Granted	700,170	1.62	—
Exercised	(71,647)	0.81	—
Forfeiture	(57,246)	2.43	—
Options outstanding at December 31, 2021	<u>1,307,080</u>	1.22	8.4
Granted	550,049	2.43	—
Exercised	(82,879)	0.81	—
Forfeiture	(103,174)	1.22	—
Options outstanding at December 31, 2022	<u>1,671,076</u>	1.62	8.2

We granted 177,973 and 55,305 options to members of the Board of Directors and other non-employees during the years ended December 31, 2022 and 2021, respectively.

The following table summarizes certain information about all options outstanding as of December 31, 2022.

Exercise Price	Options outstanding		Options Exercisable
	Number outstanding at December 31, 2022	Weighted average remaining contractual life	Number exercisable at December 31, 2022
\$0.41	540,863	8.00	380,641
\$1.22	211,405	5.20	211,134
\$1.62	4,100	1.10	4,100
\$2.03	7,415	4.60	7,415

\$2.43	900,291	9.20	203,651
\$2.84	1,413	2.80	1,413
\$3.65 – \$18.61	5,589	3.32	5,589
	<u>1,671,076</u>		<u>813,943</u>

F-75

---

## [Table of Contents](#)

The grant date per share fair value of options was determined using the Black-Scholes-Merton option valuation model, and was computed to be approximately \$0.81 and \$0.41 for grants in the years ended December 31, 2022 and 2021, respectively, using the following assumptions:

	<u>2022</u>	<u>2021</u>
Valuation assumptions:		
Expected dividend yield	— %	— %
Expected volatility	32 %	32 %
Expected term (years) <sup>(1)</sup>	5.6 – 6.2	5.0 – 6.1
Risk-free interest rate	2.76 %	1.14 %

(1) Our historical exercise behavior for previous grants does not provide a reasonable estimate for future exercise activity for employees who have been awarded stock options in the past three years. Therefore, the average expected term was calculated using the simplified method, as defined by GAAP, for estimating the expected term.

Recognized compensation expense for employees and nonemployees in 2022 and 2021 was \$368 and \$109, respectively, which was predominately included in general and administrative expense in the accompanying consolidated statements of operations. As of December 31, 2022 and 2021, there was \$433 and \$24, respectively, of unrecognized compensation expense related to unvested share-based compensation arrangements granted under the equity incentive plan. The December 31, 2022, balance will be recognized over a weighted average period of 2.9 years.

### **(14) Net Loss per Share**

Basic net loss per share is computed by dividing the net loss attributable to common stockholders by the weighted-average number of common shares outstanding for the period. During periods where we might earn net income, we would allocate to participating securities a proportional share of net income determined by dividing total weighted-average participating securities by the sum of the total weighted-average common shares and participating securities (the “two-class method”). Our preferred stock, if any, participates in any dividends declared by us and are therefore considered to be participating securities. Participating securities have the effect of diluting both basic and diluted earnings per share during periods of income. During periods where we incurred net losses, we allocate no loss to participating securities because they have no contractual obligation to share in our losses. We computed diluted loss per common share after giving consideration to the dilutive effect of stock options and warrants that are outstanding during the period, except where such nonparticipating securities would be antidilutive. Because we have reported net losses for the years ended December 31, 2022 and 2021, diluted net loss per common share is the same as basic net loss per common share for those periods.

The following potentially dilutive securities (in common stock equivalent shares) have been excluded from the computation of diluted weighted-average shares outstanding because such securities have an antidilutive impact due to losses reported:

	<u>December 31,</u>	
	<u>2022</u>	<u>2021</u>
Preferred stock	12,330,395	11,376,970
Preferred stock warrants	2,878,519	46,111
Common stock warrants	—	1,446
Options to purchase common stock	1,671,076	1,307,079
	<u>16,879,990</u>	<u>12,731,606</u>

As described in Note 12, the triggering of the anti-dilution feature resulting from the B-2 Preferred Stock Financing decreased the conversion prices applicable to all outstanding shares for previously issued preferred stock. As a result, a deemed dividend to the preferred stockholders of \$2,829 was recorded as an increase in the net loss attributable to common shareholders reflected in our consolidated statement of operations for the year ended December 31, 2022. This deemed dividend increased the net loss per common share by \$9.14 for the year ended December 31, 2022.





## [Table of Contents](#)

### (15) Leases

We have four property leases in effect as of December 31, 2022, which we account for as operating leases:

- A lease for our principal administrative and production facility at West 91st Avenue, Westminster, Colorado, which expires in December 2026. This lease includes two options to extend the lease by five years each at the end of the current term.
- A lease for office space at 2275 Half Day Road, Bannockburn, Illinois, which expires in November 2024. This lease includes an option to extend the lease by three years at the end of the current term.
- A lease for office space at 1000 Chapel View Blvd, Cranston, Rhode Island, which expires in October 2024. This lease includes an option to extend the lease by two years at the end of the current term.
- A lease for laboratory and research space at 1 Hoppin Street, Providence, Rhode Island, which expires on February 1, 2024.

We also have four finance leases, three for copier equipment in our Westminster, Bannockburn and Cranston facilities, and one for laboratory equipment in our research space in Providence.

The components of right-of-use assets, short-term lease liabilities and long-term lease liabilities at December 31, 2022, is as follows:

	<b>Operating Leases</b>	<b>Finance Leases</b>
Right-of-use assets	\$ 1,381	\$ 349 <sup>(1)</sup>
Short-term lease liabilities	\$ 300	\$ 70
Long-term lease liabilities	\$ 1,429	\$ 164

(1) Net of accumulated depreciation, included in fixed assets

The components of lease expense for the year ended December 31, 2022, were as follows:

Operating lease expense	\$ 443
Finance lease expense:	
Amortization of ROU assets	16
Interest on lease liabilities	4
Total finance lease expense	20
Total lease expense	\$ 463

Maturities of lease liabilities under noncancellable leases as of December 31, 2022, are as follows:

	<b>Operating Leases</b>	<b>Finance Leases</b>
2023	\$ 429	\$ 87
2024	378	87
2025	205	77
2026	213	9
2027	219	7
Thereafter	884	—
Total undiscounted lease payments	2,328	267
Less imputed interest	(600)	(33)
Total lease liabilities	\$ 1,728	\$ 234

In October 2022, we recorded \$38 in fixed assets for a finance lease for a copier in our Westminster facility, and \$6 and \$32 in current liabilities and long-term liabilities, respectively, for the related lease liabilities.

F-77

---

## [Table of Contents](#)

In December 2022, we recorded \$310 in fixed assets for a finance lease for analytical equipment in our laboratory facility in Providence, and \$178 and \$132 in current liabilities and long-term liabilities, respectively, for the related lease liabilities.

As of December 31, 2022, the weighted average life of our operating and finance leases is eight and three years, respectively. The weighted average discount rate for both operating and finance leases is 8.1%, which is based on interest rates we paid for our most recent term loan and convertible notes.

Total lease expense for the years ended December 31, 2021, was \$385.

We record rent expense on a straight-line basis — the terms of all leases provide for increases in rental payments over time.

Future minimum lease payments for each of the five years ending December 31, 2021, were as follows:

2022	\$	188
2023		194
2024		199
2025		205
2026		213
Thereafter		1,102
	\$	<u>2,101</u>

## **(16) Commitments and Contingencies**

### ***401(k) Plan***

The Company maintains a salary reduction savings plan under Section 401(k) of the Internal Revenue Code, which we administer for participating employees' contributions. All full-time employees are covered under the plan after meeting minimum service requirements. We paid matching contributions of \$431 and \$287 to the plan for the years ended December 31, 2022 and 2021, respectively. Our contributions were based on compensation at the rate of 3%, 3.5%, and 4% for an employee's contribution of up to 3%, between 3% and 4%, and between 4% and 5%, respectively, with the match-eligible contribution being limited to 4% of the employee's eligible compensation.

### ***Legal Matters***

From time to time, we may have certain contingent liabilities, including litigation, which arise in the ordinary course of its business activities. We accrue contingent liabilities when it is probable that future expenditures will be made and such expenditures can be reasonably estimated. In the opinion of management, there are no pending claims for which the outcome is expected to result in a material adverse effect on our consolidated financial position, results of operations, or cash flows.

In October 2017, an individual filed a suit against the Company in the District of Colorado asserting joint inventorship of six patents assigned to the Company. The individual sought to be added as a co-inventor and co-owner of the patents in question. In a series of rulings, the Court struck monetary damages and jury trial demand, limited the individual's expert testimony to one patent, and barred rebuttal testimony to defendant's expert or testimony related to prior art, severely limiting the scope of this case. Following a notice that we would be seeking sanctions against the plaintiff and his attorney, it was agreed that the plaintiff would dismiss his case with prejudice and no sanctions or attorney fees' request would be filed. A stipulated Dismissal Order was entered June 23, 2021.

In February 2021, TriSalus exercised its right to terminate, for cause, an agreement with a distributor, pursuant to which the distributor was acting as exclusive distributor of the TriNav Infusion System in several Western states. We determined that the distributor had failed to perform many aspects of the contract resulting in poor sales. The distributor

was put on notice in September of 2020 that performance must improve, or we would terminate the contract. Despite being allowed a 60-day cure period, the distributor's performance did not improve and in February 2021 we exercised our right to terminate. On March 11, 2021, the distributor filed a lawsuit against us in the Utah state court, asserting a claim for wrongful termination of the contract by us and several other related, common-law claims. The distributor sought monetary damages in an amount of \$750, plus attorneys' fees and other relief. On November 15, 2021, we agreed to settle the case for \$425, which was recorded as expense in general and administrative expense in the accompanying consolidated statements of operations. The settlement was paid in two installments of \$200 and \$225, on

## [Table of Contents](#)

November 18, 2021, and January 3, 2022, respectively. The settlement amounted to the contractual fee if we were to terminate the contract.

Other than as described above, we are not a party to any legal proceedings and we are not aware of any claims or actions pending or threatened against us. In the future, we might from time to time become involved in litigation relating to claims arising from our ordinary course of business.

### **(17) Merger Agreement with MedTech Acquisition Corporation**

On November 11, 2022, we entered into a Business Combination Agreement with MedTech Acquisition Corporation, a Delaware corporation (“MTAC”), and MTAC Merger Sub, Inc., a Delaware corporation and wholly owned subsidiary of MTAC (“Merger Sub”). Pursuant to the Business Combination Agreement, Merger Sub will merge with and into TriSalus (the “Business Combination”), with TriSalus surviving as a wholly owned subsidiary of MTAC (the “Surviving Corporation”). Following completion of the combination, MTAC will be renamed “TriSalus Life Sciences, Inc.” The aggregate consideration payable to our stockholders is \$220,000, payable solely in shares of MTAC common stock.

Immediately prior to the effective time of the Business Combination, each outstanding warrant to purchase Series B-3 preferred stock must be exercised pursuant to the net-exercise provisions of the warrants, and then each issued and outstanding share of TriSalus’ Series A-1, Series A-2, Series A-3, Series A-4, Series A-5, Series A-6, Series B, Series B-1, Series B-2, and Series B-3 preferred stock, par value \$0.001 (collectively, the “TriSalus Preferred Stock”) will be converted into shares of TriSalus Common Stock at the then-applicable conversion rates. In addition, each remaining outstanding warrant to purchase shares of TriSalus Common Stock or TriSalus Preferred Stock (each, a “TriSalus Warrant”) that is in-the-money and would be exercised or otherwise exchanged in full in accordance with its terms by virtue of the occurrence of the Business Combination, will automatically be exercised for shares of TriSalus Common Stock. TriSalus Warrants that are out-of-the-money will be canceled for no consideration. Upon closing of the Business Combination, all shares of TriSalus Common Stock, including all shares of preferred stock converted as described above, will convert into shares of MTAC common stock at a conversion ratio equal to the \$220,000 consideration stipulated in the Business Combination Agreement divided by the total shares of TriSalus Common Stock outstanding.

At the effective time, each outstanding option to purchase shares of TriSalus Common Stock under TriSalus’ equity incentive plans (each, a “TriSalus Option”), whether or not then vested and exercisable, will be assumed and converted into an option to purchase shares of MTAC common stock under similar terms and conditions.

As of December 31, 2022, we have deferred \$2,719 of eligible expenses related to the registration and issuance of MTAC common stock in conjunction with the Business Combination. The deferral is recorded in other current assets in the accompanying consolidated balance sheet as of December 31, 2022.

**PART II**  
**INFORMATION NOT REQUIRED IN PROSPECTUS**

**Item 13. Other Expenses of Issuance and Distribution.**

The following table sets forth all costs and expenses, other than underwriting discounts and commissions, payable by us in connection with the sale of the securities being registered. All amounts shown are estimates except for the SEC registration fee.

	<b>Amount</b>
SEC registration fee	\$ 3,545.86
Accountants' fees and expenses	\$ 34,000.00
Legal fees and expenses	\$ 125,000.00
Miscellaneous fees and expenses	\$ 70,000.00
Total expenses	\$ 232,545.86

Discounts, concessions, commissions and similar selling expenses attributable to the sale of shares of Common Stock covered by this prospectus will be borne by the selling securityholder. We will pay all expenses (other than discounts, concessions, commissions and similar selling expenses) relating to the registration of the shares with the SEC, as estimated in the table above.

**Item 14. Indemnification of Directors and Officers.**

Section 145 of the DGCL provides that a corporation may indemnify directors and officers as well as other employees and individuals against expenses (including attorneys' fees), judgments, fines and amounts paid in settlement actually and reasonably incurred by such person in connection with any threatened, pending or completed actions, suits or proceedings in which such person is made a party by reason of such person being or having been a director, officer, employee or agent of the Registrant. The DGCL provides that Section 145 is not exclusive of other rights to which those seeking indemnification may be entitled under any bylaws, agreement, vote of stockholders or disinterested directors or otherwise. The Registrant's Certificate of Incorporation and Bylaws provide for indemnification by the Registrant of its directors and officers to the fullest extent permitted by the DGCL.

Section 102(b)(7) of the DGCL permits a corporation to provide in its Certificate of Incorporation that a director of the corporation shall not be personally liable to the corporation or its stockholders for monetary damages for breach of fiduciary duty as a director, except for liability (1) for any breach of the director's duty of loyalty to the corporation or its stockholders, (2) for acts or omissions not in good faith or which involve intentional misconduct or a knowing violation of law, (3) for unlawful payments of dividends or unlawful stock repurchases redemptions or other distributions or (4) for any transaction from which the director derived an improper personal benefit. The Registrant's Certificate of Incorporation provides for such limitation of liability to the fullest extent permitted by the DGCL.

The Registrant has entered into indemnification agreements with each of its directors and executive officers to provide contractual indemnification in addition to the indemnification provided in our Certificate of Incorporation. Each indemnification agreement provides for indemnification and advancements by the Registrant of certain expenses and costs relating to claims, suits or proceedings arising from his or her service to the Registrant or, at our request, service to other entities, as officers or directors to the maximum extent permitted by applicable law. We believe that these provisions and agreements are necessary to attract qualified directors.

The Registrant also maintains standard policies of insurance under which coverage is provided (1) to its directors and officers against loss arising from claims made by reason of breach of duty or other wrongful act, while acting in their capacity as directors and officers of the Registrant and (2) to the Registrant with respect to payments which may be made by the Registrant to such officers and directors pursuant to any indemnification provision contained in the Registrant's Certificate of Incorporation and Bylaws or otherwise as a matter of law.



## **Item 15. Recent Sales of Unregistered Securities.**

The following list sets forth information regarding all unregistered securities sold by us since inception on September 11, 2020. None of the following transactions involved any underwriters, underwriting discounts or commissions, or any public offering.

### ***Founder Shares***

On September 11, 2020, the Sponsor purchased an aggregate of 5,750,000 Founder Shares for an aggregate purchase price of \$25,000, or approximately \$0.004 per share. In December 2020, MTAC effected a stock dividend, resulting in the Sponsor holding an aggregate of 6,325,000 Founder Shares (up to 825,000 of which are subject to forfeiture by the Sponsor). As a result of the underwriters partially exercising their over-allotment option, the Sponsor forfeited 75,000 Founder Shares, resulting in ownership of 6,250,000 Founder Shares. Sponsor also agreed to forfeit 2,187,500 of its Founder Shares in connection with the consummation of the Business Combination and at the Closing the remaining 4,062,500 shares converted automatically, on a one-for-one basis into a share of our Common Stock. Such securities were issued pursuant to the exemption from registration contained in Section 4(a)(2) of the Securities Act. Sponsor is an accredited investor for purposes of Rule 501 of Regulation D under the Securities Act.

### ***Private Placement Warrants***

Simultaneously with the consummation of the initial public offering of MTAC, the Sponsor purchased in a private placement an aggregate of 4,933,333 Private Placement Warrants at a price of \$1.50 per warrant and generated gross proceeds of \$7,400,000. Each Private Placement Warrant is exercisable for one share of common stock at a price of \$11.50 per share. The Private Placement Warrants are non-redeemable and exercisable on a cashless basis so long as they are held by Sponsor or its permitted transferees. The sale of the Private Placement Warrants was made pursuant to the exemption from registration contained in Section 4(a)(2) of the Securities Act.

### ***Subscription Agreements***

In connection with the Business Combination and pursuant to the Subscription Agreements, the Preferred Stock PIPE Investors purchased from the Company an aggregate of 4,015,002 shares of Preferred Stock at a purchase price of \$10.00 per share, resulting in an aggregate purchase price of \$40,150,020. The sale of the PIPE Shares was made pursuant to the exemption from registration contained in Section 4(a)(2) of the Securities Act and/or Rule 506(c) promulgated thereunder.

### ***Standby Equity Purchase Agreement***

In October 2023, the Company entered into the SEPA with Yorkville, whereby it has the right, but not the obligation, to sell to Yorkville up to \$30.0 million of shares of Common Stock at the Company's request any time during the 24 months following the execution of such purchase agreement, subject to certain conditions. As of the date of this prospectus, no sales have been made under the SEPA. Yorkville represented to the Company, among other things, that it is an institutional "accredited investor" as defined in Rule 501(a)(3) of Regulation D under the Securities Act. The securities are being issued and sold by the Company to Yorkville in reliance upon the exemption from the registration requirements of the Securities Act afforded by Section 4(a)(2) of the Securities Act.



[Table of Contents](#)

**Item 16. Exhibits and Financial Statement Schedules.**

(a) Exhibits.

The exhibits listed below are filed as part of this registration statement

Exhibit	Description	Incorporated by Reference			
		Schedule/ Form	File Number	Exhibits	Filing Date
2.1†**	<a href="#">Agreement and Plan of Merger, dated as of November 11, 2022, by and among MedTech Acquisition Corporation, MTAC Merger Sub, Inc., and TriSalus Life Sciences, Inc.</a>	Form 8-K	001-39813	2.1	November 14, 2022
2.2**	<a href="#">First Amendment to Agreement and Plan of Merger, dated as of April 4, 2023, by and among MedTech Acquisition Corporation, MTAC Merger Sub, Inc., and TriSalus Life Sciences, Inc.</a>	Form 8-K	001-39813	10.1	April 5, 2023
2.3**	<a href="#">Second Amendment to Agreement and Plan of Merger, dated as of May 13, 2023, by and among MedTech Acquisition Corporation, MTAC Merger Sub, Inc., and TriSalus Life Sciences, Inc.</a>	Form 8-K	001-39813	10.1	May 13, 2023
2.4**	<a href="#">Third Amendment to Agreement and Plan of Merger, dated as of July 5, 2023, by and among MedTech Acquisition Corporation, MTAC Merger Sub, Inc., and TriSalus Life Sciences, Inc.</a>	Form 8-K	001-39813	10.1	July 6, 2023
3.1**	<a href="#">Second Amended and Restated Certificate of Incorporation of TriSalus Life Sciences, Inc.</a>	Form 8-K	001-39813	3.1	August 16, 2023
3.2**	<a href="#">Amended and Restated Bylaws of TriSalus Life Sciences, Inc.</a>	Form 8-K	001-39813	3.2	August 16, 2023
3.3**	<a href="#">Form of Certificate of Designations, Preferences and Rights of Series A Convertible Preferred Stock of TriSalus Life Sciences, Inc.</a>	Form 8-K	001-39813	3.3	August 16, 2023
4.1**	<a href="#">Specimen Common Stock Certificate.</a>	Form 8-K	001-39813	4.1	August 16, 2023
4.2**	<a href="#">Specimen Warrant Certificate.</a>	Form 8-K	001-39813	4.2	August 16, 2023
4.3**	<a href="#">Warrant Agreement, dated December 17, 2020, by and between MTAC and Continental Stock Transfer &amp; Trust Company.</a>	Form 8-K	001-39813	4.1	December 23, 2020
5.1*	<a href="#">Opinion of Cooley LLP.</a>				
10.1**	<a href="#">Amended and Restated Registration Rights Agreement, dated August 9, 2023, by and among TriSalus Life Sciences, Inc., members of MedTech Acquisition Sponsor LLC, and certain former stockholders of TriSalus Life Sciences, Inc.</a>	Form 8-K	001-39813	10.1	August 16, 2023
10.2**	<a href="#">Form of Subscription Agreement for PIPE Financing (Initial).</a>	Form 8-K	001-39813	10.1	June 8, 2023
10.3**	<a href="#">Form of Subscription Agreement for PIPE Financing (Subsequent).</a>	Form 8-K	001-39813	10.2	July 6, 2023
10.4**	<a href="#">Sponsor Support Agreement, dated as of November 11, 2022, by and among MedTech Acquisition Corporation, TriSalus Life Sciences, Inc., and MedTech Acquisition Sponsor LLC.</a>	Form 8-K	001-39813	10.3	November 14, 2022
10.5**	<a href="#">Form of Stockholder Support Agreement, by and among MedTech Acquisition Corporation, TriSalus Life Sciences, Inc. and certain stockholders of TriSalus Life Sciences, Inc.</a>	Form 8-K	001-39813	10.4	November 14, 2022
10.6**	<a href="#">Letter Agreement, dated December 17, 2020, by and among MedTech Acquisition Corporation, its officers and directors and MedTech Acquisition Sponsor LLC.</a>	Form 8-K	001-39813	10.1	December 23, 2020
10.7**	<a href="#">Form of Lock- up Agreement, by and among certain stockholders of TriSalus Life Sciences, Inc. and MedTech Acquisition Corporation.</a>	Form 8-K	001-39813	10.2	November 14, 2022
10.8+†**	<a href="#">Amended and Restated Employment Agreement, dated November 11, 2022, by and between TriSalus Life Sciences, Inc. and Mary Szela.</a>	Form S-4/A	333-269138	10.14	April 21, 2023
10.9+†**	<a href="#">Amended and Restated Employment Agreement, dated November 12, 2022, by and between TriSalus Life Sciences, Inc. and Steven C. Katz, MD.</a>	Form S-4/A	333-269138	10.15	April 21, 2023
10.10+†**	<a href="#">Executive Employment Agreement, dated July 9, 2022, by and between TriSalus Life Sciences, Inc. and Sean Murphy.</a>	Form S-4/A	333-269138	10.16	April 21, 2023

10.11+†**	<a href="#">Amended and Restated Executive Employment Agreement, dated October 11, 2022, by and between TriSalus Life Sciences, Inc. and Richard Marshak.</a>	Form S-4/A	333-269138	10.17	April 21, 2023
10.12+†**	<a href="#">Executive Employment Agreement, dated November 11, 2022, by and between TriSalus Life Sciences, Inc. and Jennifer L. Stevens.</a>	Form S-4/A	333-269138	10.18	April 21, 2023
10.13+†**	<a href="#">Executive Employment Agreement, dated November 4, 2022, by and between TriSalus Life Sciences, Inc. and Bryan F. Cox, Ph.D.</a>	Form S-4/A	333-269138	10.19	April 21, 2023
10.14+†**	<a href="#">Executive Employment Agreement, dated August 28, 2023, by and between TriSalus Life Sciences, Inc. and Jodi Devlin.</a>	Form S-1/A	333-274292	10.14	October 18, 2023
10.15+**	<a href="#">Surefire Medical, Inc. 2009 Amended and Restated Equity Incentive Plan.</a>	Form 8-K	001-39813	10.15	August 16, 2023
10.16+**	<a href="#">Form of Stock Option Grant Notice and Form of Stock Option Agreement under Surefire Medical, Inc. 2009 Amended and Restated Equity Incentive Plan (Pre-2020).</a>	Form 8-K	001-39813	10.16	August 16, 2023
10.17+**	<a href="#">Form of Early Exercise Stock Option Grant Notice and Form of Stock Option Agreement under Surefire Medical, Inc. 2009 Amended and Restated Equity Incentive Plan (for grants prior to 2020).</a>	Form 8-K	001-39813	10.17	August 16, 2023

## Table of Contents

Exhibit	Description	Incorporated by Reference			
		Schedule/ Form	File Number	Exhibits	Filing Date
10.18+**	<a href="#">Form of Stock Option Grant Notice and Form of Stock Option Agreement under Surefire Medical, Inc. 2009 Amended and Restated Equity Incentive Plan (for grants after 2020).</a>	Form 8-K	001-39813	10.18	August 16, 2023
10.19+**	<a href="#">Form of Early Exercise Stock Option Grant Notice and Form of Stock Option Agreement under Surefire Medical, Inc. 2009 Amended and Restated Equity Incentive Plan (for grants after 2020).</a>	Form 8-K	001-39813	10.19	August 16, 2023
10.20+**	<a href="#">Form of Restricted Stock Unit Grant Notice and Form of Restricted Stock Unit Agreement under Surefire Medical, Inc. 2009 Amended and Restated Equity Incentive Plan.</a>	Form 8-K	001-39813	10.20	August 16, 2023
10.21+**	<a href="#">TriSalus Life Sciences, Inc. 2023 Equity Incentive Plan.</a>	Form 8-K	001-39813	10.21	August 16, 2023
10.22+**	<a href="#">Form of Stock Option Grant Notice and Form of Stock Option Agreement under 2023 Equity Incentive Plan.</a>	Form 8-K	001-39813	10.22	August 16, 2023
10.23+**	<a href="#">Form of Restricted Stock Unit Grant Notice and Form of Restricted Stock Unit Agreement under 2023 Equity Incentive Plan.</a>	Form 8-K	001-39813	10.23	August 16, 2023
10.24+**	<a href="#">TriSalus Life Sciences, Inc. 2023 Employee Stock Purchase Plan.</a>	Form 8-K	001-39813	10.24	August 16, 2023
10.25+**	<a href="#">Form of Indemnification Agreement by and between the Company and its directors and executive officers.</a>	Form 8-K	001-39813	10.25	August 16, 2023
10.26+**	<a href="#">Non-Employee Director Compensation Policy.</a>	Form 8-K	001-39813	10.26	August 16, 2023
10.27†**	<a href="#">Office/Warehouse Lease, dated February 4, 2014 between Colorado Industrial Portfolio LLC and Surefire Medical, Inc., as amended.</a>	Form S-4/A	333-269138	10.25	July 6, 2023
10.28††**	<a href="#">Asset Purchase Agreement, dated as of July 31, 2020, by and between Dynavax Technologies Corporation and Surefire Medical Inc. d/b/a TriSalus Life Sciences.</a>	Form S-4/A	333-269138	10.13	April 21, 2023
10.29††**	<a href="#">Strategic Collaboration Agreement, dated March 2, 2021, by and between Surefire Medical Inc. d/b/a TriSalus Life Sciences and The University of Texas M.D. Anderson Cancer Center.</a>	Form S-4/A	333-269138	10.20	April 21, 2023
10.30††**	<a href="#">Distribution and Collaboration Agreement, dated May 7, 2019, between Hangzhou Ruizhen Therapeutics Co., Ltd. and Surefire Medical, Inc. d/b/a TriSalus Life Sciences.</a>	Form S-4/A	333-269138	10.24	June 8, 2023
10.31**	<a href="#">Standby Equity Purchase Agreement, dated October 2, 2023, by and between TriSalus Life Sciences, Inc. and YA II PN, LTD.</a>	Form 8-K	001-39813	99.1	October 2, 2023
16.1**	<a href="#">Letter from WithumSmith+Brown, PC to the SEC, dated August 16, 2023.</a>	Form 8-K	001-39813	16.1	August 16, 2023
21.1**	<a href="#">List of Subsidiaries.</a>	Form 8-K	001-39813	21.1	August 16, 2023
23.1*	<a href="#">Consent of WithumSmith+Brown, PC, independent registered public accounting firm.</a>				
23.2*	<a href="#">Consent of KPMG LLP, independent registered public accounting firm.</a>				
23.3*	<a href="#">Consent of Cooley LLP (included in Exhibit 5.1).</a>				
24.1*	<a href="#">Power of Attorney</a>				
101.INS	XBRL Instance Document.				
101.CAL	XBRL Taxonomy Extension Calculation Linkbase Document.				
101.SCH	XBRL Taxonomy Extension Schema Document.				
101.DEF	XBRL Taxonomy Extension Definition Linkbase Document.				
101.LAB	XBRL Taxonomy Extension Labels Linkbase Document.				
101.PRE	XBRL Taxonomy Extension Presentation Linkbase Document.				
107*	<a href="#">Filing Fee Table.</a>				

\* Filed herewith.

\*\* Previously filed.

- + Indicates management contract or compensatory plan or arrangement.
  - † Certain of the exhibits and schedules to this Exhibit have been omitted in accordance with Regulation S-K Item 601(a)(5). The Registrant agrees to furnish a copy of all omitted exhibits and schedules to the SEC upon its request; provided, however, that the Registrant may request confidential treatment pursuant to Rule 24b-2 of the Exchange Act, as amended, for any schedule or exhibit so furnished.
  - †† Certain portions of this Exhibit have been omitted in accordance with Regulation S-K Item 601(b)(10)(iv) because they are not material and are the type of information that the Registrant treats as private or confidential. The Registrant agrees to furnish supplementally an unredacted copy of the Exhibit, or any section thereof, to the SEC upon request.
- (b) Financial Statement Schedules.

## [Table of Contents](#)

Schedules not listed above have been omitted because the information required to be set forth therein is not applicable or is shown in the financial statements or notes thereto.

### **Item 17. Undertakings.**

(a) The undersigned registrant hereby undertakes as follows:

- (1) To file, during any period in which offers or sales are being made, a post-effective amendment to this registration statement:
  - (i) To include any prospectus required by Section 10(a)(3) of the Securities Act;
  - (ii) To reflect in the prospectus any facts or events arising after the effective date of the registration statement (or the most recent post-effective amendment thereof) which, individually or in the aggregate, represent a fundamental change in the information set forth in the registration statement. Notwithstanding the foregoing, any increase or decrease in volume of securities offered (if the total dollar value of securities offered would not exceed that which was registered) and any deviation from the low or high end of the estimated maximum offering range may be reflected in the form of prospectus filed with the Commission pursuant to Rule 424(b) if, in the aggregate, the changes in volume and price represent no more than 20 percent change in the maximum aggregate offering price set forth in the "Calculation of Registration Fee" table in the effective registration statement; and
  - (iii) to include any material information with respect to the plan of distribution not previously disclosed in the registration statement or any material change to such information in the registration statement;

provided, however, that: Paragraphs (a)(1)(i), (a)(1)(ii) and (a)(1)(iii) of this section do not apply if the information required to be included in a post-effective amendment by those paragraphs is contained in reports filed with or furnished to the Commission by the registrant pursuant to Section 13 or Section 15(d) of the Securities and Exchange Act of 1934, as amended (the "**Exchange Act**"), that are incorporated by reference in the registration statement, or is contained in a form of prospectus filed pursuant to Rule 424(b) that is part of the registration statement.
- (2) That, for the purpose of determining any liability under the Securities Act, each such post-effective amendment shall be deemed to be a new registration statement relating to the securities offered therein, and the offering of such securities at that time shall be deemed to be the initial bona fide offering thereof.
- (3) To remove from registration by means of a post-effective amendment any of the securities being registered which remain unsold at the termination of the offering.
- (4) That, for the purpose of determining liability under the Securities Act to any purchaser:
  - (i) Each prospectus filed by the registrant pursuant to Rule 424(b)(3) shall be deemed to be part of the registration statement as of the date the filed prospectus was deemed part of and included in the registration statement; and
  - (ii) Each prospectus required to be filed pursuant to Rule 424(b)(2), (b)(5) or (b)(7) as part of a registration statement in reliance on Rule 430B relating to an offering made pursuant to Rule 415(a)(1)(i), (vii) or (x) for the purpose of providing the information required by Section 10(a) of the Securities Act shall be deemed to be part of and included in the registration statement as of the earlier of the date such form of prospectus is first used after effectiveness or the date of the first contract of sale of securities in the offering described in the prospectus. As provided in Rule 430B, for liability purposes of the issuer and any person that is at that date an underwriter, such date shall be deemed to be a new effective date of the registration statement relating to the securities in the registration statement to which that prospectus relates, and the offering of such securities at that time shall be deemed to be the initial bona fide offering thereof. Provided, however, that no statement made in a

registration statement or prospectus that is part of the registration statement or made in a document incorporated or deemed incorporated by reference into the registration statement or prospectus that is part of the registration statement will, as to a purchaser with a time of contract of sale prior to such effective date, supersede or modify any statement that was made in the registration

II-5

---

statement or prospectus that was part of the registration statement or made in any such document immediately prior to such effective date.

- (5) That, for the purpose of determining liability of the registrant under the Securities Act to any purchaser in the initial distribution of the securities, the undersigned registrant undertakes that in a primary offering of securities of the undersigned registrant pursuant to this registration statement, regardless of the underwriting method used to sell the securities to the purchaser, if the securities are offered or sold to such purchaser by means of any of the following communications, the undersigned registrant will be a seller to the purchaser and will be considered to offer or sell such securities to such purchaser:
- (i) Any preliminary prospectus or prospectus of the undersigned registrant relating to the offering required to be filed pursuant to Rule 424;
  - (ii) Any free writing prospectus relating to the offering prepared by or on behalf of the undersigned registrant or used or referred to by the undersigned registrant;
  - (iii) The portion of any other free writing prospectus relating to the offering containing material information about the undersigned registrant or its securities provided by or on behalf of the undersigned registrant; and
  - (iv) Any other communication that is an offer in the offering made by the undersigned registrant to the purchaser.
- (b) Insofar as indemnification for liabilities arising under the Securities Act may be permitted to directors, officers and controlling persons of the Registrant pursuant to the foregoing provisions, or otherwise, the Registrant has been advised that in the opinion of the SEC such indemnification is against public policy as expressed in the Securities Act and is, therefore, unenforceable. In the event that a claim for indemnification against such liabilities (other than the payment by the Registrant of expenses incurred or paid by a director, officer or controlling person of the Registrant in the successful defense of any action, suit or proceeding) is asserted by such director, officer or controlling person in connection with the securities being registered, the Registrant will, unless in the opinion of its counsel the matter has been settled by controlling precedent, submit to a court of appropriate jurisdiction the question whether such indemnification by it is against public policy as expressed in the Securities Act and will be governed by the final adjudication of such issue.

## SIGNATURES

Pursuant to the requirements of the Securities Act of 1933, the Company has duly caused this Registration Statement to be signed on its behalf by the undersigned, thereunto duly authorized in the City of Westminster, State of Colorado, on this 15th day of December, 2023.

### TRISALUS LIFE SCIENCES, INC.

By: /s/ Mary Szela  
Mary Szela  
Chief Executive Officer

## POWER OF ATTORNEY

KNOW ALL PERSONS BY THESE PRESENTS, that each person whose signature appears below constitutes and appoints Mary Szela and Sean Murphy, and each one of them, as his or her true and lawful attorneys-in-fact and agents, with full power to act alone, with full powers of substitution and resubstitution, for him or her and in his or her name, place and stead, in any and all capacities, to sign any and all amendments (including post-effective amendments) to this registration statement on Form S-1, and to sign any registration statement for the same offering covered by this registration statement that is to be effective on filing pursuant to Rule 462(b) under the Securities Act of 1933, as amended, and all post-effective amendments thereto, and to file the same, with all exhibits thereto and other documents in connection therewith, with the SEC, granting unto said attorneys-in-fact and agents, and each one of them, full power and authority to do and perform each and every act and thing requisite and necessary to be done in connection therewith, as fully for all intents and purposes as he or she might or could do in person, hereby ratifying and confirming all that said attorneys-in-fact and agents, or any of them, or her substitute or resubstitute, may lawfully do or cause to be done by virtue hereof.

Pursuant to the requirements of the Securities Act of 1933, this registration statement has been signed by the following persons in the capacities and on the dates indicated.

<u>Signature</u>	<u>Title</u>	<u>Date</u>
<u>/s/ Mary Szela</u> Mary Szela	Chief Executive Officer and Director (Principal Executive Officer)	December 15, 2023
<u>/s/ Sean Murphy</u> Sean Murphy	Chief Financial Officer and Director (Principal Financial and Accounting Officer)	December 15, 2023
<u>/s/ Mats Wahlström</u> Mats Wahlström	Chairman of the Board of Directors	December 15, 2023
<u>/s/ Arjun Desai</u> Arjun Desai	Director	December 15, 2023
<u>/s/ Andrew von Eschenbach</u> Andrew von Eschenbach	Director	December 15, 2023
<u>/s/ Kerry Hicks</u> Kerry Hicks	Director	December 15, 2023
<u>/s/ George Kelly Martin</u> George Kelly Martin	Director	December 15, 2023
<u>/s/ David J. Matlin</u>	Director	December 15, 2023



---

David J. Matlin

---

/s/ Anil Singhal

Anil Singhal

Director

December 15, 2023

II-7

---



Carlos A. Ramirez  
T: +1 858 550 6157  
cramirez@cooley.com

December 15, 2023

TriSalus Life Sciences, Inc.  
6272 W. 91st Ave.  
Westminster, CO 80031

**Re: TriSalus Life Sciences, Inc. – Registration Statement on Form S-1**

Ladies and Gentlemen:

You have requested our opinion with respect to certain matters in connection with the issuance and sale by TriSalus Life Sciences, Inc., a Delaware corporation (the “*Company*”), in connection with the resale by the Purchaser (as defined below) of up to 5,859,375 shares (the “*Shares*”) of the Company’s common stock, par value \$0.0001 per share (“*Common Stock*”), pursuant to a Registration Statement on Form S-1 (the “*Registration Statement*”) filed with the Securities and Exchange Commission (the “*Commission*”) under the Securities Act of 1933, as amended (the “*Securities Act*”), and the related prospectus included in the Registration Statement (the “*Prospectus*”). The Shares are to be sold by the Company to the Purchaser pursuant to that certain Standby Equity Purchase Agreement, dated as of October 2, 2023 (the “*Purchase Agreement*”), by and between the Company and YA II PN, Ltd (the “*Purchaser*”).

In connection with this opinion, we have examined and relied upon (a) the Registration Statement and the Prospectus, (b) the Purchase Agreement, (c) the Company’s certificate of incorporation and bylaws, each as currently in effect, and (d) such other records, documents, certificates, opinions, memoranda and other instruments as in our judgment are necessary or appropriate to enable us to render the opinion expressed below. We have assumed the genuineness of all signatures, the authenticity of all documents submitted to us as originals, the conformity to originals of all documents submitted to us as copies; the accuracy, completeness and authenticity of certificates of public officials and the due authorization, execution and delivery of all documents by all persons other than the Company where authorization, execution and delivery are prerequisites to the effectiveness thereof. As to certain factual matters, we have relied upon a certificate of an officer of the Company and have not independently verified such matters.

We have assumed (i) each sale of the Shares will be duly authorized by the Board of Directors of the Company, a duly authorized committee thereof or a person or body pursuant to an authorization granted in accordance with Section 152 of the General Corporation Law of the State of Delaware (the “*DGCL*”), and (ii) that the price at which the Shares are sold to the Purchaser will equal or exceed the par value of the Shares. We express no opinion to the extent that future issuances of securities of the Company, anti-dilution adjustments to outstanding securities of the Company or other matters cause the number of shares of Common Stock issuable under the Purchase Agreement to the Purchaser to exceed the number of shares of Common Stock available for issuance by the Company.

Our opinion herein is expressed solely with respect to the DGCL. We express no opinion to the extent that any other laws are applicable to the subject matter hereof and express no opinion and provide no assurance as to compliance with any federal or state securities law, rule or regulation.





TriSalus Life Sciences, Inc.  
December 15, 2023  
Page Two

On the basis of the foregoing and in reliance thereon, and subject to the qualifications set forth herein, we are of the opinion that the Shares, when sold and issued by the Company to the Purchaser in accordance with the Registration Statement, the Prospectus and the Purchase Agreement, will be validly issued, fully paid and nonassessable.

This opinion is limited to the matters expressly set forth in this letter, and no opinion should be implied, or may be inferred, beyond the matters expressly stated. This opinion speaks only as to law and facts in effect or existing as of the date hereof and we undertake no obligation or responsibility to update or supplement this letter to reflect any facts or circumstances that may hereafter come to our attention or any changes in law that may hereafter occur.

We consent to the reference to our firm under the caption "Legal Matters" in the Prospectus and to the filing of this opinion as an exhibit to the Registration Statement. In giving such consent, we do not thereby admit that we are in the category of persons whose consent is required under Section 7 of the Securities Act, or the rules and regulations of the Commission thereunder.

Very truly yours,

**COOLEY LLP**

By: /s/ Carlos A. Ramirez

\_\_\_\_\_  
Carlos A. Ramirez

Cooley LLP 10265 Science Center Drive San Diego, CA 92121-1117  
t: +1 858 550-6000 f: +1 858 550-6420 cooley.com

## Exhibit 23.1

### CONSENT OF INDEPENDENT REGISTERED PUBLIC ACCOUNTING FIRM

We hereby consent to the use in the Prospectus constituting a part of this Registration Statement on Form S-1 of our report dated March 22, 2023, (which includes an explanatory paragraph relating to MedTech Acquisition Corporation's ability to continue as a going concern), relating to the financial statements of MedTech Acquisition Corporation, which is contained in that Prospectus. We also consent to the reference to our Firm under the caption "Experts" in the Prospectus.

/s/ WithumSmith+Brown, PC

New York, New York  
December 15, 2023

---



KPMG LLP  
Suite 800  
1225 17th Street  
Denver, CO 80202-5598

**Consent of Independent Registered Public Accounting Firm**

We consent to the use of our report dated April 21, 2023, except for Note 2a, as to which the date is December 14, 2023, with respect to the consolidated financial statements of TriSalus Life Sciences, Inc, included herein, and to the reference to our firm under the heading “Experts” in the prospectus.

*KPMG LLP*

Denver, Colorado  
December 14, 2023

KPMG LLP, a Delaware limited liability partnership and a member firm of the KPMG global organization of independent member firms affiliated with KPMG International Limited, a private English company limited by guarantee.

**Calculation of Filing Fee Tables**

**Form S-1**  
(Form Type)

**TriSalus Life Sciences, Inc.**  
(Exact Name of Registrant as Specified in its Charter)

Table 1: Newly Registered Securities

Security Type	Security Class Title	Fee Calculation Rule	Amount Registered <sup>(1)</sup>	Proposed Maximum Offering Price Per Share <sup>(1)(2)</sup>	Maximum Aggregate Offering Price	Fee Rate	Amount of Registration Fee
Equity	Common Stock, par value \$0.0001 per share	457(c)	5,859,375	\$ 4.10	\$ 24,023,437.50	0.00014760	\$ 3,545.86
<b>Total Offering Amounts</b>							\$ 3,545.86
<b>Total Fee Previously Paid</b>							—
<b>Total Fee Offsets</b>							—
<b>Net Fee Due</b>							\$ 3,545.86

- (1) Pursuant to Rule 416(a) under the Securities Act of 1933, as amended (the “**Securities Act**”), this registration statement also covers any additional number of shares of Common Stock, par value \$0.0001 per share (“**Common Stock**”), of TriSalus Life Sciences, Inc. (the “**Registrant**”) that become issuable upon stock splits, stock dividends or other distribution, recapitalization or similar events with respect to the shares of Common Stock being registered pursuant to this Registration Statement.
- (2) Estimated solely for purposes of calculating the registration fee in accordance with Rules 457(c) and 457(h) under the Securities Act based on the average of the high and low prices of the Registrant’s Common Stock on the Nasdaq Capital Market on December 8, 2023.

**Document and Entity  
Information**

**9 Months Ended  
Sep. 30, 2023**

**Document and Entity Information**

<u>Document Type</u>	S-1
<u>Entity Registrant Name</u>	TRISALUS LIFE SCIENCES, INC.
<u>Entity Filer Category</u>	Non-accelerated Filer
<u>Entity Small Business</u>	true
<u>Entity Emerging Growth Company</u>	true
<u>Entity Ex Transition Period</u>	false
<u>Entity Central Index Key</u>	0001826667
<u>Amendment Flag</u>	false



**CONDENSED  
CONSOLIDATED  
BALANCE SHEETS - USD  
(\$)**

	<b>Dec. 31, 2022</b>	<b>Dec. 31, 2021</b>
<b><u>Current assets</u></b>		
<u>Cash</u>	\$ 9,414,000	\$ 30,301,000
<u>Prepaid expenses</u>	4,772,000	2,181,000
<u>Total current assets</u>	17,214,000	35,131,000
<u>Total assets</u>	21,995,000	37,837,000
<b><u>Current liabilities</u></b>		
<u>Due to stockholders</u>	142,000	104,000
<u>Total current liabilities</u>	32,357,000	6,373,000
<u>Total liabilities</u>	34,319,000	6,934,000
<u>Class A common stock subject to possible redemption, 1,144,794 shares at \$10.52 and \$10.14 per share redemption value as of June 30, 2023 and December 31, 2022, respectively</u>	164,006,000	160,507,000
<b><u>STOCKHOLDERS' DEFICIT</u></b>		
<u>Common stock</u>	0	
<u>Additional paid-in capital</u>	10,028,000	6,738,000
<u>Accumulated deficit</u>	(186,358,000)	(136,342,000)
<u>Total stockholders' equity (deficit)</u>	(176,330,000)	(129,604,000)
<u>Liabilities and Stockholders' Equity (Deficit)</u>	21,995,000	37,837,000
<u>MedTech Acquisition Corp</u>		
<b><u>Current assets</u></b>		
<u>Cash</u>	153,563	200,884
<u>Prepaid expenses</u>	206,329	325,000
<u>Total current assets</u>	359,892	525,884
<u>Cash and investments held in Trust Account</u>	19,827,884	250,007,295
<u>Total assets</u>	20,187,776	250,533,179
<b><u>Current liabilities</u></b>		
<u>Accounts payable and accrued expenses</u>	1,442,941	\$ 1,057,616
<u>Due to stockholders</u>	\$ 48,135	
<u>Other Liability, Current, Related Party, Type [Extensible Enumeration]</u>	srt:OfficerMember srt:OfficerMember	
<u>Income taxes payable</u>	\$ 27,854	
<u>Extension Note</u>	39,068	
<u>Promissory note - related party</u>	\$ 944,000	\$ 544,000
<u>Notes Payable, Current, Related Party, Type [Extensible Enumeration]</u>	Related Party [Member]	Related Party [Member]
<u>Total current liabilities</u>	\$ 3,842,998	\$ 1,601,616
<u>Warrant liabilities</u>	1,061,334	6,898,666
<u>Convertible Promissory Note - related party</u>	1,341,000	0
<u>Deferred underwriting fee payable</u>	8,750,000	8,750,000
<u>Total liabilities</u>	13,654,332	17,250,282
<b><u>STOCKHOLDERS' DEFICIT</u></b>		

<u>Accumulated deficit</u>	(13,267,211)	(16,717,728)
<u>Total stockholders' equity (deficit)</u>	(13,266,586)	(16,717,103)
<u>MedTech Acquisition Corp   Class A common stock</u>		
<b><u>STOCKHOLDERS' DEFICIT</u></b>		
<u>Liabilities and Stockholders' Equity (Deficit)</u>	20,187,776	250,533,179
<u>MedTech Acquisition Corp   Class A common stock subject to possible redemption</u>		
<b><u>Current liabilities</u></b>		
<u>Class A common stock subject to possible redemption, 1,144,794 shares at \$10.52 and \$10.14 per share redemption value as of June 30, 2023 and December 31, 2022, respectively</u>	19,800,030	250,000,000
<b><u>STOCKHOLDERS' DEFICIT</u></b>		
<u>Common stock</u>		
<u>MedTech Acquisition Corp   Class B common stock</u>		
<b><u>STOCKHOLDERS' DEFICIT</u></b>		
<u>Common stock</u>	\$ 625	\$ 625

**CONDENSED  
CONSOLIDATED  
BALANCE SHEETS**  
(Parenthetical) - \$ / shares

**Dec. 31, 2022 Dec. 31, 2021**

<u>Common stock, par value (in dollars per share)</u>	\$ 0.0001	\$ 0.0001
<u>Common stock, shares authorized</u>	30,898,162	15,696,266
<u>Common stock, shares issued</u>	347,926	264,977
<u>Common stock, shares outstanding</u>	347,926	264,977
<u>MedTech Acquisition Corp</u>		
<u>Preferred stock, par value (in dollars per share)</u>	\$ 0.0001	\$ 0.0001
<u>Preferred stock, shares authorized</u>	1,000,000	1,000,000
<u>Preferred stock, shares issued</u>	0	0
<u>Preferred stock, shares outstanding</u>	0	0
<u>MedTech Acquisition Corp   Class A common stock</u>		
<u>Common stock, par value (in dollars per share)</u>	\$ 0.0001	\$ 0.0001
<u>Common stock, shares authorized</u>	100,000,000	100,000,000
<u>Common stock, shares issued</u>	0	0
<u>Common stock, shares outstanding</u>	0	0
<u>MedTech Acquisition Corp   Class A common stock subject to possible redemption</u>		
<u>Number of shares subject to redemption</u>	1,953,422	25,000,000
<u>Common stock subject to possible redemption, price per share</u>	\$ 10.14	\$ 10.00
<u>MedTech Acquisition Corp   Class B common stock</u>		
<u>Common stock, par value (in dollars per share)</u>	\$ 0.0001	\$ 0.0001
<u>Common stock, shares authorized</u>	10,000,000	10,000,000
<u>Common stock, shares issued</u>	6,250,000	6,250,000
<u>Common stock, shares outstanding</u>	6,250,000	6,250,000

**CONDENSED  
CONSOLIDATED  
STATEMENTS OF  
OPERATIONS - USD (\$)**

**12 Months Ended**  
**Dec. 31, 2022 Dec. 31, 2021**

<u>General and administrative expenses</u>	\$ 12,483,000	\$ 8,753,000
<u>Loss from operations</u>	(36,439,000)	(24,032,000)
<b>Other income:</b>		
<u>Interest earned on marketable securities held in Trust Account</u>	180,000	
<u>Loss before income taxes</u>	(47,178,000)	(28,842,000)
<u>Provision for income taxes</u>	(9,000)	(3,000)
<u>Net loss available to common stockholders</u>	\$ (47,187,000)	\$ (28,845,000)
<u>Weighted average shares outstanding, basic</u>	309,609	219,100
<u>Weighted average shares outstanding, diluted</u>	309,609	219,100
<u>Basic net (loss) income per share</u>	\$ (161.55)	\$ (131.65)
<u>Diluted net (loss) income per share</u>	\$ (161.55)	\$ (131.65)
<u>MedTech Acquisition Corp</u>		
<u>General and administrative expenses</u>	\$ 2,746,125	\$ 3,040,714
<u>Loss from operations</u>	(2,746,125)	(3,040,714)
<b>Other income:</b>		
<u>Change in fair value of warrant liabilities</u>	5,837,332	7,744,000
<u>Interest earned on marketable securities held in Trust Account</u>	3,018,726	63,997
<u>Total other income, net</u>	8,856,058	7,807,997
<u>Loss before income taxes</u>	6,109,933	4,767,283
<u>Provision for income taxes</u>	(570,854)	
<u>Net loss available to common stockholders</u>	\$ 5,539,079	\$ 4,767,283
<u>MedTech Acquisition Corp   Class A common stock</u>		
<b>Other income:</b>		
<u>Weighted average shares outstanding, basic</u>	23,358,326	25,000,000
<u>Weighted average shares outstanding, diluted</u>	23,358,326	25,000,000
<u>Basic net (loss) income per share</u>	\$ 0.19	\$ 0.15
<u>Diluted net (loss) income per share</u>	\$ 0.19	\$ 0.15
<u>MedTech Acquisition Corp   Class B common stock</u>		
<b>Other income:</b>		
<u>Weighted average shares outstanding, basic</u>	6,250,000	6,250,000
<u>Weighted average shares outstanding, diluted</u>	6,250,000	6,250,000
<u>Basic net (loss) income per share</u>	\$ 0.19	\$ 0.15
<u>Diluted net (loss) income per share</u>	\$ 0.19	\$ 0.15

<b>CONDENSED CONSOLIDATED STATEMENTS OF CHANGES IN STOCKHOLDERS' DEFICIT - USD (\$)</b>	<b>MedTech Acquisition Corp Class B Common Stock Common stock</b>	<b>MedTech Acquisition Corp Additional Paid-in Capital</b>	<b>MedTech Acquisition Corp Accumulated Deficit</b>	<b>MedTech Acquisition Corp</b>	<b>Accumulated Deficit</b>	<b>Total</b>
<a href="#"><u>Balance at the beginning at Dec. 31, 2020</u></a>	\$ 625		\$ (21,485,011)	\$ (21,484,386)		
<a href="#"><u>Balance at the beginning (in shares) at Dec. 31, 2020</u></a>	6,250,000					
<b><a href="#"><u>Increase (Decrease) in Stockholders' Equity</u></a></b>						
<a href="#"><u>Net loss available to common stockholders</u></a>			4,767,283	4,767,283	\$ (28,845,000)	\$ (28,845,000)
<a href="#"><u>Balance at the ending at Dec. 31, 2021</u></a>	\$ 625		(16,717,728)	(16,717,103)		
<a href="#"><u>Balance at the ending (in shares) at Dec. 31, 2021</u></a>	6,250,000					
<b><a href="#"><u>Increase (Decrease) in Stockholders' Equity</u></a></b>						
<a href="#"><u>Investment pursuant to business combination agreement</u></a>		\$ 82,741		82,741		
<a href="#"><u>Accretion of shares of Class A common stock to redemption amount</u></a>		\$ (82,741)	(2,088,562)	(2,171,303)		
<a href="#"><u>Net loss available to common stockholders</u></a>			5,539,079	5,539,079	\$ (47,187,000)	\$ (47,187,000)
<a href="#"><u>Balance at the ending at Dec. 31, 2022</u></a>	\$ 625		\$ (13,267,211)	\$ (13,266,586)		
<a href="#"><u>Balance at the ending (in shares) at Dec. 31, 2022</u></a>	6,250,000					

**CONDENSED  
CONSOLIDATED  
STATEMENTS OF CASH  
FLOWS - USD (\$)**

9 Months Ended		12 Months Ended	
Sep. 30, 2023	Sep. 30, 2022	Dec. 31, 2022	Dec. 31, 2021

**Adjustments to reconcile net (loss) income to net cash used in operating activities:**

<u>Interest earned on marketable securities held in Trust Account</u>	\$ (187,000)	\$ (75,000)	\$ (180,000)	
<b><u>Increase (Decrease) in Operating Capital [Abstract]</u></b>				
<u>Prepaid expenses</u>	1,041,000	(1,306,000)	(2,592,000)	\$ (1,840,000)
<u>Accounts payable and accrued expenses</u>	(2,772,000)	1,108,000	5,246,000	3,175,000
<u>Net cash used in operating activities</u>	(41,196,000)	(24,003,000)	(32,313,000)	(22,697,000)

**Cash Flows from Investing Activities:**

<u>Net cash used in investing activities</u>	(1,421,000)	(1,514,000)	(1,786,000)	(2,258,000)
--	-------------	-------------	-------------	-------------

**Cash Flows from Financing Activities:**

<u>Net cash provided by financing activities</u>	54,586,000	7,554,000	13,462,000	50,768,000
<u>Increase (decrease) in cash, cash equivalents and restricted cash</u>	11,969,000	(17,963,000)	(20,637,000)	25,813,000
<u>Cash, cash equivalents and restricted cash, beginning of period</u>	9,664,000	30,301,000	30,301,000	4,488,000
<u>Cash, cash equivalents and restricted cash, end of period</u>	21,633,000	12,338,000	9,664,000	30,301,000

MedTech Acquisition Corp

**Net Cash Provided by (Used in) Operating Activities [Abstract]**

<u>Net (loss) income</u>			5,539,079	4,767,283
--------------------------	--	--	-----------	-----------

**Adjustments to reconcile net (loss) income to net cash used in operating activities:**

<u>Change in fair value of warrant liabilities</u>			(5,837,332)	(7,744,000)
<u>Interest earned on marketable securities held in Trust Account</u>			(3,018,726)	(63,997)

**Increase (Decrease) in Operating Capital [Abstract]**

<u>Prepaid expenses</u>			118,671	348,200
<u>Income taxes payable</u>			27,854	
<u>Due to stockholders</u>			48,135	
<u>Accounts payable and accrued expenses</u>			385,325	954,400
<u>Net cash used in operating activities</u>			(2,736,994)	(1,738,114)

**Cash Flows from Investing Activities:**

<u>Investment of cash into Trust Account</u>			(78,136)	
<u>Cash withdrawn from Trust Account to pay franchise and income taxes</u>			905,000	60,000
<u>Cash withdrawn from Trust Account in connection with redemptions</u>			232,371,273	
<u>Net cash used in investing activities</u>			233,198,137	60,000

**Cash Flows from Financing Activities:**

<u>Proceeds from promissory note</u>			39,068	
<u>Proceeds from promissory note - related party</u>			400,000	544,000
<u>Proceeds from convertible promissory note - related party</u>			1,341,000	
<u>Proceeds from extension note</u>			82,741	
<u>Redemptions of common stock</u>			(232,371,273)	
<u>Net cash provided by financing activities</u>			(230,508,464)	544,000
<u>Increase (decrease) in cash, cash equivalents and restricted cash</u>			(47,321)	(1,134,114)
<u>Cash, cash equivalents and restricted cash, beginning of period</u>	\$ 153,563	\$ 200,884	200,884	1,334,998
<u>Cash, cash equivalents and restricted cash, end of period</u>			153,563	\$ 200,884
<b><u>Supplemental disclosure of cash flow information:</u></b>				
<u>Cash paid for income taxes</u>			\$ 543,000	

**DESCRIPTION OF  
ORGANIZATION AND  
BUSINESS OPERATIONS**

**9 Months Ended  
Sep. 30, 2023**

**12 Months Ended  
Dec. 31, 2022**

**DESCRIPTION OF  
ORGANIZATION AND  
BUSINESS OPERATIONS**

**DESCRIPTION OF  
ORGANIZATION AND  
BUSINESS OPERATIONS**

**(1) Nature of Business**

On August 10, 2023 (the "Closing Date"), TriSalus Life Sciences, Inc., a Delaware corporation (the "Company," "TriSalus," "we," "us"), formerly known as MedTech Acquisition Corporation ("MTAC"), consummated the previously announced merger pursuant to the Agreement and Plan of Merger, dated as of November 11, 2022, as amended by that certain First Amendment to Agreement and Plan of Merger, dated as of April 4, 2023, the Second Amendment to Agreement and Plan of Merger, dated as of May 13, 2023, and the Third Amendment to Agreement and Plan of Merger, dated as of July 5, 2023 (as amended, the "Merger Agreement"), by and between MTAC Merger Sub, Inc., a Delaware corporation and wholly-owned subsidiary of MTAC ("Merger Sub") and TriSalus Operating Life Sciences, Inc. (formerly known as TriSalus Life Sciences, Inc.), a Delaware corporation ("Legacy TriSalus"), whereby Merger Sub merged with and into Legacy TriSalus with the separate corporate existence of Merger Sub ceasing (the "Merger" and, together with the other transactions contemplated by the Merger Agreement, the "Business Combination") and TriSalus Life Sciences, Inc. becoming the surviving company. The closing of the Business Combination is herein referred to as "the Closing." In connection with the consummation of the Merger, on August 10, 2023, Legacy TriSalus changed its name from TriSalus Life Sciences, Inc. to TriSalus Operating Life Sciences, Inc., and MTAC changed its name from MedTech Acquisition Corporation to TriSalus Life Sciences, Inc., the surviving company ("New TriSalus"). As further described in Note 3, Legacy TriSalus was deemed to be the accounting acquirer and predecessor company in the Business Combination. Thus, the prior periods presented in these consolidated financial statements are of Legacy TriSalus.

*Description of the Business*

We are engaged in the research, development, and sales of innovative drug delivery technology and immune-oncology therapeutics to improve outcomes in difficult to treat liver and pancreatic cancer. Our technology is utilized in the delivery of our therapeutics and administered by interventional

**(1) Nature of Business**

TriSalus Life Sciences, Inc. (the "Company," "we," "us"), a Delaware corporation, was incorporated in 2009 as Surefire Medical, Inc. The Company began doing business as TriSalus Life Sciences ("TriSalus") in 2018, and changed its name to TriSalus Life Sciences, Inc. in August 2021. We are engaged in the research, development, and sales of innovative drug delivery technology and immune-oncology therapeutics to improve outcomes in difficult to treat liver and pancreatic cancer. Our technology is utilized in the delivery of our therapeutics and administered by interventional radiologists. We are developing and marketing two product lines — Pressure Enabled Drug Delivery ("PEDD™") infusion systems, in use today, and an investigational agent, SD-101, which shows potential to enhance immune system response in the treatment of hepatocellular cancer, pancreatic cancer and other liver solid tumors. Our PEDD with SmartValve™ is the only technology designed to work in synchrony with the cardiac cycle to open collapsed vessels in the tumor to enable deeper perfusion and improve therapeutic drug delivery in tumors with high intratumoral pressure. PEDD with SmartValve has been shown in prospective and retrospective clinical studies and in multiple pre-clinical models to improve therapy uptake and tumor response.

TriNav™ is the newest therapy delivery device with SmartValve technology for the proprietary PEDD approach. Current sales consist of the TriNav infusion System, introduced in 2020, the Surefire Medical infusion System and a family of related guiding catheters. In 2020, we gained transitional pass-through payments ("TPT") approval from the Centers for Medicare &



radiologists. We are developing and marketing two product lines — Pressure Enabled Drug Delivery (“PEDD™”) infusion systems, in use today, and an investigational agent, SD-101, which shows potential to enhance immune system response in the treatment of hepatocellular cancer, pancreatic cancer and other liver solid tumors. The combination of our PEDD technology with SD-101, is focused on solving the two main barriers in the tumor micro environment that inhibits the success of immunotherapy. The first barrier (mechanical) is comprised of high intratumoral pressure within tumors that limits drug uptake and the second barrier (biological) is the reversal of intratumoral immunosuppression. Our PEDD with SmartValve™ is the only technology designed to work in synchrony with the cardiac cycle to open collapsed vessels in the tumor to enable deeper perfusion and improve therapeutic drug delivery in tumors with high intratumoral pressure. PEDD with SmartValve has been shown in prospective and retrospective clinical studies and in multiple pre-clinical models to improve therapy uptake and tumor response.

TriNav™ is the newest therapy delivery device with SmartValve technology for the proprietary PEDD approach. Current sales consist of the TriNav Infusion System, introduced in 2020, and a family of related guiding catheters. In 2020, we gained transitional pass-through payments (“TPT”) approval from the Centers for Medicare & Medicaid Services (“CMS”), which allows hospitals to cover the cost of using TriNav. The approval is scheduled to expire at the end of 2023. On June 1, 2023, TriSalus applied for a new technology Ambulatory Payment Classifications (“APC”) code with CMS and met with CMS on June 26, 2023, to review the application. If granted, the new technology APC code would allow for continuing reimbursement for the TriNav device at similar reimbursement rates for the period beginning January 1, 2024, but there can be no assurance that such code will be granted or that continuing reimbursement will be available at similar reimbursement rates, or at all. SD-101 has a dual mechanism of action in solid tumors which includes the alteration of the tumor microenvironment by reducing immunosuppressive myeloid derived suppressor cells while simultaneously activating immune response and recruiting T cells to the tumor, allowing checkpoint inhibitors to work more effectively.

We believe the full potential of our technology can be realized through the combination of our drug delivery technology with immune-oncology drugs. In July 2020, we acquired our first immune-oncology drug, SD-101, and began clinical development of SD-101 for treatment of liver and pancreatic cancers.

Medicaid Services (“CMS”), which allows hospitals to cover the cost of using TriNav. The approval is scheduled to expire at the end of 2023; we are actively seeking an extension of the approval.

We believe the full potential of our technology can be realized through the combination of our drug delivery technology with immune-oncology drugs, so, in July 2020, we acquired our first immune-oncology drug, SD-101, and began clinical development of SD-101 for treatment of liver and pancreatic cancers.

We have funded operations to date principally with proceeds from the sale of preferred stock and from the issuance of debt and convertible debt. Since inception of the Company in 2009 through December 31, 2022, we have issued for cash \$108,664 of preferred stock, \$458 of common stock and \$57,466 of convertible notes and warrants, which has funded the cumulative net losses of \$186,358. During the year ended December 31, 2022, we raised \$13,499 in cash through the issuance of Series B-1 and Series B-2 preferred stock and \$94 from the exercise of stock options. In March 2021, all of the then outstanding principle amount of convertible notes, with accumulated interest, converted to shares of Series B preferred stock in accordance with the terms contained in the note agreements; the note conversion did not raise any cash. See notes 10 and 11 for further discussion of the convertible debt, warrants and the 2022 financing rounds.

As of December 31, 2022, we had cash, cash equivalents and restricted cash of \$9,664. The Company is still in its early stage, has yet to generate revenues sufficient to create positive cash flow and has accumulated deficit of \$186,358 as of December 31, 2022. We are currently undergoing a strategic transformation from a company focused solely on the sale of our infusion systems to a therapeutic company whereby our medical devices will be marketed alongside the pharmaceutical drugs and other treatments that the devices deliver to patients. This transformation requires that we restructure our operating infrastructure, resulting in an increase in operating expenses — including the development of

We have funded operations to date principally with proceeds from the sale of preferred stock, from the issuance of debt and convertible debt, and the closing of the Business Combination. Since inception of the Company in 2009 through September 30, 2023, we have issued for cash \$164,364 of preferred stock (of which \$36,854 was raised at the closing of the Business Combination, including issuance of Series A convertible preferred stock), which, along with \$551 from common stock and \$44,692 from convertible notes and warrants, has funded our accumulated deficit of \$212,867. During the nine months ended September 30, 2023, we raised \$9,189 in cash through the issuance of Series B-2 preferred stock, \$9,630 in cash through the issuance of Series B-3 preferred stock, \$94 from the exercise of stock options, and \$36,854 from the Business Combination.

As of September 30, 2023, we had cash and cash equivalents of \$21,383. The Company is still in its early stage, has yet to generate revenues sufficient to create positive cash flow and has an accumulated deficit of \$212,867 as of September 30, 2023. We are currently undergoing a strategic transformation from a company focused solely on the sale of our infusion systems to a therapeutics company whereby our medical devices will be marketed in combination with the pharmaceutical drugs and other treatments that the devices deliver to patients. This transformation requires that we restructure our operating infrastructure, resulting in an increase in operating expenses — including the development of a candidate pharmaceutical — that, in the short term, will not be fully offset by increased revenues. Without additional financing and based on our sales, operations and research and development plans, our management estimates that our existing cash and cash equivalents will be insufficient to fund our projected liquidity requirements for the next 12 months.

In accordance with ASC Topic 205-40, *Presentation of Financial Statements, Going Concern: Disclosure of Uncertainties about an Entity's Ability to Continue as a Going Concern*, we are required to evaluate whether there is substantial doubt about our ability to continue as a going concern each reporting period. In evaluating our ability to continue as a going concern, management projected our cash flow sources and needs and evaluated the conditions and events have raised substantial doubt about our ability to continue as a going concern within one year after the date that these consolidated financial statements were issued. Management's plans to address the conditions and events have considered our current projections of future cash flows, current financial condition, sources of liquidity and debt obligations for at least one year from the date of issuance of these consolidated financial statements in

a candidate pharmaceutical — that, in the short term, will not be fully offset by increased revenues.

In accordance with ASC Topic 205-40, *Presentation of Financial Statements, Going Concern: Disclosure of Uncertainties about an Entity's Ability to Continue as a Going Concern*, we are required to evaluate whether there is substantial doubt about our ability to continue as a going concern each reporting period. In evaluating our ability to continue as a going concern, management projected our cash flow sources and needs and evaluated the conditions and events that could raise substantial doubt about our ability to continue as a going concern within one year after the date that these consolidated financial statements were issued. Management considered our current projections of future cash flows, current financial condition, sources of liquidity and debt obligations for at least one year from the date of issuance of these consolidated financial statements in considering whether we have the ability to fund future operations and meet our obligations as they become due in the normal course of business.

Our ability to fund future operations and to continue the execution of our long-term business plan and strategy, including our transformation into a therapeutics company, will require that we raise additional capital through the issuance of additional equity and/or long-term debt. There can be no assurance that we will be able to raise such additional financing or, if available, that such financing can be obtained on satisfactory terms. If adequate capital resources are not available on a timely basis, we intend to consider limiting our operations substantially. This limitation of operations could include a hiring freeze, reductions in our workforce, reduction in cash compensation, deferring clinical trials and capital expenditures, and reducing other operating costs.

Our current operating plan, which is in part determined based on our most recent results and trends, along with the items noted above, raises substantial doubt about the Company's ability to continue as a going concern. Our financial statements have been prepared assuming we will

considering whether we have the ability to fund future operations and meet our obligations as they become due in the normal course of business.

Our ability to fund future operations and to continue the execution of our long-term business plan and strategy, including our transformation into a therapeutics company, will require that we raise additional capital through a combination of collaborations, strategic alliances and licensing arrangements, and issuance of additional equity and/or long-term debt. There can be no assurance that we will be able to raise such additional financing or, if available, that such financing can be obtained on satisfactory terms. If adequate capital resources are not available on a timely basis, we intend to consider limiting our operations substantially. This limitation of operations could include a hiring freeze, reductions in our workforce, reduction in cash compensation, deferring clinical trials and capital expenditures, and reducing other operating costs.

Our current operating plan, which is in part determined based on our most recent results and trends, along with the items noted above, causes substantial doubt to exist about our ability to continue as a going concern and management's plans do not alleviate the existence of substantial doubt. Our financial statements have been prepared assuming we will continue as a going concern, which contemplates the continuity of normal business activities and realization of assets and settlement of liabilities in the normal course of business, and do not include any adjustments that might be necessary should we be unable to continue as a going concern.

We are subject to various risks and uncertainties frequently encountered by companies in the early stages of growth, particularly companies in the rapidly evolving market for medical technology-based and pharmaceutical products and services. Such risks and uncertainties include, but are not limited to, a limited operating history, need for additional capital, a volatile business and technological environment, the process to test and obtain approval to market the candidate pharmaceutical, the process to obtain continuing CMS approval and application for a new ACS code for our PEDD product for reimbursement, an evolving business model, and demand for our products. To address these risks, we must, among other things, gain access to capital in sufficient amounts and on acceptable terms, maintain and increase our customer base, implement and successfully execute our business strategy, develop the candidate pharmaceutical, continue to enhance our technology, provide superior customer service, and attract, retain, and motivate qualified personnel. There can be no guarantee that we will succeed in addressing such risks.

continue as a going concern, which contemplates the continuity of normal business activities and realization of assets and settlement of liabilities in the normal course of business, and do not include any adjustments that might be necessary should we be unable to continue as a going concern.

We are subject to various risks and uncertainties frequently encountered by companies in the early stages of growth, particularly companies in the rapidly evolving market for medical technology-based and pharmaceutical products and services. Such risks and uncertainties include, but are not limited to, a limited operating history, need for additional capital, a volatile business and technological environment, the process to test and obtain approval to market the candidate pharmaceutical, an evolving business model, and demand for our products. To address these risks, we must, among other things, gain access to capital in amounts and on acceptable terms, maintain and increase our customer base, implement and successfully execute our business strategy, develop the candidate pharmaceutical, continue to enhance our technology, provide superior customer service, and attract, retain, and motivate qualified personnel. There can be no guarantee that we will be successful in addressing such risks.

### *Subsequent Event*

On October 2, 2023, we entered into a Standby Equity Purchase Agreement (the “Yorkville Purchase Agreement”) with YA II PN, Ltd. (“Yorkville”). Yorkville is a fund managed by Yorkville Advisors Global, LP, headquartered in Mountainside, New Jersey.

Pursuant to the Yorkville Purchase Agreement, the Company shall have the right, but not the obligation, to sell to Yorkville up to \$30,000 of common stock, par value \$0.0001 per share of the Company (the “Common Stock”), at the Company’s request any time during the commitment period commencing on October 2, 2023 (the “Effective Date”), and terminating on the first day of the month following the 24-month anniversary of the Effective Date. Each issuance and sale by the Company to Yorkville under the Yorkville Purchase Agreement (an “Advance”) is subject to a maximum limit equal to the greater of: (i) an amount equal to 100% of the average of the daily volume traded of the Company’s Common Stock on the Nasdaq Stock Market (“Nasdaq”) for the 10 trading days immediately preceding an Advance notice, or (ii) 1,000,000 shares of Common Stock. The shares will be issued and sold to Yorkville at a per-share price equal to, at the election of the Company as specified in the relevant Advance notice: (i) 96% of the Market Price (as defined below) for any period commencing on the receipt of the Advance notice by Yorkville and ending on 4:00 p.m. New York City time on the applicable Advance notice date (the “Option 1 Pricing Period”), and (ii) 97% of the Market Price for any three consecutive trading days commencing on the Advance notice date (the “Option 2 Pricing Period,” and each of the Option 1 Pricing Period and the Option 2 Pricing Period, a “Pricing Period”). “Market Price” is defined as, for any Option 1 Pricing Period, the daily volume-weighted average price (“VWAP”) of the Common Stock on Nasdaq, and for any Option 2 Pricing Period, the lowest VWAP of the Common Stock on the Nasdaq during the Option 2 Pricing Period. The Advances are subject to certain limitations, including that Yorkville cannot purchase any shares that would result in it beneficially owning more than 4.99% of the Company’s outstanding Common Stock at the time of an Advance or acquiring since the Effective Date under the Yorkville Purchase Agreement more than 19.99% of the Company’s outstanding Common Stock, as of the date of the Yorkville Purchase Agreement.

[MedTech Acquisition Corp](#)  
**DESCRIPTION OF  
ORGANIZATION AND  
BUSINESS OPERATIONS**

DESCRIPTION OF  
ORGANIZATION AND  
BUSINESS OPERATIONS

**NOTE 1. DESCRIPTION OF  
ORGANIZATION AND BUSINESS  
OPERATIONS**

MedTech Acquisition Corporation (the “Company”) was incorporated in Delaware on September 11, 2020. The Company was formed for the purpose of effecting a merger, capital stock exchange, asset acquisition, stock purchase, reorganization or similar business combination with one or more businesses (the “Business Combination”).

The Company is not limited to a particular industry or sector for purposes of consummating a Business Combination. The Company is an early stage and emerging growth company and, as such, the Company is subject to all of the risks associated with early stage and emerging growth companies. The Company has one wholly-owned subsidiary that was created on November 9, 2022, MTAC Merger Sub, Inc, a Delaware corporation (“Merger Sub”).

As of December 31, 2022, the Company had not commenced any operations. All activity from inception through December 31, 2022, relates to the Company’s formation, the initial public offering (“Initial Public Offering”), which is described below, and subsequent to the Initial Public Offering, identifying a target company for a Business Combination, including the terminated Memic Business Combination and the Merger Agreement with TriSalus (as defined and more fully described in Note 6). The Company will not generate any operating revenues until after the completion of its initial Business Combination, at the earliest. The Company generates non-operating income in the form of interest income from the proceeds derived from the Initial Public Offering, held in the Trust Account.

The registration statements for the Company’s Initial Public Offering were declared effective on December 17, 2020. On December 22, 2020, the Company consummated the Initial Public Offering of 25,000,000 units (the “Units” and, with respect to the Class A common stock included in the Units sold, the “Public Shares”), which includes the partial exercise by the underwriter of its over-

allotment option in the amount of 3,000,000 Units, at \$10.00 per Unit, generating gross proceeds of \$250,000,000 which is described in Note 3.

Simultaneously with the closing of the Initial Public Offering, the Company consummated the sale of 4,933,333 warrants (the “Private Placement Warrants”) at a price of \$1.50 per Private Placement Warrant in a private placement to MedTech Acquisition Sponsor LLC (the “Sponsor”), generating gross proceeds of \$7,400,000, which is described in Note 4.

Following the closing of the Initial Public Offering on December 22, 2020, an amount of \$250,000,000 (\$10.00 per Unit) from the net proceeds of the sale of the Units in the Initial Public Offering and the sale of the Private Placement Warrants was placed in a trust account (the “Trust Account”), located in the United States and invested only in U.S. government securities, within the meaning set forth in Section 2(a)(16) of the Investment Company Act of 1940, as amended (the “Investment Company Act”), with a maturity of 185 days or less or in any open-ended investment company that holds itself out as a money market fund selected by the Company meeting certain conditions of Rule 2a-7 of the Investment Company Act, as determined by the Company, until the earlier of (i) the completion of a Business Combination and (ii) the distribution of the funds held in the Trust Account, as described below.

Transaction costs amounted to \$14,161,525, consisting of \$5,000,000 in cash underwriting fees, \$8,750,000 of deferred underwriting fees and \$411,525 of other offering costs.

The Company’s management has broad discretion with respect to the specific application of the net proceeds of the Initial Public Offering and the sale of Private Placement Warrants, although substantially all of the net proceeds are intended to be applied generally toward consummating a Business Combination. There is no assurance that the Company will be able to complete a Business Combination successfully. The Company must complete one or more initial

Business Combinations with one or more operating businesses or assets with a fair market value equal to at least 80% of the net assets held in the Trust Account (excluding the amount of deferred underwriting discounts held in trust and net of taxes payable). The Company will only complete a Business Combination if the post-transaction company owns or acquires 50% or more of the outstanding voting securities of the target or otherwise acquires a controlling interest in the target business sufficient for it not to be required to register as an investment company under the Investment Company Act.

The Company will provide the holders of the outstanding Public Shares (the “Public Stockholders”) with the opportunity to redeem all or a portion of their Public Shares upon the completion of a Business Combination either (i) in connection with a stockholder meeting called to approve the Business Combination or (ii) by means of a tender offer. The decision as to whether the Company will seek stockholder approval of a Business Combination or conduct a tender offer will be made by the Company. The Public Stockholders will be entitled to redeem their Public Shares for a pro rata portion of the amount then in the Trust Account (initially anticipated to be \$10.00 per Public Share, plus any pro rata interest then in the Trust Account, net of taxes payable). There will be no redemption rights upon the completion of a Business Combination with respect to the Company’s warrants.

The Company will only proceed with a Business Combination if the Company has net tangible assets of at least \$5,000,001 following any related redemptions and, if the Company seeks stockholder approval, a majority of the shares voted are voted in favor of the Business Combination. If a stockholder vote is not required by applicable law or stock exchange listing requirements and the Company does not decide to hold a stockholder vote for business or other reasons, the Company will, pursuant to its Amended and Restated Certificate of Incorporation (the “Certificate of Incorporation”), conduct the redemptions pursuant to the tender offer rules of the

U.S. Securities and Exchange Commission (“SEC”) and file tender offer documents with the SEC prior to completing a Business Combination. If, however, stockholder approval of the transaction is required by applicable law or stock exchange listing requirements, or the Company decides to obtain stockholder approval for business or other reasons, the Company will offer to redeem shares in conjunction with a proxy solicitation pursuant to the proxy rules and not pursuant to the tender offer rules. If the Company seeks stockholder approval in connection with a Business Combination, the Sponsor has agreed to vote its Founder Shares (as defined in Note 5) and any Public Shares purchased during or after the Initial Public Offering in favor of approving a Business Combination. Additionally, each Public Stockholder may elect to redeem their Public Shares without voting, and if they do vote, irrespective of whether they vote for or against the proposed transaction.

Notwithstanding the foregoing, if the Company seeks stockholder approval of a Business Combination and it does not conduct redemptions pursuant to the tender offer rules, the Certificate of Incorporation will provide that a Public Stockholder, together with any affiliate of such stockholder or any other person with whom such stockholder is acting in concert or as a “group” (as defined under Section 13 of the Securities Exchange Act of 1934, as amended (the “Exchange Act”)), will be restricted from redeeming its shares with respect to more than an aggregate of 15% of the Public Shares, without the prior consent of the Company.

The Sponsor has agreed (a) to waive its redemption rights with respect to the Founder Shares and Public Shares held by it in connection with the completion of a Business Combination, (b) to waive its liquidation rights with respect to the Founder Shares if the Company fails to complete a Business Combination by June 22, 2023 (or such earlier date as determined by the board of directors of the Company (the “Board”)) and (c) not to propose an amendment to the Certificate of Incorporation (i) to modify the substance or timing of the Company’s obligation to allow redemptions in



connection with a Business Combination or to redeem 100% of its Public Shares if the Company does not complete a Business Combination within the Combination Period (as defined below) or (ii) with respect to any other provision relating to stockholders' rights or pre-business combination activity, unless the Company provides the Public Stockholders with the opportunity to redeem their Public Shares in conjunction with any such amendment. However, if the Sponsor acquires Public Shares in or after the Initial Public Offering, such Public Shares will be entitled to liquidating distributions from the Trust Account if the Company fails to complete a Business Combination within the Combination Period.

The Company will have until June 22, 2023 (or such earlier date as determined by the Board) to complete a Business Combination (the "Combination Period"). If the Company has not completed a Business Combination within the Combination Period, the Company will (i) cease all operations except for the purpose of winding up, (ii) as promptly as reasonably possible but not more than ten business days thereafter, redeem the Public Shares, at a per-share price, payable in cash, equal to the aggregate amount then on deposit in the Trust Account, including interest earned on the funds held in the Trust Account and not previously released to pay taxes (less up to \$100,000 of interest to pay dissolution expenses), divided by the number of then outstanding Public Shares, which redemption will completely extinguish Public Stockholders' rights as stockholders (including the right to receive further liquidating distributions, if any), and (iii) as promptly as reasonably possible following such redemption, subject to the approval of the Company's remaining stockholders and the Board, dissolve and liquidate, subject in each case to the Company's obligations under Delaware law to provide for claims of creditors and the requirements of other applicable law. There will be no redemption rights or liquidating distributions with respect to the Company's warrants, which will expire worthless if the Company fails to

complete a Business Combination within the Combination Period.

On December 12, 2022, the Company held a special meeting in lieu of the 2022 annual meeting of stockholders. At the meeting, the Company's stockholders approved an amendment to the Company's Amended and Restated Certificate of Incorporation (the "Extension Amendment") to extend the date by which the Company must consummate its initial business combination from December 22, 2022 to June 22, 2023 (or such earlier date as determined by the Board). The Company filed the Extension Amendment with the Secretary of State of the State of Delaware on December 12, 2022.

In order to protect the amounts held in the Trust Account, the Sponsor has agreed to be liable to the Company if and to the extent any claims by a third party for services rendered or products sold to the Company, or a prospective target business with which the Company has discussed entering into a transaction agreement, reduce the amount of funds in the Trust Account to below the lesser of (i) \$10.00 per Public Share and (ii) the actual amount per Public Share held in the Trust Account as of the date of the liquidation of the Trust Account, if less than \$10.00 per public Share due to reductions in the value of the trust assets, less taxes payable, provided that such liability will not apply to any claims by a third party or prospective target business who executed a waiver of any and all rights to monies held in the Trust Account nor will it apply to any claims under the Company's indemnity of the underwriters of the Initial Public Offering against certain liabilities, including liabilities under the Securities Act of 1933, as amended (the "Securities Act"). Moreover, in the event that an executed waiver is deemed to be unenforceable against a third party, the Sponsor will not be responsible to the extent of any liability for such third-party claims. The Company will seek to reduce the possibility that the Sponsor will have to indemnify the Trust Account due to claims of creditors by endeavoring to have all vendors, service providers (except for the Company's independent registered public accounting firm), prospective target businesses and other entities with which the Company does business, execute

agreements with the Company waiving any right, title, interest or claim of any kind in or to monies held in the Trust Account.

### ***Liquidity and Going Concern***

The accompanying financial statements have been prepared assuming the Company will continue as a going concern, which contemplates, among other things, the realization of assets and satisfaction of liabilities in the normal course of business. As of December 31, 2022, the Company had \$153,563 in its operating bank account and working capital deficit of \$2,114,252, which excludes \$27,854 of income taxes payable.

In addition, in order to finance transaction costs in connection with a Business Combination, the Sponsor or an affiliate of the Sponsor, or certain of the Company's officers and directors may, but are not obligated to, provide the Company Working Capital Loans (see Note 5).

On December 30, 2021, the Company issued an unsecured promissory note to the Sponsor in the principal amount of \$544,000 (the "2021 Promissory Note"). The 2021 Promissory Note, as described in Note 5, does not bear interest and matures upon closing of the Company's initial Business Combination. As of December 31, 2022 and 2021, there was \$544,000 outstanding under the 2021 Promissory Note.

On January 28, 2022, the Company issued an unsecured promissory note in the principal amount of up to \$400,000 to the Sponsor (the "2022 Promissory Note"). The 2022 Promissory Note, as described in Note 5, does not bear interest and matures upon closing of the Company's initial Business Combination. As of December 31, 2022 and 2021, there was \$400,000 and \$0 outstanding under the 2022 Promissory Note, respectively.

On May 24, 2022, the Company issued the Convertible Promissory Note (as defined in Note 5) in the principal amount of up to \$1,500,000 to the Sponsor. As of December 31, 2022 and 2021, there were amounts of \$1,341,000

and \$0 outstanding under the Convertible Promissory Note, respectively.

On December 16, 2022, the Company issued a promissory note in the aggregate principal amount of up to \$468,821 to the Sponsor (the “Extension Note”), pursuant to which the Sponsor agreed to loan to the Company up to \$468,821 (the “Extension Funds”) to deposit into the Company’s trust account (the “Trust Account”) for the shares of Class A common stock of the Company (the “Public Shares”) that were not redeemed in connection with the extension of the Company’s termination date from December 22, 2022 to June 22, 2023 or such earlier date as determined by the Board (the “Extension”). The Extension Note, as described in Note 5, does not bear interest and is repayable in full upon the date of the consummation of an initial business combination. As of December 31, 2022 and 2021, there were the amounts of \$39,068 and \$0 outstanding under Extension Note, respectively.

The Company will deposit \$0.04 per share into the Trust Account for each month (commencing on December 23, 2022 and ending on the 22nd day of each subsequent month) (the “Extension Deposit”), or portion thereof, that is needed by the Company to complete an initial business combination until June 22, 2023 or such earlier date as determined by the Board (the “Extension”).

Pursuant to the Merger Agreement, TriSalus has agreed to pay, as a transactional expense and not as a loan, for 50% of the costs incurred by the Company in connection with the preparation and filing of applicable proxy materials and the holding of the Meeting (as defined below) (TriSalus’ portion of such fees, the “TriSalus Extension Fees”), in addition to 50% of the amounts deposited into the Trust Account in connection with the Extension, with the remainder to be funded by the Sponsor and/or its designee in the form of a loan to the Company; provided that TriSalus’ obligation to pay the TriSalus Extension Fees and its portion of the deposits for the Extension will terminate immediately at the earliest to occur of (i) the closing date of the TriSalus Business Combination and

(ii) the valid termination of the Merger Agreement. Upon such termination, the Company will have no obligation to repay the TriSalus Extension Fees or any portion of the Extension Funds paid by TriSalus.

On December 16, 2022, the Company issued an unsecured promissory note in the principal amount of up to \$1,000,000 (the “Working Capital Note”) to the Sponsor for working capital purposes, which may be drawn down from time to time upon request by the Company. The Working Capital Note does not bear interest and the principal amount will not be payable if the Company fails to complete its initial business combination within the required time period as set forth in its amendment and restated certificate of incorporation, as amended from time to time. As of December 31, 2022 and 2021, there was no outstanding amount under the Working Capital Note.

In connection with the Company’s assessment of going concern considerations in accordance with Financial Accounting Standards Board (“FASB”) Accounting Standards Update (“ASU”) Topic 2014-15, “Disclosures of Uncertainties about an Entity’s Ability to Continue as a Going Concern,” the Company has until June 22, 2023, to consummate a Business Combination. It is uncertain that the Company will be able to consummate a Business Combination by this time. If a Business Combination is not consummated by this date, there will be a mandatory liquidation and subsequent dissolution of the Company. Management has determined that the liquidity condition and mandatory liquidation, should a Business Combination not occur, and potential subsequent dissolution raises substantial doubt about the Company’s ability to continue as a going concern. Management plans to consummate a business combination prior to the mandatory liquidation date. No adjustments have been made to the carrying amounts of assets or liabilities should the Company be required to liquidate after June 22, 2023.

### ***Risks and Uncertainties***

Management continues to evaluate the impact of the COVID-19 pandemic on

the industry and has concluded that while it is reasonably possible that the virus could have a negative effect on the Company's financial position, results of its operations and/or search for a target company, the specific impact is not readily determinable as of the date of the financial statement. The financial statement does not include any adjustments that might result from the outcome of this uncertainty.

In February 2022, the Russian Federation and Belarus commenced a military action with the country of Ukraine. As a result of this action, various nations, including the United States, have instituted economic sanctions against the Russian Federation and Belarus. Further, the impact of this action and related sanctions on the world economy is not determinable as of the date of these financial statements, and the specific impact on the Company's financial condition, results of operations, and cash flows is also not determinable as of the date of these financial statements.

#### *Inflation Reduction Act of 2022*

On August 16, 2022, the Inflation Reduction Act of 2022 (the "IR Act") was signed into federal law. The IR Act provides for, among other things, a new U.S. federal 1% excise tax on certain repurchases of stock by publicly traded U.S. domestic corporations and certain U.S. domestic subsidiaries of publicly traded foreign corporations occurring on or after January 1, 2023. The excise tax is imposed on the repurchasing corporation itself, not its shareholders from which shares are repurchased. The amount of the excise tax is generally 1% of the fair market value of the shares repurchased at the time of the repurchase. However, for purposes of calculating the excise tax, repurchasing corporations are permitted to net the fair market value of certain new stock issuances against the fair market value of stock repurchases during the same taxable year. In addition, certain exceptions apply to the excise tax. The U.S. Department of the Treasury (the "Treasury") has been given authority to provide regulations and other guidance to carry out and prevent the abuse or avoidance of the excise tax.

Any redemption or other repurchase that occurs after December 31, 2022, in connection with a Business Combination, a vote by the stockholders to extend the period of time to complete the Company's initial Business Combination (the "extension vote") or otherwise, may be subject to the excise tax. Whether and to what extent the Company would be subject to the excise tax in connection with a Business Combination, extension vote or otherwise would depend on a number of factors, including (i) the fair market value of the redemptions and repurchases in connection with the Business Combination, extension or otherwise, (ii) the structure of a Business Combination, (iii) the nature and amount of any "PIPE" or other equity issuances in connection with a Business Combination (or otherwise issued not in connection with a Business Combination but issued within the same taxable year of a Business Combination) and (iv) the content of regulations and other guidance from the Treasury. In addition, because the excise tax would be payable by the Company and not by the redeeming holder, the mechanics of any required payment of the excise tax have not been determined. The foregoing could cause a reduction in the cash available on hand to complete a Business Combination and in the Company's ability to complete a Business Combination.

**SUMMARY OF  
SIGNIFICANT  
ACCOUNTING POLICIES**

[MedTech Acquisition Corp](#)

**SUMMARY OF  
SIGNIFICANT  
ACCOUNTING POLICIES**

**SUMMARY OF  
SIGNIFICANT  
ACCOUNTING POLICIES**

**12 Months Ended**

**Dec. 31, 2022**

**NOTE 2. SUMMARY OF SIGNIFICANT ACCOUNTING POLICIES**

***Basis of Presentation***

The accompanying financial statements are presented in U.S. dollars and have been prepared in accordance with accounting principles generally accepted in the United States of America (“GAAP”) and pursuant to the accounting and disclosure rules and regulations of the Securities and Exchange Commission (the “SEC”).

***Principles of Consolidation***

The accompanying consolidated financial statements include the accounts of the Company and its wholly-owned subsidiary, which were formed in 2021. All significant intercompany balances and transactions have been eliminated in consolidation.

***Emerging Growth Company***

The Company is an “emerging growth company,” as defined in Section 2(a) of the Securities Act of 1933, as amended (the “Securities Act”), Jumpstart Our Business Startups Act of 2012 (the “JOBS Act”), and it may take advantage of certain exemptions from various reporting requirements that apply to other public companies that are not emerging growth companies including, but not limited to, not being required to comply with the independent member firm attestation requirements of Section 404 of the Sarbanes-Oxley Act, reduced disclosure obligations regarding executive compensation and proxy statements, and exemptions from the requirements of holding a nonbinding advisory vote on executive compensation and stockholder approval of parachute payments not previously approved.

Further, Section 102(b)(1) of the JOBS Act exempts emerging growth companies from being required to comply with new or revised financial reporting standards until private companies (that is, those that have not had a Securities Act registration statement declared effective or do not have a class of securities registered under the Exchange Act) are required to comply with the new or revised financial accounting standards. The JOBS Act provides that a company can elect to opt out of the transition period and comply with the requirements that apply to non-emerging growth companies but any such election to opt out is irrevocable. The Company has not opted out of such extended transition period which means that when a standard is issued or revised and it has different application dates for public companies, as an emerging growth company, the Company, as an emerging growth company, can adopt the new or revised standard at the time private companies adopt the new or revised standard. The comparison of the Company’s financial statements with another public company which is neither an emerging growth company nor an emerging growth company that has opted out of using the extended transition period difficult or impossible because of the potential differences in accounting standards used.

***Use of Estimates***

The preparation of the financial statements in conformity with GAAP requires the Company’s management to make estimates and assumptions that affect the reported amounts of assets and liabilities and disclosure of contingent assets and liabilities at the date of the financial statements and the reported amounts of revenues and expenses during the reporting periods.

Making estimates requires management to exercise significant judgment. It is at least reasonably possible that the estimate of the effect of a change in circumstances that existed at the date of the financial statement, which management considered in formulating its estimate, could change in the near future due to future confirming events. One of the more significant accounting estimates included in these financial statements is the determination of the fair value of assets and liabilities. Such estimates may be subject to change as more current information becomes available and accordingly the actual results could differ from the estimates.

***Cash and Cash Equivalents***

The Company considers all short-term investments with an original maturity of three months or less when purchased to be cash equivalents. As of December 31, 2022 and 2021, the Company had \$153,563 and \$200,884 of cash as of December 31, 2022 and 2021, respectively, and no cash equivalents.

***Cash and Investments Held in Trust Account***

The Company classifies its U.S. Treasury and equivalent securities as held to maturity in accordance with FASB Accounting Standard Codification (“ASC”) Topic 320, “Investments – Debt and Equity Securities.” Held-to-maturity securities are those securities which the Company has the ability and intent to hold to maturity. Held-to-maturity treasury securities are recorded at amortized cost on the accompanying consolidated balance sheets and adjusted for the amortization or accretion of discounts.

At December 31, 2022, substantially all of the assets held in the Trust Account were held in a demand deposit account held by Continental Stock Transfer & Trust Company. At December 31, 2021, substantially all of the assets held in the Trust Account were held in money market funds which invest primarily in U.S. government securities. The money market funds are presented at fair value within the accompanying consolidated balance sheets, and fair value of the investments is equal to the amortized cost basis of the money market funds.

***Class A Common Stock Subject to Possible Redemption***

The Company accounts for its Class A common stock subject to possible redemption in accordance with the guidance in ASC Topic 480, “Distinguishing Between Liabilities and Equity.” Shares of Class A common stock subject to mandatory redemption are classified as a liability instrument and are measured at fair value. Shares of Class A common stock that are not mandatorily redeemable common stock (including common stock that features redemption rights that are either within the control of the holder or subject to redemption at the discretion of the issuer) are classified as equity.



occurrence of uncertain events not solely within the Company's control) is classified as temporary equity. At all other times, common stock is classified as equity. The Company's Class A common stock features certain redemption rights that are considered to be outside of the Company's control and subject to uncertain future events.

In connection with the special meeting in lieu of the 2022 annual meeting of stockholders held by the Company on December 12, 2022, stockholders holding 23,046,578 Public Shares exercised their right to redeem their shares for a pro rata portion of the funds in the Trust Account. As a result, approximately \$10.08 per Public Share (approximately \$10.08 per Public Share) was removed from the Trust Account to pay such holders and approximately \$19.70 million remains in the Trust Account. Following redemptions, the Company has 1,953,422 Public Shares outstanding. \$78,137 was deposited into the Trust Account of which 50% was funded by an Extension Note and 50% was funded by TriSalus.

Accordingly, at December 31, 2022 and 2021, 1,953,422 and 25,000,000 shares of Class A common stock subject to possible redemption are recorded at their \$10.00 redemption value, respectively, as temporary equity, outside of the stockholders' deficit section of the Company's consolidated balance sheet.

The Company recognizes changes in redemption value immediately as they occur and adjusts the carrying value of redeemable shares of common stock to redemption value at the end of each reporting period. This method would view the end of the reporting period as if it were also the redemption date.

Immediately upon the closing of the Initial Public Offering, the Company recognized the accretion from initial book value to redemption value. Subsequent decreases in the carrying amount of redeemable common stock are affected by charges against additional paid-in capital and accumulated deficit.

At December 31, 2022 and 2021, the Class A common stock subject to possible redemption reflected in the consolidated balance sheets is reconciled in the following table:

Class A common stock subject to possible redemption, January 1, 2021	\$ 250,000,000
Plus:	
Accretion of carrying value to redemption value	250,000,000
<b>Class A common stock subject to possible redemption, December 31, 2021</b>	<b>250,000,000</b>
Less:	
Redemptions of Class A common stock	(23,046,578)
Plus:	
Accretion of carrying value to redemption value	2,000,000
Extension Deposit	15,000,000
<b>Class A common stock subject to possible redemption, December 31, 2022</b>	<b>\$ 19,953,422</b>

### *Offering Costs*

Offering costs consisted of legal, accounting and other expenses incurred through the Initial Public Offering that were directly related to the Initial Public Offering. Offering costs were allocated to the separable financial instruments issued in the Initial Public Offering based on a relative fair value basis, compared to the total fair value received. Offering costs allocated to warrant liabilities were expensed as incurred in the statements of operations. Offering costs associated with the Initial Public Offering were initially charged to temporary equity and then accreted to common stock subject to redemption upon the completion of the Initial Public Offering. \$14,161,525 in offering costs was incurred. Of these offering costs, \$13,638,664 was related to the Initial Public Offering and charged to Class A common stock subject to possible redemption. Offering costs allocable to Public Warrants (as defined below) and Private Placement Warrants were \$514,106 and \$8,755, respectively, at the date of Initial Public Offering.

### *Warrant Liabilities*

The Company does not use derivative instruments to hedge exposures to cash flow, market, or foreign currency risks. The Company evaluates all financial instruments, including issued stock purchase warrants, to determine if such instruments are derivatives or contain features that qualify as embedded derivatives. Under ASC 480 and ASC Topic 815, "Derivatives and Hedging" ("ASC 815"). For derivative financial instruments that are accounted for as liabilities, the fair value is initially recorded at its fair value on the grant date and is then re-valued at each reporting date, with changes in the fair value reported in the statement of operations. The classification of derivative instruments, including whether such instruments should be recorded as liabilities or as equity, is evaluated at the end of each reporting period. Derivative liabilities are classified in the balance sheets as current or non-current based on whether or not net-cash settlement or conversion of the instrument is required within 12 months of the balance sheet date. The Company accounts for the Public Warrants and Private Placement Warrants (together with the warrants issued in the Initial Public Offering, "Warrants") in accordance with the guidance contained in ASC 815-40 under which the Warrants do not meet the criteria for equity treatment and are classified as liabilities. Accordingly, the Company classifies the Warrants as liabilities at their fair value and adjusts the Warrants to fair value at each reporting period. The Warrants are subject to re-measurement at each balance sheet date until exercised, and any change in fair value is recognized in the statements of operations. The Public Warrants were initially and subsequently valued using a Monte Carlo Simulation Model. The Public Warrants for periods where no observable market price was available were also valued using a Monte Carlo simulation Model. For periods subsequent to the detachment of the Public Warrants from the Units, the Public Warrant price was used as the fair value as of each relevant date.

### *Income Taxes*

The Company accounts for income taxes under ASC Topic 740, "Income Taxes" ("ASC 740"). ASC 740 requires the recognition of deferred tax assets and liabilities for both the expected impact of differences between the financial statements and tax basis of assets and liabilities and for the expected future tax benefit to be derived from tax loss and tax credit carryforwards. ASC 740 additionally requires a valuation allowance to be established when it is more likely than not that all or a portion of deferred tax assets will not be realized.

ASC 740-270-25-2 requires that an annual effective tax rate be determined and such annual effective rate applied to year to date income in the current period. ASC 740-270-30-5. As of December 31, 2022 and 2021, the Company's deferred tax asset had a full valuation allowance recorded against it. The Company's effective tax rate was 9.34% and 0% for the years ended December 31, 2022 and 2021, respectively. The effective tax rate differs from the statutory tax rate of 21% for the years ended December 31, 2022 and 2021, due to changes in fair value in warrant liability and the valuation allowance on the deferred tax assets.

ASC 740 also clarifies the accounting for uncertainty in income taxes recognized in an enterprise's financial statements and prescribes a recognition and measurement process for financial statement recognition and measurement of a tax position taken or expected to be taken in a tax return. For those

a tax position must be more likely than not to be sustained upon examination by taxing authorities. ASC 740 also provides guidance on derecognition and penalties, accounting in interim period, disclosure and transition.

The Company recognizes accrued interest and penalties related to unrecognized tax benefits as income tax expense. There were no unrecognized amounts accrued for interest and penalties as of December 31, 2022 and 2021. The Company is currently not aware of any issues under review that would result in significant payments, accruals or material deviation from its position.

The Company has been subject to income taxation by major taxing authorities since inception. These examinations may include questioning the deductibility of deductions, the nexus of income among various tax jurisdictions and compliance with federal and state tax laws. The Company's management does not believe the amount of unrecognized tax benefits will materially change over the next twelve months or material deviation from its position. The Company is currently under examination by major taxing authorities since inception.

### ***Net Income per Common Stock***

The Company complies with accounting and disclosure requirements of ASC Topic 260, "Earnings Per Share". Net income per share of common stock is calculated by dividing net income by the weighted average number of common stock outstanding for the period. The Company has two classes of common stock, Class A common stock and Class B common stock. Income and losses are shared pro rata between the two classes of common stock, which assumption is expected to be the most likely outcome. Accretion associated with the redeemable shares of Class A common stock is excluded from earnings per share calculation and approximates fair value. The calculation of diluted income per share does not consider the effect of the warrants issued in connection with the (i) public offering and (ii) the private placement since the exercise of the warrants is contingent upon the occurrence of future events. The warrants are exercisable to purchase up to 25,000,000 shares of Class A common stock in the aggregate. As of December 31, 2022 and 2021, the Company did not have any other dilutive securities or other contracts that could potentially be exercised or converted into common stock and then share in the earnings of the Company. As a result, diluted net income per common stock is the same as basic net income per common stock for the periods presented.

The following table reflects the calculation of basic and diluted net income per common stock (in dollars, except share and per share amounts).

	For the Year Ended December 31,		
	2022		
	Class A	Class B	Class C
<b><i>Basic and diluted net income per share of common stock</i></b>			
Numerator:			
Allocation of net income	\$ 4,369,839	\$ 1,169,240	\$ 3,199,591
Denominator:			
Basic and diluted weighted average shares outstanding	23,358,326	6,250,000	25,000,000
<b>Basic and diluted net income per share of common stock</b>	<b>\$ 0.19</b>	<b>\$ 0.19</b>	<b>\$ 0.13</b>

### ***Concentration of Credit Risk***

Financial instruments that potentially subject the Company to concentrations of credit risk consist of a cash account in a financial institution, which exceeds the Federal Deposit Insurance Coverage of \$250,000. Any loss incurred or a lack of access to such funds could have a significant adverse effect on the Company's financial condition, results of operations and cash flows.

### ***Fair Value of Financial Instruments***

The fair value of the Company's assets and liabilities, which qualify as financial instruments under ASC Topic 820, "Fair Value Measurements and Disclosures," is based on carrying amounts represented in the accompanying consolidated balance sheets, primarily due to their short-term nature, except for the Warrant Liability.

Fair value is defined as the price that would be received for sale of an asset or paid for transfer of a liability in an orderly transaction between market participants as of the measurement date. GAAP establishes a three-tier fair value hierarchy, which prioritizes the inputs used in measuring fair value. The hierarchy gives the highest priority to unadjusted quoted prices in active markets for identical assets or liabilities (Level 1 measurements) and the lowest priority to unobservable inputs (Level 3 measurements). These tiers include:

- Level 1, defined as observable inputs such as quoted prices (unadjusted) for identical instruments in active markets;
- Level 2, defined as inputs other than quoted prices in active markets that are either directly or indirectly observable such as quoted prices for similar instruments in active markets or quoted prices for identical or similar instruments in markets that are not active; and
- Level 3, defined as unobservable inputs in which little or no market data exists, therefore requiring an entity to develop its own assumptions about the inputs to the valuation technique. Level 3 measurements are derived from valuation techniques in which one or more significant inputs or significant value drivers are unobservable.

In some circumstances, the inputs used to measure fair value might be categorized within different levels of the fair value hierarchy. In those cases, the measurement is categorized in its entirety in the fair value hierarchy based on the lowest level input that is significant to the fair value measurement.

### ***Recent Accounting Standards***

In August 2020, the FASB issued ASU Topic 2020-06, "Debt — Debt with Conversion and Other Options (Subtopic 470-20) and Derivatives and Hedging — Equity Classified Financial Instruments (Subtopic 815-40)" ("ASU 2020-06"), to simplify accounting for certain financial instruments. ASU 2020-06 eliminates the requirement to separate beneficial conversion and cash conversion features from convertible instruments and simplifies the derivative scope exception for equity classification of contracts in an entity's own equity. The new standard also introduces additional disclosures for convertible debt and freestanding convertible instruments indexed to and settled in an entity's own equity. ASU 2020-06 amends the diluted earnings per share guidance, including the requirement to use the treasury stock method for all convertible instruments. ASU 2020-06 is effective January 1, 2024 and should be applied on a full or modified retrospective basis, with early adoption permitted beginning on January 1, 2021. The Company is currently assessing the impact, if any, that ASU 2020-06 would have on its financial position, results of operations and cash flows. The Company has not adopted this guidance as of December 31, 2022.

Management does not believe that any recently issued, but not yet effective, accounting standards, if currently adopted, would have a material effect on the financial statements.

## **PUBLIC OFFERING**

**12 Months Ended  
Dec. 31, 2022**

[MedTech Acquisition Corp](#)  
[PUBLIC OFFERING](#)

### **NOTE 3. PUBLIC OFFERING**

In connection with the Initial Public Offering, the Company sold 25,000,000 Units, which includes a partial exercise by the underwriters of their over-allotment option in the amount of 3,000,000 Units, at a price of \$10.00 per Unit. Each Unit consists of one share of Class A common stock and one-third of one redeemable warrant (“Public Warrant”). Each whole Public Warrant entitles the holder to purchase one share of Class A common stock at a price of \$11.50 per share, subject to adjustment (see Note 8).

## **PRIVATE PLACEMENT**

**12 Months Ended  
Dec. 31, 2022**

[MedTech Acquisition Corp](#)

[PRIVATE PLACEMENT](#)

[PRIVATE PLACEMENT](#)

### **NOTE 4. PRIVATE PLACEMENT**

Simultaneously with the closing of the Initial Public Offering, the Sponsor purchased an aggregate of 4,933,333 Private Placement Warrants at a price of \$1.50 per Private Placement Warrant (\$7,400,000) from the Company in a private placement. Each Private Placement Warrant will be exercisable to purchase one share of Class A common stock at a price of \$11.50 per share, subject to adjustment (see Note 7). The proceeds from the sale of the Private Placement Warrants were added to the net proceeds from the Initial Public Offering held in the Trust Account. If the Company does not complete a Business Combination within the Combination Period, the proceeds from the sale of the Private Placement Warrants held in the Trust Account will be used to fund the redemption of the Public Shares (subject to the requirements of applicable law) and the Private Placement Warrants will expire worthless.

**RELATED PARTY  
TRANSACTIONS**

**12 Months Ended  
Dec. 31, 2022**

[MedTech Acquisition Corp](#)

[RELATED PARTY  
TRANSACTIONS](#)

[RELATED PARTY  
TRANSACTIONS](#)

**NOTE 5. RELATED PARTY TRANSACTIONS**

***Founder Shares***

On September 11, 2020, the Sponsor purchased 5,750,000 shares (the “Founder Shares”) of the Company’s Class B common stock for an aggregate price of \$25,000. In December 2020, the Company effected a stock dividend for 0.1 shares for each share of Class B common stock outstanding, resulting in 6,325,000 Founder Shares outstanding. As a result of the partial over-allotment exercised by the underwriters, 75,000 shares of Class B common stock were forfeited, and no shares remain subject to forfeiture.

The Sponsor has agreed, subject to limited exceptions, not to transfer, assign or sell any of the Founder Shares until the earlier to occur of (A) one year after the completion of a Business Combination and (B) subsequent to a Business Combination, (x) if the reported closing price of the Class A common stock equals or exceeds \$12.00 per share (as adjusted for stock splits, stock capitalizations, reorganizations, recapitalizations and the like) for any 20 trading days within any 30-trading day period commencing at least 150 days after a Business Combination, or (y) the date on which the Company completes a liquidation, merger, capital stock exchange or other similar transaction that results in all of the Company’s stockholders having the right to exchange their shares of common stock for cash, securities or other property.

***Administrative Services Agreement***

The Company entered into an agreement, commencing on December 22, 2020, to pay the Sponsor an amount not to exceed \$10,000 per month for office space, utilities, secretarial and administrative support. Upon completion of the Business Combination or the Company’s liquidation, the Company will cease paying these monthly fees. For the year ended December 31, 2022, the Company incurred \$120,000, in fees for these services. For the year ended December 31, 2021, the Company incurred \$120,000, in fees for these services. There were \$240,000 and \$120,000 included in accrued expenses for these services in the accompanying consolidated balance sheets at December 31, 2022 and 2021, respectively.

***Promissory Note — Related Party***

On December 30, 2021, the Company issued the 2021 Promissory Note to the Sponsor, pursuant to which the Company could borrow up to an aggregate principal amount of \$544,000. The 2021 Promissory Note is non-interest bearing. No amount shall be due under the 2021 Promissory Note if the Business Combination is not consummated on or before June 22, 2023 (or such earlier date as determined by the Board). As of December 31, 2022 and 2021, there was \$544,000 outstanding under the 2021 Promissory Note.

On January 28, 2022, the Company issued the 2022 Promissory Note I in the principal amount of up to \$400,000 to the Sponsor. The 2022 Promissory Note is non-interest bearing. No amount shall be due under 2022 Promissory Note if the Business Combination is not consummated on or before June 22, 2023 (or such earlier date as determined by the Board). As of December 31, 2022 and 2021, there were amounts of \$400,000 and \$0 outstanding under the 2022 Promissory Note, respectively.

On December 16, 2022, the Company issued the Extension Note, a promissory note in the aggregate principal amount of up to \$468,821 to the Sponsor, pursuant to which the Sponsor

agreed to loan to the Company the Extension Funds to deposit into the Trust Account for the Public Shares that were not redeemed in connection with the Extension. The Extension Note does not bear interest and is repayable in full upon the date of the consummation of an initial business combination. As of December 31, 2022 and 2021, there was \$39,068 and \$0 outstanding under Extension Note, respectively.

On December 16, 2022, the Company issued the 2022 Promissory Note I, an unsecured promissory note in the principal amount of up to \$1,000,000 to the Sponsor for working capital purposes, which may be drawn down from time to time upon request by the Company. The Working Capital Note does not bear interest and the principal amount will not be payable if the Company fails to complete its initial business combination within the Combination Period. As of December 31, 2022 and 2021, there was no outstanding under Working Capital Note, respectively.

### ***Related Party Loans***

In order to finance transaction costs in connection with a Business Combination, the Sponsor or an affiliate of the Sponsor, or certain of the Company's officers and directors may, but are not obligated to, loan the Company funds as may be required ("Working Capital Loans"). If the Company completes a Business Combination, the Company would repay the Working Capital Loans out of the proceeds of the Trust Account released to the Company. Otherwise, the Working Capital Loans would be repaid only out of funds held outside the Trust Account. In the event that a Business Combination does not close, the Company may use a portion of proceeds held outside the Trust Account to repay the Working Capital Loans, but no proceeds held in the Trust Account would be used to repay the Working Capital Loans. Except for the foregoing, the terms of such Working Capital Loans, if any, have not been determined and no written agreements exist with respect to such loans. The Working Capital Loans would either be repaid upon consummation of a Business Combination, without interest, or, at the lender's discretion, up to \$1,500,000 of such Working Capital Loans may be convertible into warrants of the post-Business Combination entity at a price of \$1.50 per warrant. The warrants would be identical to the Private Placement Warrants as described in Note 8.

On May 24, 2022, the Company issued a promissory note in the principal amount of up to \$1,500,000 to the Sponsor for working capital requirements and payment of certain expenses in connection the Company's initial Business Combination ("Convertible Promissory Note"). The Convertible Promissory Note is non-interest bearing and payable on the earlier of (i) the date of the initial Business Combination or (ii) the winding up of the Company. At any time prior to payment in full of the principal balance of the Convertible Promissory Note, the Sponsor may elect to convert all or any portion of the unpaid principal balance into that number of warrants, each exercisable for one share of Class A common stock of the Company (the "Conversion Warrants"), equal to (x) the portion of the principal amount of this Note being converted, divided by (y) \$1.50, rounded up to the nearest whole number of warrants. The Conversion Warrants and their underlying securities are entitled to certain demand and piggyback registration rights as set forth in the Convertible Promissory Note. The Company determined that the fair value of the Convertible Promissory Note was par value. As of December 31, 2022 and 2021, the Company had \$1,341,000 and \$0, respectively, borrowings under the Working Capital Loans.

**COMMITMENTS AND  
CONTINGENCIES**

**9 Months Ended  
Sep. 30, 2023**

**12 Months Ended  
Dec. 31, 2022**

**COMMITMENTS AND  
CONTINGENCIES**

**COMMITMENTS AND  
CONTINGENCIES**

**(15) Commitments and  
Contingencies**

From time to time, we may have certain contingent liabilities, including litigation, which arise in the ordinary course of its business activities. We accrue contingent liabilities when it is probable that future expenditures will be made and such expenditures can be reasonably estimated. In the opinion of management, there are no pending claims for which the outcome is expected to result in a material adverse effect on our consolidated financial position, results of operations, or cash flows.

Pursuant to the Amended and Restated Registration Rights Agreement, subject to certain requirements and customary conditions, the Company also grants piggyback registration rights and demand registration rights to the parties thereto, will pay certain expenses related to such registrations and will indemnify the parties thereto against certain liabilities related to such registrations. The Company's registration obligations under the Amended and Restated Registration Rights Agreement will terminate with respect to any party thereto on the date that such party no longer holds any Registrable Securities (as defined in the Amended and Restated Registration Rights Agreement). The Amended and Restated Registration

**(16) Commitments and Contingencies**

***401(k) Plan***

The Company maintains a salary reduction savings plan under Section 401(k) of the Internal Revenue Code, which we administer for participating employees' contributions. All full-time employees are covered under the plan after meeting minimum service requirements. We paid matching contributions of \$431 and \$287 to the plan for the years ended December 31, 2022 and 2021, respectively. Our contributions were based on compensation at the rate of 3%, 3.5%, and 4% for an employee's contribution of up to 3%, between 3% and 4%, and between 4% and 5%, respectively, with the match-eligible contribution being limited to 4% of the employee's eligible compensation.

***Legal Matters***

From time to time, we may have certain contingent liabilities, including litigation, which arise in the ordinary course of its business activities. We accrue contingent liabilities when it is probable that future expenditures will be made and such expenditures can be reasonably estimated. In the opinion of management, there are no pending claims for which the outcome is expected to result in a material adverse effect on our consolidated financial position, results of operations, or cash flows.

In October 2017, an individual filed a suit against the Company in the District of Colorado asserting joint inventorship of six patents assigned to the Company. The individual sought to be added as a co-inventor and co-owner of the patents in question. In a series of rulings, the Court struck monetary damages and jury trial demand, limited the individual's expert testimony to one patent, and barred rebuttal testimony to defendant's expert or testimony related to prior art, severely limiting the scope of this case. Following a notice that we would be seeking sanctions against the plaintiff and his attorney, it was agreed that the plaintiff would dismiss his case with prejudice and no sanctions or attorney fees' request would be filed. A stipulated Dismissal Order was entered June 23, 2021.

In February 2021, TriSalus exercised its right to terminate, for cause, an agreement with a distributor, pursuant to which the distributor was acting as exclusive distributor of the TriNav Infusion System in several Western states. We determined that the distributor had failed to perform many aspects of the contract resulting in poor sales. The distributor was put on notice in September of 2020 that performance must improve, or we would terminate the contract. Despite being allowed a 60-day cure period, the distributor's performance did not improve and in February 2021 we exercised our right to terminate. On March 11, 2021, the distributor filed a lawsuit against us in the Utah state court, asserting a claim for wrongful termination of the contract by us and several other related,



Rights Agreement does not contain liquidated damages or other cash settlement provisions resulting from delays in registering the Company's securities.

We are not a party to any legal proceedings and we are not aware of any claims or actions pending or threatened against us. In the future, we might from time to time become involved in litigation relating to claims arising from our ordinary course of business.

common-law claims. The distributor sought monetary damages in an amount of \$750, plus attorneys' fees and other relief. On November 15, 2021, we agreed to settle the case for \$425, which was recorded as expense in general and administrative expense in the accompanying consolidated statements of operations. The settlement was paid in two installments of \$200 and \$225, on November 18, 2021, and January 3, 2022, respectively. The settlement amounted to the contractual fee if we were to terminate the contract.

Other than as described above, we are not a party to any legal proceedings and we are not aware of any claims or actions pending or threatened against us. In the future, we might from time to time become involved in litigation relating to claims arising from our ordinary course of business.

[MedTech Acquisition Corp](#)  
[COMMITMENTS AND CONTINGENCIES](#)  
[COMMITMENTS AND CONTINGENCIES](#)

## NOTE 6. COMMITMENTS AND CONTINGENCIES

### *Registration Rights*

Pursuant to a registration rights agreement entered into on December 17, 2020, the holders of the Founder Shares, Private Placement Warrants and warrants that may be issued upon conversion of Working Capital Loans (and any Class A common stock issuable upon the exercise of the Private Placement Warrants and warrants that may be issued upon conversion of Working Capital Loans and upon conversion of the Founder Shares) will have registration rights to require the Company to register a sale of any of the securities held by them pursuant to a registration rights agreement to be signed prior to or on the effective date of the Initial Public Offering. These holders of these securities will be entitled to make up to three demands, excluding short form registration demands, that the Company register such securities for sale under the Securities Act. In addition, these holders will have "piggy-back" registration rights to include their securities in other registration statements filed by the Company, subject to certain limitations. The registration rights agreement does not contain liquidated damages or other cash settlement provisions resulting from delays in registering the Company's securities. The Company will bear the expenses incurred in connection with the filing of any such registration statements.

### *Raymond James Agreements*

Raymond James & Associates, Inc. ("Raymond James") was originally engaged by the Company to act as sole manager for the Initial Public Offering and would be entitled to a deferred underwriting fee of \$8,750,000 upon the consummation of a Business Combination. In connection with the entry into the Merger Agreement with TriSalus, on November 11, 2022, the Company and Raymond James amended that certain Underwriting Agreement, dated December 17, 2020, pursuant to which, Raymond James agreed

to waive the foregoing deferred underwriting fee in its entirety if the proposed Business Combination between the Company and TriSalus is consummated. Raymond James was separately engaged by the Company to act as its investment banking advisor in connection with a Business Combination, and will receive customary fees for its services in that role if the Business Combination with TriSalus is consummated. The Company also engaged Raymond James to act as sole placement agent for an institutional debt financing that resulted in the Company's entry into the non-binding term sheet with Magnetar Capital LLC ("Magnetar"). In consideration for its services as the Company's investment banking advisor and its services as placement agent, Raymond James will be entitled to receive an aggregate fee ranging between \$3 million to \$4.5 million from the Company at the closing of the Business Combination with TriSalus plus expense reimbursements, depending on the amount raised in the institutional debt financing with Magnetar and/or other institutional investors, excluding any incremental fee consideration for exercise of the greenshoe. If the Company is unable to consummate the Business Combination with TriSalus or is unable to obtain private financing in connection with the Business Combination with TriSalus, then Raymond James will not receive any compensation for its investment banking advisory or placement agent services, respectively.

#### ***Contingent Professional Fees***

The Company incurred legal fees of \$508,525 and investment advisory fees of \$400,000, which were contingent upon the consummation of the Memic Business Combination. On March 12, 2022, the Memic Business Combination was terminated, as such, the incurred contingent legal and investment advisory fees are no longer due. These fees were not recorded on the Company's consolidated balance sheets, therefore no reversal was required.

The company incurred legal fees of \$479,262, which are contingent on the consummation of the Merger with TriSalus. These fees were not recorded on the Company's consolidated balance sheet.

#### ***Business Combination Agreement***

On August 12, 2021, the Company entered into the Business Combination Agreement (the "Memic Business Combination Agreement") with Memic Innovative Surgery Ltd., a private company organized under the laws of the State of Israel ("Memic"), and Maestro Merger Sub, Inc., a Delaware corporation and a direct, wholly-owned subsidiary of Memic ("Merger Sub").

#### ***Termination of Business Combination Agreement***

On March 10, 2022, the Company, Memic and Merger Sub entered into a Termination of Business Combination Agreement (the "Termination Agreement"), pursuant to which the parties agreed to mutually terminate the Business Combination Agreement. The termination of the Business Combination Agreement was effective as of March 9, 2022.

As a result of the termination of the Business Combination Agreement, the Business Combination Agreement, along with any Transaction Agreement (as defined in the Business Combination Agreement) entered into in connection therewith, are void and there is no liability under either of the Business Combination Agreement or any Transaction Agreement on the part of any party thereto (including, without limitation, under the SPAC Sponsor Letter Agreement by and among Memic, the Sponsor, and the other parties signatory thereto dated August 12, 2021). Pursuant to the Termination Agreement, subject to certain exceptions, the Company, Memic and Merger Sub have also agreed, on behalf of themselves and their respective related parties, to a release of claims relating to the business combination.

### ***Merger Agreement***

On November 11, 2022, the Company (herein referred to as “MTAC” in this Note 6), entered into an Agreement and Plan of Merger (the “Merger Agreement”) with MTAC Merger Sub, Inc., a Delaware corporation and direct, wholly owned subsidiary of MTAC (“Merger Sub”), and TriSalus Life Sciences, Inc., a Delaware corporation (“TriSalus”), pursuant to which, subject to the satisfaction or waiver of certain conditions set forth therein, Merger Sub will merge with and into TriSalus (the “Merger”), with TriSalus surviving the Merger in accordance with the Delaware General Corporation Law as a wholly owned subsidiary of MTAC (the transactions contemplated by the Merger Agreement and the related ancillary agreements, the “TriSalus Business Combination”). The TriSalus Business Combination is subject to certain closing conditions. Upon consummation of the TriSalus Business Combination, MTAC will be renamed “TriSalus Life Sciences, Inc.”

### ***Merger Consideration***

The aggregate consideration payable to the stockholders of TriSalus at the closing of the TriSalus Business Combination (the “Closing”) is \$220,000,000, payable solely in shares of MTAC common stock, par value \$0.0001 per share (“Common Stock”), valued at \$10.00 per share (the “Closing Merger Consideration”). Immediately prior to the Closing, the shares of Class A Common Stock of MTAC and the warrants to purchase shares of Class A Common Stock of MTAC issued to the public that comprise each issued and outstanding Unit will be automatically separated, if not already separated prior to such time, and the holder thereof shall be deemed to hold one share of Class A Common Stock of MTAC and one-third of one warrant to purchase Class A Common Stock; provided that any fractional warrants issuable to a holder upon the separation of the Units will be rounded down to the nearest whole number of warrants. Following the separation of the Units but prior to the Closing, the Class B Common Stock of MTAC will automatically convert into Class A Common Stock, and pursuant to the proposed amended and restated certificate of incorporation of MTAC to be effective immediately prior to the effective time of the Merger, if approved by MTAC’s stockholders, Class A Common Stock and Class B Common Stock will be reclassified into a single class of Common Stock.

Immediately prior to the Closing, each share of TriSalus' issued and outstanding preferred stock will automatically convert into shares of TriSalus common stock (the "Preferred Conversion"), and all in-the-money TriSalus warrants that would be exercised or otherwise exchanged in full in accordance with their terms by virtue of the occurrence of the TriSalus Business Combination will be exercised for shares of TriSalus common stock, such that the holders thereof will receive Closing Merger Consideration as holders of TriSalus common stock. TriSalus warrants that are out-of-the-money will be cancelled for no consideration immediately prior to the Closing. At the time of the TriSalus Business Combination, the outstanding options for shares of TriSalus common stock under TriSalus' equity plan will be assumed by MTAC and converted into options to purchase Common Stock (the "Assumed Equity").

#### *Representations, Warranties and Covenants*

The Merger Agreement contains customary representations, warranties and covenants by the parties thereto, including, among other things, covenants with respect to the conduct of MTAC and TriSalus during the period between execution of the Merger Agreement and the Closing, including the parties' agreement not to solicit or enter into any inquiry, proposal or offer, or any indication of interest in making an offer or proposal for an alternative competing transactions. The representations, warranties and covenants made under the Merger Agreement will not survive the Closing; provided, however, that any covenants that are to be performed at or after the Closing shall survive until such covenant has been performed or satisfied pursuant to their terms. Each of MTAC and TriSalus have agreed to use their commercially reasonable efforts to cause the TriSalus Business Combination to be consummated as soon as practicable.

#### *Termination*

The Merger Agreement may be terminated prior to the Closing under certain circumstances, including, among others, (i) by written consent of TriSalus and MTAC, (ii) by written notice from either MTAC or TriSalus, if (A) the Closing has not occurred on or before December 22, 2022, as such date may be extended to match the extension of the last date for MTAC to consummate a Business Combination under its certificate of incorporation (currently June 22, 2023) obtained by MTAC stockholder approval (the "Outside Date"), unless the terminating party's failure to comply in any material respect with its obligations under the Merger Agreement shall have contributed to the failure of the Closing to have occurred on or prior to the Outside Date, (B) the consummation of the TriSalus Business Combination is permanently enjoined, (C) MTAC does not obtain stockholder approval of the TriSalus Business Combination at the special meeting at which such approval shall be voted upon, or (D) by March 31, 2023, MTAC shall not have obtained commitments for private financing of at least \$40,000,000 in support of the TriSalus Business Combination, (iii) by written notice from either MTAC or TriSalus, in the event that the other party breaches any of its representations, warranties, covenants or other agreements under the Merger Agreement that would result in the failure of the conditions to MTAC's or TriSalus' obligation to consummate the TriSalus Business Combination and such breach

has not been cured by the breaching party within 30 days after receiving notice of such breach, (iv) by TriSalus at any time prior to the approval of the TriSalus Business Combination by MTAC's public stockholders, if the board of directors of MTAC has made a change in recommendation to its stockholders regarding the TriSalus Business Combination, and (v) by written notice to TriSalus from MTAC, if TriSalus does not obtain stockholder approval within 25 days after delivering an information statement regarding the TriSalus Business Combination to its stockholders.

For additional information, refer to MTAC's Current Report on Form 8-K, as filed with the SEC on November 14, 2022.

**STOCKHOLDERS'  
DEFICIT**

**12 Months Ended  
Dec. 31, 2022**

[MedTech Acquisition Corp](#)

[STOCKHOLDERS'](#)

[DEFICIT](#)

[STOCKHOLDERS' DEFICIT](#) **NOTE 7. STOCKHOLDERS' DEFICIT**

*Preferred Stock*—The Company is authorized to issue 1,000,000 shares of preferred stock with a par value of \$0.0001 per share with such designations, voting and other rights and preferences as may be determined from time to time by the Company's board of directors. At December 31, 2022 and 2021, there were no shares of preferred stock issued or outstanding.

*Class A Common Stock*—The Company is authorized to issue 100,000,000 shares of Class A common stock with a par value of \$0.0001 per share. Holders of Class A common stock are entitled to one vote for each share. At December 31, 2022 and 2021, there were 1,953,422 and 25,000,000 shares of Class A common stock subject to possible redemption which are presented as temporary equity, respectively.

*Class B Common Stock*—The Company is authorized to issue 10,000,000 shares of Class B common stock with a par value of \$0.0001 per share. Holders of Class B common stock are entitled to one vote for each share. At December 31, 2022 and 2021, there were 6,250,000 shares of Class B common stock issued and outstanding.

Holders of Class A common stock and holders of Class B common stock will vote together as a single class on all matters submitted to a vote of the Company's stockholders except as otherwise required by law.

The shares of Class B common stock will automatically convert into Class A common stock at the time of a Business Combination on a one-for-one basis, subject to adjustment. In the case that additional shares of Class A common stock or equity-linked securities are issued or deemed issued in connection with a Business Combination, the number of shares of Class A common stock issuable upon conversion of all Founder Shares will equal, in the aggregate, on an as-converted basis, 20% of the sum of the total number of all shares of common stock outstanding upon the completion of the Initial Public Offering, plus the total number of shares of Class A common stock issued, or deemed issued or issuable upon conversion or exercise of any equity-linked securities or rights issued or deemed issued, by the Company in connection with or in relation to the consummation of a Business Combination, excluding any shares of Class A common stock or equity-linked securities exercisable for or convertible into shares of Class A common stock issued, or to be issued, to any seller in a Business Combination and any private placement-equivalent warrants issued to the Sponsor, officers or directors upon conversion of Working Capital Loans; provided that such conversion of Founder Shares will never occur on a less than one for one basis. The Company cannot determine at this time whether a majority of the holders of Class B common stock at the time of any future issuance would agree to waive such adjustment to the conversion ratio.

## WARRANT LIABILITIES

12 Months Ended

Dec. 31, 2022

[MedTech Acquisition Corp](#)

[WARRANT LIABILITIES](#)

[WARRANT LIABILITIES](#)

### NOTE 8. WARRANT LIABILITIES

As of December 31, 2022 and 2021, there were 8,333,333 Public Warrants outstanding. Public Warrants may only be exercised for a whole number of fractional warrants will be issued upon separation of the Units and only whole warrants will trade. The Public Warrants will become exercisable on 30 days after the completion of a Business Combination and (b) 12 months from the closing of the Initial Public Offering. The Public Warrants will become exercisable on the completion of a Business Combination or earlier upon redemption or liquidation.

The Company will not be obligated to deliver any shares of Class A common stock pursuant to the exercise of a warrant and will have no obligation to register the shares of Class A common stock underlying the warrant exercise unless a registration statement under the Securities Act covering the issuance of the shares of Class A common stock underlying the warrant is effective and a prospectus relating thereto is current, subject to the Company satisfying its obligations with respect to registration. No warrant holder of the Company will not be obligated to issue shares of Class A common stock upon exercise of a warrant unless Class A common stock issuable upon exercise of the warrant has been registered, qualified or deemed to be exempt under the securities laws of the state of residence of the registered holder of the warrants.

The Company has agreed that as soon as practicable, but in no event later than 15 business days after the closing of a Business Combination, the Company will file with the SEC a registration statement registering the issuance of the shares of Class A common stock issuable upon exercise of the warrants, and the registration statement to become effective and to maintain a current prospectus relating to those shares of Class A common stock until the warrants expire or are redeemed, as provided in the warrant agreement. If a registration statement covering the shares of Class A common stock issuable upon exercise of the warrants is not effective within 30 days after the closing of a Business Combination or within a specified period following the consummation of a Business Combination, warrant holders may, at their option, exercise their warrants on a "cashless basis" during any period when the Company shall have failed to maintain an effective registration statement, exercise warrants on a "cashless basis" pursuant to the provisions provided by Section 3(a)(9) of the Securities Act; provided that such exemption is available. If that exemption, or another exemption, is not available, the Company will not be able to exercise their warrants on a cashless basis.

Once the warrants become exercisable, the Company may redeem for cash the outstanding Public Warrants:

- in whole and not in part;
- at a price of \$0.01 per Public Warrant;
- upon not less than 30 days' prior written notice of redemption to each warrant holder; and
- if, and only if, the reported closing price of the Class A common stock equals or exceeds \$18.00 per share (as adjusted for stock splits, stock dividends, reorganizations, recapitalizations and the like) for any 20 trading days within a 30-trading day period ending three business days before the date of the notice of redemption to the warrant holders.

If and when the warrants become redeemable by the Company, the Company may exercise its redemption right even if it is unable to register the warrants as securities for sale under all applicable state securities laws.

If the Company calls the Public Warrants for redemption, management will have the option to require all holders that wish to exercise the Public Warrants on a "cashless basis," as described in the warrant agreement. The exercise price and number of shares of Class A common stock issuable upon exercise of the warrants will be adjusted in certain circumstances including in the event of a stock dividend, or recapitalization, reorganization, merger or consolidation. However, except as may be otherwise provided below, the warrants will not be adjusted for issuances of Class A common stock at a price below its exercise price. Additionally, in no event will the Company be required to net cash settle the warrants. If the Company is unable to complete a Business Combination within the Combination Period and the Company liquidates, then the Trust Account, holders of warrants will not receive any of such funds with respect to their warrants, nor will they receive any distribution from the Company or the Trust Account with the respect to such warrants. Accordingly, the warrants may expire worthless.

In addition, if (x) the Company issues additional shares of Class A common stock or equity-linked securities for capital raising purposes in connection with the consummation of its initial Business Combination at an issue price or effective issue price of less than \$9.20 per share of Class A common stock (with such issue price to be determined in good faith by the Company's board of directors and, in the case of any such issuance to the Sponsor or its affiliates, with the consent of any Founder Shares held by the Sponsor or such affiliates, as applicable, prior to such issuance) (the "Newly Issued Price"), (y) the aggregate gross proceeds from all such issuances represent more than 60% of the total equity proceeds, and interest thereon, available for the funding of the Company's initial Business Combination (net of redemptions), and (z) the volume weighted average trading price of the Company's Class A common stock during the 20 trading day period starting on the trading day prior to the day on which the Company consummates its initial Business Combination (such price to be determined in good faith by the Company's board of directors) is below \$9.20 per share, the exercise price of the warrants will be adjusted (to the nearest cent) to be equal to 115% of the greater of the Market Value of the Company's Class A common stock and the \$18.00 per share redemption trigger price described above will be adjusted (to the nearest cent) to be equal to 180% of the greater of the Newly Issued Price.

As of December 31, 2022 and 2021, there were 4,933,333 Private Placement Warrants outstanding. The Private Placement Warrants are identical to the Public Warrants underlying the Units sold in the Initial Public Offering, except that the Private Placement Warrants and the Class A common stock issuable upon exercise of the Private Placement Warrants will not be transferable, assignable or saleable until 30 days after the completion of a Business Combination, subject to certain exceptions. Additionally, the Private Placement Warrants will be exercisable on a cashless basis and be non-redeemable, except as described above, so long as the Private Placement Warrants are held by someone other than the initial purchasers or their permitted transferees. If the Private Placement Warrants are held by someone other than the initial purchasers or their permitted transferees, the Private Placement Warrants will be redeemable by the Company and exercisable by such holders on the same basis as the Public Warrants.

## INCOME TAX

### INCOME TAX INCOME TAX

## 9 Months Ended Sep. 30, 2023

### (10) Income Taxes

At the end of each interim period, we make our best estimate of the effective tax rate expected to be applicable for the full calendar year and use that rate to provide for income taxes on a current year-to-date basis before discrete items. If a reliable estimate cannot be made, we may make a reasonable estimate of the annual effective tax rate, including use of the actual effective rate for the year-to-date. The impact of the discrete items is recorded in the quarter in which they occur.

We utilize the balance sheet method of accounting for income taxes and deferred taxes which are determined based on the differences between the financial statements and tax basis of assets and liabilities given the provisions of the enacted tax laws. In assessing the realizability of the deferred tax assets, we considered whether it is more likely than not that some portion or all of the deferred tax assets will not be realized through the generation of future taxable income. In making this determination, we assessed all of the evidence available at the time including recent earnings, forecasted income projections, and historical financial performance. We have fully reserved deferred tax assets as a result of this assessment.

Based on our full valuation allowance against the net deferred tax assets, our effective federal tax rate for the calendar year is zero, and we recorded an immaterial income tax expense in the nine months

## 12 Months Ended Dec. 31, 2022

### (8) Income Taxes

The income tax expenses (benefits) from continuing operations for the years ended December 31, 2022 and 2021, are summarized as follows:

	2022	2021
<b>Federal:</b>		
Current	\$ —	\$ —
Deferred	—	—
	—	—
<b>State:</b>		
Current	9	3
Deferred	—	—
	9	3
<b>Total</b>	<u>\$ 9</u>	<u>\$ 3</u>

The provision for income taxes differs from income taxes computed at the federal statutory tax rates for the years ended December 31, 2022 and 2021, due to the following items:

	2022	2021
Statutory rate	21.0 %	21.0 %
State and local taxes	2.0	2.5
Change in valuation allowance	(19.0)	(20.0)
Other	1.0	(0.1)
Permanent differences	(5.0)	(3.4)
	<u>— %</u>	<u>— %</u>

The income tax effects of temporary differences that give rise to significant portions of the deferred income tax assets and liabilities at December 31, 2022 and 2021, are presented below:

	2022	2021
<b>Deferred tax assets:</b>		
NOL carryforwards	\$ 30,421	\$ 27,002
Fixed assets and intangibles	2,371	2,306
Accruals	815	108
Inventory	76	229
Other	87	—
Capitalized R&D expenses	4,613	—
Stock-based compensation expense	76	63
<b>Total deferred income tax assets</b>	<u>38,459</u>	<u>29,708</u>
<b>Deferred tax liabilities:</b>		
Prepaid expenses	(101)	(78)



Total deferred income tax assets and liabilities	38,358	29,630
Less: valuation allowance	<u>(38,358)</u>	<u>(29,630)</u>
Net deferred income tax assets and liabilities	<u>\$ —</u>	<u>\$ —</u>

In assessing the realizability of our deferred tax assets, we consider whether it is more likely than not that some portion or all of the deferred tax assets will not be realized. The ultimate realization of deferred tax assets is dependent upon the generation of future taxable income during the periods in which those temporary differences become deductible. We consider the scheduled reversal of deferred tax liabilities, projected future taxable income, and tax planning strategies in making this assessment. As we do not have any historical taxable income, projections of future taxable income over the periods in which the deferred tax assets are deductible, and after consideration of the history of operating losses, we do not believe it is more likely than not that we will realize the benefits of the net deferred tax assets and, accordingly, have established a valuation allowance equal to 100% of net deferred tax assets. The change in the valuation allowance for the years ended December 31, 2022 and 2021 was \$8,728 and \$5,779, respectively.

ended September 30, 2023 and 2022.

As of December 31, 2022, we had net operating losses (“NOLs”) as follows (the NOLs which do not expire are subject to an annual utilization limitation of 80% of taxable income):

	<b>December 31, 2022</b>	
	<b>Federal</b>	<b>State</b>
NOLs expiring between 2029 and 2037	\$ 43,912	\$67,380
NOLs which do not expire	82,009	18,398
Total NOLs	<u>\$125,921</u>	<u>\$85,778</u>

The Internal Revenue Code contains provisions that may further limit the net operating loss carryovers available to be used in any one year if certain events occur, including significant changes in ownership interests. Utilization of net operating loss and tax credit carryforwards are subject to a substantial annual limitation due to the ownership change limitations set forth in Section 382 of the Code and similar state provisions. We prepared an Internal Revenue Code 382 analysis to determine the annual limitations on our consolidated net operating loss carryforwards. All of our tax attributes are subject to an annual limitation. Such annual limitations could result in the expiration of the net operating loss and tax credit carryforwards before utilization.

As of December 31, 2022 and 2021, we did not have any unrecognized tax benefits and does not expect that the amount of unrecognized tax benefits will change significantly within the next 12 months. Our accounting policy is to accrue interest

and penalties related to unrecognized tax benefits as a component of income tax expense.

Our federal and state returns for all years remain open to examination by tax authorities.

[MedTech Acquisition Corp](#)

[INCOME TAX](#)

[INCOME TAX](#)

#### NOTE 9. INCOME TAX

The Company's net deferred tax assets for the year ended December 31, 2022 and 2021 are as follows:

	<u>December 31,</u> <u>2022</u>	<u>December 31,</u> <u>2021</u>
Deferred tax assets		
Net operating loss carryforward	\$ —	\$ 40,819
Organizational costs/start-up expenses	<u>1,160,666</u>	<u>606,383</u>
Total deferred tax assets	1,160,666	647,202
Valuation allowance	<u>(1,160,666)</u>	<u>(647,202)</u>
Deferred tax assets, net of allowance	<u>\$ —</u>	<u>\$ —</u>

The income tax provision for the years ended December 31, 2022 and 2021 consisted of the following:

	<u>For the Year Ended December 31,</u>	
	<u>2022</u>	<u>2021</u>
Federal		
Current	\$ 570,854	\$ —
Deferred	(513,464)	(625,111)
State and Local		
Current	—	—
Deferred	—	—
Change in valuation allowance	513,464	625,111
Income tax provision	<u>\$ 570,854</u>	<u>\$ —</u>

As of December 31, 2022 and 2021, the Company had a U.S. federal net operating loss carryover of approximately \$0 and \$194,000 available to offset future taxable income, respectively.

In assessing the realization of the deferred tax assets, management considers whether it is more likely than not that some portion of all of the deferred tax assets will not be realized. The ultimate realization of deferred tax assets is dependent upon the generation of future taxable income during the periods in which temporary differences representing net future deductible amounts become deductible. Management considers the scheduled reversal of deferred tax liabilities, projected future taxable income and tax planning strategies in making this assessment. After consideration of all of the information available, management believes that significant

uncertainty exists with respect to future realization of the deferred tax assets and has therefore established a full valuation allowance. For the years ended December 31, 2022 and 2021, the change in the valuation allowance was \$513,464 and \$625,111, respectively.

A reconciliation of the federal income tax rate to the Company's effective tax rate at December 31, 2022 and 2021 is as follows:

	December 31, 2022	December 31, 2021
Statutory federal income tax rate	21.0 %	21.0 %
State taxes, net of federal tax benefit	0.0 %	0.0 %
Change in fair value of warrant liabilities	(20.1)%	(34.1)%
Change in valuation allowance	8.4 %	13.1 %
Income tax provision	<u>9.3 %</u>	<u>(0.0)%</u>

The Company files income tax returns in the U.S. federal jurisdiction in various state and local jurisdictions and is subject to examination by the various taxing authorities.

(4) Financial Instruments

Our financial instruments consist of cash, cash equivalents, accounts receivable, accounts payable, contingent earnout liability, and warrants to purchase preferred and common stock. The carrying values of these (other than warrants and tranche liabilities, which are held at fair value) approximate fair value at September 30, 2023, and December 31, 2022. In general, asset and liability fair values are determined using the following:

Level 1 — Inputs utilize quoted prices in active markets for identical assets or liabilities.

Level 2 — Inputs include quoted prices for similar assets or liabilities in active markets, and inputs other than quoted prices that are observable for the asset or liability, either directly or indirectly.

Level 3 — Inputs are unobservable inputs and include situations where there is little, if any, market activity for the balance sheet items at period end. Pricing inputs are unobservable for the terms and are based on assumptions about the assumptions that a market participant would use.

Our warrant, tranche and earnout liabilities are measured at fair value on a recurring basis.

*Financial Instruments After Business Combination*

The carrying amount of our outstanding MTAC warrants liabilities was \$5,421 at September 30, 2023. The carrying amount of outstanding earnout liability was \$9,023 at September 30, 2023. These carrying values represent the remeasurement to fair value each reporting period based on Level 1 inputs for the publicly traded MTAC Warrants and Level 2 inputs for the private placement MTAC Warrants. The carrying amount of our contingent earnout liability represent the remeasurement to fair value each reporting period based on unobservable, or Level 3, inputs, using assumptions made by us, including the market price of our common stock and the volatility of a peer group of companies.

At the Closing Date, we assumed warrants to purchase 14,266,605 shares of common stock for \$11.50 (see Note 9). Of these, 8,333,272 are traded publicly and 5,933,333 are privately held. At the Closing Date, the fair value of all the warrants to be \$2,568 based on the closing price of \$0.18 for the publicly traded warrants (Level 1).

At the Closing Date, we determined the fair value of the earnout liability to be \$28,927 based on a Monte Carlo simulation of future trading prices for our common stock. See Note 8 for further discussion.

The following tables summarize the changes in fair value of our outstanding earnout liability in the nine months ended September 30, 2023. The warrant and earnout liability were not present in the nine months ended December 31, 2022.

Level 3 Liabilities	Fair Value at December 31, 2022	Change in Unrealized (Gains) Losses	Issuances (Settlements)	Net Transfer In (Out) of Level 3
Contingent earnout liability	\$ —	\$ (19,904)	\$ 28,927	\$ —

*Financial Instruments Prior to the Business Combination*

Our warrants and tranche liabilities are measured at fair value on a recurring basis. The carrying amount of outstanding warrant liabilities was zero and \$16,188 at September 30, 2023, and December 31, 2022, respectively. The carrying amount of outstanding tranche liabilities was zero and \$4,702 at September 30, 2023, and December 31, 2022, respectively. These carrying values represent the remeasurement to fair value each reporting period based on unobservable inputs, or Level 3 inputs, using assumptions made by us, including the probabilities assigned to a status quo scenario and the potential closing of the Business Combination (see Note 3) scenario, the fair value of the warrants (as defined below) upon closing of the Business Combination, the fair value of the underlying preferred stock, the Company's volatility, discount rate, and expected term of the warrants.

See Note 9 for further discussion. These assumptions require significant judgment on the part of management and actual outcomes may materially differ from those estimated by management.

In March 2023, we sold shares of Series B-2 preferred stock with accompanying warrants to purchase Series B-3 preferred stock as part of the Second Tranche Closings (see Note 9). At issuance, the warrants to purchase Series B-3 preferred stock had a fair value of \$4,654 and were classified as a liability. The issuance of the Series B-2 preferred stock and accompanying warrants to purchase Series B-3 preferred stock as part of the Second Tranche Closings resulted in a \$584 loss on equity issuance.

In June 2023, we sold shares of Series B-2 preferred stock with accompanying warrants to purchase Series B-3 preferred stock as part of the Second Tranche Closings (see Note 9). At issuance, the warrants to purchase Series B-3 preferred stock had a fair value of \$10,047 and were classified as a liability. The issuance of the Series B-2 preferred stock and accompanying warrants to purchase Series B-3 preferred stock as part of the Second Tranche Closings resulted in a \$3,425 loss on equity issuance.

Immediately prior to the exercise of the warrants to purchase Series B-3 preferred stock in February, March, June and July 2023, the associated liabilities were remeasured to fair value.

In July 2023, warrants to purchase 2,239,309 shares of Series B-3 preferred stock were exercised for \$4,530.

At the Closing Date of the Business Combination, all in-the-money outstanding warrants and Series B-3 Warrants were remeasured to fair value, net-exercised, converted to shares of common stock of Legacy Technology and exchanged for shares of TriSalus common stock at the Exchange Ratio. Out-of-the-money warrants expired, resulting in a gain on expiration of \$18. The Series B-2 tranche liabilities also expired at the Closing Date of the Business Combination.

The following tables summarize the changes in fair value of our outstanding warrant and tranche liabilities measured using Level 3 inputs in the nine months ended September 30, 2023 and 2022:

Level 3 Liabilities	Fair Value at December 31, 2021	Change in Unrealized (Gains) Losses	Issuances (Settlements)	Net Transfer In (Out) of Level 3
Warrant liability	\$ 391	\$ (19)	\$ —	\$ —

Level 3 Liabilities	Fair Value at December 31, 2022	Change in Unrealized (Gains) Losses	Issuances (Settlements)	Net Transfer In (Out) of Level 3
Warrant liability	\$ 369	\$ —	\$ (369)	\$ —
Series B-2 tranche liabilities	\$ 4,702	\$ (3,200)	\$ (1,502)	\$ —
Series B-3 Warrant liabilities	\$ 15,819	\$ (311)	\$ (15,508) <sup>(1)</sup>	\$ —

(1) This amount includes settlements of \$25,409, and final net exercise of \$4,800, transferred to convertible preferred stock, offset by issuances of \$14,701



## SUBSEQUENT EVENTS

**12 Months Ended  
Dec. 31, 2022**

[MedTech Acquisition Corp](#)

[SUBSEQUENT EVENTS](#)

[SUBSEQUENT EVENTS](#)

### NOTE 11. SUBSEQUENT EVENTS

The Company evaluated subsequent events and transactions that occurred after the consolidated balance sheet date up to the date that the consolidated financial statements were issued. Based upon this review, other than the below, the Company did not identify any subsequent events that would have required adjustment or disclosure in the consolidated financial statements.

Subsequent to December 31, 2022, \$78,136 was drawn on the Extension Note, as described in Note 5 and deposited into the Trust Account. In addition, TriSalus deposited \$78,136 in the Trust Account pursuant to the Merger Agreement.

On January 13, 2023, the Company drew an additional \$159,000 on the Convertible Promissory Note as described in Note 5.

On January 13, 2023 and February 8, 2023, the Company drew an additional \$215,222 and \$200,000 on the 2022 Promissory Note III as described in Note 5, respectively.

In March 2023, the Company and the Sponsor engaged Ceros Financial Services, Inc. to render certain advisory and placement services to the Company. Pursuant to such engagement, the Sponsor (and not the Company) would be solely responsible for any and all fees and expenses payable to Ceros Financial Services, Inc., if any, that would arise or accrue prior to, or in connection with, the closing of an initial Business Combination.

**SUMMARY OF  
SIGNIFICANT  
ACCOUNTING POLICIES  
(Policies)**

Basis of Presentation

**9 Months  
Ended  
Sep. 30, 2023**

*Basis of  
Presentation*

The accompanying unaudited condensed consolidated financial statements should be read in conjunction with the audited financial statements for the year ended December 31, 2022, included in MTAC's Proxy Statement/Prospectus filed with the SEC on July 18, 2023. Certain information and footnote disclosures, including significant accounting policies, normally included in fiscal year financial statements prepared in accordance with accounting principles generally accepted in the U.S. ("GAAP") have been condensed or omitted. The Condensed Consolidated Balance Sheets as of December 31, 2022, was derived from the audited financial statements. We do not have any activity that would be reported on a Statement of Comprehensive Income.

Use of Estimates

*(i) Use of  
Estimates*

The preparation of the consolidated financial statements in conformity with GAAP requires

**12 Months Ended**

**Dec. 31, 2022**

**(a) Basis of Presentation**

The accompanying consolidated financial statements have been prepared in accordance with U.S. Generally Accepted Accounting Principles consolidated financial statements include the accounts of the Company and its wholly owned subsidiaries as of December 31, 2022 and 2021, respectively. Unless otherwise specified, references to the Company are references to TriSalus Life Sciences Inc. and its consolidated subsidiaries. All transactions and balances have been eliminated upon consolidation. The presentation of change in fair value of warrants for 2021 on the consolidated balance sheet has been reclassified to conform to current year presentation.

In connection with the Business Combination with MTAC that was consummated on August 10, 2023 (see Note 17), the Company retroactively adjusted its equity structure including the consolidated statements of stockholders' deficit from January 1, 2021 to December 31, 2022 and the weighted average number of shares outstanding, basic and diluted for the years ended December 31, 2022 and 2021. The retroactive application reflects the equivalent number of shares of \$0.0001 par value per share, issued to the Company's stockholders in connection with the Business Combination at the applicable exchange ratio.

**(g) Use of Estimates**

The preparation of the consolidated financial statements in conformity with GAAP requires us to make estimates and assumptions that affect the reported amounts of assets and liabilities and disclosure of contingent assets and liabilities at the date of the consolidated financial statements and the reported amounts of revenue and expenses. Actual results could differ significantly from those estimates. The most significant estimates relate to the valuation of warrant liabilities and tranche liabilities on deferred tax assets.

us to make estimates and assumptions that affect the reported amounts of assets and liabilities and disclosure of contingent assets and liabilities at the date of the consolidated financial statements and the reported amounts of revenue and expenses during the reporting period. Actual results could differ significantly from those estimates. The most significant estimates relate to the valuation of earnout, warrant and tranche liabilities, and the valuation allowance on deferred tax assets.

#### [Cash and Cash Equivalents](#)

*(a) Cash, Cash Equivalents and Restricted Cash*

We consider all highly liquid investments with original maturities of three months or less at time of purchase to be cash equivalents. We invest excess cash primarily in money market funds. At September 30, 2023, we had \$8,617 invested in a money market fund, which is a Level 1 instrument.

#### *(b) Cash and Cash Equivalents*

We consider all highly liquid investments with original maturities of three months or less at the time of purchase to be cash equivalents. We invest excess market funds.

#### [Income Taxes](#)

#### *(a) Income Taxes*

We account for income taxes pursuant to ASC Topic 740, *Income Taxes*, which requires the use of the asset-and-liability method of accounting. Assets and liabilities are recognized for the future tax consequences attributable to differences between the financial statements carrying amounts of assets and liabilities and their respective tax bases. A valuation allowance is recorded to the extent it is more likely than not that a deferred tax asset will not be realized. Deferred tax assets and liabilities are measured using enacted tax rates expected to apply to taxable income in the years in which those temporary differences are expected to be recovered or settled. The effect of a change in tax rates is recognized in operations in the period that includes the enactment date.

The Company recognizes the effect of income tax positions when it is more likely than not, based on technical merits, that the position will be sustained. For the years ended 2022, management determined that no uncertain tax positions have been taken or are expected to be taken that could have a material effect on the financial statements.

#### [Concentration of Credit Risk](#)

*(i) Concentrations*



*of Credit Risk  
and Other Risks  
and  
Uncertainties*

Our cash and cash equivalents are deposited primarily with two financial institutions and one investment institution. At times, the deposits in these institutions may exceed the amount of insurance provided on such deposits. We have not experienced any losses in such accounts and believe that we are not exposed to any significant risk on these balances.

[Derivative Financial  
Instruments](#)

*(g) Warrant  
and Tranche  
Liabilities*

Freestanding financial instruments that permit the holder to acquire shares that are either puttable by the holder, redeemable or contingently redeemable are required to be reported as liabilities in the financial statements. We present such liabilities on the Condensed Consolidated Balance Sheets at their estimated fair values. Changes in fair value of the liability are calculated each reporting period, and any change in value is recognized in the Condensed Consolidated Statements of Operations. Historically, we have determined that the warrants issued to investors and lenders which are exercisable for shares of our

Series B-3 convertible preferred stock, should be classified as liabilities due to contingent redemption features of the underlying convertible preferred stock. See Note 9 for further discussion.

We determined that both the public and private placement warrants do not meet the criteria to be equity classified and should be recorded as liabilities. Our analysis concluded liability classification under ASC 815, *Derivatives and Hedging*, as these warrants include a provision that could allow cash settlement upon an event outside the control of the Company, and such event may not result in a change in control of the Company. In addition, the private placement warrants include a feature that can require an adjustment of the exercise price in certain circumstances after a change of control. As a result, the Private and Public Warrants do not meet the criteria for equity classification. See Note 9 for further discussion.

The Series B-2 Preferred Stock Financing (as described in Note 11) included second and third tranche rights

and obligations to investors who participated in the initial B-2 Preferred Stock Financing round. We offered the Series B-2 preferred stock to all of our preferred stockholders at the time of the initial B-2 Preferred Stock Financing round (representing approximately 99.2% of our then-outstanding shares on an as-converted to common stock basis). The second and third tranche rights and obligations were exercisable into shares of our convertible preferred stock at a specified future date. The second and third tranche rights and obligations are considered freestanding financial instruments, and are classified as liabilities under ASC 480. See Note 11 for further discussion.

*(h) Contingent Earnout Liability*

In connection with the execution of the Merger Agreement, MTAC entered into a sponsor support agreement (the "Sponsor Support Agreement") with MedTech Acquisition Sponsor LLC (the "Sponsor"), Legacy TriSalus and MTAC's directors and officers (the Sponsor and MTAC's directors and officers, collectively, the "Sponsor Holders").

Pursuant to the Sponsor Support Agreement, 3,125,000 shares of Common Stock in the Company held by the Sponsor Holders immediately after the Closing Date (such shares, the “Sponsor Earnout Shares”) became unvested and subject to potential forfeiture if certain triggering events are not achieved prior to the 5th anniversary of the Closing Date (the “Earnout Period”). The Sponsor Earnout Shares are classified as a liability in the Company’s Condensed Consolidated Balance Sheets because they do not qualify as being indexed to the Company’s own stock. The earnout liability was initially measured at fair value at the Closing Date and is subsequently remeasured at the end of each reporting period. The change in fair value of the earnout liability is recorded in the Condensed Consolidated Statements of Operations. See Notes 3 and 8 for further detail.

**Recent Accounting Standards**

*Recent Accounting Pronouncements*  
 In June 2016, the Financial Accounting Standards Board (“FASB”) issued ASU 2016-13, *Financial*

***(q) Recent Accounting Pronouncements***

In February 2016, the FASB issued Accounting Standards Update (“ASU”) 2016-02, *Leases (“ASC Topic 842”)*, which supersedes FASB ASU 2013-01, *Leases*, and conforming amendments to U.S. GAAP. ASU 2016-02 requires, among other changes to the lease accounting guidance, lessees to recognize most lease assets and lease liability, and additional qualitative and quantitative disclosures. ASU 2016-02 was effective for us, as a private company, for financial statements issued or filed after December 15, 2016. We adopted ASU 2016-02 on January 1, 2017. The adoption of ASU 2016-02 resulted in a net increase of \$1,512 (net of \$320 of accrued rent and unamortized tenant improvement allowances), current liabilities of \$236, and long-term liabilities of \$1,598.

In December 2019, the FASB issued ASU 2019-12, *Income Taxes (Topic 740): Simplifying the Accounting for Income Taxes*. The ASU removes certain accounting principles in ASC Topic 740 and clarifies the existing guidance to improve consistent application. ASU 2019-12 was effective for us, as a private company, for financial statements issued or filed after December 15, 2020. We adopted ASU 2019-12 on January 1, 2021, with early adoption permitted. The transition method (retrospective, modified retrospective, or prospective basis) for adopting the guidance depends on the nature of the amendments addressed in the guidance. We adopted this guidance with no material impact on our consolidated financial statements and related disclosures.

*Instruments -  
Credit Losses:  
Measurement of  
Credit Losses  
on Financial  
Instruments.*

Current GAAP requires an “incurred loss” methodology for recognizing credit losses that delays recognition until it is probable a loss has been incurred. ASU 2016-13 replaces the current incurred loss methodology for credit losses and removes the thresholds that companies apply to measure credit losses on financial statements measured at amortized cost, such as loans, receivables, and held-to-maturity debt securities with a methodology that reflects expected credit losses and requires consideration of a broader range of reasonable and supportable information to form credit loss estimates. The determination of the allowance for credit losses under the new standard would typically be based on evaluation of a number of factors, including, but not limited to, general economic conditions, payment status, historical collection patterns and loss experience, financial strength of the borrower, and nature, extent and value of the underlying collateral. For smaller reporting companies, ASU 2016-13 is effective for

In August 2020, the FASB issued ASU 2020-06, *Debt—Debt with Conversion and Other Options (Subtopic 470-20) and Derivatives and He* (*Subtopic 815-40*), which simplifies the accounting for certain financial instruments with characteristics of liabilities and equity, including convertible debt securities with a beneficial conversion feature. Specifically, the ASU “simplifies accounting for convertible instruments by removing major separation models required under the current GAAP and permit more equity contracts to qualify for it” and “simplifies the diluted earnings per share (EPS) calculation in certain areas.” ASU 2020-06 is effective for fiscal years beginning after December 15, 2023, and interim periods within those fiscal years, with early adoption permitted in year 2020-06 on January 1, 2022, on a retrospective basis. The adoption of ASU 2020-06 did not have a material impact on our consolidated financial statements.

In October 2021, the FASB issued ASU 2021-07, *Determining the Current Price of an Underlying Share for Equity-Classified Share-Based Payments*, as a practical expedient, the application of a reasonable valuation method to determine the current price input of equity-classified share-based payments for goods or services. The ASU notes that a valuation performed in accordance with specified U.S. Treasury regulations related to internal Revenue Code Section 263A is a reasonable valuation method. The guidance is effective for fiscal years beginning on or after December 15, 2021. We adopted this guidance on January 1, 2022, on a retrospective basis. The adoption of ASU 2021-07 did not have a material impact on our consolidated financial statements.

fiscal years and for interim periods within those fiscal years beginning after December 15, 2022. It requires a cumulative effect adjustment to the balance sheet as of the beginning of the first reporting period in which the guidance is effective. We adopted ASU 2016-13 on January 1, 2023. The effect of the adoption had an immaterial impact on our condensed consolidated financial statements.

## [MedTech Acquisition Corp Basis of Presentation](#)

### ***Basis of Presentation***

The accompanying financial statements are presented in U.S. dollars and have been prepared in accordance with accounting principles generally accepted in the United States of America ("GAAP") and pursuant to the accounting and disclosure rules and regulations of the Securities and Exchange Commission (the "SEC").

## [Principles of Consolidation](#)

### ***Principles of Consolidation***

The accompanying consolidated financial statements include the accounts of the Company and its wholly-owned subsidiary, which were formed during the period. All intercompany balances and transactions have been eliminated in consolidation.

## [Emerging Growth Company](#)

### ***Emerging Growth Company***

The Company is an "emerging growth company," as defined in Section 2(a) of the Securities Act of 1933, as amended (the "Securities Act"), the Jumpstart Our Business Startups Act of 2012 (the "JOBS Act"), and it may take advantage of certain exemptions from various reporting requirements that are applicable to public companies that are not emerging growth companies including, but not limited to, not being required to comply with the independent registered public accounting firm attestation requirements of the Sarbanes-Oxley Act, reduced disclosure obligations regarding executive compensation in its periodic reports and proxy statements, and exemption from the requirement to hold a nonbinding advisory vote on executive compensation and stockholder approval of any golden parachute payments not previously approved.

Further, Section 102(b)(1) of the JOBS Act exempts emerging growth companies from being required to comply with new or revised financial accounting standards that apply to public companies that do not have a class of securities registered with the SEC. The JOBS Act provides that a company can elect to opt out of the extended transition period for complying with the new or revised financial accounting standards. The JOBS Act provides that a company can elect to opt out of the extended transition period requirements that apply to non-emerging growth companies but any such election to opt out is irrevocable. The Company has elected not to opt out of the extended transition period requirements, which means that when a standard is issued or revised and it has different application dates for public or private companies, the Company, as an emerging growth company, will apply the revised standard at the time private companies adopt the new or revised standard. This may make comparison of the Company's financial statements with other public companies that are not emerging growth companies neither an emerging growth company nor an emerging growth company which has opted out of using the extended transition period difficult or impossible. The Company's financial statements may differ from those of other public companies due to differences in accounting standards used.

## [Use of Estimates](#)

### ***Use of Estimates***

The preparation of the financial statements in conformity with GAAP requires the Company's management to make estimates and assumptions that affect the reported amounts of assets and liabilities and disclosure of contingent assets and liabilities at the date of the financial statements and the reported amounts of revenues and expenses during the reporting period.

Making estimates requires management to exercise significant judgment. It is at least reasonably possible that the estimate of the effect of the uncertainty on the financial statements that existed at the date of the financial statement, which management considered in formulating its estimate, could change in the near term due to the passage of time. The more significant accounting estimates included in these financial statements are the determination of the fair value of the warrant liabilities. Such estimates are based on the best available information and as more current information becomes available and accordingly the actual results could differ significantly from those estimates.

## [Cash and Cash Equivalents](#)

### ***Cash and Cash Equivalents***

The Company considers all short-term investments with an original maturity of three months or less when purchased to be cash equivalents. There were no cash equivalents as of December 31, 2022 and 2021, respectively, and no cash equivalents.

## [Cash and Investments Held in Trust Account](#)

### ***Cash and Investments Held in Trust Account***

The Company classifies its U.S. Treasury and equivalent securities as held to maturity in accordance with FASB Accounting Standard Codification ("ASC") 320-10-30, "Debt and Equity Securities." Held-to-maturity securities are those securities which the Company has the ability and intent to hold until maturity. Held-to-maturity securities are recorded at amortized cost on the accompanying consolidated balance sheets and adjusted for the amortization or accretion of premiums or discounts.

At December 31, 2022, substantially all of the assets held in the Trust Account were held in a demand deposit account held by Continental Stock. At December 31, 2021, substantially all of the assets held in the Trust Account were held in money market funds which invest primarily in U.S. Treasury securities. All assets are presented at fair value within the accompanying consolidated balance sheets, and fair value of the investments in the Trust Account is equal to their carrying value.

[Class A Common Stock Subject to Possible Redemption](#)

**Class A Common Stock Subject to Possible Redemption**

The Company accounts for its Class A common stock subject to possible redemption in accordance with the guidance in ASC Topic 480, “Disclosures of Financial Instruments.” Shares of Class A common stock subject to mandatory redemption are classified as a liability instrument and are measured at fair value. Conditionally redeemable Class A common stock that features redemption rights that are either within the control of the holder or subject to redemption upon the occurrence of uncertain events (not solely within the Company’s control) is classified as temporary equity. At all other times, common stock is classified as stockholders’ equity. The Company’s Class A common stock subject to possible redemption rights that are considered to be outside of the Company’s control and subject to occurrence of uncertain future events.

In connection with the special meeting in lieu of the 2022 annual meeting of stockholders held by the Company on December 12, 2022, stockholders exercised their right to redeem their shares for a pro rata portion of the funds in the Trust Account. As a result, approximately \$232.37 million (approximately 25% of the total amount) was removed from the Trust Account to pay such holders and approximately \$19.70 million remains in the Trust Account. Following redemptions, the amount of Class A common stock outstanding, \$78,137 was deposited into the Trust Account of which 50% was drawn down under the Extension Note and 50% was funded by the Company.

Accordingly, at December 31, 2022 and 2021, 1,953,422 and 25,000,000 shares of Class A common stock subject to possible redemption are reflected in the consolidated balance sheets at fair value, respectively, as temporary equity, outside of the stockholders’ deficit section of the Company’s consolidated balance sheets.

The Company recognizes changes in redemption value immediately as they occur and adjusts the carrying value of redeemable shares of common stock at the end of each reporting period. This method would view the end of the reporting period as if it were also the redemption date for the security.

Immediately upon the closing of the Initial Public Offering, the Company recognized the accretion from initial book value to redemption amount. The carrying amount of redeemable common stock are affected by charges against additional paid-in capital and accumulated deficit.

At December 31, 2022 and 2021, the Class A common stock subject to possible redemption reflected in the consolidated balance sheets is as follows:

Class A common stock subject to possible redemption, January 1, 2021
Plus:
Accretion of carrying value to redemption value
<b>Class A common stock subject to possible redemption, December 31, 2021</b>
Less:
Redemptions of Class A common stock
Plus:
Accretion of carrying value to redemption value
Extension Deposit
<b>Class A common stock subject to possible redemption, December 31, 2022</b>

[Offering Costs](#)

**Offering Costs**

Offering costs consisted of legal, accounting and other expenses incurred through the Initial Public Offering that were directly related to the Initial Public Offering and allocated to the separable financial instruments issued in the Initial Public Offering based on a relative fair value basis, compared to total proceeds. Warrant liabilities were expensed as incurred in the statements of operations. Offering costs associated with the Class A common stock issued were then accreted to common stock subject to redemption upon the completion of the Initial Public Offering. A total of \$14,161,525 in offering costs were incurred. Of this amount, \$13,638,664 was related to the Initial Public Offering and charged to Class A Common Stock subject to possible redemption. Offering costs allocated to Private Placement Warrants were \$514,106 and \$8,755, respectively, and expensed at the date of Initial Public Offering.

[Warrant Liabilities](#)

**Warrant Liabilities**

The Company does not use derivative instruments to hedge exposures to cash flow, market, or foreign currency risks. The Company evaluates issued stock purchase warrants, to determine if such instruments are derivatives or contain features that qualify as embedded derivatives, pursuant to “Derivatives and Hedging” (“ASC 815”). For derivative financial instruments that are accounted for as liabilities, the derivative instrument is initially recorded at fair value and is then re-valued at each reporting date, with changes in the fair value reported in the statements of operations. The classification of derivative instruments should be recorded as liabilities or as equity, is evaluated at the end of each reporting period. Derivative liabilities are classified in the balance sheet based on whether or not net-cash settlement or conversion of the instrument could be required within 12 months of the balance sheet date. The Company’s Private Placement Warrants (together with the Public Warrants, the “Warrants”) in accordance with the guidance contained in ASC 815-40 and the criteria for equity treatment and must be recorded as liabilities. Accordingly, the Company classifies the Warrants as liabilities at their fair value at each reporting period. This liability is subject to re-measurement at each balance sheet date until exercised, and any change in fair value is recognized in the statements of operations. Private Placement Warrants were initially and subsequently valued using a Monte Carlo Simulation Model. The Public Warrants for periods where no observable market existed were also valued using a Monte Carlo simulation Model. For periods subsequent to the detachment of the Public Warrants from the Units, the Public Warrants are valued at fair value as of each relevant date.

[Income Taxes](#)

**Income Taxes**

The Company accounts for income taxes under ASC Topic 740, “Income Taxes” (“ASC 740”). ASC 740 requires the recognition of deferred tax assets and liabilities for the expected impact of differences between the financial statements and tax basis of assets and liabilities and for the expected future tax benefit to be derived from tax loss and tax credit carryforwards. ASC 740 additionally requires a valuation allowance to be recorded if it is more likely than not that all or a portion of deferred tax assets will not be realized.

ASC 740-270-25-2 requires that an annual effective tax rate be determined and such annual effective rate applied to year to date income in interim periods. At December 31, 2022 and 2021, the Company’s deferred tax asset had a full valuation allowance recorded against it. The Company’s effective tax rate for the years ended December 31, 2022 and 2021, respectively. The effective tax rate differs from the statutory tax rate of 21% for the years ended December 31, 2022 and 2021, respectively, due to the valuation allowance on the deferred tax assets.

ASC 740 also clarifies the accounting for uncertainty in income taxes recognized in an enterprise’s financial statements and prescribes a recognition threshold and measurement attribute for the financial statement recognition and measurement of a tax position taken or expected to be taken in a tax return. For those benefits to be recognized, a tax position must be more likely than not to be sustained upon examination by taxing authorities. ASC 740 also provides guidance on derecognition, classification, interest and penalties, and disclosure and transition.

The Company recognizes accrued interest and penalties related to unrecognized tax benefits as income tax expense. There were no unrecognized interest and penalties as of December 31, 2022 and 2021. The Company is currently not aware of any issues under review that could result in a material deviation from its position.

The Company has been subject to income taxation by major taxing authorities since inception. These examinations may include questioning the allocation of income among various tax jurisdictions and compliance with federal and state tax laws. The Company's management does not expect that the results of these examinations will materially change over the next twelve months or material deviation from its position. The Company is subject to income tax examinations by major taxing authorities since inception.

## [Net \(Loss\) Income per Share of Common Stock](#)

### *Net Income per Common Stock*

The Company complies with accounting and disclosure requirements of ASC Topic 260, "Earnings Per Share". Net income per share of common stock is calculated by dividing net income by the weighted average number of common stock outstanding for the period. The Company has two classes of common stock, which are Class A common stock and Class B common stock. Income and losses are shared pro rata between the two classes of common stock, which assumes a business combination of the two classes. The redeemable shares of Class A common stock is excluded from earnings per share as the redemption value approximates fair value. The fair value of a share does not consider the effect of the warrants issued in connection with the (i) Initial Public Offering, and (ii) the private placement since the effect of the occurrence of future events. The warrants are exercisable to purchase 13,266,666 shares of Class A common stock in the aggregate. As of December 31, 2022, the Company did not have any other dilutive securities or other contracts that could, potentially, be exercised or converted into common stock and then share in the earnings of the Company. Therefore, diluted net income per common stock is the same as basic net income per common stock for the periods presented.

The following table reflects the calculation of basic and diluted net income per common stock (in dollars, except share and per share amounts).

	For the Year Ended December 31, 2022	
	Class A	Class B
<i>Basic and diluted net income per share of common stock</i>		
Numerator:		
Allocation of net income	\$ 4,369,839	\$ 1,169,240
Denominator:		
Basic and diluted weighted average shares outstanding	23,358,326	6,250,000
<b>Basic and diluted net income per share of common stock</b>	<b>\$ 0.19</b>	<b>\$ 0.19</b>

## [Concentration of Credit Risk](#)

### *Concentration of Credit Risk*

Financial instruments that potentially subject the Company to concentrations of credit risk consist of a cash account in a financial institution, a bank deposit account with FDIC Deposit Insurance Coverage of \$250,000. Any loss incurred or a lack of access to such funds could have a significant adverse impact on the Company's operations and cash flows.

## [Fair Value of Financial Instruments](#)

### *Fair Value of Financial Instruments*

The fair value of the Company's assets and liabilities, which qualify as financial instruments under ASC Topic 820, "Fair Value Measurement", is reported in the accompanying consolidated balance sheets, primarily due to their short-term nature, except for the Warrant Liabilities (See Note 7).

Fair value is defined as the price that would be received for sale of an asset or paid for transfer of a liability in an orderly transaction between market participants as of the reporting date. GAAP establishes a three-tier fair value hierarchy, which prioritizes the inputs used in measuring fair value. The hierarchy gives the highest priority to the most active markets for identical assets or liabilities (Level 1 measurements) and the lowest priority to unobservable inputs (Level 3 measurements). The Company's financial instruments are categorized as follows:

- Level 1, defined as observable inputs such as quoted prices (unadjusted) for identical instruments in active markets;
- Level 2, defined as inputs other than quoted prices in active markets that are either directly or indirectly observable such as quoted prices for similar instruments in active markets, quoted prices for identical or similar instruments in markets that are not active; and
- Level 3, defined as unobservable inputs in which little or no market data exists, therefore requiring an entity to develop its own assumptions about the inputs to the valuation techniques in which one or more significant inputs or significant value drivers are unobservable.

In some circumstances, the inputs used to measure fair value might be categorized within different levels of the fair value hierarchy. In those instances, the entire instrument is categorized in its entirety in the fair value hierarchy based on the lowest level input that is significant to the fair value measurement.

## [Recent Accounting Standards](#)

### *Recent Accounting Standards*

In August 2020, the FASB issued ASU Topic 2020-06, "Debt — Debt with Conversion and Other Options (Subtopic 470-20) and Derivatives and Equity Instruments (Subtopic 815-40)" ("ASU 2020-06"), to simplify accounting for certain financial instruments. ASU 2020-06 eliminates the current net income effect of conversion and cash conversion features from convertible instruments and simplifies the derivative scope exception guidance pertaining to equity instruments with embedded derivatives. The new standard also introduces additional disclosures for convertible debt and freestanding instruments that are indexed to and settled in the Company's own equity. The new standard also amends the diluted earnings per share guidance, including the requirement to use the if-converted method for all convertible instruments. ASU 2020-06 should be applied on a full or modified retrospective basis, with early adoption permitted beginning on January 1, 2021. The Company is currently evaluating the impact that ASU 2020-06 would have on its financial position, results of operations or cash flows. The Company has not adopted this guidance as of December 31, 2022.

Management does not believe that any recently issued, but not yet effective, accounting standards, if currently adopted, would have a material effect on the Company's financial statements.



**SUMMARY OF  
SIGNIFICANT  
ACCOUNTING POLICIES  
(Tables)**

**9 Months Ended**

**Sep. 30, 2023**

**12 Months Ended**

**Dec. 31, 2022**

[Schedule of Class A common stock subject to possible redemption reflected in the balance sheets reconciled](#)

Convertible preferred stock at September 30, 2023, August 10, 2023, and December 31, 2022, is as follows:

Series	September 30, 2023	August 10, 2023	December 31, 2022
Series A-1 preferred stock, \$0.001 par value per share. Issued, and outstanding 0 and 131,797 shares at September 30, 2023, and December 31, 2022, respectively	\$ —	\$ 6,065	\$ 6,065
Series A-2 preferred stock, \$0.001 par value per share. Issued, and outstanding 0 and 576,126 shares at September 30, 2023, and December 31, 2022, respectively	—	8,976	8,976
Series A-3 preferred stock, \$0.001 par value per share. Issued, and outstanding 0 and 612,822 shares at September 30, 2023, and December 31, 2022, respectively	—	10,611	10,611
Series A-4 preferred stock, \$0.001 par value per share. Issued, and outstanding 0 and 127,787 shares at September 30, 2023, and December 31, 2022, respectively	—	1,993	1,993
Series A-5 preferred stock, \$0.001 par value per share. Issued and outstanding 0 shares at September 30, 2023; authorized 734,533, issued and outstanding 730,320 and December 31, 2022	—	12,858	12,858
Series A-6 preferred stock, \$0.001 par value per share. Issued and outstanding 0 shares at September 30, 2023; authorized 805,848, issued and outstanding 800,657 at December 31, 2022	—	15,476	15,476
Series B preferred stock, \$0.001 par value per share. Issued and outstanding 0 shares at September 30, 2023; authorized 7,021,678, issued and outstanding 6,984,971 at December 31, 2022, respectively	—	84,637	84,528
Series B-1 preferred stock, \$0.001 par value per share. Issued, and outstanding 0 shares at September 30, 2023, authorized, issued and outstanding 1,659,672 at and December 31, 2022	—	23,500	23,499
Series B-2 preferred stock, \$0.001 par value per share. Issued and outstanding 0 and 706,243 shares at September 30, 2023, and December 31, 2022, respectively	—	—	—
Series B-3 preferred stock, \$0.001 par value per share. Issued and outstanding 0 and 0 shares at September 30, 2023, and December 31, 2022, respectively	—	39,858	—
<b>Total convertible preferred stock</b>	<b>\$ —</b>	<b>\$203,974</b>	<b>\$ 164,006</b>

Convertible preferred stock, net of issuance costs, at December 31, 2022 and 2021, is as follows:

Series	December 31,	
	2022	2021
Series A-1 preferred stock, \$0.001 par value per share. Authorized, issued, and outstanding 131,797 shares at December 31, 2022 and 2021	\$ 6,065	\$ 6,065
Series A-2 preferred stock, \$0.001 par value per share. Authorized, issued, and outstanding 576,126 shares at December 31, 2022 and 2021	8,976	8,976
Series A-3 preferred stock, \$0.001 par value per share. Authorized, issued, and outstanding 612,822 shares at December 31, 2022 and 2021	10,611	10,611
Series A-4 preferred stock, \$0.001 par value per share. Authorized, issued, and outstanding 127,787 shares at December 31, 2022 and 2021	1,993	1,993
Series A-5 preferred stock, \$0.001 par value per share. Authorized 734,533 shares; issued and outstanding 730,320 shares at December 31, 2022 and 2021	12,858	12,858
Series A-6 preferred stock, \$0.001 par value per share. Authorized 805,848 shares; issued and outstanding 800,657 shares at December 31, 2022 and 2021	15,476	15,476
Series B preferred stock, \$0.001 par value per share. Authorized 7,021,678 shares; issued and outstanding 6,984,971 and 6,984,971 shares at December 31, 2022 and 2021, respectively	84,528	84,528
Series B-1 preferred stock, \$0.001 par value per share. Authorized 1,659,672 shares; issued and outstanding 1,659,672 and 1,412,487 shares at December 31, 2022 and 2021, respectively	23,499	20,000
Series B-2 preferred stock, \$0.001 par value per share. Authorized 1,765,609 shares; issued and outstanding 706,243 and 0 shares at December 31, 2022 and 2021, respectively	—	—
Series B-3 preferred stock, \$0.001 par value per share. Authorized 8,474,924 shares; issued and outstanding 0 at shares at December 31, 2022 and 2021	—	—
<b>Total convertible preferred stock</b>	<b>\$164,006</b>	<b>\$160,507</b>

The following table summarizes activity in convertible preferred stock in the nine months ended September 30, 2023, and 2022.

Series	Balance at December 31, 2022	Issuances	Retirements / Conversions	Balance at September 30, 2023
Series A-1	\$ 6,065	\$ —	\$ (6,065)	\$ —
Series A-2	8,976	—	(8,976)	—
Series A-3	10,611	—	(10,611)	—
Series A-4	1,993	—	(1,993)	—
Series A-5	12,858	—	(12,858)	—
Series A-6	15,476	—	(15,476)	—
Series B	84,528	109	(84,637)	—
Series B-1	23,499	1	(23,500)	—
Series B-2	—	—	—	—
Series B-3	—	39,858	(39,858)	—
Total convertible preferred stock	\$ 164,006	\$39,968	\$ (203,974)	\$ —

Series	Balance at December 31, 2021	Issuances	Balance at September 30, 2022
Series A-1	\$ 6,065	\$ —	\$ 6,065
Series A-2	8,976	—	8,976
Series A-3	10,611	—	10,611
Series A-4	1,993	—	1,993
Series A-5	12,858	—	12,858
Series A-6	15,476	—	15,476
Series B	84,528	—	84,528
Series B-1	20,000	3,499	23,499
Total convertible preferred stock	\$ 160,507	\$ 3,499	\$ 164,006

[MedTech Acquisition Corp Schedule of Class A common stock subject to possible redemption reflected in the balance sheets reconciled](#)

[Schedule of basic and diluted net \(loss\) income per common stock](#)

Class A common stock subject to possible redemption, January 1, 2021	\$ 250,000,000
Plus:	
Accretion of carrying value to redemption value	
<b>Class A common stock subject to possible redemption, December 31, 2021</b>	<b>250,000,000</b>
Less:	
Redemptions of Class A common stock	(232,371,273)
Plus:	
Accretion of carrying value to redemption value	2,093,167
Extension Deposit	78,136
<b>Class A common stock subject to possible redemption, December 31, 2022</b>	<b>\$ 19,800,030</b>

The following table reflects the calculation of basic and diluted net income per common stock (in dollars, except share and per share amounts):

	For the Year Ended December 31,			
	2022		2021	
	Class A	Class B	Class A	Class B
<i>Basic and diluted net income per share of common stock</i>				
Numerator:				
Allocation of net income	\$ 4,369,839	\$1,169,240	\$ 3,813,826	\$ 953,457
Denominator:				
Basic and diluted weighted average shares outstanding	23,358,326	6,250,000	25,000,000	6,250,000
<b>Basic and diluted net income per share of</b>	<b>\$ 0.19</b>	<b>\$ 0.19</b>	<b>\$ 0.15</b>	<b>\$ 0.15</b>

**common  
stock**

## INCOME TAX (Tables)

**12 Months Ended**  
**Dec. 31, 2022**

### INCOME TAX

#### Schedule of company's net deferred tax

The income tax effects of temporary differences that give rise to significant portions of the deferred income tax assets and liabilities at December 31, 2022 and 2021, are presented below:

	<u>2022</u>	<u>2021</u>
Deferred tax assets:		
NOL carryforwards	\$ 30,421	\$ 27,002
Fixed assets and intangibles	2,371	2,306
Accruals	815	108
Inventory	76	229
Other	87	—
Capitalized R&D expenses	4,613	—
Stock-based compensation expense	76	63
Total deferred income tax assets	<u>38,459</u>	<u>29,708</u>
Deferred tax liabilities:		
Prepaid expenses	<u>(101)</u>	<u>(78)</u>
Total deferred income tax assets and liabilities	38,358	29,630
Less: valuation allowance	<u>(38,358)</u>	<u>(29,630)</u>
Net deferred income tax assets and liabilities	<u>\$ —</u>	<u>\$ —</u>

#### Schedule of income tax provision

The income tax expenses (benefits) from continuing operations for the years ended December 31, 2022 and 2021, are summarized as follows:

	<u>2022</u>	<u>2021</u>
Federal:		
Current	\$ —	\$ —
Deferred	<u>—</u>	<u>—</u>
State:		
Current	<u>9</u>	<u>3</u>
Deferred	<u>—</u>	<u>—</u>
Total	<u>\$ 9</u>	<u>\$ 3</u>

#### Schedule of reconciliation of the federal income tax rate to the company's effective tax rate

The provision for income taxes differs from income taxes computed at the federal statutory tax rates for the years ended December 31, 2022 and 2021, due to the following items:

	<u>2022</u>	<u>2021</u>
Statutory rate	21.0 %	21.0 %
State and local taxes	2.0	2.5
Change in valuation allowance	(19.0)	(20.0)
Other	1.0	(0.1)
Permanent differences	<u>(5.0)</u>	<u>(3.4)</u>
	<u>— %</u>	<u>— %</u>

#### MedTech Acquisition Corp

### INCOME TAX

#### Schedule of company's net deferred tax

	<u>December 31,</u> <u>2022</u>	<u>December 31,</u> <u>2021</u>
Deferred tax assets		

Net operating loss carryforward	\$	—	\$	40,819
Organizational costs/start-up expenses		1,160,666		606,383
Total deferred tax assets		1,160,666		647,202
Valuation allowance		(1,160,666)		(647,202)
Deferred tax assets, net of allowance	\$	—	\$	—

[Schedule of income tax provision](#)

	For the Year Ended December 31,	
	2022	2021
Federal		
Current	\$ 570,854	\$ —
Deferred	(513,464)	(625,111)
State and Local		
Current	—	—
Deferred	—	—
Change in valuation allowance	513,464	625,111
Income tax provision	\$ 570,854	\$ —

[Schedule of reconciliation of the federal income tax rate to the company's effective tax rate](#)

	December 31, 2022	December 31, 2021
Statutory federal income tax rate	21.0 %	21.0 %
State taxes, net of federal tax benefit	0.0 %	0.0 %
Change in fair value of warrant liabilities	(20.1)%	(34.1)%
Change in valuation allowance	8.4 %	13.1 %
Income tax provision	9.3 %	(0.0)%

**FAIR VALUE  
MEASUREMENTS (Tables)**  
**FAIR VALUE  
MEASUREMENTS**

**9 Months Ended  
Sep. 30, 2023**

[Schedule of key inputs into the monte carlo simulation for the private placement warrants](#)  
[Schedule of changes in the level 3 fair value of warrant liabilities](#)

Assumptions used in the valuation are described below: The fair value of the Series B-2 Tranche Liability was determined using a Binomial Tranche Model. Both models incorporated the following assumptions for the respective valuation dates:

The following tables summarize the changes in fair value of our outstanding earnout liability in the nine months ended September 30, 2023. The warrant and earnout liability were not present in the nine months ended September 30, 2022.

Level 3 Liabilities	Fair Value at December 31, 2022	Change in Unrealized (Gains) Losses	Issuances (Settlements)	Net Transfer In (Out) of Level 3
Contingent earnout liability	\$ —	\$ (19,904)	\$ 28,927	\$ —

The following tables summarize the changes in fair value of our outstanding warrant and tranche liabilities measured using Level 3 inputs in the nine months ended September 30, 2023 and 2022:

Level 3 Liabilities	Fair Value at December 31, 2021	Change in Unrealized (Gains) Losses	Issuances (Settlements)	Net Transfer In (Out) of Level 3
Warrant liability	\$ 391	\$ (19)	\$ —	\$ —

Level 3 Liabilities	Fair Value at December 31, 2022	Change in Unrealized (Gains) Losses	Issuances (Settlements)	Net Transfer In (Out) of Level 3
Warrant liability	\$ 369	\$ —	\$ (369)	\$ —
Series B-2 tranche liabilities	\$ 4,702	\$ (3,200)	\$ (1,502)	\$ —
Series B-3 Warrant liabilities	\$ 15,819	\$ (311)	\$ (15,508) <sup>(1)</sup>	\$ —

(1) This amount includes settlements of \$25,409, and final net exercise of \$4,800, transferred to convertible preferred stock, offset by issuances of \$14,701

[MedTech Acquisition Corp](#)  
**FAIR VALUE  
MEASUREMENTS**  
[Schedule of company's assets that are measured at fair value on a recurring basis](#)

[Schedule of key inputs into the monte carlo simulation for the private placement warrants](#)

[Schedule of changes in the level 3 fair value of warrant liabilities](#)

DESCRIPTION OF ORGANIZATION AND BUSINESS OPERATIONS (Details) - MedTech Acquisition Corp	12 Months Ended	
	Dec. 22, 2020 USD (\$) \$ / shares shares	Dec. 31, 2022 USD (\$) item \$ / shares

### DESCRIPTION OF ORGANIZATION AND BUSINESS OPERATIONS

<u>Condition for future business combination number of businesses minimum   item</u>		1	
<u>Purchase price, per unit   \$ / shares</u>		\$ 10.00	
<u>Transaction costs</u>	\$	14,161,525	
<u>Underwriting fees</u>		5,000,000	
<u>Deferred underwriting fee payable</u>	8,750,000	\$ 8,750,000	\$ 8,750,000
<u>Other offering costs</u>	\$	411,525	
<u>Condition for future business combination use of proceeds percentage</u>		80	
<u>Condition for future business combination threshold percentage ownership</u>		50	
<u>Condition for future business combination threshold net tangible assets</u>		\$ 5,000,001	
<u>Redemption period upon closure</u>		10 days	
<u>Redemption limit percentage without prior consent</u>		15	
<u>Obligation to redeem public shares if entity does not complete a business combination (as a percent)</u>		100.00%	
<u>Maximum allowed dissolution expenses</u>		\$ 100,000	

### Initial Public Offering

### DESCRIPTION OF ORGANIZATION AND BUSINESS OPERATIONS

<u>Sale of units, net of underwriting discounts (in shares)   shares</u>	25,000,000
<u>Purchase price, per unit   \$ / shares</u>	\$ 10.00
<u>Proceeds from issuance initial public offering</u>	\$ 250,000,000
<u>Payments for investment of cash in trust account</u>	\$ 250,000,000

### Private Placement | Private Placement Warrants

### DESCRIPTION OF ORGANIZATION AND BUSINESS OPERATIONS

<u>Sale of private placement warrants (in shares)   shares</u>	4,933,333
<u>Price of warrant   \$ / shares</u>	\$ 1.50
<u>Proceeds from sale of private placements warrants</u>	\$ 7,400,000

### Over-allotment option

### DESCRIPTION OF ORGANIZATION AND BUSINESS OPERATIONS

<u>Sale of units, net of underwriting discounts (in shares)   shares</u>	3,000,000
--	-----------

Purchase price, per unit | \$ / shares

\$ 10.00



DESCRIPTION OF ORGANIZATION AND BUSINESS OPERATIONS - Liquidity (Details) - USD (\$)	12 Months Ended					Jan. 28, 2022	Dec. 31, 2021
	Dec. 30, 2021	Dec. 31, 2022	Sep. 30, 2023	Dec. 16, 2022	May 24, 2022		
<b><u>DESCRIPTION OF ORGANIZATION AND BUSINESS OPERATIONS</u></b>							
<u>Cash</u>	\$	\$				\$	\$
	9,414,000	21,383,000					30,301,000
<u>MedTech Acquisition Corp</u>							
<b><u>DESCRIPTION OF ORGANIZATION AND BUSINESS OPERATIONS</u></b>							
<u>Operating bank accounts</u>		153,563					
<u>Cash</u>		153,563					200,884
<u>Working capital</u>		\$					
		2,114,252					
<u>Maximum borrowing capacity of related party promissory note</u>				\$ 468,821			
<u>Share price</u>	\$ 0.04						
<u>Amount of convertible promissory note</u>					\$	1,500,000	
<u>Convertible promissory note outstanding</u>	\$	1,341,000					0
<u>Percentage of transactional fee paid</u>	50.00%						
<u>Aggregate principal amount</u>					\$	1,500,000	
<u>Percentage of amount deposited in trust account</u>	50.00%						
<u>MedTech Acquisition Corp   2022 Promissory Note</u>							
<b><u>DESCRIPTION OF ORGANIZATION AND BUSINESS OPERATIONS</u></b>							
<u>Borrowed aggregate principal amount</u>				1,000,000			
<u>MedTech Acquisition Corp   Promissory Note - Related Party</u>							
<b><u>DESCRIPTION OF ORGANIZATION AND BUSINESS OPERATIONS</u></b>							
<u>Maximum borrowing capacity of related party promissory note</u>	\$	544,000					
<u>MedTech Acquisition Corp   Promissory Note - Related Party   2022 Promissory Note</u>							
<b><u>DESCRIPTION OF ORGANIZATION AND BUSINESS OPERATIONS</u></b>							

<u>Borrowed aggregate principal amount</u>		1,000,000	
<u>MedTech Acquisition Corp   Related party</u>			
<b><u>DESCRIPTION OF ORGANIZATION AND BUSINESS OPERATIONS</u></b>			
<u>Outstanding amount</u>	\$ 39,068		0
<u>MedTech Acquisition Corp   Sponsor</u>			
<b><u>DESCRIPTION OF ORGANIZATION AND BUSINESS OPERATIONS</u></b>			
<u>Due to the Sponsor for certain reimbursable expenses</u>	27,854		
<u>MedTech Acquisition Corp   Sponsor   Promissory Note - Related Party</u>			
<b><u>DESCRIPTION OF ORGANIZATION AND BUSINESS OPERATIONS</u></b>			
<u>Maximum borrowing capacity of related party promissory note</u>		468,821	
<u>Outstanding amount</u>	544,000		544,000
<u>Borrowed aggregate principal amount</u>		\$ 468,821	
<u>MedTech Acquisition Corp   Sponsor   Promissory Note - Related Party   2021 Promissory Note</u>			
<b><u>DESCRIPTION OF ORGANIZATION AND BUSINESS OPERATIONS</u></b>			
<u>Due to the Sponsor for certain reimbursable expenses</u>	\$ 544,000		
<u>MedTech Acquisition Corp   Sponsor   Promissory Note - Related Party   2022 Promissory Note</u>			
<b><u>DESCRIPTION OF ORGANIZATION AND BUSINESS OPERATIONS</u></b>			
<u>Outstanding amount</u>	\$ 400,000		\$ 0
<u>Borrowed aggregate principal amount</u>			\$ 400,000

**SUMMARY OF  
SIGNIFICANT  
ACCOUNTING POLICIES  
(Details) - USD (\$)**

	<b>9 Months Ended</b>		<b>12 Months Ended</b>			
	<b>Dec. 12, 2022</b>	<b>Dec. 22, 2020</b>	<b>Sep. 30, 2023</b>	<b>Sep. 30, 2022</b>	<b>Dec. 31, 2022</b>	<b>Dec. 31, 2021</b>
<b><u>SUMMARY OF SIGNIFICANT ACCOUNTING POLICIES</u></b>						
<u>Offering costs</u>					\$ 0	\$ 242,000
<u>Income tax provision</u>			0.00%			
<u>Statutory tax rate</u>					21.00%	21.00%
<u>Unrecognized tax benefits</u>					\$ 0	\$ 0
<u>Anti-dilutive securities attributable to warrants (in shares)</u>			21,097,831	13,381,126	16,879,990	12,731,606

MedTech Acquisition Corp

**SUMMARY OF SIGNIFICANT  
ACCOUNTING POLICIES**

<u>Cash</u>					\$ 153,563	\$ 200,884
<u>Cash equivalents</u>					0	\$ 0
<u>Accretion of carrying value to redemption value</u>					\$	2,171,303
<u>Number of public shares held</u>	23,046,578					
<u>Amount removed from trust account</u>	\$					
	232,370,000					
<u>Per share removal from trust account</u>	\$ 10.08					
<u>Remaining amount held in the trust account</u>	\$					
	19,700,000					
<u>Shares outstanding</u>					1,953,422	
<u>Deposited into trust account</u>					\$ 78,137	
<u>Percent of deposits funded by TriSalus</u>					50.00%	
<u>Income tax provision</u>					9.34%	0.00%
<u>Statutory tax rate</u>					21.00%	21.00%
<u>Unrecognized tax benefits</u>					\$ 0	\$ 0
<u>Unrecognized tax benefits accrued for interest and penalties</u>					\$ 0	\$ 0
<u>Offering costs</u>		\$				
		14,161,525				

MedTech Acquisition Corp | Extension Note

**SUMMARY OF SIGNIFICANT  
ACCOUNTING POLICIES**

<u>Percent of deposits drawn down</u>					50.00%	
<u>MedTech Acquisition Corp   Initial Public Offering</u>						

**SUMMARY OF SIGNIFICANT  
ACCOUNTING POLICIES**

<u>Offering costs related to IPO</u>	13,638,664					
--------------------------------------	------------	--	--	--	--	--

[MedTech Acquisition Corp | Class A  
Common Stock](#)

**SUMMARY OF SIGNIFICANT  
ACCOUNTING POLICIES**

[Anti-dilutive securities attributable to  
warrants \(in shares\)](#)

13,266,666

[MedTech Acquisition Corp | Class A  
common stock subject to possible  
redemption](#)

**SUMMARY OF SIGNIFICANT  
ACCOUNTING POLICIES**

[Accretion of carrying value to redemption  
value](#)

\$  
(2,093,167)

[Redemption price per share](#)

\$ 10.14    \$ 10.00

[Number of shares subject to redemption](#)

1,953,422    25,000,000

[MedTech Acquisition Corp | Public  
Warrants](#)

**SUMMARY OF SIGNIFICANT  
ACCOUNTING POLICIES**

[Offering costs](#)

514,106

[MedTech Acquisition Corp | Private  
Placement Warrants](#)

**SUMMARY OF SIGNIFICANT  
ACCOUNTING POLICIES**

[Offering costs](#)

\$ 8,755

**SUMMARY OF  
SIGNIFICANT  
ACCOUNTING POLICIES**

**12 Months Ended**

**- Class A common stock  
subject to possible  
redemption reflected in the  
balance sheets reconciled  
(Details)**

**Dec. 31, 2022  
USD (\$)**

**SUMMARY OF SIGNIFICANT ACCOUNTING POLICIES**

<u>Convertible preferred stock, beginning balance</u>	\$ 160,507,000
<u>Convertible preferred stock, ending balance</u>	164,006,000

MedTech Acquisition Corp

**SUMMARY OF SIGNIFICANT ACCOUNTING POLICIES**

<u>Redemptions of Class A common stock</u>	(232,371,273)
<u>Accretion of carrying value to redemption value</u>	2,171,303

MedTech Acquisition Corp | Class A common stock subject to possible redemption

**SUMMARY OF SIGNIFICANT ACCOUNTING POLICIES**

<u>Convertible preferred stock, beginning balance</u>	250,000,000
<u>Redemptions of Class A common stock</u>	(232,371,273)
<u>Accretion of carrying value to redemption value</u>	(2,093,167)
<u>Extension Deposit</u>	78,136
<u>Convertible preferred stock, ending balance</u>	\$ 19,800,030

SUMMARY OF SIGNIFICANT ACCOUNTING POLICIES - Calculation of basic and diluted net (loss) income per common stock (Details) - USD (\$)	3 Months Ended		9 Months Ended		12 Months Ended	
	Sep. 30, 2023	Sep. 30, 2022	Sep. 30, 2023	Sep. 30, 2022	Dec. 31, 2022	Dec. 31, 2021
<b>Numerator:</b>						
<u>Allocation of net (loss) income</u>	\$ (1,744,000)	\$ (8,093,000)	\$ (26,968,000)	\$ (24,645,000)	\$ (50,016,000)	\$ (28,845,000)
<b>Denominator:</b>						
<u>Weighted average shares outstanding, basic</u>	13,173,422	311,823	4,749,849	299,936	309,609	219,100
<u>Weighted average shares outstanding, diluted</u>	13,173,422	311,823	4,749,849	299,936	309,609	219,100
<u>Basic net (loss) income per share</u>	\$ (0.13)	\$ (25.95)	\$ (5.68)	\$ (82.17)	\$ (161.55)	\$ (131.65)
<u>Diluted net (loss) income per share</u>	\$ (0.13)	\$ (25.95)	\$ (5.68)	\$ (82.17)	\$ (161.55)	\$ (131.65)
<u>MedTech Acquisition Corp   Class A Common Stock</u>						
<b>Numerator:</b>						
<u>Allocation of net (loss) income</u>					\$ 4,369,839	\$ 3,813,826
<b>Denominator:</b>						
<u>Weighted average shares outstanding, basic</u>					23,358,326	25,000,000
<u>Weighted average shares outstanding, diluted</u>					23,358,326	25,000,000
<u>Basic net (loss) income per share</u>					\$ 0.19	\$ 0.15
<u>Diluted net (loss) income per share</u>					\$ 0.19	\$ 0.15
<u>MedTech Acquisition Corp   Class B Common Stock</u>						
<b>Numerator:</b>						
<u>Allocation of net (loss) income</u>					\$ 1,169,240	\$ 953,457
<b>Denominator:</b>						
<u>Weighted average shares outstanding, basic</u>					6,250,000	6,250,000
<u>Weighted average shares outstanding, diluted</u>					6,250,000	6,250,000
<u>Basic net (loss) income per share</u>					\$ 0.19	\$ 0.15
<u>Diluted net (loss) income per share</u>					\$ 0.19	\$ 0.15

<b>PUBLIC OFFERING (Details) - \$ / shares</b>	<b>Dec. 22, 2020</b>	<b>Aug. 10, 2023</b>	<b>Dec. 31, 2022</b>
<b><u>PUBLIC OFFERING</u></b>			
<u>Exercise price of warrants</u>		\$ 11.50	
<u>Public Warrants</u>			
<b><u>PUBLIC OFFERING</u></b>			
<u>Exercise price of warrants</u>		\$ 11.50	
<u>MedTech Acquisition Corp</u>			
<b><u>PUBLIC OFFERING</u></b>			
<u>Purchase price, per unit</u>			\$ 10.00
<u>Warrant in each unit (as percent)</u>	0.33%		
<u>MedTech Acquisition Corp   Class A Common Stock</u>			
<b><u>PUBLIC OFFERING</u></b>			
<u>Number of shares issuable per warrant</u>	1		
<u>MedTech Acquisition Corp   Public Warrants   Class A Common Stock</u>			
<b><u>PUBLIC OFFERING</u></b>			
<u>Number of shares in a unit</u>	1		
<u>MedTech Acquisition Corp   Initial Public Offering</u>			
<b><u>PUBLIC OFFERING</u></b>			
<u>Number of units sold</u>	25,000,000		
<u>Purchase price, per unit</u>	\$ 10.00		
<u>MedTech Acquisition Corp   Initial Public Offering   Public Warrants</u>			
<b><u>PUBLIC OFFERING</u></b>			
<u>Exercise price of warrants</u>	\$ 11.50		
<u>MedTech Acquisition Corp   Over-allotment option</u>			
<b><u>PUBLIC OFFERING</u></b>			
<u>Number of units sold</u>	3,000,000		
<u>Purchase price, per unit</u>	\$ 10.00		

**PRIVATE PLACEMENT**  
**(Details) - USD (\$)**

**Dec. 22, 2020 Aug. 10, 2023**

**PRIVATE PLACEMENT**

Exercise price of warrants \$ 11.50

MedTech Acquisition Corp | Private Placement

**PRIVATE PLACEMENT**

Exercise price of warrants \$ 11.50

MedTech Acquisition Corp | Private Placement | Private Placement Warrants

**PRIVATE PLACEMENT**

Sale of private placement warrants (in shares) 4,933,333

Price of warrants \$ 1.50

Proceeds from sale of private placements warrants \$ 7,400,000

Number of shares issuable per warrant 1



**RELATED PARTY  
TRANSACTIONS - Founder  
Shares (Details)**

	<b>1 Months Ended</b>	<b>3 Months Ended</b>	<b>9 Months Ended</b>	<b>12 Months Ended</b>
	<b>Sep. 11, 2020</b>	<b>Dec. 31, 2020</b>	<b>Sep. 30, 2023</b>	<b>Dec. 31, 2022</b>
	<b>USD (\$) shares</b>	<b>shares</b>	<b>USD (\$)</b>	<b>\$/ shares</b>

**RELATED PARTY TRANSACTIONS**

Issuance of stock | \$

\$            \$  
34,151,000 551,000

MedTech Acquisition Corp | Founder Shares | Sponsor | Class B  
Common Stock

**RELATED PARTY TRANSACTIONS**

Issuance of preferred stock with PIPE financing (in shares)

5,750,000

Issuance of stock | \$

\$ 25,000

Share dividend

0.1

Aggregate number of shares owned

6,325,000

Restrictions on transfer period of time after business  
combination completion

1 year

Stock price trigger to transfer, assign or sell any shares or  
warrants of the company, after the completion of the initial  
business combination (in dollars per share) | \$ / shares

\$ 12.00

Threshold trading days for transfer, assign or sale of shares or  
warrants, after the completion of the initial business  
combination | D

20

Threshold consecutive trading days for transfer, assign or sale  
of shares or warrants, after the completion of the initial  
business combination | D

30

Threshold period after the business combination in which the  
20 trading days within any 30 trading day period commences

150  
days

MedTech Acquisition Corp | Founder Shares | Sponsor | Class B  
Common Stock | Over-allotment option

**RELATED PARTY TRANSACTIONS**

Shares subject to forfeiture

75,000

Shares no longer subject to forfeiture

0

RELATED PARTY TRANSACTIONS (Details) - MedTech Acquisition Corp - USD (\$)	12 Months Ended		Dec. 30, 2023	Dec. 16, 2022	May 24, 2022	Jan. 28, 2022	Dec. 30, 2021
	Dec. 22, 2020	Dec. 31, 2022					
<b><u>RELATED PARTY TRANSACTIONS</u></b>							
<u>Maximum borrowing capacity of related party promissory note</u>				\$ 468,821			
<u>Aggregate principal amount</u>				\$	1,500,000		
<u>2022 Promissory Note</u>							
<b><u>RELATED PARTY TRANSACTIONS</u></b>							
<u>Borrowed aggregate principal amount</u>				1,000,000			
<u>Related party</u>							
<b><u>RELATED PARTY TRANSACTIONS</u></b>							
<u>Outstanding amount</u>		\$ 39,068	\$ 0				
<u>Working capital loans warrant</u>							
<b><u>RELATED PARTY TRANSACTIONS</u></b>							
<u>Expenses incurred</u>		1,341,000	0				
<u>Price of warrant</u>				\$ 1.50			
<u>Working capital loans warrant   Related party</u>							
<b><u>RELATED PARTY TRANSACTIONS</u></b>							
<u>Outstanding amount</u>		0	0				
<u>Promissory Note - Related Party</u>							
<b><u>RELATED PARTY TRANSACTIONS</u></b>							
<u>Maximum borrowing capacity of related party promissory note</u>						\$	544,000
<u>Promissory Note - Related Party   2022 Promissory Note</u>							
<b><u>RELATED PARTY TRANSACTIONS</u></b>							
<u>Borrowed aggregate principal amount</u>				1,000,000			
<u>Promissory Note - Related Party   Sponsor</u>							
<b><u>RELATED PARTY TRANSACTIONS</u></b>							
<u>Maximum borrowing capacity of related party promissory note</u>				468,821			

<u>Borrowed aggregate principal amount</u>			\$ 468,821
<u>Outstanding amount</u>	544,000	544,000	
<u>Promissory Note - Related Party   Sponsor   2022 Promissory Note</u>			
<b><u>RELATED PARTY TRANSACTIONS</u></b>			
<u>Borrowed aggregate principal amount</u>			\$ 400,000
<u>Outstanding amount</u>	400,000	0	
<u>Related Party Loans   Sponsor   Maximum</u>			
<b><u>RELATED PARTY TRANSACTIONS</u></b>			
<u>Aggregate principal amount</u>			\$ 1,500,000
<u>Related Party Loans   Working capital loans warrant</u>			
<b><u>RELATED PARTY TRANSACTIONS</u></b>			
<u>Loan conversion agreement warrant</u>	\$ 1,500,000		
<u>Price of warrant</u>	\$ 1.50		
<u>Administrative Services Agreement</u>			
<b><u>RELATED PARTY TRANSACTIONS</u></b>			
<u>Expenses per month</u>	\$ 10,000		
<u>Expenses incurred</u>	\$ 120,000	120,000	
<u>Administrative Services Agreement   Accrued expenses</u>			
<b><u>RELATED PARTY TRANSACTIONS</u></b>			
<u>Expenses incurred</u>	\$ 240,000	\$ 120,000	

COMMITMENTS AND CONTINGENCIES (Details)	12 Months Ended		
	Dec. 31, 2022	Sep. 30, 2023	Dec. 31, 2021
	USD (\$)	\$ / shares	\$ / shares
	D	shares	shares
	item		
	\$ / shares		
	shares		
<b>COMMITMENTS AND CONTINGENCIES</b>			
<a href="#">Common stock, par value (in dollars per share)   \$ / shares</a>	\$ 0.0001	\$ 0.0001	\$ 0.0001
<a href="#">Preferred Stock, Shares Authorized   shares</a>		10,000,000	
<a href="#">Preferred stock, par value (in dollars per share)   \$ / shares</a>		\$ 0.0001	
<a href="#">MedTech Acquisition Corp</a>			
<b>COMMITMENTS AND CONTINGENCIES</b>			
<a href="#">Maximum number of demands for registration of securities   item</a>	3		
<a href="#">Legal fees</a>	\$ 508,525		
<a href="#">Investment advisory fees</a>	400,000		
<a href="#">Legal fees upon merger</a>	479,262		
<a href="#">Business combination related costs</a>	\$ 40,000,000		
<a href="#">Number of trading   D</a>	30		
<a href="#">Period of stockholder approval after delivering business combination</a>	25 days		
<a href="#">Preferred Stock, Shares Authorized   shares</a>	1,000,000		1,000,000
<a href="#">Preferred stock, par value (in dollars per share)   \$ / shares</a>	\$ 0.0001		\$ 0.0001
<a href="#">Purchase price, per unit   \$ / shares</a>	\$ 10.00		
<a href="#">MedTech Acquisition Corp   Raymond James Agreements</a>			
<b>COMMITMENTS AND CONTINGENCIES</b>			
<a href="#">Deferred underwriting fees upon consummation of business combination</a>	\$ 8,750,000		
<a href="#">MedTech Acquisition Corp   MTAC Class A Common Stock</a>			
<b>COMMITMENTS AND CONTINGENCIES</b>			
<a href="#">Business combinations of warrant to purchase</a>	0.33%		
<a href="#">Number of holdings   shares</a>	1		
<a href="#">MedTech Acquisition Corp   Maximum   Raymond James Agreements</a>			
<b>COMMITMENTS AND CONTINGENCIES</b>			
<a href="#">Aggregate fees received</a>	\$ 4,500,000		
<a href="#">MedTech Acquisition Corp   Minimum   Raymond James Agreements</a>			
<b>COMMITMENTS AND CONTINGENCIES</b>			
<a href="#">Aggregate fees received</a>	3,000,000		
<a href="#">MedTech Acquisition Corp   TriSalus</a>			
<b>COMMITMENTS AND CONTINGENCIES</b>			
<a href="#">Consideration payable</a>	\$ 220,000,000		

<u>Common stock, par value (in dollars per share)   \$ / shares</u>	\$ 0.0001
<u>Share price   \$ / shares</u>	\$ 10.00

**STOCKHOLDERS'**  
**DEFICIT - Preferred Stock**  
**(Details) - \$ / shares**

**Sep. 30, 2023 Dec. 31, 2022 Dec. 31, 2021**

**Class of Stock [Line Items]**

<u>Preferred stock, shares authorized</u>	10,000,000		
<u>Preferred stock, par value (in dollars per share)</u>	\$ 0.0001		
<u>Preferred stock, shares issued</u>	4,015,002		
<u>Preferred stock, shares outstanding</u>	4,015,002		

MedTech Acquisition Corp

**Class of Stock [Line Items]**

<u>Preferred stock, shares authorized</u>	1,000,000	1,000,000
<u>Preferred stock, par value (in dollars per share)</u>	\$ 0.0001	\$ 0.0001
<u>Preferred stock, shares issued</u>	0	0
<u>Preferred stock, shares outstanding</u>	0	0

STOCKHOLDERS' DEFICIT - Common Stock (Details)	12 Months Ended			
	Dec. 31, 2022 Vote \$/ shares shares	Sep. 30, 2023 \$/ shares shares	Aug. 10, 2023 shares	Dec. 31, 2021 \$/ shares shares
<b><u>STOCKHOLDERS' DEFICIT</u></b>				
<u>Common stock, shares authorized</u>	30,898,162	400,000,000		15,696,266
<u>Common stock, par value (in dollars per share)   \$ / shares</u>	\$ 0.0001	\$ 0.0001		\$ 0.0001
<u>Common stock, shares issued</u>	347,926	26,316,681		264,977
<u>Common stock, shares outstanding</u>	347,926	26,316,681	26,316,681	264,977
<u>MedTech Acquisition Corp   Class A Common Stock</u>				
<b><u>STOCKHOLDERS' DEFICIT</u></b>				
<u>Common stock, shares authorized</u>	100,000,000			100,000,000
<u>Common stock, par value (in dollars per share)   \$ / shares</u>	\$ 0.0001			\$ 0.0001
<u>Common stock, votes per share   Vote</u>	1			
<u>Common stock, shares issued</u>	0			0
<u>Common stock, shares outstanding</u>	0			0
<u>MedTech Acquisition Corp   Class A common stock subject to possible redemption</u>				
<b><u>STOCKHOLDERS' DEFICIT</u></b>				
<u>Number of shares subject to redemption</u>	1,953,422			25,000,000
<u>MedTech Acquisition Corp   Class B Common Stock</u>				
<b><u>STOCKHOLDERS' DEFICIT</u></b>				
<u>Common stock, shares authorized</u>	10,000,000			10,000,000
<u>Common stock, par value (in dollars per share)   \$ / shares</u>	\$ 0.0001			\$ 0.0001
<u>Common stock, votes per share   Vote</u>	1			
<u>Common stock, shares issued</u>	6,250,000			6,250,000
<u>Common stock, shares outstanding</u>	6,250,000			6,250,000
<u>Number of Class A common stock issued upon conversion of each share (in shares)</u>	1			
<u>Ratio to be applied to the stock in the conversion</u>	20			

<b>WARRANT LIABILITIES (Details)</b>	<b>12 Months Ended Dec. 31, 2022 USD (\$) D \$ / shares shares</b>	<b>Sep. 30, 2023 shares</b>	<b>Aug. 10, 2023 shares</b>	<b>Dec. 31, 2021 USD (\$) shares</b>
<b><u>WARRANT LIABILITIES</u></b>				
<a href="#">Public warrants expiration term</a>	10 years			
<a href="#">Warrants outstanding   shares</a>	2,871,084	14,266,605	14,266,605	
<a href="#">Public Warrants</a>				
<b><u>WARRANT LIABILITIES</u></b>				
<a href="#">Public warrants expiration term</a>	5 years			
<a href="#">Warrants outstanding   shares</a>	8,333,272	8,333,272		
<a href="#">MedTech Acquisition Corp   Warrants</a>				
<b><u>WARRANT LIABILITIES</u></b>				
<a href="#">Maximum period after business combination in which to file registration statement</a>	15 days			
<a href="#">Period of time within which registration statement is expected to become effective</a>	60 days			
<a href="#">MedTech Acquisition Corp   Private Placement Warrants</a>				
<b><u>WARRANT LIABILITIES</u></b>				
<a href="#">Warrants outstanding   \$</a>	\$ 4,933,333			\$ 4,933,333
<a href="#">Restrictions on transfer period of time after business combination completion</a>	30 days			
<a href="#">MedTech Acquisition Corp   Public Warrants</a>				
<b><u>WARRANT LIABILITIES</u></b>				
<a href="#">Warrant exercise period condition one</a>	30 days			
<a href="#">Warrant exercise period condition two</a>	12 months			
<a href="#">Public warrants expiration term</a>	5 years			
<a href="#">Share price trigger used to measure dilution of warrants   \$ / shares</a>	\$ 9.20			
<a href="#">Percentage of gross new proceeds to total equity proceeds used to measure dilution of warrant</a>	60			
<a href="#">Trading period after business combination used to measure dilution of warrant</a>	20			
<a href="#">Warrant exercise price adjustment multiple</a>	115			
<a href="#">Warrant redemption price adjustment multiple</a>	180			
<a href="#">Warrants outstanding   shares</a>	8,333,333			8,333,333
<a href="#">MedTech Acquisition Corp   Public Warrants   Redemption of Warrants When the Price per Class A Ordinary Share Equals or Exceeds \$18.00</a>				



## WARRANT LIABILITIES

<u>Redemption price per public warrant (in dollars per share)   \$ / shares</u>	\$ 0.01
<u>Redemption period</u>	30 days
<u>Warrant redemption condition minimum share price   \$ / shares</u>	\$ 18.00
<u>Threshold trading days for redemption of public warrants</u>	20
<u>Threshold consecutive trading days for redemption of public warrants</u>	30
<u>Threshold number of business days before sending notice of redemption to warrant holders</u>	3

**INCOME TAX - Deferred  
tax assets (Details) - USD (\$)**

**Dec. 31, 2022 Dec. 31, 2021**

**Deferred tax assets**

<u>Net operating loss carryforward</u>	\$ 30,421,000	\$ 27,002,000
<u>Total deferred tax assets</u>	38,459,000	29,708,000
<u>Deferred tax assets, net of allowance</u>	(38,358,000)	(29,630,000)

**MedTech Acquisition Corp**

**Deferred tax assets**

<u>Net operating loss carryforward</u>	0	40,819
<u>Organizational costs/start-up expenses</u>	1,160,666	606,383
<u>Total deferred tax assets</u>	1,160,666	647,202
<u>Valuation allowance</u>	(1,160,666)	(647,202)
<u>Deferred tax assets, net of allowance</u>	\$ 0	\$ 0

**INCOME TAX - Income tax provision (Details) - USD (\$)**

	<b>9 Months Ended</b>		<b>12 Months Ended</b>	
	<b>Sep. 30, 2023</b>	<b>Sep. 30, 2022</b>	<b>Dec. 31, 2022</b>	<b>Dec. 31, 2021</b>

**State and Local**

<u>Current</u>			\$ 9,000	\$ 3,000
----------------	--	--	----------	----------

<u>Income tax provision</u>	\$ 8,000	\$ 3,000	9,000	3,000
-----------------------------	----------	----------	-------	-------

MedTech Acquisition Corp

**Federal**

<u>Current</u>			570,854	0
----------------	--	--	---------	---

<u>Deferred</u>			(513,464)	(625,111)
-----------------	--	--	-----------	-----------

**State and Local**

<u>Change in valuation allowance</u>			513,464	625,111
--------------------------------------	--	--	---------	---------

<u>Income tax provision</u>			570,854	
-----------------------------	--	--	---------	--

<u>Net operating loss carryover</u>			\$ 0	\$ 194,000
-------------------------------------	--	--	------	------------

**INCOME TAX -  
Reconciliation of the federal  
income tax (Details)**

**9 Months Ended      12 Months Ended**  
**Sep. 30, 2023    Dec. 31, 2022 Dec. 31, 2021**

**Effective income tax rate reconciliation, percent**

<u>Statutory federal income tax rate</u>		21.00%	21.00%
<u>State taxes, net of federal tax benefit</u>		2.00%	2.50%
<u>Change in valuation allowance</u>		(19.00%)	(20.00%)
<u>Income tax provision</u>	0.00%		
<u>MedTech Acquisition Corp</u>			

**Effective income tax rate reconciliation, percent**

<u>Statutory federal income tax rate</u>		21.00%	21.00%
<u>State taxes, net of federal tax benefit</u>		0.00%	0.00%
<u>Change in fair value of warrant liabilities</u>		(20.10%)	(34.10%)
<u>Change in valuation allowance</u>		8.40%	13.10%
<u>Income tax provision</u>		9.34%	0.00%

**FAIR VALUE  
MEASUREMENTS (Details)  
- MedTech Acquisition Corp  
- USD (\$)**

**12 Months Ended  
Dec. 31, 2022 Dec. 31, 2021**

**FAIR VALUE MEASUREMENTS**

<u>Cash held in the Trust Account</u>	\$ 153,563	\$ 200,884
<u>Assets held in Trust Account</u>	19,827,884	250,007,295
<u>Cash withdrawn of interest income from the Trust Account</u>	905,000	60,000
<u>Proceeds from trust account in connection with redemption</u>	232,371,273	
<u>U S Treasury securities</u>		

**FAIR VALUE MEASUREMENTS**

<u>Cash held in the Trust Account</u>	19,827,884	
<u>Cash withdrawn of interest income from the Trust Account</u>	905,000	60,000
<u>Proceeds from trust account in connection with redemption</u>	\$ 232,371,273	

Money market funds

**FAIR VALUE MEASUREMENTS**

<u>Assets held in Trust Account</u>	\$ 250,007,295	
-------------------------------------	----------------	--

**FAIR VALUE  
MEASUREMENTS - Assets  
and liabilities that are  
measured at fair value on a  
recurring basis (Details) -  
MedTech Acquisition Corp -  
USD (\$)**

**Dec. 31, 2022 Dec. 31, 2021**

**Assets:**

Cash and investments held in Trust Account \$ 19,827,884 \$ 250,007,295

**Liabilities:**

Warrant liabilities 1,061,334 6,898,666

Level 1 | Recurring

**Assets:**

Cash and investments held in Trust Account 19,827,884 250,007,295

Level 1 | Recurring | Public Warrants

**Liabilities:**

Warrant liabilities 666,667 4,333,333

Level 3 | Recurring | Private Placement Warrants

**Liabilities:**

Warrant liabilities \$ 394,667 \$ 2,565,333

**FAIR VALUE  
MEASUREMENTS - Monte  
Carlo Simulation for the  
Private Placement Warrants  
(Details) - MedTech  
Acquisition Corp - Level 3**

**Dec. 31, 2022    Dec. 31, 2021**  
\$ / shares      \$ / shares  
Y                    Y

Exercise price

**FAIR VALUE MEASUREMENTS**

<u>Warrants and rights outstanding measurement input</u>	11.50		11.50
--	-------	--	-------

Stock price

**FAIR VALUE MEASUREMENTS**

<u>Warrants and rights outstanding measurement input</u>	10.03		9.88
--	-------	--	------

Volatility

**FAIR VALUE MEASUREMENTS**

<u>Warrants and rights outstanding measurement input</u>	0.0640		0.0960
--	--------	--	--------

Term

**FAIR VALUE MEASUREMENTS**

<u>Warrants and rights outstanding measurement input   Y</u>	5.25		5.16
--	------	--	------

Risk-free rate

**FAIR VALUE MEASUREMENTS**

<u>Warrants and rights outstanding measurement input</u>	0.0391		0.0127
--	--------	--	--------

Estimated dividend yield

**FAIR VALUE MEASUREMENTS**

<u>Warrants and rights outstanding measurement input</u>	0.0000		0.0000
--	--------	--	--------

**FAIR VALUE  
MEASUREMENTS -  
Changes in the level 3 fair  
value of warrant liabilities  
(Details) - MedTech  
Acquisition Corp - USD (\$)**

**12 Months Ended**

**Dec. 31, 2022                  Dec. 31, 2021**

**Fair Value, liabilities measured on recurring basis, unobservable input reconciliation**

<u>Fair Value, Liability, Recurring Basis, Unobservable Input Reconciliation, Gain (Loss), Statement of Income or Comprehensive Income</u>	Change in fair value of warrant liabilities	Change in fair value of warrant liabilities
<u>Transfers in or out of Level 3 Level 3</u>	\$ 0	

**Fair Value, liabilities measured on recurring basis, unobservable input reconciliation**

<u>Change in fair value Level 3   Warrants Liabilities</u>		\$ 4,333,333
--	--	--------------

**Fair Value, liabilities measured on recurring basis, unobservable input reconciliation**

<u>Beginning balance</u>	2,565,333	14,642,666
<u>Change in fair value</u>	(2,170,666)	(7,744,000)
<u>Transfer to level 1</u>		(4,333,333)
<u>Ending balance</u>	394,667	2,565,333

Level 3 | Private Placement Warrants

**Fair Value, liabilities measured on recurring basis, unobservable input reconciliation**

<u>Beginning balance</u>	2,565,333	5,476,000
<u>Change in fair value</u>	(2,170,666)	(2,910,667)
<u>Ending balance</u>	394,667	2,565,333

Level 3 | Public Warrants

**Fair Value, liabilities measured on recurring basis, unobservable input reconciliation**

<u>Beginning balance</u>	\$ 0	9,166,666
<u>Change in fair value</u>		(4,833,333)
<u>Transfer to level 1</u>		(4,333,333)
<u>Ending balance</u>		\$ 0



**SUBSEQUENT EVENTS**  
**(Details) - MedTech**  
**Acquisition Corp - USD (\$)**

**12 Months Ended**  
**Dec. 31, 2022 Dec. 31, 2021 Feb. 08, 2023 Jan. 13, 2023**

**SUBSEQUENT EVENTS**

Additional amount drawn on Promissory Note \$ 400,000 \$ 544,000

TriSalus | Merger Agreement

**SUBSEQUENT EVENTS**

Deposited in trust account 78,136

Extension Note

**SUBSEQUENT EVENTS**

Amount drawn on Second Extension Note \$ 78,136

Subsequent Events | Convertible Promissory Note

**SUBSEQUENT EVENTS**

Amount drawn on Second Extension Note \$ 159,000

Subsequent Events | 2022 Promissory Note III

**SUBSEQUENT EVENTS**

Amount drawn on Second Extension Note \$ 200,000 \$ 215,222

**Condensed Consolidated  
Balance Sheets - USD (\$)  
\$ in Thousands**

**Sep. 30, Dec. 31,  
2023 2022**

**Current assets:**

<u>Cash and cash equivalents</u>	\$ 21,383	\$ 9,414
<u>Accounts receivable</u>	3,052	1,557
<u>Inventory, net</u>	1,629	1,471
<u>Prepaid expenses</u>	2,977	4,772
<u>Total current assets</u>	29,041	17,214
<u>Property and equipment, net</u>	1,897	2,231
<u>Right-of-use assets</u>	1,252	1,381
<u>Intangible assets, net</u>	997	802
<u>Other assets</u>	367	367
<u>Total assets</u>	33,554	21,995

**Current liabilities:**

<u>Trade payables</u>	1,899	4,947
<u>Accrued liabilities</u>	6,600	6,377
<u>Short-term lease liabilities</u>	379	370
<u>Other current liabilities</u>	427	142
<u>Total current liabilities</u>	9,305	32,357
<u>Long-term lease liabilities</u>	1,318	1,593
<u>Total liabilities</u>	25,067	34,319
<u>Convertible preferred stock</u>		164,006

**Stockholders' equity (deficit):**

<u>Preferred stock, Series A, \$0.0001 par value per share, \$10.00 liquidation value per share. Authorized 10,000,000 and 0 shares at September 30, 2023, and December 31, 2022, respectively; issued and outstanding, 4,015,002 and 0 shares at September 30, 2023, and December 31, 2022, respectively</u>	1	
<u>Common stock, \$0.0001 par value per share. Authorized 400,000,000 and 30,898,162 shares at September 30, 2023, and December 31, 2022, respectively; issued and outstanding, 26,316,681 and 347,926 shares at September 30, 2023, and December 31, 2022, respectively</u>	2	0
<u>Additional paid-in capital</u>	221,351	10,028
<u>Accumulated deficit</u>	(212,867)	(186,358)
<u>Total stockholders' equity (deficit)</u>	8,487	(176,330)
<u>Liabilities and Stockholders' Equity (Deficit)</u>	33,554	21,995

Series B-2 tranche liabilities

**Current liabilities:**

<u>Derivative liability, current</u>		4,702
<u>Series B-3 Warrant liabilities</u>		

**Current liabilities:**

<u>Derivative liability, current</u>		15,819
<u>Contingent earnout liability</u>		

**Current liabilities:**

<u>Derivative liability, noncurrent</u>	9,023	
---	-------	--

Warrant liability

**Current liabilities:**

Derivative liability, noncurrent

\$ 5,421 \$ 369

**Condensed Consolidated  
Balance Sheets  
(Parentheticals) - \$ / shares**

**Sep. 30, 2023 Aug. 10, 2023 Dec. 31, 2022 Dec. 31, 2021**

**Statement of Financial Position [Abstract]**

<u>Preferred stock, par value (in dollars per share)</u>	\$ 0.0001			
<u>Liquidation preference (in dollars per share)</u>	\$ 10.00			
<u>Preferred stock, shares authorized (in shares)</u>	10,000,000			
<u>Preferred stock, shares issued (in shares)</u>	4,015,002			
<u>Preferred stock, shares outstanding (in shares)</u>	4,015,002			
<u>Common stock, par value (in dollars per share)</u>	\$ 0.0001	\$ 0.0001	\$ 0.0001	
<u>Common stock, shares authorized (in shares)</u>	400,000,000	30,898,162	15,696,266	
<u>Common stock, shares issued (in shares)</u>	26,316,681	347,926	264,977	
<u>Common stock, shares outstanding (in shares)</u>	26,316,681	26,316,681	347,926	264,977

Condensed Consolidated Statements of Operations - USD (\$) \$ in Thousands	3 Months Ended		9 Months Ended	
	Sep. 30, 2023	Sep. 30, 2022	Sep. 30, 2023	Sep. 30, 2022
<u>Revenue</u>	\$ 5,193	\$ 3,923	\$ 12,790	\$ 9,172
<u>Cost of goods sold</u>	589	701	2,023	1,442
<u>Gross profit</u>	4,604	3,222	10,767	7,730
<b><u>Operating expenses:</u></b>				
<u>Research and development</u>	9,367	4,808	21,871	15,091
<u>Sales and marketing</u>	4,689	3,030	11,430	8,881
<u>General and administrative</u>	9,025	3,495	17,498	8,425
<u>Loss from operations</u>	(18,477)	(8,111)	(40,032)	(24,667)
<u>Interest income</u>	116	49	187	75
<u>Interest expense</u>	(4)		(13)	
<u>Loss on equity issuance</u>			(4,171)	0
<u>Other expense, net</u>	(13)	(31)	(56)	(71)
<u>Loss before income taxes</u>	(1,286)	(8,093)	(23,521)	(24,642)
<u>Income tax expense</u>			8	3
<u>Net loss available to common stockholders</u>	(1,286)	(8,093)	(23,529)	(24,645)
<u>Deemed dividend related to Series B-2 preferred stock down round provision</u>			(2,981)	
<u>Undeclared dividends on Series A preferred stock</u>	(458)		(458)	
<u>Net loss attributable to common stockholders</u>	\$ (1,744)	\$ (8,093)	\$ (26,968)	\$ (24,645)
<u>Net loss per share, basic (in dollars per share)</u>	\$ (0.13)	\$ (25.95)	\$ (5.68)	\$ (82.17)
<u>Net loss per share, diluted (in dollars per share)</u>	\$ (0.13)	\$ (25.95)	\$ (5.68)	\$ (82.17)
<u>Weighted average common shares outstanding, basic (in shares)</u>	13,173,422	311,823	4,749,849	299,936
<u>Weighted average common shares outstanding, diluted (in shares)</u>	13,173,422	311,823	4,749,849	299,936
<u>Tranche and warrant liability</u>				
<b><u>Operating expenses:</u></b>				
<u>Gain (loss) on derivatives</u>	\$ (2,812)		\$ 660	\$ 21
<u>Contingent earnout liability</u>				
<b><u>Operating expenses:</u></b>				
<u>Gain (loss) on derivatives</u>	\$ 19,904		\$ 19,904	\$ 0

<b>Condensed Consolidated Statements of Stockholders' Equity (Deficit) - USD (\$)</b>	<b>Preferred stock</b>	<b>Common stock</b>	<b>Additional paid-in capital</b>	<b>Accumulated deficit</b>	<b>Total</b>
<u>Balance, beginning of period at Dec. 31, 2020</u>			\$ 1,364,000	\$ (107,497,000)	\$ (106,133,000)
<b><u>Increase (Decrease) in Stockholders' Equity [Roll Forward]</u></b>					
<u>Exercise of options (in shares)</u>		71,647			71,647
<u>Exercise of options</u>			54,000		\$ 54,000
<u>Net loss</u>				(28,845,000)	(28,845,000)
<u>Balance, end of period at Dec. 31, 2021</u>	\$ 0	6,738,000	(136,342,000)	\$ (129,604,000)	
<u>Balances, end of period (in shares) at Dec. 31, 2021</u>		264,978			264,977
<b><u>Increase (Decrease) in Stockholders' Equity [Roll Forward]</u></b>					
<u>Exercise of options (in shares)</u>		33,747			
<u>Exercise of options</u>			61,000		\$ 61,000
<u>Stock-based compensation</u>			62,000		62,000
<u>Net loss</u>				(7,873,000)	(7,873,000)
<u>Balance, end of period at Mar. 31, 2022</u>	\$ 0	6,861,000	(144,215,000)	(137,354,000)	
<u>Balances, end of period (in shares) at Mar. 31, 2022</u>		298,725			
<u>Balance, beginning of period at Dec. 31, 2021</u>	\$ 0	6,738,000	(136,342,000)	\$ (129,604,000)	
<u>Balances, beginning of period (in shares) at Dec. 31, 2021</u>		264,978			264,977
<b><u>Increase (Decrease) in Stockholders' Equity [Roll Forward]</u></b>					
<u>Net loss</u>					\$ (24,645,000)
<u>Balance, end of period at Sep. 30, 2022</u>	\$ 0	7,062,000	(160,987,000)	(153,925,000)	
<u>Balances, end of period (in shares) at Sep. 30, 2022</u>		320,245			
<u>Balance, beginning of period at Dec. 31, 2021</u>	\$ 0	6,738,000	(136,342,000)	\$ (129,604,000)	
<u>Balances, beginning of period (in shares) at Dec. 31, 2021</u>		264,978			264,977
<b><u>Increase (Decrease) in Stockholders' Equity [Roll Forward]</u></b>					
<u>Exercise of options (in shares)</u>		82,879			82,879
<u>Exercise of options</u>			94,000		\$ 94,000
<u>Net loss</u>				(47,187,000)	(47,187,000)
<u>Ending balance (in shares) at Dec. 31, 2022</u>	0				

<u>Balance, end of period at Dec. 31, 2022</u>	\$ 0	\$ 0	10,028,000	(186,358,000)	\$ (176,330,000)
<u>Balances, end of period (in shares) at Dec. 31, 2022</u>		347,926			347,926
<u>Balance, beginning of period at Mar. 31, 2022</u>	\$ 0		6,861,000	(144,215,000)	\$ (137,354,000)
<u>Balances, beginning of period (in shares) at Mar. 31, 2022</u>		298,725			
<b><u>Increase (Decrease) in Stockholders' Equity [Roll Forward]</u></b>					
<u>Exercise of options (in shares)</u>		9,393			
<u>Exercise of options</u>			5,000		5,000
<u>Stock-based compensation</u>			70,000		70,000
<u>Net loss</u>				(8,679,000)	(8,679,000)
<u>Balance, end of period at Jun. 30, 2022</u>	\$ 0		6,936,000	(152,894,000)	(145,958,000)
<u>Balances, end of period (in shares) at Jun. 30, 2022</u>		308,118			
<b><u>Increase (Decrease) in Stockholders' Equity [Roll Forward]</u></b>					
<u>Exercise of options (in shares)</u>		12,128			
<u>Exercise of options</u>			7,000		7,000
<u>Stock-based compensation</u>			119,000		119,000
<u>Net loss</u>				(8,093,000)	(8,093,000)
<u>Balance, end of period at Sep. 30, 2022</u>	\$ 0		7,062,000	(160,987,000)	(153,925,000)
<u>Balances, end of period (in shares) at Sep. 30, 2022</u>		320,245			
<u>Balance, beginning of period at Dec. 31, 2022</u>	\$ 0	\$ 0	10,028,000	(186,358,000)	\$ (176,330,000)
<u>Balances, beginning of period (in shares) at Dec. 31, 2022</u>		347,926			347,926
<b><u>Increase (Decrease) in Stockholders' Equity [Roll Forward]</u></b>					
<u>Exercise of options (in shares)</u>		95,842			
<u>Exercise of options</u>			50,000		\$ 50,000
<u>Stock-based compensation</u>			73,000		73,000
<u>Deemed dividend</u>			959,000	(959,000)	
<u>Net loss</u>				(8,268,000)	(8,268,000)
<u>Ending balance (in shares) at Mar. 31, 2023</u>	0				
<u>Balance, end of period at Mar. 31, 2023</u>	\$ 0	\$ 0	11,110,000	(195,585,000)	(184,475,000)
<u>Balances, end of period (in shares) at Mar. 31, 2023</u>		443,768			
<u>Beginning balance (in shares) at Dec. 31, 2022</u>	0				
<u>Balance, beginning of period at Dec. 31, 2022</u>	\$ 0	\$ 0	10,028,000	(186,358,000)	\$ (176,330,000)
<u>Balances, beginning of period (in shares) at Dec. 31, 2022</u>		347,926			347,926

**Increase (Decrease) in Stockholders' Equity**  
**[Roll Forward]**

<u>Assumption of preferred stock in connection with the Business Combination</u>					\$ 551,000
<u>Net loss</u>					\$ (23,529,000)
<u>Ending balance (in shares) at Sep. 30, 2023</u>	4,015,002				4,015,002
<u>Balance, end of period at Sep. 30, 2023</u>	\$ 1,000	\$ 2,000	221,351,000	(212,867,000)	\$ 8,487,000
<u>Balances, end of period (in shares) at Sep. 30, 2023</u>		26,316,681			26,316,681
<u>Beginning balance (in shares) at Mar. 31, 2023</u>	0				
<u>Balance, beginning of period at Mar. 31, 2023</u>	\$ 0	\$ 0	11,110,000	(195,585,000)	\$ (184,475,000)
<u>Balances, beginning of period (in shares) at Mar. 31, 2023</u>		443,768			

**Increase (Decrease) in Stockholders' Equity**  
**[Roll Forward]**

<u>Exercise of options</u>		\$ 4,592	16,000		16,000
<u>Stock-based compensation</u>			69,000		69,000
<u>Deemed dividend</u>			2,022,000	(2,022,000)	
<u>Net loss</u>				(13,974,000)	(13,974,000)
<u>Ending balance (in shares) at Jun. 30, 2023</u>	0				
<u>Balance, end of period at Jun. 30, 2023</u>	\$ 0	\$ 0	13,217,000	(211,581,000)	(198,364,000)
<u>Balances, end of period (in shares) at Jun. 30, 2023</u>		448,360			

**Increase (Decrease) in Stockholders' Equity**  
**[Roll Forward]**

<u>Exercise of options</u>		\$ 50,646	29,000		29,000
<u>Stock-based compensation</u>			259,000		259,000
<u>Conversion of redeemable convertible preferred stock into common stock in connection with the Business Combination (in shares)</u>		21,500,867			
<u>Conversion of redeemable convertible preferred stock into common stock in connection with the Business Combination</u>		\$ 2,000	204,234,000		204,236,000
<u>Assumption of warrants to purchase common stock in connection with the Business Combination</u>			(2,568,000)		(2,568,000)
<u>Issuance of common stock upon closing the Business Combination, net of expenses</u>			957,000		957,000
<u>Issuance of common stock upon closing of the Business Combination (in shares)</u>		4,316,808			
<u>Contingent earnout liability recognized upon closing of the Business Combination</u>			(28,927,000)		(28,927,000)
<u>Issuance of preferred stock with PIPE financing (in shares)</u>	4,015,002				



<u>Assumption of preferred stock in connection with the Business Combination</u>	\$ 1,000		34,150,000		34,151,000
<u>Net loss</u>				(1,286,000)	\$ (1,286,000)
<u>Ending balance (in shares) at Sep. 30, 2023</u>	4,015,002				4,015,002
<u>Balance, end of period at Sep. 30, 2023</u>	\$ 1,000	\$ 2,000	\$ 221,351,000	\$ (212,867,000)	\$ 8,487,000
<u>Balances, end of period (in shares) at Sep. 30, 2023</u>		26,316,681			26,316,681

**Condensed Consolidated  
Statements of Cash Flows -  
USD (\$)  
\$ in Thousands**

**9 Months Ended  
Sep. 30, 2023 Sep. 30, 2022**

**Cash flows from operating activities:**

Net loss available to common stockholders \$ (23,529) \$ (24,645)

**Adjustments to reconcile net loss to net cash used in operating activities:**

Depreciation and amortization 500 452

Loss on equity issuance 4,171 0

Stock-based compensation expense 402 251

Loss on disposal of fixed assets 60 50

Milestone payments to Dynavax 1,000 1,000

**Changes in operating assets and liabilities:**

Accounts receivable (1,477) (936)

Inventory (158) 6

Prepaid expenses 1,041 (1,306)

ROU assets 130 38

Trade payables, accrued expenses and other liabilities (2,772) 1,108

Net cash used in operating activities (41,196) (24,003)

**Cash flows from investing activities:**

Purchases of property and equipment (216) (451)

Milestone payments to Dynavax (1,000) (1,000)

Cash paid for intellectual property and licenses (205) (63)

Net cash used in investing activities (1,421) (1,514)

**Cash flows from financing activities:**

Proceeds from the issuance of preferred stock 9,189 3,499

Refundable prepayments for Series B-2 preferred stock 0 3,986

Proceeds from exercise of preferred stock warrants 9,630 0

Proceeds from Business Combination 36,854 0

Offering costs related to Business Combination (1,116) 0

Payments on finance lease liabilities (65) (4)

Cash proceeds from the exercise of stock options 94 73

Net cash provided by financing activities 54,586 7,554

Increase (decrease) in cash, cash equivalents and restricted cash 11,969 (17,963)

Cash, cash equivalents and restricted cash, beginning of period 9,664 30,301

Cash, cash equivalents and restricted cash, end of period 21,633 12,338

**Supplemental disclosure of noncash items:**

Transfer of warrant liability to preferred stock upon exercise of warrants 25,409 0

Tranche and warrant liability

**Adjustments to reconcile net loss to net cash used in operating activities:**

Change in fair value of derivative liability (660) (21)

Contingent earnout liability

**Adjustments to reconcile net loss to net cash used in operating activities:**

Change in fair value of derivative liability \$ (19,904) \$ 0

## Nature of Business

9 Months Ended  
Sep. 30, 2023

12 Months Ended  
Dec. 31, 2022

### Nature of Business

#### Nature of Business

#### (1) Nature of Business

On August 10, 2023 (the "Closing Date"), TriSalus Life Sciences, Inc., a Delaware corporation (the "Company," "TriSalus," "we," "us"), formerly known as MedTech Acquisition Corporation ("MTAC"), consummated the previously announced merger pursuant to the Agreement and Plan of Merger, dated as of November 11, 2022, as amended by that certain First Amendment to Agreement and Plan of Merger, dated as of April 4, 2023, the Second Amendment to Agreement and Plan of Merger, dated as of May 13, 2023, and the Third Amendment to Agreement and Plan of Merger, dated as of July 5, 2023 (as amended, the "Merger Agreement"), by and between MTAC Merger Sub, Inc., a Delaware corporation and wholly-owned subsidiary of MTAC ("Merger Sub") and TriSalus Operating Life Sciences, Inc. (formerly known as TriSalus Life Sciences, Inc.), a Delaware corporation ("Legacy TriSalus"), whereby Merger Sub merged with and into Legacy TriSalus with the separate corporate existence of Merger Sub ceasing (the "Merger" and, together with the other transactions contemplated by the Merger Agreement, the "Business Combination") and TriSalus Life Sciences, Inc. becoming the surviving company. The closing of the Business Combination is herein referred to as "the Closing." In connection with the consummation of the Merger, on August 10, 2023, Legacy TriSalus changed its name from TriSalus Life Sciences, Inc. to TriSalus Operating Life Sciences, Inc., and MTAC changed its name from MedTech Acquisition Corporation to TriSalus Life Sciences, Inc., the surviving company ("New TriSalus"). As further described in Note 3, Legacy TriSalus was deemed to be the accounting acquirer and predecessor company in the Business Combination. Thus, the prior periods presented in these consolidated financial statements are of Legacy TriSalus.

#### *Description of the Business*

We are engaged in the research, development, and sales of innovative drug delivery technology and immune-oncology therapeutics to improve outcomes in difficult to treat liver and pancreatic cancer. Our technology is utilized in the delivery of our therapeutics and administered by interventional radiologists. We are developing and marketing two product lines — Pressure Enabled Drug Delivery ("PEDD™) infusion systems, in use today, and an investigational agent, SD-101, which shows potential to enhance immune system response in the treatment of hepatocellular cancer, pancreatic cancer and other liver solid tumors. The combination of our PEDD technology with SD-101, is focused on solving the two main barriers in the

#### (1) Nature of Business

TriSalus Life Sciences, Inc. (the "Company," "we," "us"), a Delaware corporation, was incorporated in 2009 as Surefire Medical, Inc. The Company began doing business as TriSalus Life Sciences ("TriSalus") in 2018, and changed its name to TriSalus Life Sciences, Inc. in August 2021. We are engaged in the research, development, and sales of innovative drug delivery technology and immune-oncology therapeutics to improve outcomes in difficult to treat liver and pancreatic cancer. Our technology is utilized in the delivery of our therapeutics and administered by interventional radiologists. We are developing and marketing two product lines — Pressure Enabled Drug Delivery ("PEDD™) infusion systems, in use today, and an investigational agent, SD-101, which shows potential to enhance immune system response in the treatment of hepatocellular cancer, pancreatic cancer and other liver solid tumors. Our PEDD with SmartValve™ is the only technology designed to work in synchrony with the cardiac cycle to open collapsed vessels in the tumor to enable deeper perfusion and improve therapeutic drug delivery in tumors with high intratumoral pressure. PEDD with SmartValve has been shown in prospective and retrospective clinical studies and in multiple pre-clinical models to improve therapy uptake and tumor response.

TriNav™ is the newest therapy delivery device with SmartValve technology for the proprietary PEDD approach. Current sales consist of the TriNav infusion System, introduced in 2020, the Surefire Medical infusion System and a family of related guiding catheters. In 2020, we gained

tumor micro environment that inhibits the success of immunotherapy. The first barrier (mechanical) is comprised of high intratumoral pressure within tumors that limits drug uptake and the second barrier (biological) is the reversal of intratumoral immunosuppression. Our PEDD with SmartValve™ is the only technology designed to work in synchrony with the cardiac cycle to open collapsed vessels in the tumor to enable deeper perfusion and improve therapeutic drug delivery in tumors with high intratumoral pressure. PEDD with SmartValve has been shown in prospective and retrospective clinical studies and in multiple pre-clinical models to improve therapy uptake and tumor response.

TriNav™ is the newest therapy delivery device with SmartValve technology for the proprietary PEDD approach. Current sales consist of the TriNav Infusion System, introduced in 2020, and a family of related guiding catheters. In 2020, we gained transitional pass-through payments (“TPT”) approval from the Centers for Medicare & Medicaid Services (“CMS”), which allows hospitals to cover the cost of using TriNav. The approval is scheduled to expire at the end of 2023. On June 1, 2023, TriSalus applied for a new technology Ambulatory Payment Classifications (“APC”) code with CMS and met with CMS on June 26, 2023, to review the application. If granted, the new technology APC code would allow for continuing reimbursement for the TriNav device at similar reimbursement rates for the period beginning January 1, 2024, but there can be no assurance that such code will be granted or that continuing reimbursement will be available at similar reimbursement rates, or at all. SD-101 has a dual mechanism of action in solid tumors which includes the alteration of the tumor microenvironment by reducing immunosuppressive myeloid derived suppressor cells while simultaneously activating immune response and recruiting T cells to the tumor, allowing checkpoint inhibitors to work more effectively.

We believe the full potential of our technology can be realized through the combination of our drug delivery technology with immune-oncology drugs. In July 2020, we acquired our first immune-oncology drug, SD-101, and began clinical development of SD-101 for treatment of liver and pancreatic cancers.

We have funded operations to date principally with proceeds from the sale of preferred stock, from the issuance of debt and convertible debt, and the closing of the Business Combination. Since inception of the Company in 2009 through September 30, 2023, we have issued for cash \$164,364 of preferred stock (of which \$36,854 was raised at the closing of the Business Combination, including issuance of Series A convertible preferred stock), which, along with \$551 from common stock and \$44,692 from convertible notes and warrants, has funded our accumulated deficit of \$212,867. During the nine months ended September 30, 2023, we raised \$9,189 in cash through the issuance of

transitional pass-through payments (“TPT”) approval from the Centers for Medicare & Medicaid Services (“CMS”), which allows hospitals to cover the cost of using TriNav. The approval is scheduled to expire at the end of 2023; we are actively seeking an extension of the approval.

We believe the full potential of our technology can be realized through the combination of our drug delivery technology with immune-oncology drugs, so, in July 2020, we acquired our first immune-oncology drug, SD-101, and began clinical development of SD-101 for treatment of liver and pancreatic cancers.

We have funded operations to date principally with proceeds from the sale of preferred stock and from the issuance of debt and convertible debt. Since inception of the Company in 2009 through December 31, 2022, we have issued for cash \$108,664 of preferred stock, \$458 of common stock and \$57,466 of convertible notes and warrants, which has funded the cumulative net losses of \$186,358. During the year ended December 31, 2022, we raised \$13,499 in cash through the issuance of Series B-1 and Series B-2 preferred stock and \$94 from the exercise of stock options. In March 2021, all of the then outstanding principle amount of convertible notes, with accumulated interest, converted to shares of Series B preferred stock in accordance with the terms contained in the note agreements; the note conversion did not raise any cash. See notes 10 and 11 for further discussion of the convertible debt, warrants and the 2022 financing rounds.

As of December 31, 2022, we had cash, cash equivalents and restricted cash of \$9,664. The Company is still in its early stage, has yet to generate revenues sufficient to create positive cash flow and has accumulated deficit of

Series B-2 preferred stock, \$9,630 in cash through the issuance of Series B-3 preferred stock, \$94 from the exercise of stock options, and \$36,854 from the Business Combination.

As of September 30, 2023, we had cash and cash equivalents of \$21,383. The Company is still in its early stage, has yet to generate revenues sufficient to create positive cash flow and has an accumulated deficit of \$212,867 as of September 30, 2023. We are currently undergoing a strategic transformation from a company focused solely on the sale of our infusion systems to a therapeutics company whereby our medical devices will be marketed in combination with the pharmaceutical drugs and other treatments that the devices deliver to patients. This transformation requires that we restructure our operating infrastructure, resulting in an increase in operating expenses — including the development of a candidate pharmaceutical — that, in the short term, will not be fully offset by increased revenues. Without additional financing and based on our sales, operations and research and development plans, our management estimates that our existing cash and cash equivalents will be insufficient to fund our projected liquidity requirements for the next 12 months.

In accordance with ASC Topic 205-40, *Presentation of Financial Statements, Going Concern: Disclosure of Uncertainties about an Entity's Ability to Continue as a Going Concern*, we are required to evaluate whether there is substantial doubt about our ability to continue as a going concern each reporting period. In evaluating our ability to continue as a going concern, management projected our cash flow sources and needs and evaluated the conditions and events that could raise substantial doubt about our ability to continue as a going concern within one year after the date that these consolidated financial statements were issued. Management's plans to address the conditions and events have considered our current projections of future cash flows, current financial condition, sources of liquidity and debt obligations for at least one year from the date of issuance of these consolidated financial statements in considering whether we have the ability to fund future operations and meet our obligations as they become due in the normal course of business.

Our ability to fund future operations and to continue the execution of our long-term business plan and strategy, including our transformation into a therapeutics company, will require that we raise additional capital through a combination collaborations, strategic alliances and licensing arrangements, and issuance of additional equity and/or long-term debt. There can be no assurance that we will be able to raise such additional financing or, if available, that such financing can be obtained on satisfactory terms. If adequate capital resources are not available on a timely basis, we intend to consider limiting our operations substantially. This limitation of operations could include a hiring freeze,

\$186,358 as of December 31, 2022. We are currently undergoing a strategic transformation from a company focused solely on the sale of our infusion systems to a therapeutic company whereby our medical devices will be marketed alongside the pharmaceutical drugs and other treatments that the devices deliver to patients. This transformation requires that we restructure our operating infrastructure, resulting in an increase in operating expenses — including the development of a candidate pharmaceutical — that, in the short term, will not be fully offset by increased revenues.

In accordance with ASC Topic 205-40, *Presentation of Financial Statements, Going Concern: Disclosure of Uncertainties about an Entity's Ability to Continue as a Going Concern*, we are required to evaluate whether there is substantial doubt about our ability to continue as a going concern each reporting period. In evaluating our ability to continue as a going concern, management projected our cash flow sources and needs and evaluated the conditions and events that could raise substantial doubt about our ability to continue as a going concern within one year after the date that these consolidated financial statements were issued.

Management considered our current projections of future cash flows, current financial condition, sources of liquidity and debt obligations for at least one year from the date of issuance of these consolidated financial statements in considering whether we have the ability to fund future operations and meet our obligations as they become due in the normal course of business.

Our ability to fund future operations and to continue the execution of our long-term business plan and strategy, including our transformation into a therapeutics company, will require that we raise additional capital through the

reductions in our workforce, reduction in cash compensation, deferring clinical trials and capital expenditures, and reducing other operating costs.

Our current operating plan, which is in part determined based on our most recent results and trends, along with the items noted above, causes substantial doubt to exist about our ability to continue as a going concern and management's plans do not alleviate the existence of substantial doubt. Our financial statements have been prepared assuming we will continue as a going concern, which contemplates the continuity of normal business activities and realization of assets and settlement of liabilities in the normal course of business, and do not include any adjustments that might be necessary should we be unable to continue as a going concern.

We are subject to various risks and uncertainties frequently encountered by companies in the early stages of growth, particularly companies in the rapidly evolving market for medical technology-based and pharmaceutical products and services. Such risks and uncertainties include, but are not limited to, a limited operating history, need for additional capital, a volatile business and technological environment, the process to test and obtain approval to market the candidate pharmaceutical, the process to obtain continuing CMS approval and application for a new ACS code for our PEDD product for reimbursement, an evolving business model, and demand for our products. To address these risks, we must, among other things, gain access to capital in sufficient amounts and on acceptable terms, maintain and increase our customer base, implement and successfully execute our business strategy, develop the candidate pharmaceutical, continue to enhance our technology, provide superior customer service, and attract, retain, and motivate qualified personnel. There can be no guarantee that we will succeed in addressing such risks.

#### *Subsequent Event*

On October 2, 2023, we entered into a Standby Equity Purchase Agreement (the "Yorkville Purchase Agreement") with YA II PN, Ltd. ("Yorkville"). Yorkville is a fund managed by Yorkville Advisors Global, LP, headquartered in Mountainside, New Jersey.

Pursuant to the Yorkville Purchase Agreement, the Company shall have the right, but not the obligation, to sell to Yorkville up to \$30,000 of common stock, par value \$0.0001 per share of the Company (the "Common Stock"), at the Company's request any time during the commitment period commencing on October 2, 2023 (the "Effective Date"), and terminating on the first day of the month following the 24-month anniversary of the Effective Date. Each issuance and sale by the Company to Yorkville under the Yorkville Purchase Agreement (an "Advance") is subject to a maximum limit equal to the greater of: (i) an amount equal to 100% of the average of the daily volume traded of

issuance of additional equity and/or long-term debt. There can be no assurance that we will be able to raise such additional financing or, if available, that such financing can be obtained on satisfactory terms. If adequate capital resources are not available on a timely basis, we intend to consider limiting our operations substantially. This limitation of operations could include a hiring freeze, reductions in our workforce, reduction in cash compensation, deferring clinical trials and capital expenditures, and reducing other operating costs.

Our current operating plan, which is in part determined based on our most recent results and trends, along with the items noted above, raises substantial doubt about the Company's ability to continue as a going concern. Our financial statements have been prepared assuming we will continue as a going concern, which contemplates the continuity of normal business activities and realization of assets and settlement of liabilities in the normal course of business, and do not include any adjustments that might be necessary should we be unable to continue as a going concern.

We are subject to various risks and uncertainties frequently encountered by companies in the early stages of growth, particularly companies in the rapidly evolving market for medical technology-based and pharmaceutical products and services. Such risks and uncertainties include, but are not limited to, a limited operating history, need for additional capital, a volatile business and technological environment, the process to test and obtain approval to market the candidate pharmaceutical, an evolving business model, and demand for our products. To address these risks, we must, among other things, gain access to capital in sufficient amounts and on acceptable terms, maintain and increase our customer base, implement and successfully

the Company's Common Stock on the Nasdaq Stock Market ("Nasdaq") for the 10 trading days immediately preceding an Advance notice, or (ii) 1,000,000 shares of Common Stock. The shares will be issued and sold to Yorkville at a per-share price equal to, at the election of the Company as specified in the relevant Advance notice: (i) 96% of the Market Price (as defined below) for any period commencing on the receipt of the Advance notice by Yorkville and ending on 4:00 p.m. New York City time on the applicable Advance notice date (the "Option 1 Pricing Period"), and (ii) 97% of the Market Price for any three consecutive trading days commencing on the Advance notice date (the "Option 2 Pricing Period," and each of the Option 1 Pricing Period and the Option 2 Pricing Period, a "Pricing Period"). "Market Price" is defined as, for any Option 1 Pricing Period, the daily volume-weighted average price ("VWAP") of the Common Stock on Nasdaq, and for any Option 2 Pricing Period, the lowest VWAP of the Common Stock on the Nasdaq during the Option 2 Pricing Period. The Advances are subject to certain limitations, including that Yorkville cannot purchase any shares that would result in it beneficially owning more than 4.99% of the Company's outstanding Common Stock at the time of an Advance or acquiring since the Effective Date under the Yorkville Purchase Agreement more than 19.99% of the Company's outstanding Common Stock, as of the date of the Yorkville Purchase Agreement.

execute our business strategy, develop the candidate pharmaceutical, continue to enhance our technology, provide superior customer service, and attract, retain, and motivate qualified personnel. There can be no guarantee that we will be successful in addressing such risks.

(2) Summary of Significant Accounting Policies

*Basis of Presentation*

The accompanying unaudited condensed consolidated financial statements should be read in conjunction with the audited financial statements for the year ended December 31, 2022, included in MTAC's Proxy Statement/Prospectus filed with the SEC on July 18, 2023. Certain information, including significant accounting policies, normally included in fiscal year financial statements prepared in accordance with accounting principles generally accepted in the U.S. ("GAAP") have been condensed or omitted. The Condensed Consolidated Balance Sheets as of December 31, 2022, were derived from the audited financial statements. We do not have any activity that would be reported on a Statement of Comprehensive Income.

(a) *Cash, Cash Equivalents and Restricted Cash*

We consider all highly liquid investments with original maturities of three months or less at time of purchase to be cash equivalents. We invest excess cash primarily in money market funds. At September 30, 2023, we had \$8,617 invested in a money market fund, which is a Level 1 investment.

(b) *Accounts Receivable*

Accounts receivable are recorded at the invoiced amount and do not bear interest. The allowance for doubtful accounts is our best estimate of the amount of probable credit losses in our existing accounts receivable. We periodically review our allowance for doubtful accounts and establish it based on management's expectations of realization based on historical write-off experience, as well as current general economic conditions and expectations regarding collection. Account balances are charged against the allowance after all reasonable means of collection have been exhausted and the potential for recovery is considered remote.

(c) *Inventory*

Inventory is carried at the lower of cost or net realizable value. The balance includes the cost of raw material, and finished goods — including direct labor and manufacturing overhead — and is recorded on the first-in-first-out method. Write-downs for excess and obsolete inventory or inventory of goods sold in the period when conditions giving rise to the write-downs are first recognized. Valuation reserves are recorded when, in our best judgment, we determine the carrying value of the affected inventory may be impaired or its cost exceeds its net realizable value.

(d) *Property and Equipment*

Property and equipment are recorded at cost. Repairs and maintenance costs are expensed as incurred. Depreciation is calculated using the straight-line method over the estimated useful lives of the assets, which range from 2 to 7 years. Leasehold improvements are amortized on a straight-line basis over the lesser of estimated useful lives or the lease term.

(e) *Impairment and Disposal of Long-Lived Assets*

We review long-lived assets and intangible assets (principally patents) for impairment whenever events or changes in circumstances indicate that the carrying amount of an asset may not be recoverable. Recoverability of assets to be held and used is generally measured by a comparison of the carrying amount of the asset to future net cash flows expected to be generated by the asset. If such assets are considered to be impaired, the impairment to be recognized is measured by the amount by which the carrying amounts of the assets exceed the estimated fair values of the assets. Assets to be disposed of are reported at the lower of carrying amount or fair value less cost to sell.

(f) *Leases*

We account for leases in accordance with Accounting Standards Codification ("ASC") Topic 842, *Leases*. We determine if an arrangement is or contains a lease at contract inception, and, if it does, the lease is recorded on the Condensed Consolidated Balance Sheets with right-of-use asset and lease liability representing the Company's right to use an underlying asset for the lease term and lease liabilities representing our obligation to make lease payments. Lease ROU assets and liabilities are recognized at the lease commencement date based on the present value of lease payments over the lease term. ROU assets also include the effect of any lease payments made prior to or on lease commencement and excludes lease incentives and initial direct costs incurred, as applicable. As the implicit rate in our leases is typically unknown, we use our incremental borrowing rate based on the information available at the lease commencement date in determining the present value of future lease payments. When calculating our incremental borrowing rates, we consider our credit risk, the term of the lease, and total lease payments and adjust for the impacts of collateral as necessary. The lease terms may extend or terminate the lease when it is reasonably certain that we will exercise that option. Lease expense is recognized on a straight-line basis over the lease term.

We have elected to not separate lease and non-lease components for any leases within our existing classes of assets and, as a result, account for any lease and non-lease components as a single lease component. We have also elected not to apply the recognition requirement for leases with terms of 12 months or less. We recognize an ROU asset and a lease liability at the lease commencement date.

For operating and finance leases, the lease liability is initially measured at the present value of the unpaid lease payments at the lease commencement date. The lease liability is subsequently measured at amortized cost using the effective-interest method.

The ROU asset is initially measured at cost, which comprises the initial amount of the lease liability adjusted for lease payments made at or before the lease commencement date, plus any initial direct costs incurred less any lease incentives received.

For operating leases, the ROU asset is subsequently measured throughout the lease term at the carrying amount of the lease liability, plus initial direct costs, plus (minus) any prepaid (accrued) lease payments, less the unamortized balance of lease incentives received. Lease expense for operating leases is recognized on a straight-line basis over the lease term.

For finance leases, the ROU asset is subsequently amortized using the straight-line method from the lease commencement date to the earlier of the end of its useful life or the end of the lease term unless the lease transfers ownership of the underlying asset to the Company or the Company has an option to exercise an option to purchase the underlying asset. In those cases, the ROU asset is amortized over the useful life of the underlying asset. Amortization of the ROU asset is recognized and presented separately from interest expense on the lease liability. Finance lease ROU assets are included in property and equipment, net in the Condensed Consolidated Balance Sheets.

(g) *Warrant and Tranche Liabilities*

Freestanding financial instruments that permit the holder to acquire shares that are either puttable by the holder, redeemable or contingently redeemable are required to be reported as liabilities in the financial statements. We present such liabilities on the Condensed Consolidated Balance Sheet at fair value. Changes in fair value of the liability are calculated each reporting period, and any change in value is recognized in the Condensed Consolidated Statements of Operations. Historically, we have determined that the warrants issued to investors and lenders which are exercisable into our Series B-3 convertible preferred stock, should be classified as liabilities due to contingent redemption features of the underlying convertible preferred stock. See Note 9 for further discussion.

We determined that both the public and private placement warrants do not meet the criteria to be equity classified and should be recorded as liabilities. Our analysis concluded liability classification under ASC 815, *Derivatives and Hedging*, as these warrants include a provision that could result in settlement upon an event outside the control of the Company, and such event may not result in a change in control of the Company. In addition, the private placement warrants include a feature that can require an adjustment of the exercise price in certain circumstances after a change of control of the Company. The Private and Public Warrants do not meet the criteria for equity classification. See Note 9 for further discussion.

The Series B-2 Preferred Stock Financing (as described in Note 11) included second and third tranche rights and obligations to investors who participated in the initial B-2 Preferred Stock Financing round. We offered the Series B-2 preferred stock to all of our preferred stockholders and the Series B-2 Preferred Stock Financing round (representing approximately 99.2% of our then-outstanding shares on an as-converted to common stock basis). The second and third tranche rights and obligations were exercisable into shares of our convertible preferred stock at a specified future date. The second and third tranche rights and obligations are considered freestanding financial instruments, and are classified as liabilities under ASC 480. See Note 11 for further discussion.

(h) *Contingent Earnout Liability*

In connection with the execution of the Merger Agreement, MTAC entered into a sponsor support agreement (the "Sponsor Support Agreement") with MedTech Acquisition Sponsor LLC (the "Sponsor"), Legacy TriSalus and MTAC's directors and officers (the Sponsor and MTAC's directors and officers, collectively, the "Sponsor Holders"). Pursuant to the Sponsor Support Agreement, 3,125,000 shares of Common Stock in the Company held by the Sponsor Holders immediately after the Closing Date (such shares, the "Sponsor Earnout Shares") became unvested and subject to performance-based vesting events that are not achieved prior to the 5th anniversary of the Closing Date (the "Earnout Period"). The Sponsor Earnout Shares are classified as a liability in the Company's Condensed Consolidated Balance Sheets because they do not qualify as being indexed to the Company's stock. The earnout liability was initially measured at fair value at the Closing Date and is subsequently remeasured at the end of each reporting period. The change in fair value of the earnout liability is recorded in the Condensed Consolidated Statements of Operations. See Notes 3 and 8 for further discussion.

(i) *Use of Estimates*

The preparation of the consolidated financial statements in conformity with GAAP requires us to make estimates and assumptions that affect the reported amounts of assets and liabilities and disclosure of contingent assets and liabilities at the date of the consolidated financial statements and the amounts of revenue and expenses during the reporting period. Actual results could differ significantly from those estimates. The most significant estimates relate to the valuation of earnout, warrant and tranche liabilities, and the valuation allowance on deferred tax assets.

(j) *Concentrations of Credit Risk and Other Risks and Uncertainties*

Our cash and cash equivalents are deposited primarily with two financial institutions and one investment institution. At times, the deposits in these institutions may exceed the amount of insurance provided on such deposits. We have not experienced any losses in such accounts and do not expect to experience any significant risk on these balances.

(k) *Share-Based Compensation*

We account for all employee and non-employee share-based compensation awards by recording expense based on the estimated fair value of the awards at the time of grant using the Black-Scholes-Merton option valuation model ("Black-Scholes"). The determination of fair value using the Black-Scholes-Merton pricing model is affected by the estimated fair value of the Company's stock, as well as assumptions regarding a number of variables including, but not limited to, the fair value of underlying stock at the grant date, expected volatility of the underlying stock over the term of the awards, projected employee stock option exercise behaviors, and risk-free interest rates. We also include an estimated forfeiture rate in our share-based compensation expense recognition, in accordance with ASC Topic 718, *Compensation — Stock Compensation*, and we account for forfeitures in the period in which they occur. The estimated fair value of options granted is recognized as expense on a straight-line basis over the expected life for each separately vesting portion of the awards. The fair value of options granted to non-employees is periodically revaluated and adjusted to current fair value.

(l) *Segment Reporting*

We have determined, in accordance with ASC Topic 280, *Segment Reporting*, that we operate under one operating segment, and therefore one reportable segment, TriSalus. Our Chief Executive Officer, who is the chief operating decision maker, reviews financial information on an aggregate basis for purposes of assessing performance and allocation resources. All of our long-lived assets, and all of our customers, are located in the United States.

(m) *Revenue Recognition*

Our revenue is derived from the shipments of our PEDD infusion systems to our customers. Our customers are generally comprised of hospitals, clinics and physicians. Under ASC Topic 606, *Revenue Recognition*, we evaluate five steps to determine the appropriate timing and amount of revenue. The five steps are:

- (a) Identify the contract — We do not maintain long-term contracts with our customers. Typically, customers will submit a purchase order to us for delivery of a quantity of our products, which incorporate enforceable rights and obligations constituting the contract with the customer.
- (b) Identify the performance obligation — Our performance obligation is to deliver the ordered products in accordance with the terms of the purchase order, which constitutes a single performance obligation. We do not have any on-going service obligation after delivery.
- (c) Determine the transaction price — We maintain a single sales price for each of our products, which is generally fixed. We do not have a history of any significant refunds, allowances or other concessions provided to our customers from the agreed-upon sales price after delivery of the products.
- (d) Allocate the transaction price — We do not have multiple performance obligations to complete when we fulfill a purchase order, therefore, the transaction price is fully allocated to the units being sold.
- (e) Recognize revenue — We recognize revenue at the point-in-time when the units for a purchase order have been shipped and control of the units has transferred to the customer, as evidenced by the delivery terms on the shipping documents. Typically, we ship Ex Works, so we recognize revenue when the shipment leaves our premises. In a small number of cases, the purchase order specifies alternate shipping terms, usually DAP (delivery at place). In those cases, we defer revenue recognition until we are assured the units have been delivered and control has transferred to the customer.

*Recent Accounting Pronouncements*

In June 2016, the Financial Accounting Standards Board ("FASB") issued ASU 2016-13, *Financial Instruments - Credit Losses: Measurement of Credit Losses on Financial Instruments*. Current GAAP requires an "incurred loss" methodology for recognizing credit losses that delays the recognition of a loss as long as it is probable that a loss has been incurred. ASU 2016-13 replaces the current incurred loss methodology for credit losses and removes the thresholds that companies apply to measure credit losses on financial statements measured at amortized cost, such as loans, receivables, and held-to-maturity debt securities, with a methodology that reflects expected credit losses and requires consideration of a broader range of reasonable and supportable information to form credit loss estimates. The determination of the allowance for credit losses under the new standard would typically be based on evaluation of historical loss experience, but not limited to, general economic conditions, payment status, historical collection patterns and loss experience, financial strength of the borrower, and nature, extent and value of the underlying collateral. For smaller reporting companies, ASU 2016-13 is effective for interim periods within those fiscal years beginning after December 15, 2022. It requires a cumulative effect adjustment to the balance sheet as of the beginning of the first reporting period in which the guidance is effective. We adopted ASU 2016-13 on January 1, 2023. The effect of the adoption had an immaterial impact on our condensed consolidated financial statements.





[Reverse Recapitalization](#)[\[Abstract\]](#)[Business Combination](#)**(3) Business Combination**

On August 10, 2023, we consummated the previously announced merger pursuant to the Merger Agreement by and among MTAC, Merger Sub, Legacy TriSalus, and Legacy TriSalus Life Sciences, Inc. Upon the closing of the transactions contemplated by the Merger Agreement, Merger Sub merged with and into Legacy TriSalus (the "Business Combination") with Legacy TriSalus surviving the merger as a wholly-owned subsidiary of MTAC, renamed "TriSalus Operating Life Sciences, Inc." In connection with the consummation of the Business Combination, MTAC was renamed "TriSalus Life Sciences, Inc."

Immediately prior to the effective time of the Merger, each in-the-money warrant of Legacy TriSalus that was unexercised and unexpired was exercised into the respective series of preferred stock of Legacy TriSalus. Each share of preferred stock of Legacy TriSalus ("Legacy TriSalus Preferred Stock") issued and outstanding was then automatically converted into shares of common stock of Legacy TriSalus ("Legacy TriSalus Common Stock") in accordance with the Amended and Restated Certificate of Incorporation of Legacy TriSalus at the then current conversion price, such that each converted share of Legacy TriSalus Preferred Stock was no longer outstanding and ceased to exist, and each holder of Legacy TriSalus Preferred Stock thereafter ceased to have any rights with respect to such stock.

At the Closing Date, by virtue of the Business Combination and without any action on the part of MTAC, Merger Sub, Legacy TriSalus or the Company, the following securities:

- (a) each share of Legacy TriSalus Common Stock (including shares of Legacy TriSalus Common Stock resulting from the conversion of Legacy TriSalus Preferred Stock described above) that was issued and outstanding immediately prior to the Effective Time were exchanged at an exchange ratio of 1.0 share of Legacy TriSalus Common Stock ("Exchange Ratio") for an aggregate of 21,999,886 shares of our Common Stock;
- (b) each option to purchase shares of Legacy TriSalus Common Stock, whether vested or unvested, converted into an option to purchase shares of our Common Stock ("TriSalus Assumed Option"), with each TriSalus Assumed Option subject to the same terms and conditions as were applicable to the original Legacy TriSalus option and with the resulting exercise price and number of shares of TriSalus Common Stock purchasable based on the Exchange Ratio as set forth in the Merger Agreement; and
- (c) each Legacy TriSalus restricted stock unit ("RSU") award converted into a restricted stock unit award to receive shares of our Common Stock ("TriSalus Assumed RSU Award"), with each TriSalus Assumed RSU Award subject to the same terms and conditions as were applicable to the original Legacy TriSalus stock unit award, and with the number of shares of TriSalus Common Stock to which the TriSalus Assumed RSU Award relates being based on the Exchange Ratio and other terms contained in the Merger Agreement.

The Business Combination was accounted for as a reverse recapitalization in conformity with accounting principles generally accepted in the United States. Under the method of accounting, MTAC was treated as the "acquired" company for financial reporting purposes. This determination was primarily based on the fact that, at the time of the Business Combination, the Legacy TriSalus stockholders have a majority of the voting power of TriSalus, Legacy TriSalus comprises all of our senior management, Legacy TriSalus has appointed a majority of our governing body, and Legacy TriSalus' senior management comprises all of our senior management. For accounting purposes, the financial statements of the combined entity represented a continuation of the financial statements of Legacy TriSalus with the Business Combination being treated as the equivalent of Legacy TriSalus issuing stock for the net assets of MTAC, accompanied by a recapitalization. Operating results for the Business Combination are those of Legacy TriSalus. Reported shares and earnings per share available to holders of the Company's common stock for the Business Combination, have been retroactively restated as shares reflecting the exchange ratio established in the Business Combination (1.0 share of Legacy TriSalus Common Stock for approximately 0.02471853 shares of TriSalus).

Proceeds from this transaction totaled \$42,854. These proceeds were comprised of \$2,704 from the MTAC trust account, and \$40,150 received from concurrent private investment in public equity financing ("PIPE Financing"). Pursuant to the terms of the Merger Agreement, \$6,000 of the proceeds were used to pay expenses incurred by MTAC related to the merger, resulting in net cash proceeds of \$36,854. The Company incurred \$6,069 in transaction costs related to the Business Combination, of which \$1,742 was recorded as a reduction of equity and the balance of \$4,327 was recorded in general and administrative expense.

Pursuant to the terms of the Merger Agreement, the existing stockholders of Legacy TriSalus exchanged their interests for shares of common stock of the Company. In addition, MTAC had previously issued public warrants and private placement warrants (collectively, the "MTAC Warrants") as part of its initial public offering in November 2020. None of the terms of the MTAC Warrants were modified as a result of the Business Combination. On the Closing Date, the Company issued shares related to the MTAC Warrants of \$2,568. During the period from August 10, 2023, to September 30, 2023, the fair value of the MTAC Warrants increased, resulting in a loss on the change in fair value of \$2,853 and a gain of \$660 in the Condensed Consolidated Statements of Operations for the three months ended September 30, 2023, respectively.

Immediately following the Business Combination, there were 26,316,681 shares of our Common Stock outstanding, options and RSUs to purchase 2,816,224 shares of common stock and warrants outstanding to purchase 14,266,605 shares of common stock.

*PIPE Financing*

On the Closing Date, certain investors agreed to purchase an aggregate of 4,015,002 newly-issued shares of Series A Convertible Preferred Stock at \$10.00 per share for an aggregate purchase price of \$40,150, pursuant to separate subscription agreements dated June 7, 2023, and July 4, 2023 (collectively, the "Subscription Agreements"). See Note 11 for further discussion.

*Sponsor Earnout*

In connection with the execution of the Merger Agreement, MTAC entered into the Sponsor Support Agreement. Pursuant to the Sponsor Support Agreement, 3,125,000 Sponsor Earnout Shares became unvested and subject to potential forfeiture if certain triggering events are not achieved prior to the 5th anniversary of the Closing Date. Pursuant to the Sponsor Support Agreement, (i) 25% of the shares of our Common Stock held by the Sponsor Holders will only vest if, during the period following the Closing, the volume weighted average price of our Common Stock equals or exceeds \$15.00 for any 20 trading days within a period

trading days, (ii) 25% of the shares of our Common Stock held by the Sponsor Holders will only vest if, during the five year period following the weighted average price of our Common Stock equals or exceeds \$20.00 for any 20 trading days within a period of 30 consecutive trading days, (i) Common Stock held by the Sponsor Holders will only vest if, during the five year period following the Closing, the volume weighted average price equals or exceeds \$25.00 for any 20 trading days within a period of 30 consecutive trading days; and (iv) 25% of the shares of our Common Stock Holders will only vest if, during the five year period following the Closing, the volume weighted average price of our Common Stock equals or exceeds \$20.00 for any 20 trading days within a period of 30 consecutive trading days. Additionally, the Sponsor Earnout Shares will vest if there is a change in control of our company within a period of 30 consecutive trading days. Any such shares held by the Sponsor Holders that remain unvested after the 5th anniversary of the Closing will be forfeited.

[Fair Value Disclosures](#)[\[Abstract\]](#)[Financial Instruments](#)**(4) Financial Instruments**

Our financial instruments consist of cash, cash equivalents, accounts receivable, accounts payable, contingent earnout liability, and warrants to purchase common stock. The carrying values of these financial instruments (other than warrants and tranche liabilities, which are held at fair value) approximate as of September 30, 2023, and December 31, 2022. In general, asset and liability fair values are determined using the following categories:

Level 1 — Inputs utilize quoted prices in active markets for identical assets or liabilities.

Level 2 — Inputs include quoted prices for similar assets or liabilities in active markets, and inputs other than quoted prices that are observable either directly or indirectly.

Level 3 — Inputs are unobservable inputs and include situations where there is little, if any, market activity for the balance sheet items at period end that are unobservable for the terms and are based on the Company's own assumptions about the assumptions that a market participant would use.

Our warrant, tranche and earnout liabilities are measured at fair value on a recurring basis.

*Financial Instruments After Business Combination*

The carrying amount of our outstanding MTAC warrants liabilities was \$5,421 at September 30, 2023. The carrying amount of outstanding earnout liabilities was \$0 at September 30, 2023. These carrying values of the warrant liabilities represent the remeasurement to fair value each reporting period based on Level 1 inputs for publicly traded MTAC Warrants and Level 2 inputs for the private placement MTAC Warrants. The carrying amounts of the contingent earnout liabilities represent the remeasurement to fair value each reporting period based on unobservable, or Level 3, inputs, using assumptions made by us, including the market price of the Company's stock and the observed volatility of a peer group of companies.

At the Closing Date, we assumed warrants to purchase 14,266,605 shares of common stock for \$11.50 (see Note 9). Of these, 8,333,272 are to be purchased from the Company, 5,933,333 are privately held. At the Closing Date, we determined the fair value of all the warrants to be \$2,568 based on the closing price of \$0.18 per share of warrants (Level 1).

At the Closing Date, we determined the fair value of the earnout liability to be \$28,927 based on a Monte Carlo simulation of future trading price of the Company's stock. See Note 8 for further discussion.

The following tables summarize the changes in fair value of our outstanding earnout liability in the nine months ended September 30, 2023. The liability were not present in the nine months ended September 30, 2022.

Level 3 Liabilities	Fair Value at December 31, 2022	Change in Unrealized (Gains) Losses	Issuances (Settlements)	Net In (Out) of L
Contingent earnout liability	\$ —	\$ (19,904)	\$ 28,927	\$

*Financial Instruments Prior to the Business Combination*

Our warrants and tranche liabilities are measured at fair value on a recurring basis. The carrying amount of outstanding warrant liabilities was \$0 at September 30, 2023, and December 31, 2022, respectively. The carrying amount of outstanding tranche liabilities was zero and \$4,702 at September 30, 2023, and December 31, 2022, respectively. These carrying values represent the remeasurement to fair value each reporting period based on unobservable inputs using assumptions made by us, including the probabilities assigned to a status quo scenario and the potential closing of the Business Combination. The carrying value of the Series B-3 Warrants (as defined below) upon closing of the Business Combination, the fair value of the Company, the fair value of the Company's stock, the Company's volatility, discount rate, and expected term of the related instrument.

See Note 9 for further discussion. These assumptions require significant judgment on the part of management and actual outcomes may materially differ from those estimated by management.

In March 2023, we sold shares of Series B-2 preferred stock with accompanying warrants to purchase Series B-3 preferred stock as part of the Second Tranche Closings (see Note 9). At issuance, the warrants issued to purchase Series B-3 preferred stock had a fair value of \$4,654 and were classified as a liability. The carrying value of Series B-2 preferred stock and accompanying warrants to purchase Series B-3 preferred stock as part of the Second Tranche Closings resulted in a net liability of \$0 at issuance.

In June 2023, we sold shares of Series B-2 preferred stock with accompanying warrants to purchase Series B-3 preferred stock as part of the Second Tranche Closings (see Note 9). At issuance, the warrants issued to purchase Series B-3 preferred stock had a fair value of \$10,047 and were classified as a liability. The carrying value of Series B-2 preferred stock and accompanying warrants to purchase Series B-3 preferred stock as part of the Second Tranche Closings resulted in a net liability of \$0 at issuance.

Immediately prior to the exercise of the warrants to purchase Series B-3 preferred stock in February, March, June and July 2023, the associated liability was remeasured to fair value.

In July 2023, warrants to purchase 2,239,309 shares of Series B-3 preferred stock were exercised for \$4,530.

At the Closing Date of the Business Combination, all in-the-money outstanding warrants and Series B-3 Warrants were remeasured to fair value, converted to shares of common stock of Legacy TriSalus, and then exchanged for shares of TriSalus common stock at the Exchange Ratio. Outstanding warrants that expired, resulting in a gain on expiration of \$18. The Series B-2 tranche liabilities also expired at the Closing Date of the Business Combination.

The following tables summarize the changes in fair value of our outstanding warrant and tranche liabilities measured using Level 3 inputs in the periods ended September 30, 2023 and 2022:

Level 3 Liabilities	Fair Value at December 31, 2021	Change in Unrealized (Gains) Losses	Issuances (Settlements)	Net Inflow (L)
Warrant liability	\$ 391	\$ (19)	\$ —	\$

Level 3 Liabilities	Fair Value at December 31, 2022	Change in Unrealized (Gains) Losses	Issuances (Settlements)	Net Inflow (L)
Warrant liability	\$ 369	\$ —	\$ (369)	\$
Series B-2 tranche liabilities	\$ 4,702	\$ (3,200)	\$ (1,502)	\$
Series B-3 Warrant liabilities	\$ 15,819	\$ (311)	\$ (15,508) <sup>(1)</sup>	\$

(1) This amount includes settlements of \$25,409, and final net exercise of \$4,800, transferred to convertible preferred stock, offset by issuance of common stock.

**Cash, cash equivalents and restricted cash**

**9 Months Ended  
Sep. 30, 2023**

**12 Months Ended  
Dec. 31, 2022**

**Cash and Cash Equivalents**

**[Abstract]**

**Cash, cash equivalents and restricted cash**

Cash, cash equivalents and restricted cash, as presented in the Condensed Consolidated Statements of Cash Flows, consisted of the following:

	September 30, 2023	December 31, 2022
Cash and cash equivalents	\$ 21,383	\$ 9,414
Restricted cash (included in Other assets)	250	250
<b>Total cash, cash equivalents and restricted cash shown in the Condensed Consolidated Statements of Cash Flows</b>	<b>\$ 21,633</b>	<b>\$ 9,664</b>

Restricted cash is \$250 held by our bank to support our corporate credit card program.

**(4) Cash, cash equivalents and restricted cash**

Cash, cash equivalents and restricted cash, as presented in the Condensed Consolidated Statements of Cash Flows, consisted of the following:

	December 31, 2022	December 31, 2021
Cash and cash equivalents	\$ 9,414	\$ 30,301
Restricted cash (included in Other assets)	250	—
<b>Total cash, cash equivalents and restricted cash shown in the Condensed Consolidated Statements of Cash Flows</b>	<b>\$ 9,664</b>	<b>\$ 30,301</b>

Restricted cash is \$250 held by our bank to support our corporate credit card program.

## Inventory

### [Inventory Disclosure](#)

#### [\[Abstract\]](#)

#### [Inventory](#)

**9 Months Ended  
Sep. 30, 2023**

**12 Months Ended  
Dec. 31, 2022**

#### (6) Inventory

The components of inventory are summarized as follows:

	September 30, 2023	December 31, 2022
Raw materials	\$ 289	\$ 753
Finished goods	1,340	718
Inventory, net	<u>\$ 1,629</u>	<u>\$ 1,471</u>

Finished goods amounts include a reserve for excess or obsolete inventory of nil and \$43 as of September 30, 2023, and December 31, 2022.

#### (5) Inventory

The components of inventory at December 31 are summarized as follows:

	2022	2021
Raw materials	\$ 753	\$ 646
Finished goods	718	646
Inventory, net	<u>\$1,471</u>	<u>\$1,292</u>

The finished goods amounts in the table above include a reserve for excess inventory of \$43 and \$97 as of December 31, 2022 and 2021, respectively.

## Accrued Liabilities

9 Months Ended  
Sep. 30, 2023

12 Months Ended  
Dec. 31, 2022

### [Payables and Accruals](#)

#### [\[Abstract\]](#)

#### [Accrued Liabilities](#)

#### (7) Accrued Liabilities

Accrued Liabilities consists of the following:

	September 30, 2023	December 31, 2022
Accrued liabilities	\$ 3,404	\$ 2,905
Accrued bonus	2,706	2,896
Accrued vacation	475	329
Accrued payroll	15	247
Total accrued liabilities	<u>\$ 6,600</u>	<u>\$ 6,377</u>

#### (7) Accrued Liabilities

Accrued liabilities consists of the following:

	December 31,	
	2022	2021
Accrued liabilities	\$2,905	\$2,910
Accrued incentives	2,896	1,562
Accrued vacation	329	271
Accrued payroll	247	226
	<u>\$6,377</u>	<u>\$4,969</u>



**Contingent Earnout  
Liability**

**9 Months Ended  
Sep. 30, 2023**

**Derivative Instruments and  
Hedging Activities**

**Disclosure [Abstract]**

**Contingent Earnout Liability**

**(8) Contingent Earnout Liability**

As described in Note 2 and Note 3, in connection with the execution of the Merger Agreement, MTAC entered into the Sponsor Support Agreement with the Sponsor Holders and Legacy TriSalus, pursuant to which, 3,125,000 of the shares of our Common Stock held by the Sponsor immediately after the Closing Date became unvested and subject to potential forfeiture if certain triggering events are not achieved during the Earnout Period. The earnout shares are classified as a liability and were initially measured at fair value at the Closing Date and will subsequently be remeasured at the end of each reporting period with the change in fair value of the earnout liability recorded in the Condensed Consolidated Statements of Operations.

The estimated fair value of the total contingent earnout liability at the closing on August 10, 2023, was \$28,927 based on a Monte Carlo simulation valuation model. The liability was remeasured to its fair value of \$9,023 as of September 30, 2023. This remeasurement resulted in the recording of \$19,904 for the three and nine months ended September 30, 2023, classified as change in fair value of contingent earnout liability in the Condensed Consolidated Statements of Operations. Assumptions used in the valuation are described below:

	September 30, 2023	August 10, 2023
Current stock price	\$ 5.12	\$ 11.34
Expected share price volatility	65.0 %	65.0 %
Risk-free interest rate	4.6 %	4.2 %
Expected term (years)	4.9	5
Estimated dividend yield	— %	— %

The estimated fair value of the liability was determined using a Monte Carlo simulation valuation model using a distribution of potential outcomes. The inputs and assumptions utilized in the calculation require management to apply judgment and make estimates including:

- (a) expected volatility, which is based on the historical equity volatility of publicly traded peer companies for a term equal to the expected term of the earnout period;
- (b) expected term, which we based on the earnout period per the agreement;
- (c) risk-free interest rate, which was determined by reference to the U.S. Treasury yield curve for time periods commensurate with the expected term of the earnout period; and
- (d) expected dividend yield, which we estimate to be zero based on the fact that we have never paid or declared dividends.

These estimates may be subjective in nature and involve uncertainties and matters of judgment and therefore cannot be determined with exact precision.

## Warrants

9 Months Ended  
Sep. 30, 2023

[Warrants and Rights Note Disclosure \[Abstract\]](#)

[Warrants](#)

### (9) Warrants

Warrants outstanding at September 30, 2023, and December 31, 2022, are as follows:

	September 30, 2023	Decem 2022
Public Warrants	8,333,272	15,111,111
Private Placement Warrants	5,933,333	5,933,333
Series B-3 Warrants	—	15,111,111
Total warrants	14,266,605	36,155,555

#### Public and Private Placement Warrant Liabilities

In connection with consummation of the Business Combination, the Company assumed the warrant liabilities associated with 8,333,272 MTAC Public Warrant is exercisable to purchase one share of common stock at a price of \$11.50 per share, subject to adjustment. As of September 30, 2023, there were 8,333,272 Public Warrants outstanding.

The Public Warrants will become exercisable 30 days after the completion of the Business Combination. The Public Warrants expire 5 years after the Business Combination or earlier upon redemption or liquidation.

On August 31, 2023, the Company filed an amended registration statement on Form S-1 (as may be amended from time to time) with the SEC for the shares of common stock issuable upon exercise of the warrants and will use its best efforts to cause such registration statement to become effective. The current prospectus relating to those shares of common stock until the warrants expire or are redeemed, as specified in the warrant agreement.

Once the warrants become exercisable, the Company may redeem for cash the outstanding Public Warrants:

- in whole and not in part;
- at a price of \$0.01 per Public Warrant;
- upon not less than 30 days' prior written notice of redemption to each warrant holder; and
- if, and only if, the reported closing price of the Common Stock equals or exceeds \$18.00 per share (as adjusted for stock splits, stock dividends, recapitalizations and the like) for any 20 trading days within a 30 trading day period ending three business days before the Company sends the notice of redemption to the warrant holders.

If and when the warrants become redeemable by the Company, the Company may exercise its redemption right even if it is unable to register the securities for sale under all applicable state securities laws.

If the Company calls the Public Warrants for redemption, management will have the option to require all holders that wish to exercise the Public Warrants on a "cashless basis." The exercise price and number of shares of common stock issuable upon exercise of the warrants may be adjusted in certain circumstances in the event of a stock dividend, or recapitalization, reorganization, merger or consolidation. However, except as described below, the warrants will not be adjusted in the event of a stock dividend, or recapitalization, reorganization, merger or consolidation. Additionally, in no event will the Company be required to net cash settle the warrants. Accordingly, if the Company is unable to complete the redemption, the warrants will expire worthless.

In addition to the Public Warrants, the Company assumed the warrant liabilities associated with 5,933,333 MTAC Private Placement Warrants. The Private Placement Warrants are identical to the Public Warrants, except that the Private Placement Warrants and the common stock issuable upon the exercise of the Private Placement Warrants will not be transferable, assignable or saleable until 30 days after the completion of the Business Combination, subject to certain limited exceptions. If the Private Placement Warrants are held by someone other than the initial purchasers or their permitted transferees, the Private Placement Warrants will be exercisable on a cashless basis and be non-redeemable so long as they are held by the initial purchasers or their permitted transferees. If the Private Placement Warrants are held by someone other than the initial purchasers or their permitted transferees, the Private Placement Warrants will be exercisable on a cashless basis and be non-redeemable so long as they are held by the initial purchasers or their permitted transferees. If the Private Placement Warrants are held by someone other than the initial purchasers or their permitted transferees, the Private Placement Warrants will be exercisable on a cashless basis and be non-redeemable so long as they are held by the initial purchasers or their permitted transferees. As of September 30, 2023, there were 5,933,333 Private Placement Warrants outstanding.

We determined that both the Public and Private placement Warrants do not meet the criteria to be equity classified and should be recorded as liabilities. We concluded liability classification under ASC 815, *Derivatives and Hedging*, as these warrants include a provision that could allow cash settlement in the event of a change of control of the Company, and such event may not result in a change in control of the Company. As a result, the Private and Public Warrants do not meet the criteria for equity classification.

At the close of the Business Combination, the fair values of the Public Warrants and Private Placement Warrants were \$1,500 and \$1,068, respectively. As of September 30, 2023, the fair values of the Public Warrants and Private Placement Warrants were \$3,166 and \$2,255, respectively. The fair value of the warrants has been measured based on the quoted price of such warrants on the Nasdaq Global Market. The transfer of Private Placement Warrants to anyone other than the initial purchasers or their permitted transferees would result in the Private Placement Warrants having substantially the same terms as the Public Warrants. We determined that the fair value of each Private Warrant is equivalent to that of each Public Warrant.

#### Series B-3 Warrants

The Series B-3 Warrants were issued in conjunction with shares of Series B-2 preferred stock in October 2022, March 2023 and May 2023. Each warrant gives the holder the right to purchase one share of Series B-3 preferred stock for \$0.05. The Series B-3 Warrants expired at the earlier of October 5, 2028, or the closing of a change of control transaction. All in-the-money warrants that were outstanding at a change of control transaction would automatically net exercise.

In July 2023, Series B-3 Warrants to purchase 2,239,309 shares of Series B-3 preferred stock were exercised for \$4,530. At the Closing Date of the Business Combination, all in-the-money outstanding warrants and Series B-3 Warrants were net-exercised and converted to shares of common stock of Legacy. The Series B-3 Warrants were exchanged for shares of TriSalus common stock. Out-of-the-money warrants for other classes of preferred stock expired. The Series B-2 tranche 1 warrants expired at the Closing Date of the Business Combination.

*Subsequent Event: Warrant Repurchase Program*

In August 2023, our Board approved a warrant repurchase program, authorizing the repurchase of some or all of the Public Warrants (the “Warrant Repurchase Program”). The Board authorized an aggregate expenditure of up to \$4,000 for such repurchases. The repurchases may be made from time to time through privately negotiated transactions. We may adopt one or more purchase plans pursuant to Rule 10b5-1 under the Exchange Act, in order to implement the Warrant Repurchase Program. The Warrant Repurchase Program does not obligate us to purchase any Public Warrants and may be terminated, increased or decreased at its discretion at any time. We adopted a purchase plan in October 2023. Through October 31, 2023, we had repurchased 28,502 Public Warrants for an aggregate amount of \$4,000.

## Income Taxes

**9 Months Ended  
Sep. 30, 2023**

**12 Months Ended  
Dec. 31, 2022**

### [Income Tax Disclosure](#)

#### [\[Abstract\]](#)

#### [Income Taxes](#)

#### (10) Income Taxes

At the end of each interim period, we make our best estimate of the effective tax rate expected to be applicable for the full calendar year and use that rate to provide for income taxes on a current year-to-date basis before discrete items. If a reliable estimate cannot be made, we may make a reasonable estimate of the annual effective tax rate, including use of the actual effective rate for the year-to-date. The impact of the discrete items is recorded in the quarter in which they occur.

We utilize the balance sheet method of accounting for income taxes and deferred taxes which are determined based on the differences between the financial statements and tax basis of assets and liabilities given the provisions of the enacted tax laws. In assessing the realizability of the deferred tax assets, we considered whether it is more likely than not that some portion or all of the deferred tax assets will not be realized through the generation of future taxable income. In making this determination, we assessed all of the evidence available at the time including recent earnings, forecasted income projections, and historical financial performance. We have fully reserved deferred tax assets as a result of this assessment.

Based on our full valuation allowance against the net deferred tax assets, our effective federal tax rate for the calendar year is zero, and we recorded an immaterial income tax expense in the nine months ended September 30, 2023 and 2022.

#### (8) Income Taxes

The income tax expenses (benefits) from continuing operations for the years ended December 31, 2022 and 2021, are summarized as follows:

	<u>2022</u>	<u>2021</u>
<b>Federal:</b>		
Current	\$ —	\$ —
Deferred	—	—
	—	—
<b>State:</b>		
Current	9	3
Deferred	—	—
	9	3
<b>Total</b>	<u>\$ 9</u>	<u>\$ 3</u>

The provision for income taxes differs from income taxes computed at the federal statutory tax rates for the years ended December 31, 2022 and 2021, due to the following items:

	<u>2022</u>	<u>2021</u>
Statutory rate	21.0 %	21.0 %
State and local taxes	2.0	2.5
Change in valuation allowance	(19.0)	(20.0)
Other	1.0	(0.1)
Permanent differences	<u>(5.0)</u>	<u>(3.4)</u>
	<u>— %</u>	<u>— %</u>

The income tax effects of temporary differences that give rise to significant portions of the deferred income tax assets and liabilities at December 31, 2022 and 2021, are presented below:

	<u>2022</u>	<u>2021</u>
<b>Deferred tax assets:</b>		
NOL carryforwards	\$ 30,421	\$ 27,002
Fixed assets and intangibles	2,371	2,306
Accruals	815	108
Inventory	76	229
Other	87	—
Capitalized R&D expenses	<u>4,613</u>	<u>—</u>
Stock-based compensation expense	76	63
<b>Total deferred income tax assets</b>	<u>38,459</u>	<u>29,708</u>

Deferred tax liabilities:		
Prepaid expenses	(101)	(78)
Total deferred income tax assets and liabilities	38,358	29,630
Less: valuation allowance	(38,358)	(29,630)
Net deferred income tax assets and liabilities	\$ —	\$ —

In assessing the realizability of our deferred tax assets, we consider whether it is more likely than not that some portion or all of the deferred tax assets will not be realized. The ultimate realization of deferred tax assets is dependent upon the generation of future taxable income during the periods in which those temporary differences become deductible. We consider the scheduled reversal of deferred tax liabilities, projected future taxable income, and tax planning strategies in making this assessment. As we do not have any historical taxable income, projections of future taxable income over the periods in which the deferred tax assets are deductible, and after consideration of the history of operating losses, we do not believe it is more likely than not that we will realize the benefits of the net deferred tax assets and, accordingly, have established a valuation allowance equal to 100% of net deferred tax assets. The change in the valuation allowance for the years ended December 31, 2022 and 2021 was \$8,728 and \$5,779, respectively.

As of December 31, 2022, we had net operating losses (“NOLs”) as follows (the NOLs which do not expire are subject to an annual utilization limitation of 80% of taxable income):

	<u>December 31, 2022</u>	
	<u>Federal</u>	<u>State</u>
NOLs expiring between 2029 and 2037	\$ 43,912	\$67,380
NOLs which do not expire	82,009	18,398
Total NOLs	<u>\$125,921</u>	<u>\$85,778</u>

The Internal Revenue Code contains provisions that may further limit the net operating loss carryovers available to be used in any one year if certain events occur, including significant changes in ownership interests. Utilization of net operating loss and tax credit carryforwards are subject to a substantial annual limitation due to the ownership change limitations set forth in Section 382 of the Code and similar state provisions. We prepared an Internal Revenue Code 382

analysis to determine the annual limitations on our consolidated net operating loss carryforwards. All of our tax attributes are subject to an annual limitation. Such annual limitations could result in the expiration of the net operating loss and tax credit carryforwards before utilization.

As of December 31, 2022 and 2021, we did not have any unrecognized tax benefits and does not expect that the amount of unrecognized tax benefits will change significantly within the next 12 months. Our accounting policy is to accrue interest and penalties related to unrecognized tax benefits as a component of income tax expense.

Our federal and state returns for all years remain open to examination by tax authorities.

**(11) Preferred Stock***Series A Convertible Preferred Stock*

At the Closing Date, we issued 4,015,002 shares of Series A Convertible Preferred Stock for \$40,150.

As of September 30, 2023, the Company is authorized to issue up to 10,000,000 shares of preferred stock with 5,984,998 shares available for issue. The original issue price of the Series A Convertible Preferred Stock was \$10.00. The Series A Convertible Preferred Stock accrues cumulative dividends at the original issue price. As of September 30, 2023, total undeclared cumulative dividends were \$458. We have not recorded the undeclared dividends in our consolidated financial statements.

All shares of Series A Convertible Preferred Stock had the following rights:

*(i) Conversion**(a) Optional Conversion*

The Series A Convertible Preferred Stock are convertible at any time at the option of the holder thereof into the number of shares of our Common Stock determined by the quotient of (i) the sum of \$10.00 (as adjusted for any stock dividend, stock split, reverse stock split, combination or split of Series A Convertible Preferred Stock) (the "Liquidation Preference") and, if we have not elected to otherwise pay the accrued Annual Dividends in cash to the holder, the accrued Annual Dividends on such shares as of the date of conversion, divided by (ii) the Conversion Price (as defined in the Certificate of Designations, Preferences, and Rights of Series A Convertible Preferred Stock (the "Certificate of Designations")) of such shares in effect at the time of conversion.

*(b) Automatic Conversion*

On the four-year anniversary of the Closing, all then outstanding shares of Series A Convertible Preferred Stock shall automatically convert into a number of shares of our Common Stock equal to the quotient of (i) the sum of the Liquidation Preference and if we had not elected to otherwise pay the accrued Annual Dividends in cash to the holder, the accrued Annual Dividends on such shares as of the date of conversion, divided by (ii) the Conversion Price in effect at the time of conversion.

*(ii) Voting Rights*

Holders of the Series A Convertible Preferred Stock are entitled to vote with the holders of our Common Stock on all matters submitted to a vote, except as otherwise provided in the Certificate of Designations or as required by applicable law, voting together with the holders of our Common Stock. Each holder is entitled to a number of votes in respect of the shares of Series A Convertible Preferred Stock owned as of the record date by it, or its transferee, established, as of the date such vote is taken or any written consent of stockholders is solicited, equal to the quotient of (i) \$10.00 divided by (ii) the Conversion Price defined in Nasdaq Listing Rule 5635(d)) of our Common Stock as determined at Closing.

As long as any shares of Series A Convertible Preferred Stock are outstanding, we shall not, without the affirmative vote of the Holders of a majority of the outstanding shares of the Series A Convertible Preferred Stock, (i) amend, alter, repeal or otherwise modify any provision of our certificate of incorporation or Certificate of Designations in a manner that would alter or change the terms or the powers, preferences, rights or privileges of the Series A Convertible Preferred Stock; (ii) authorize, create, increase the authorized amount of, or issue any class or series of capital stock senior to the Series A Convertible Preferred Stock; (iii) increase the authorized number of shares of Series A Convertible Preferred Stock or enter into any agreement with respect to the foregoing.

*(iii) Dividends*

Holders of the Series A Convertible Preferred Stock are entitled to participate equally in any dividends declared to holders of Common Stock. Each holder of the Series A Convertible Preferred Stock is entitled to receive cumulative annual dividends that accrue and accumulate on a daily basis at a rate of 8.00% on the basis of an actual 365- or 366-day year, as applicable) equal to 8.00% of the original issue price of \$10.00 per share (the "Annual Dividends") which will be either paid in cash, paid by issuing fully paid and nonassessable shares of Common Stock, or a combination thereof when, as and if authorized by the Board. Upon conversion or a change of control, any unpaid Annual Dividends will be paid to the holders, either in the form of common stock upon conversion or upon a change of control. So long as any shares of Series A Convertible Preferred Stock remain outstanding, unless all Annual Dividends on all outstanding shares of Series A Convertible Preferred Stock have been declared and paid in cash, we will be prohibited from declaring any dividends on, or making any distributions to, any other classes of our capital stock ranking junior to the Series A Convertible Preferred Stock, subject to certain exceptions.

*(iv) Anti-dilution Provisions*

The initial Conversion Price of \$10.00 is subject to customary adjustments in the case of certain distributions to holders of our Common Stock, including distributions of Common Stock, subdivisions, splits or combinations of the shares of our Common Stock and distributions to all holders of shares of our Common Stock, securities or options or any other assets for which there is no corresponding distribution in respect of the Series A Convertible Preferred Stock.

The Conversion Price will automatically reset upon each of February 10, 2025, and July 10, 2027, the eighteen-month and forty-seven-month anniversaries of the Closing Date, to be equal to the lowest of:

- (i) Initial Conversion Price, subject to adjustments for stock dividends and distributions or other distributions made to common stockholders for which there is no corresponding distribution for Preferred Stock,
- (ii) the then-current Conversion Price, and

(iii) the higher of 1) the Floor Price (\$2.10 per share) or 2) the trailing ten-Trading Day VWAP of the Common Stock determined as of the date of the

(iv) *Liquidation Preferences*

The terms of the Series A Convertible Preferred Stock provide for liquidation preferences in the event of a change in control, liquidation, dissolution, or other fundamental transactions of the Company (a “Liquidation Event”), none of which were deemed probable as of September 30, 2023. The Liquidation Preferences, per share, plus all unpaid dividends, are payable prior to payment to any class of capital stock that is junior to the Series A Convertible Preferred Stock.

If the assets of the Company or the consideration received in such Liquidation Event are insufficient to make payment of the full Liquidation Preferences of Series A Convertible Preferred Stock, then such assets will be distributed ratably to the holders of Series A Convertible Preferred Stock in proportion to which they would otherwise have been entitled. After payment of the aforementioned Liquidation Preferences, any remaining proceeds from the Liquidation Event will be distributed to all classes of capital stock that are junior to the Series A Convertible Preferred Stock pro rata on an as-if converted basis.

*Legacy TriSalus Preferred Stock*

Since inception, we have issued various series of preferred stock as described below. As described in Note 3, all of the Legacy TriSalus Preferred Stock was converted to Legacy TriSalus Common Stock immediately prior to the Merger and, upon consummation of the Merger, were exchanged for shares of our Common Stock in accordance with the terms of the Legacy TriSalus Preferred Stock, upon an acquisition of the Company, the proceeds would be used to first pay the Liquidation Preferences on the preferred stock prior to payment to common stockholders. We have determined this is an in-substance redemption feature since holders of the Legacy TriSalus Preferred Stock have a majority of our Board and control a majority of the stockholder vote on an as-if-converted basis. Thus, a decision to pursue an acquisition or other business combination — and thereby redeem the convertible preferred stock — was deemed to be outside of our control. As a result, the Legacy TriSalus Preferred Stock is classified as temporary equity in the accompanying Condensed Consolidated Balance Sheets. We have not adjusted the carrying values of the common stock to reflect the respective liquidation preferences of such shares as the instruments were not currently redeemable and we believed it was not probable that they would become redeemable.

Convertible preferred stock at September 30, 2023, August 10, 2023, and December 31, 2022, is as follows:

Series	September 30, 2023	August 10, 2023	December 31, 2022
Series A-1 preferred stock, \$0.001 par value per share. Issued, and outstanding 0 and 131,797 shares at September 30, 2023, and December 31, 2022, respectively	\$ —	\$ —	\$ —
Series A-2 preferred stock, \$0.001 par value per share. Issued, and outstanding 0 and 576,126 shares at September 30, 2023, and December 31, 2022, respectively	—	—	—
Series A-3 preferred stock, \$0.001 par value per share. Issued, and outstanding 0 and 612,822 shares at September 30, 2023, and December 31, 2022, respectively	—	—	—
Series A-4 preferred stock, \$0.001 par value per share. Issued, and outstanding 0 and 127,787 shares at September 30, 2023, and December 31, 2022, respectively	—	—	—
Series A-5 preferred stock, \$0.001 par value per share. Issued and outstanding 0 shares at September 30, 2023; authorized 734,533, issued and outstanding 730,320 and December 31, 2022	—	—	—
Series A-6 preferred stock, \$0.001 par value per share. Issued and outstanding 0 shares at September 30, 2023; authorized 805,848, issued and outstanding 800,657 at December 31, 2022	—	—	—
Series B preferred stock, \$0.001 par value per share. Issued and outstanding 0 shares at September 30, 2023; authorized 7,021,678, issued and outstanding 6,984,971 at December 31, 2022, respectively	—	—	—
Series B-1 preferred stock, \$0.001 par value per share. Issued, and outstanding 0 shares at September 30, 2023, authorized, issued and outstanding 1,659,672 at and December 31, 2022	—	—	—
Series B-2 preferred stock, \$0.001 par value per share. Issued and outstanding 0 and 706,243 shares at September 30, 2023, and December 31, 2022, respectively	—	—	—
Series B-3 preferred stock, \$0.001 par value per share. Issued and outstanding 0 and 0 shares at September 30, 2023, and December 31, 2022, respectively	—	—	—
<b>Total convertible preferred stock</b>	<b>\$ —</b>	<b>\$ —</b>	<b>\$ —</b>

The following table summarizes activity in convertible preferred stock in the nine months ended September 30, 2023, and 2022.

Series	Balance at December 31, 2022	Issuances	Retirements / Conversions
Series A-1	\$ 6,065	\$ —	\$ (6,065)
Series A-2	8,976	—	(8,976)
Series A-3	10,611	—	(10,611)
Series A-4	1,993	—	(1,993)
Series A-5	12,858	—	(12,858)
Series A-6	15,476	—	(15,476)
Series B	84,528	109	(84,637)
Series B-1	23,499	1	(23,500)
Series B-2	—	—	—
Series B-3	—	39,858	(39,858)
<b>Total convertible preferred stock</b>	<b>\$ 164,006</b>	<b>\$ 39,968</b>	<b>\$ (203,977)</b>

Series	Balance at December 31, 2021	Issuances
Series A-1	\$ 6,065	\$ —
Series A-2	8,976	—
Series A-3	10,611	—
Series A-4	1,993	—
Series A-5	12,858	—



Series A-6	15,476	—
Series B	84,528	—
Series B-1	20,000	3,499
Total convertible preferred stock	\$ 160,507	\$ 3,499

Warrants to purchase convertible preferred stock at September 30, 2023, and December 31, 2022, are as follows:

Series	September 30, 2023	December 31, 2022
Series A-5 preferred stock, \$17.81 exercise price	—	—
Series A-6 preferred stock, \$20.23 exercise price	—	—
Series B preferred stock, \$0.41 exercise price	—	—
Series B-3 preferred stock, \$2.03 exercise price	—	—
Total warrants	—	—

The following table summarizes activity in warrants to purchase preferred stock in the nine months ended September 30, 2023. There was no activity in warrants to purchase preferred stock in the nine months ended September 30, 2022.

Series	Balance at December 31, 2022	Exercises	Issuances	Retirement/Conversion
Series A-5	4,213	—	—	(4,213)
Series A-6	5,190	—	—	(5,190)
Series B	36,707	(11,123)	—	(25,584)
Series B-3	2,824,974	(4,771,642)	2,595,777	(649,100)

The Series A-5 and A-6 warrants were retired at the Closing Date as they were out-of-the money. The Series B and B-3 warrants were net-covertible into TriSalus Common Stock, then exchanged for shares of our Common Stock at the Closing Date.

The rights associated with the Legacy TriSalus Preferred Stock are described in our December 31, 2022, financial statements included in MT-2022-10 statement filed with the SEC on July 18, 2023.

#### October 2022 Financing

In early October 2022, we sold 706,243 shares of Series B-2 preferred stock in a private financing, primarily to existing stockholders, at a price of approximately \$13.50 per share, raising approximately \$9,755 in net proceeds (the “B-2 Preferred Stock Financing”). For each share sold, we also issued a warrant to purchase one share of Series B-2 preferred stock (with total warrants issued being for 2,824,974 shares of Series B-3 preferred stock) with a strike price of \$2.03 per share. The B-2 Preferred Stock Financing included, at our audit committee’s option, a second tranche for the sale of up to 518,854 shares of Series B-2 preferred stock for \$7,347,000 (up to \$10,000 through the sale of additional shares), with each such share of Series B-2 preferred stock accompanied by a warrant to purchase four shares of Series B-3 preferred stock at a strike price of \$2.03 per share, for a total of 2,075,417 shares of Series B-3 preferred stock, and a third tranche, at the election of the Company, for the sale of up to 306,053 shares of Series B-2 preferred stock for \$4,334 (which could be increased up to an additional 306,053 shares of Series B-2 preferred stock for approximately \$5,000 through the sale of additional shares of Series B-2 preferred stock), with each such share of Series B-2 preferred stock accompanied by a warrant to purchase eight shares of Series B-3 preferred stock at a strike price of \$2.03 per share, for a total of 2,448,040 shares of Series B-3 preferred stock. Investors can elect to not participate in the second tranche, and thereby give up their rights to participate in the third tranche. If investors elect to participate in the third tranche, it would cause all of their shares of Series B-2 preferred stock and Series B-3 preferred stock to immediately convert to common stock and any warrants to purchase Series B-3 preferred stock to convert to warrants to purchase common stock.

As a result of the issuance of the Series B-2 preferred stock, accompanying warrants to purchase Series B-3 preferred stock, and the second tranche of the B-2 Preferred Stock Financing, the anti-dilution feature of all prior issued preferred stock series was triggered. In accordance with the anti-dilution rights in the Company’s charter of incorporation, and in connection with the initial closing of the B-2 Preferred Stock Financing, the conversion prices of the Company’s preferred stock were (i) set to \$1.06 for Series A-1 preferred stock, \$0.33 for Series A-2 preferred stock, \$0.37 for Series A-3 preferred stock, \$0.34 for Series A-4 preferred stock, \$0.42 for Series A-6 preferred stock, \$0.26 for Series B preferred stock, and \$0.30 for Series B-1 preferred stock and (ii) set to \$0.30 for Series B-2 preferred stock and \$0.05 for Series B-3 preferred stock, which correlate to approximate (in each case rounded to three decimals) exchange ratios of 1.173 to 1 for Series A-1 preferred stock, 1.173 to 1 for Series A-2 preferred stock, 1.162 to 1 for Series A-3 preferred stock, 1.165 to 1 for Series A-4 preferred stock, 1.190 to 1 for Series A-6 preferred stock, 1.154 to 1 for Series B preferred stock, 1.167 to 1 for Series B-1 preferred stock, 1.167 to 1 for Series B-2 preferred stock and 1 to 1 for Series B-3 preferred stock.

We offered the Series B-2 preferred stock to all of our existing preferred stockholders (representing approximately 99.2% of our then-outstanding preferred stock on a converted to common stock basis) to continue to fund our operations through the expected period for completing the Business Combination (see Management Discussion and Analysis) and the expenses expected to be incurred in connection with the Business Combination and readying ourselves to be a public company. Board members, officers, and employees who participated in the B-2 Preferred Stock Financing did so under the same terms as other holders who do not provide services. As such, we concluded the B-2 Preferred Stock Financing was not compensatory and is not within the scope of ASC Topic 718, *Compensation — Stock Compensation*.

The warrants to purchase Series B-3 preferred stock (“Series B-3 Warrants”) represent freestanding financial instruments that should be recognized as liabilities on the Consolidated Balance Sheets if they are required to deliver puttable shares upon exercise of the warrants, which may be ultimately settled for cash due to the in-substance redemption feature of the warrants described above. Similarly, the combined rights and obligations for the second and third tranches for Series B-2 preferred stock (“Series B-2 Tranche Liability”) represent freestanding financial instruments that should be classified as a liability under ASC 480 as, (i) the decision to exercise the tranche is outside of our control, and (ii) the Series B-2 preferred stock represent a majority of our Audit Committee (which, pursuant to the financing agreements for the B-2 Preferred Stock Financing, has the right to call the second tranche), and (ii) the Company is required to deliver puttable shares upon execution of the tranches rights and obligations. Both the Series B-3 Warrants and the Series B-2 Tranche Liability are ultimately settled in cash. Both the Series B-3 Warrants and the Series B-2 Tranche Liability are classified as liabilities and are presented on the Consolidated Balance Sheets at their estimated fair values at each reporting date and immediately prior to settlement with the resulting change in net earnings.

#### 2023 Financing

In January through September 2023, holders of warrants to purchase 4,771,642 shares of Series B-3 preferred stock exercised their purchase rights for approximately \$9,630. In addition, \$25,409 of warrant liabilities was transferred to Series B-3 preferred stock. Also, holders of warrants to purchase Series B preferred stock exercised their purchase rights, for proceeds of \$4, plus the transfer of warrant liabilities of \$106 to Series B preferred stock.

In March 2023, we effectuated closings (“Second Tranche Closings”) of a portion of the second tranche of the B-2 Preferred Stock Financing whereby (i) 830,167 shares of Series B-2 preferred stock and accompanying warrants to purchase 830,167 shares of Series B-3 preferred stock, representing 40% of the second tranche, were sold for an aggregate purchase price of approximately \$2,932, net of execution costs, and (ii) 17,656 shares of Series B-2 preferred stock and accompanying warrants to purchase 70,624 shares of Series B-3 preferred stock, none of which were shares committed in the second tranche, were sold for an aggregate purchase price of \$250. As a result of the closings of a portion of the second tranche of the B-2 Preferred Stock Financing described above, in accordance with the anti-dilution rights in the Company’s certificate of incorporation, the conversion prices of the Company’s preferred stock were adjusted. The conversion prices were adjusted as a result of the June 2023 exercise of a portion of the second tranche of the B-2 Preferred Stock Financing described below, which represents the closing date in effect on the Closing Date.

In May 2023, we amended the Series B-2 preferred stock agreement and warrant agreement to purchase Series B-3 preferred stock to extend the closing date of the second tranche from February 28, 2023, to May 31, 2023.

In June 2023, we effectuated closings of a portion of the second tranche of the B-2 Preferred Stock Financing whereby (i) 257,779 shares of Series B-2 preferred stock and accompanying warrants to purchase 1,031,116 shares of Series B-3 preferred stock, representing approximately 49.7% of the shares committed in the second tranche, were sold for an aggregate purchase price of approximately \$3,650, and (ii) 165,967 shares of Series B-2 preferred stock and accompanying warrants to purchase 663,868 shares of Series B-3 preferred stock, which were shares committed in the second tranche, were sold for an aggregate purchase price of \$2,350. As a result of the closings of a portion of the second tranche of the B-2 Preferred Stock Financing described above, in accordance with the anti-dilution rights in the Company’s certificate of incorporation, the conversion prices of the Company’s preferred stock (i) were adjusted to \$38.84 for Series A-1 preferred stock, \$12.14 for Series A-2 preferred stock, \$13.36 for Series A-3 preferred stock, \$13.36 for Series A-4 preferred stock, \$13.36 for Series A-5 preferred stock, \$14.97 for Series A-6 preferred stock, \$9.71 for Series B preferred stock, and \$2.03 for Series B-1 preferred stock and (ii) remained the same for Series B-2 preferred stock \$14.16 and Series B-3 preferred stock \$2.03, which correlate to approximately (to three decimals) exchange ratios of 1.275 to 1 for Series A-1 preferred stock, 1.290 to 1 for Series A-2 preferred stock, 1.303 to 1 for Series A-3 preferred stock, 1.333 to 1 for Series A-4 preferred stock, 1.333 to 1 for Series A-5 preferred stock, 1.351 to 1 for Series A-6 preferred stock, 1.250 to 1 for Series B preferred stock, 1 to 1 for Series B-1 preferred stock and 1 to 1 for Series B-2 preferred stock and 1 to 1 for Series B-3 preferred stock. These conversion prices remained in effect until the closing of the Business Combination. Any portion of the Series B-3 Warrants that remained unexercised at the time the Business Combination is consummated were automatically netted against the TriSalus Common Stock immediately prior to the closing of the Business Combination (see Note 3) and exchanged into shares of our Common Stock.

The fair value of the Series B-3 Warrants as of December 31, 2022, was determined using a probability-weighted expected outcome model with two scenarios were probability-weighted based on the Company’s expectation of each occurring: (1) a status quo scenario whereby the Company would not consummate the Business Combination and (2) a scenario where the Business Combination would close. The fair value of the Series B-3 Warrants as of August 10, 2023, was determined using a probability-weighted expected outcome model where the Business Combination would close. Under the status quo scenario, the Series B-3 Warrants, including warrants to be issued under the second and third tranches, were valued using the Black-Scholes model. The fair value of the Series B-2 Tranche Liability was determined using a Binomial Tranche Liability model which incorporated the following significant assumptions for the respective valuation dates:

	December 31, 2022
Series B-2 preferred stock fair value per share	\$ 38.84
Series B-2 preferred stock exercise price per share	\$ 12.14
Series B-3 preferred stock fair value per share	\$ 2.03
Series B-3 Warrants exercise price per share	\$ 2.03
Volatility	50.0%
Risk free rate	4.0%
Series B-2 Tranche Liability expected term	0.2 – 0.5 years
Series B-3 Warrants expected term	5.8 – 6.0 years
Expected dividends	0.0%

The fair value of the underlying shares of Series B-2 preferred stock and the Series B-3 Warrants used in these models were derived from the fair value of the underlying common stock. The fair value of the underlying common stock was determined using the Guideline Public Company Method, specifically revenue multiples of comparable public companies were multiplied by the Company’s 2023 and 2024 revenue. The valuation of Series B-3 Warrants under the Business Combination scenario incorporates an estimate of the fair value of the Series B-3 preferred stock upon the close of the Business Combination of \$9.31 and \$10.93 per share, as of August 10, 2023, and December 31, 2022, based upon the enterprise value stated in the Merger Agreement of \$220,000 allocated to all outstanding shares of preferred stock, warrants to purchase common stock on an as-if converted basis, and for the December 31, 2022 valuation, discounted at 30% from the expected Business Combination scenario as of August 10, 2023, and December 31, 2022, assumed there would be no additional exercises of the second and third tranches and no value was assigned to the outstanding tranche rights and obligations, as the Company would not exercise its right to call the remaining second and third tranches.

The fair value of the Series B-3 Warrant Liabilities at issuance resulting from the completion of the Second Tranche Closings was estimated at \$4,171. The warrant liability’s fair value compared to the proceeds received in the Second Tranche Closings resulted in a charge to loss on equity issuance of \$4,171. Consolidated statements of operations of \$4,171 for the nine months ended September 30, 2023.

## Net Loss per Share

**9 Months Ended  
Sep. 30, 2023**

**12 Months Ended  
Dec. 31, 2022**

### Earnings Per Share

#### [Abstract]

#### Net Loss per Share

#### (12) Net Loss per Share

Basic net loss attributable to common stockholders per share is computed by dividing the net loss attributable to common stockholders by the weighted-average number of common shares outstanding for the period. During periods where we might earn net income, we would allocate to participating securities a proportional share of net income determined by dividing total weighted-average participating securities by the sum of the total weighted-average common shares and participating securities (the “two-class method”). Our preferred stock participates in any dividends declared by us and are therefore considered to be participating securities. Participating securities have the effect of diluting both basic and diluted earnings per share during periods of income. During periods where we incurred net losses, we allocate no loss to participating securities because they have no contractual obligation to share in our losses. We computed diluted loss per common share after giving consideration to the dilutive effect of stock options and warrants that are outstanding during the period, except where such nonparticipating securities would be antidilutive. Because we have reported net losses for the nine-month periods ended September 30, 2023 and 2022, diluted net loss per common share is the same as basic net loss per common share for those periods.

The following potentially dilutive securities (in common stock equivalent shares) have been excluded from the computation of diluted weighted-average shares outstanding because such securities have an antidilutive impact due to losses reported:

	September 30,	
	2023	2022
Preferred stock	4,015,002	11,624,155
Preferred stock warrants	—	46,111
Common stock warrants	14,266,605	—

#### (14) Net Loss per Share

Basic net loss per share is computed by dividing the net loss attributable to common stockholders by the weighted-average number of common shares outstanding for the period. During periods where we might earn net income, we would allocate to participating securities a proportional share of net income determined by dividing total weighted-average participating securities by the sum of the total weighted-average common shares and participating securities (the “two-class method”). Our preferred stock, if any, participates in any dividends declared by us and are therefore considered to be participating securities. Participating securities have the effect of diluting both basic and diluted earnings per share during periods of income. During periods where we incurred net losses, we allocate no loss to participating securities because they have no contractual obligation to share in our losses. We computed diluted loss per common share after giving consideration to the dilutive effect of stock options and warrants that are outstanding during the period, except where such nonparticipating securities would be antidilutive. Because we have reported net losses for the years ended December 31, 2022 and 2021, diluted net loss per common share is the same as basic net loss per common share for those periods.

The following potentially dilutive securities (in common stock equivalent shares) have been excluded from the computation of diluted weighted-average shares outstanding because such securities have an antidilutive impact due to losses reported:

	December 31,	
	2022	2021
Preferred stock	12,330,395	11,376,970
Preferred stock warrants	2,878,519	46,111
Common stock warrants	—	1,446

Restricted stock units	184,018	—		
Options to purchase common stock	2,632,206	1,710,860	Options to purchase common stock	1,671,076
	<u>21,097,831</u>	<u>13,381,126</u>		<u>1,307,079</u>
				<u>16,879,990</u>
				<u>12,731,606</u>

As described in Note 9, the triggering of the anti-dilution feature resulting from the closing of the second tranche of the Initial Preferred Stock Financing decreased the conversion prices applicable to all outstanding shares for previously issued preferred stock. As a result, a deemed dividend to the preferred stockholders of \$2,981 was recorded as an increase in the net loss attributable to common stockholders reflected in our unaudited Condensed Consolidated Statements of Operations for the nine months ended September 30, 2023. The deemed dividend increased the net loss per common share by \$0.72 for the nine months ended September 30, 2023.

As described in Note 12, the triggering of the anti-dilution feature resulting from the B-2 Preferred Stock Financing decreased the conversion prices applicable to all outstanding shares for previously issued preferred stock. As a result, a deemed dividend to the preferred stockholders of \$2,829 was recorded as an increase in the net loss attributable to common shareholders reflected in our consolidated statement of operations for the year ended December 31, 2022. This deemed dividend increased the net loss per common share by \$9.14 for the year ended December 31, 2022.

## Share-Based Compensation

**9 Months Ended  
Sep. 30, 2023**

### Share-Based Compensation

#### Share-Based Compensation

#### **(13) Share-Based Compensation**

We currently maintain the 2023 Equity Incentive Plan (the “2023 Plan”), which our Board of Directors and stockholders approved in connection with the Business Combination for purposes of granting equity-based incentive awards to our employees and consultants, including our executive officers and directors. Prior to the Business Combination, TriSalus granted equity incentive awards under the 2009 Amended and Restated Equity Incentive Plan (the “2009 Plan”). The 2009 Plan will not be used following the Business Combination. However, any awards granted under the 2009 Plan remain subject to the terms of the 2009 Plan and the applicable award agreement. Historically, we have used options as an incentive for long-term compensation to our executive officers because options allow our executive officers to realize value from this form of equity compensation only if the value of the underlying equity securities increase relative to the option’s exercise price, which exercise price is set at the fair market value of the underlying equity securities on the grant date.

Under the 2023 Plan, the Company’s Board may grant equity-based incentive awards to employees, consultants and other service providers of the Company and its affiliates within the meaning of Section 422 of the Internal Revenue Code of 1986, as amended. Initially, 5,585,008 shares were authorized under the 2023 Plan. In addition, the share reserve will automatically increase on January 1 of each year for a period of 10 years, commencing on January 1, 2024, and ending on January 1, 2033, in an amount equal to (1) five percent of the total number of shares of the fully diluted Common Stock determined on December 31 of the preceding year, or (2) a lesser number of shares of Common Stock determined by our Board prior to January 1 of a given year. During the nine months ended September 30, 2023, we granted 1,179,480 options with a weighted average fair value of \$2.66, and 184,018 restricted stock units with a weighted average fair value of \$2.43. As of September 30, 2023, the balances under the two plans are below.

	September 30, 2023		
	Authorized	Outstanding	Available for Issue
2009 Plan	1,915,724	1,915,724	—
2023 Plan	5,585,008	900,500	4,684,508
Total	<u>7,500,732</u>	<u>2,816,224</u>	<u>4,684,508</u>

As of September 30, 2023, we had unrecognized compensation expense of \$250 and \$337, respectively, for options and RSUs granted under the 2009 Plan, and \$3,002 for options granted under the 2023 Plan.

Our Board, or a duly authorized committee thereof, administers the 2023 Plan. Our Board may also delegate to one or more of our officers the authority to, among other things, (1) designate employees (other than officers) to receive specified stock awards and (2) determine the number of shares subject to such stock awards. Under the 2023 Plan, the Board has the authority to determine award recipients, grant dates, the numbers and types of stock awards to be granted, the applicable fair market value and exercise price, and the provisions of each stock award, including the exercise period and the vesting schedule applicable to a stock award, subject to the limitations of the 2023 Plan.

Stock options are granted with an exercise price no less than 100% of the estimated fair value of a share of Common Stock at the date of grant.

## Dynavax Purchase

**9 Months Ended  
Sep. 30, 2023**

### [Business Combination and Asset Acquisition \[Abstract\]](#)

#### [Dynavax Purchase](#)

#### **(14) Dynavax Purchase**

In July 2020, we purchased all of the intellectual property and trial drug substance for SD-101 from Dynavax Technologies (“Dynavax”). We did not acquire any equity in Dynavax, nor any production facilities or personnel; this was a purchase of in-process research and development (“IPR&D”). SD-101, an investigational agent in development, is a toll-like receptor 9 (“TLR9”) agonist which is believed to bind to the TLR9 receptors found on suppressive immune cells including myeloid-derived suppressor cells (“MDSCs”) and antigen-presenting immune cells. Toll-like receptors play a key role in the innate immune system and create a bridge to adaptive immunity. It is believed that activating TLR9 primes immune cells to promote anti-tumor T cell function. We believe that SD-101, when delivered using our PEDD devices, can improve therapeutic distribution to solid tumors and improve outcomes for liver metastases and pancreatic cancer. We initiated a clinical study to evaluate SD-101 for the treatment of uveal melanoma liver metastases in September 2021, and initiated an additional study, for primary liver tumors, in March 2022.

Payments under the Dynavax purchase agreement consist of: (a) one upfront payment of \$9,000 that was split into two payments (\$5,000 and \$4,000, paid in July and December 2020, respectively), (b) milestone payments upon the achievement of certain development and commercial milestones, and (c) royalty payments based on aggregate annual net sales after SD-101 receives FDA approval to be sold.

The milestone payments range from \$1,000 to \$10,000, triggered by development achievements for each of up to four indications. The development milestone payments cannot exceed \$170,000. We have made milestone payments of \$1,000 in September 2021, after initiating our clinical study of uveal melanoma liver metastases, June 2022, after initiating our clinical study for primary liver tumors, and August 2023, after initiating our clinical study for pancreatic cancer.

In addition, we will have to pay up to four commercial milestones, \$10,000 upon first commercial sale of the product; \$20,000 upon the first occurrence of \$250,000 in annual net sales; \$20,000 upon the first occurrence of \$500,000 in annual net sales; and \$30,000 upon the first occurrence of \$1,000,000 in annual net sales. In aggregate, the commercial milestones shall not exceed \$80,000.

We will also pay annual royalties at the rate of 10% for aggregate annual net sales less than or equal to \$1,000,000 and 12% for aggregate annual net sales above that amount.

We record the milestone payments in R&D expense when they are incurred. We have reflected these milestone payments in the Consolidated Statements of Cash Flows as investing activities to reflect the contractual investment in the IPR&D. The milestone payments and royalty payments are contingent upon future events and therefore will also be recorded as expense when it is probable that a milestone has been achieved or when royalties are due.

**Commitments and  
Contingencies**

**9 Months Ended  
Sep. 30, 2023**

**12 Months Ended  
Dec. 31, 2022**

**Commitments and  
Contingencies Disclosure**

**[Abstract]**

**Commitments and  
Contingencies**

**(16) Commitments and Contingencies**

**(15) Commitments and Contingencies** *401(k) Plan*

From time to time, we may have certain contingent liabilities, including litigation, which arise in the ordinary course of its business activities. We accrue contingent liabilities when it is probable that future expenditures will be made and such expenditures can be reasonably estimated. In the opinion of management, there are no pending claims for which the outcome is expected to result in a material adverse effect on our consolidated financial position, results of operations, or cash flows.

Pursuant to the Amended and Restated Registration Rights Agreement, subject to certain requirements and customary conditions, the Company also grants piggyback registration rights and demand registration rights to the parties thereto, will pay certain expenses related to such registrations and will indemnify the parties thereto against certain liabilities related to such registrations. The Company's registration obligations under the Amended and Restated Registration Rights Agreement will terminate with respect to any party thereto on the date that such party no longer holds any Registrable Securities (as defined in the Amended and Restated Registration Rights Agreement). The Amended and Restated Registration Rights Agreement does not contain liquidated damages or other cash settlement provisions resulting from delays in registering the Company's securities.

We are not a party to any legal proceedings and we are not aware of any claims or actions pending or threatened against us. In the future, we might from time to time become involved in litigation relating to claims arising from our ordinary course of business.

The Company maintains a salary reduction savings plan under Section 401(k) of the Internal Revenue Code, which we administer for participating employees' contributions. All full-time employees are covered under the plan after meeting minimum service requirements. We paid matching contributions of \$431 and \$287 to the plan for the years ended December 31, 2022 and 2021, respectively. Our contributions were based on compensation at the rate of 3%, 3.5%, and 4% for an employee's contribution of up to 3%, between 3% and 4%, and between 4% and 5%, respectively, with the match-eligible contribution being limited to 4% of the employee's eligible compensation.

***Legal Matters***

From time to time, we may have certain contingent liabilities, including litigation, which arise in the ordinary course of its business activities. We accrue contingent liabilities when it is probable that future expenditures will be made and such expenditures can be reasonably estimated. In the opinion of management, there are no pending claims for which the outcome is expected to result in a material adverse effect on our consolidated financial position, results of operations, or cash flows.

In October 2017, an individual filed a suit against the Company in the District of Colorado asserting joint inventorship of six patents assigned to the Company. The individual sought to be added as a co-inventor and co-owner of the patents in question. In a series of rulings, the Court struck monetary damages and jury trial demand, limited the individual's expert testimony to one patent, and barred rebuttal testimony to defendant's expert or testimony related to prior art, severely limiting the scope of this case. Following a notice that we would be seeking sanctions against the plaintiff and his attorney, it was agreed that the plaintiff would dismiss his case with prejudice and no sanctions or attorney fees' request would be filed. A stipulated Dismissal Order was entered June 23, 2021.

In February 2021, TriSalus exercised its right to terminate, for cause, an agreement with a distributor, pursuant to which the distributor was acting as exclusive distributor of the TriNav Infusion System in

several Western states. We determined that the distributor had failed to perform many aspects of the contract resulting in poor sales. The distributor was put on notice in September of 2020 that performance must improve, or we would terminate the contract. Despite being allowed a 60-day cure period, the distributor's performance did not improve and in February 2021 we exercised our right to terminate. On March 11, 2021, the distributor filed a lawsuit against us in the Utah state court, asserting a claim for wrongful termination of the contract by us and several other related, common-law claims. The distributor sought monetary damages in an amount of \$750, plus attorneys' fees and other relief. On November 15, 2021, we agreed to settle the case for \$425, which was recorded as expense in general and administrative expense in the accompanying consolidated statements of operations. The settlement was paid in two installments of \$200 and \$225, on November 18, 2021, and January 3, 2022, respectively. The settlement amounted to the contractual fee if we were to terminate the contract.

Other than as described above, we are not a party to any legal proceedings and we are not aware of any claims or actions pending or threatened against us. In the future, we might from time to time become involved in litigation relating to claims arising from our ordinary course of business.



## Summary of Significant Accounting Policies (Policies)

9 Months Ended  
Sep. 30, 2023

### [Accounting Policies \[Abstract\]](#) [Basis of Presentation](#)

#### *Basis of Presentation*

The accompanying unaudited condensed consolidated financial statements should be read in conjunction with the audited financial statements for the year ended December 31, 2022, included in MTAC's Proxy Statement/Prospectus filed with the SEC on July 18, 2023. Certain information, including significant accounting policies, normally included in fiscal year financial statements prepared in accordance with accounting principles generally accepted in the U.S. ("GAAP") have been condensed or omitted. The Condensed Consolidated Balance Sheets as of December 31, 2022, were derived from the audited financial statements. We do not have any activity that would be reported on a Statement of Comprehensive Income.

### [Cash, Cash Equivalents and Restricted Cash](#)

#### (a) *Cash, Cash Equivalents and Restricted Cash*

We consider all highly liquid investments with original maturities of three months or less at time of purchase to be cash equivalents. We invest excess cash primarily in money market funds. At September 30, 2023, we had \$8,617 invested in a money market fund, which is a Level 1

### [Accounts Receivable](#)

#### (b) *Accounts Receivable*

Accounts receivable are recorded at the invoiced amount and do not bear interest. The allowance for doubtful accounts is our best estimate of the amount of probable credit losses in our existing accounts receivable. We periodically review our allowance for doubtful accounts and estimate it based on management's expectations of realization based on historical write-off experience, as well as current general economic conditions and expectations regarding collection. Account balances are charged against the allowance after all reasonable means of collection have been exhausted and the potential for recovery is considered remote.

### [Inventory](#)

#### (c) *Inventory*

Inventory is carried at the lower of cost or net realizable value. The balance includes the cost of raw material, and finished goods — including direct labor and manufacturing overhead — and is recorded on the first-in-first-out method. Write-downs for excess and obsolete inventory and for goods sold in the period when conditions giving rise to the write-downs are first recognized. Valuation reserves are recorded when, in our best judgment, we determine the carrying value of the affected inventory may be impaired or its cost exceeds its net realizable value.

### [Property and Equipment](#)

#### (d) *Property and Equipment*

Property and equipment are recorded at cost. Repairs and maintenance costs are expensed as incurred. Depreciation is calculated using the straight-line method over the estimated useful lives of the assets, which range from 2 to 7 years. Leasehold improvements are amortized on a straight-line basis over the lesser of estimated useful lives or the lease term.

### [Impairment and Disposal of Long-Lived Assets](#)

#### (e) *Impairment and Disposal of Long-Lived Assets*

We review long-lived assets and intangible assets (principally patents) for impairment whenever events or changes in circumstances indicate that the carrying amount of an asset may not be recoverable. Recoverability of assets to be held and used is generally measured by a comparison of the carrying amount of the asset to future net cash flows

expected to be generated by the asset. If such assets are considered to be impaired, the impairment to be recognized is measured by the amount by which the carrying amounts of the assets exceed the estimated fair values of the assets. Assets to be disposed of are reported at the lower of carrying amount or fair value less cost to sell.

### [Leases](#)

#### (f) *Leases*

We account for leases in accordance with Accounting Standards Codification ("ASC") Topic 842, *Leases*. We determine if an arrangement is or contains a lease at contract inception, and, if it does, the lease is recorded on the Condensed Consolidated Balance Sheets with right-of-use asset and lease liability representing the Company's right to use an underlying asset for the lease term and lease liabilities representing our obligation to make lease payments. Lease ROU assets and liabilities are recognized at the lease commencement date based on the present value of lease payments over the lease term. ROU assets also include the effect of any lease payments made prior to or on lease commencement and excludes lease incentives and initial direct costs incurred, as applicable. As the implicit rate in our leases is typically unknown, we use our incremental borrowing rate based on the information available at the lease commencement date in determining the present value of future lease payments. When calculating our incremental borrowing rates, we consider our credit risk, the term of the lease, and total lease payments and adjusts for the impacts of collateral as necessary. The lease terms may include an option to extend or terminate the lease when it is reasonably certain that we will exercise that option. Lease expense is recognized on a straight-line basis over the lease term.

We have elected not to separate lease and non-lease components for any leases within our existing classes of assets and, as a result, account for any lease and non-lease components as a single lease component. We have also elected not to apply the recognition requirement for leases with a term of 12 months or less. We recognize an ROU asset and a lease liability at the lease commencement date.

For operating and finance leases, the lease liability is initially measured at the present value of the unpaid lease payments at the lease commencement date. The lease liability is subsequently measured at amortized cost using the effective-interest method.

The ROU asset is initially measured at cost, which comprises the initial amount of the lease liability adjusted for lease payments made at or before the lease commencement date, plus any initial direct costs incurred less any lease incentives received.

For operating leases, the ROU asset is subsequently measured throughout the lease term at the carrying amount of the lease liability, plus initial direct costs, plus (minus) any prepaid (accrued) lease payments, less the unamortized balance of lease incentives received. Lease expense for operating and finance leases is recognized on a straight-line basis over the lease term.

For finance leases, the ROU asset is subsequently amortized using the straight-line method from the lease commencement date to the earlier of the end of its useful life or the end of the lease term unless the lease transfers ownership of the underlying asset to the Company or the Company has an option to exercise an option to purchase the underlying asset. In those cases, the ROU asset is amortized over the useful life of the underlying asset. Amortization of the ROU asset is recognized and presented separately from interest expense on the lease liability. Finance lease ROU assets are reported on the Condensed Consolidated Balance Sheets, net in the Condensed Consolidated Balance Sheets.

### [Warrant and Tranche Liabilities / Contingent Earnout Liability](#)

#### (g) *Warrant and Tranche Liabilities*

Freestanding financial instruments that permit the holder to acquire shares that are either puttable by the holder, redeemable or contingently redeemable are required to be reported as liabilities in the financial statements. We present such liabilities on the Condensed Consolidated Balance Sheet as liabilities. Changes in fair value of the liability are calculated each reporting period, and any change in value is recognized in the Condensed Consolidated Statements of Operations. Historically, we have determined that the warrants issued to investors and lenders which are exercisable into shares of our Series B-3 convertible preferred stock, should be classified as liabilities due to contingent redemption features of the underlying convertible preferred stock. See Note 9 for further discussion.

We determined that both the public and private placement warrants do not meet the criteria to be equity classified and should be recorded as liabilities. Our analysis concluded liability classification under ASC 815, *Derivatives and Hedging*, as these warrants include a provision that requires settlement upon an event outside the control of the Company, and such event may not result in a change in control of the Company. In addition, the private placement warrants include a feature that can require an adjustment of the exercise price in certain circumstances after a change of control of the Company. The Private and Public Warrants do not meet the criteria for equity classification. See Note 9 for further discussion.

The Series B-2 Preferred Stock Financing (as described in Note 11) included second and third tranche rights and obligations to investors who participated in the initial B-2 Preferred Stock Financing round. We offered the Series B-2 preferred stock to all of our preferred stockholders and the Series B-2 Preferred Stock Financing round (representing approximately 99.2% of our then-outstanding shares on an as-converted to common stock basis). The second and third tranche rights and obligations were exercisable into shares of our convertible preferred stock at a specified future date. The second and third tranche rights and obligations are considered freestanding financial instruments, and are classified as liabilities under ASC 480. See Note 11 for further discussion.

#### (h) *Contingent Earnout Liability*

In connection with the execution of the Merger Agreement, MTAC entered into a sponsor support agreement (the "Sponsor Support Agreement") with MedTech Acquisition Sponsor LLC (the "Sponsor"), Legacy TriSalus and MTAC's directors and officers (the Sponsor and MTAC's directors and officers, collectively, the "Sponsor Holders"). Pursuant to the Sponsor Support Agreement, 3,125,000 shares of Common Stock in the Company held by the Sponsor Holders immediately after the Closing Date (such shares, the "Sponsor Earnout Shares") became unvested and subject to performance-based vesting events are not achieved prior to the 5th anniversary of the Closing Date (the "Earnout Period"). The Sponsor Earnout Shares are classified as a liability in the Company's Condensed Consolidated Balance Sheets because they do not qualify as being indexed to the Company's stock. The earnout liability was initially measured at fair value at the Closing Date and is subsequently remeasured at the end of each reporting period. The change in fair value of the earnout liability is recorded in the Condensed Consolidated Statements of Operations. See Notes 3 and 8 for further discussion.

### [Use of Estimates](#)

#### (i) *Use of Estimates*

The preparation of the consolidated financial statements in conformity with GAAP requires us to make estimates and assumptions that affect the reported amounts of assets and liabilities and disclosure of contingent assets and liabilities at the date of the consolidated financial statements and the amounts of revenue and expenses during the reporting period. Actual results could differ significantly from those estimates. The most significant estimates relate to the valuation of earnout, warrant and tranche liabilities, and the valuation allowance on deferred tax assets.

### [Concentration of Credit Risk and Other Risks and Uncertainties](#)

#### (j) *Concentrations of Credit Risk and Other Risks and Uncertainties*

Our cash and cash equivalents are deposited primarily with two financial institutions and one investment institution. At times, the deposits in these institutions may exceed the amount of insurance provided on such deposits. We have not experienced any losses in such accounts and are not exposed to any significant risk on these balances.

### [Share-Based Compensation](#)

#### (k) *Share-Based Compensation*

We account for all employee and non-employee share-based compensation awards by recording expense based on the estimated fair value of the awards at the time of grant using the Black-Scholes-Merton option valuation model ("Black-Scholes"). The determination of fair value using the Black-Scholes-Merton model is affected by the estimated fair value of the Company's stock, as well as assumptions regarding a number of variables including, but not limited to, the fair value of underlying stock at the grant date, expected volatility of the underlying stock over the term of the awards, projected employee stock option exercise behaviors, and risk-free interest rates. We have elected to use the Black-Scholes-Merton model to estimate the fair value of our share-based compensation expense recognition, in accordance with ASC Topic 718, *Compensation — Stock Compensation*, and we account for forfeitures in the period in which they occur. The estimated fair value of options granted is recognized as an expense on a straight-line basis over the expected life for each separately vesting portion of the awards. The fair value of options granted to non-employees is periodically reevaluated and adjusted to current fair value.

### [Segment Reporting](#)

#### (l) *Segment Reporting*

We have determined, in accordance with ASC Topic 280, *Segment Reporting*, that we operate under one operating segment, and therefore one reportable segment, TriSalus. Our Chief Executive Officer, who is the chief operating decision maker, reviews financial information on an aggregated basis for purposes of assessing performance and allocation resources. All of our long-lived assets, and all of our customers, are located in the United States.

### [Revenue Recognition](#)

#### (m) *Revenue Recognition*

Our revenue is derived from the shipments of our PEDD infusion systems to our customers. Our customers are generally comprised of hospitals, clinics and physicians. Under ASC Topic 606, *Revenue Recognition*, we evaluate five steps to determine the appropriate timing and amount of revenue. The five steps are:

(a) Identify the contract — We do not maintain long-term contracts with our customers. Typically, customers will submit a purchase order to us for delivery of a quantity of our products, which incorporate enforceable rights and obligations constituting the contract with the customer.

(b) Identify the performance obligation — Our performance obligation is to deliver the ordered products in accordance with the terms of the purchase order, which constitutes a single performance obligation. We do not have any on-going service obligation after delivery.

(c) Determine the transaction price — We maintain a single sales price for each of our products, which is generally fixed. We do not have a history of any significant refunds, allowances or other concessions provided to our customers from the agreed-upon sales price after delivery of the product.

(d) Allocate the transaction price — We do not have multiple performance obligations to complete when we fulfill a purchase order, therefore, the transaction price is fully allocated to the units being sold.

(e) Recognize revenue — We recognize revenue at the point-in-time when the units for a purchase order have been shipped and control of the units has transferred to the customer, as evidenced by the delivery terms on the shipping documents. Typically, we ship Ex Works, so we recognize revenue when the shipment leaves our premises. In a small number of cases, the purchase order specifies alternate shipping terms, usually DAP (delivery at place). In those cases, we defer revenue recognition until we are assured the units have been delivered and control has transferred to the customer.

### [Recent Accounting Pronouncements](#)

#### *Recent Accounting Pronouncements*

In June 2016, the Financial Accounting Standards Board ("FASB") issued ASU 2016-13, *Financial Instruments - Credit Losses: Measurement of Credit Losses on Financial Instruments*. Current GAAP requires an "incurred loss" methodology for recognizing credit losses that delays recognition of a loss until it is probable a loss has been incurred. ASU 2016-13 replaces the current incurred loss methodology for credit losses and removes the thresholds that companies apply to measure credit losses on financial statements measured at amortized cost, such as loans, receivables, and held-to-maturity securities, with a methodology that reflects expected credit losses and requires consideration of a broader range of reasonable and supportable information to form credit loss estimates. The determination of the allowance for credit losses under the new standard would typically be based on evaluation of various factors, including, but not limited to, general economic conditions, payment status, historical collection patterns and loss experience, financial strength of the borrower, and nature, extent and value of the underlying collateral. For smaller reporting companies, ASU 2016-13 is effective for interim periods within those fiscal years beginning after December 15, 2022. It requires a cumulative effect adjustment to the balance sheet as of the beginning of the first reporting period in which the guidance is effective. We adopted ASU 2016-13 on January 1, 2023. The effect of the adoption had an immaterial impact on our condensed consolidated financial statements.

**Financial Instruments  
(Tables)**

**9 Months Ended  
Sep. 30, 2023**

[Fair Value Disclosures](#)

[\[Abstract\]](#)

[Summary of Changes in Fair Value of Outstanding Warrant and Tranche Liabilities](#)

The following tables summarize the changes in fair value of our outstanding earnout liability in the nine months ended September 30, 2023. The warrant and earnout liability were not present in the nine months ended September 30, 2022.

Level 3 Liabilities	Fair Value at December 31, 2022	Change in Unrealized (Gains) Losses	Issuances (Settlements)	Net Transfer In (Out) of Level 3
Contingent earnout liability	\$ —	\$ (19,904)	\$ 28,927	\$ —

The following tables summarize the changes in fair value of our outstanding warrant and tranche liabilities measured using Level 3 inputs in the nine months ended September 30, 2023 and 2022:

Level 3 Liabilities	Fair Value at December 31, 2021	Change in Unrealized (Gains) Losses	Issuances (Settlements)	Net Transfer In (Out) of Level 3
Warrant liability	\$ 391	\$ (19)	\$ —	\$ —

Level 3 Liabilities	Fair Value at December 31, 2022	Change in Unrealized (Gains) Losses	Issuances (Settlements)	Net Transfer In (Out) of Level 3
Warrant liability	\$ 369	\$ —	\$ (369)	\$ —
Series B-2 tranche liabilities	\$ 4,702	\$ (3,200)	\$ (1,502)	\$ —
Series B-3 Warrant liabilities	\$ 15,819	\$ (311)	\$ (15,508) <sup>(1)</sup>	\$ —

(1) This amount includes settlements of \$25,409, and final net exercise of \$4,800, transferred to convertible preferred stock, offset by issuances of \$14,701

**Cash, cash equivalents and restricted cash (Tables)**

**9 Months Ended  
Sep. 30, 2023**

**12 Months Ended  
Dec. 31, 2022**

**Cash and Cash Equivalents**

**[Abstract]**

**Schedule of Cash and Cash Equivalents**

Cash, cash equivalents and restricted cash, as presented in the Condensed Consolidated Statements of Cash Flows, consisted of the following:

	September 30, 2023	December 31, 2022	December 31, 2022	December 31, 2021
Cash and cash equivalents	\$ 21,383	\$ 9,414	\$ 9,414	\$ 30,301
Restricted cash (included in Other assets)	250	250	250	—
Total cash, cash equivalents and restricted cash shown in the Condensed Consolidated Statements of Cash Flows	<u>\$ 21,633</u>	<u>\$ 9,664</u>	<u>\$ 9,664</u>	<u>\$ 30,301</u>

**Schedule of Restricted Cash**

Cash, cash equivalents and restricted cash, as presented in the Condensed Consolidated Statements of Cash Flows, consisted of the following:

	September 30, 2023	December 31, 2022
Cash and cash equivalents	\$ 21,383	\$ 9,414
Restricted cash (included in Other assets)	250	250
Total cash, cash equivalents and restricted cash shown in the Condensed Consolidated Statements of Cash Flows	<u>\$ 21,633</u>	<u>\$ 9,664</u>

## Inventory (Tables)

### [Inventory Disclosure \[Abstract\]](#) [Summary of Components of Inventory](#)

**9 Months Ended  
Sep. 30, 2023**

**12 Months Ended  
Dec. 31, 2022**

The components of inventory are summarized as follows:

	September 30, 2023	December 31, 2022
Raw materials	\$ 289	\$ 753
Finished goods	1,340	718
Inventory, net	<u>\$ 1,629</u>	<u>\$ 1,471</u>

	2022	2021
Raw materials	\$ 753	\$ 646
Finished goods	718	646
Inventory, net	<u>\$1,471</u>	<u>\$1,292</u>

## Accrued Liabilities (Tables)

**9 Months Ended  
Sep. 30, 2023**

**12 Months Ended  
Dec. 31, 2022**

[Payables and Accruals \[Abstract\]](#)  
[Schedule of Accrued Liabilities](#)

Accrued Liabilities consists of the following:

	September 30, 2023	December 31, 2022
Accrued liabilities	\$ 3,404	\$ 2,905
Accrued bonus	2,706	2,896
Accrued vacation	475	329
Accrued payroll	15	247
Total accrued liabilities	<u>\$ 6,600</u>	<u>\$ 6,377</u>

	December 31,	
	2022	2021
Accrued liabilities	\$2,905	\$2,910
Accrued incentives	2,896	1,562
Accrued vacation	329	271
Accrued payroll	247	226
	<u>\$6,377</u>	<u>\$4,969</u>

**Contingent Earnout  
Liability (Tables)**

**9 Months Ended  
Sep. 30, 2023**

[Derivative Instruments and  
Hedging Activities](#)

[Disclosure \[Abstract\]](#)

[Fair Value Measurement](#)

[Inputs and Valuation](#)

[Techniques](#)

Assumptions used in the valuation are described below: The fair value of the Series B-2 Tranche Liability was determined using a Binomial Tranche Model. Both models incorporated the following significant assumptions for the respective valuation dates:

Warrants (Tables)

9 Months Ended  
Sep. 30, 2023

12 Months Ended  
Dec. 31, 2022

[Warrants and Rights Note Disclosure \[Abstract\]](#)  
[Schedule of Warrants Outstanding](#)

Warrants outstanding at September 30, 2023, and December 31, 2022, are as follows:

	September 30, 2023	December 31, 2022
Public Warrants	8,333,272	—
Private Placement Warrants	5,933,333	—
Series B-3 Warrants	—	15,819,000
Total warrants	14,266,605	15,819,000

Warrants to purchase convertible preferred stock at September 30, 2023, and December 31, 2022, are as follows:

Series	September 30, 2023	December 31, 2022
Series A-5 preferred stock, \$17.81 exercise price	—	4,213
Series A-6 preferred stock, \$20.23 exercise price	—	5,190
Series B preferred stock, \$0.41 exercise price	—	36,707
Series B-3 preferred stock, \$2.03 exercise price	—	2,824,974
Total warrants	—	2,871,084

Issue Date	Equity Class	Quantity	Exercise Price	Initial Fair Value
08-26-2015	Series A-5 Preferred Stock	3,370	\$ 17.81	\$ 54
10-27-2016	Series A-5 Preferred Stock	842	\$ 17.81	\$ 10
06-30-2017	Series A-6 Preferred Stock	4,449	\$ 20.23	\$ 102
11-20-2018	Series A-6 Preferred Stock	741	\$ 20.23	\$ 12

The following table summarizes activity in warrants to purchase preferred stock in the nine months ended September 30, 2023. There was no activity in the nine months ended September 30, 2022.

Series	Balance at December 31, 2022	Exercises	Issuances	Retirements / Conversions	Balance at September 30, 2023
Series A-5	4,213	—	—	(4,213)	—
Series A-6	5,190	—	—	(5,190)	—
Series B	36,707	(11,123)	—	(25,584)	—
Series B-3	2,824,974	(4,771,642)	2,595,777	(649,109)	—



Preferred Stock (Tables)

9 Months Ended  
Sep. 30, 2023

12 Months Ended  
Dec. 31, 2022

[Equity \[Abstract\]](#)  
[Schedule of Convertible Preferred Stock](#)

Convertible preferred stock at September 30, 2023, August 10, 2023, and December 31, 2022, is as follows:

Series	September 30, 2023	August 10, 2023	December 31, 2022
Series A-1 preferred stock, \$0.001 par value per share. Issued, and outstanding 0 and 131,797 shares at September 30, 2023, and December 31, 2022, respectively	\$ —	\$ 6,065	\$ 6,065
Series A-2 preferred stock, \$0.001 par value per share. Issued, and outstanding 0 and 576,126 shares at September 30, 2023, and December 31, 2022, respectively	—	8,976	8,976
Series A-3 preferred stock, \$0.001 par value per share. Issued, and outstanding 0 and 612,822 shares at September 30, 2023, and December 31, 2022, respectively	—	10,611	10,611
Series A-4 preferred stock, \$0.001 par value per share. Issued, and outstanding 0 and 127,787 shares at September 30, 2023, and December 31, 2022, respectively	—	1,993	1,993
Series A-5 preferred stock, \$0.001 par value per share. Issued and outstanding 0 shares at September 30, 2023; authorized 734,533, issued and outstanding 730,320 and December 31, 2022	—	12,858	12,858
Series A-6 preferred stock, \$0.001 par value per share. Issued and outstanding 0 shares at September 30, 2023; authorized 805,848, issued and outstanding 800,657 at December 31, 2022	—	15,476	15,476
Series B preferred stock, \$0.001 par value per share. Issued and outstanding 0 shares at September 30, 2023; authorized 7,021,678, issued and outstanding 6,984,971 at December 31, 2022, respectively	—	84,637	84,528
Series B-1 preferred stock, \$0.001 par value per share. Issued, and outstanding 0 shares at September 30, 2023, authorized, issued and outstanding 1,659,672 at and December 31, 2022	—	23,500	23,499
Series B-2 preferred stock, \$0.001 par value per share. Issued and outstanding 0 and 706,243 shares at September 30, 2023, and December 31, 2022, respectively	—	—	—
Series B-3 preferred stock, \$0.001 par value per share. Issued and outstanding 0 and 0 shares at September 30, 2023, and December 31, 2022, respectively	—	39,858	—
<b>Total convertible preferred stock</b>	<b>\$ —</b>	<b>\$203,974</b>	<b>\$ 164,006</b>

Convertible preferred stock, net of issuance costs, at December 31, 2022 and 2021, is as follows:

Series	December 31,	
	2022	2021
Series A-1 preferred stock, \$0.001 par value per share. Authorized, issued, and outstanding 131,797 shares at December 31, 2022 and 2021	\$ 6,065	\$ 6,065
Series A-2 preferred stock, \$0.001 par value per share. Authorized, issued, and outstanding 576,126 shares at December 31, 2022 and 2021	8,976	8,976
Series A-3 preferred stock, \$0.001 par value per share. Authorized, issued, and outstanding 612,822 shares at December 31, 2022 and 2021	10,611	10,611
Series A-4 preferred stock, \$0.001 par value per share. Authorized, issued, and outstanding 127,787 shares at December 31, 2022 and 2021	1,993	1,993
Series A-5 preferred stock, \$0.001 par value per share. Authorized 734,533 shares; issued and outstanding 730,320 shares at December 31, 2022 and 2021	12,858	12,858
Series A-6 preferred stock, \$0.001 par value per share. Authorized 805,848 shares; issued and outstanding 800,657 shares at December 31, 2022 and 2021	15,476	15,476
Series B preferred stock, \$0.001 par value per share. Authorized 7,021,678 shares; issued and outstanding 6,984,971 and 6,984,971 shares at December 31, 2022 and 2021, respectively	84,528	84,528
Series B-1 preferred stock, \$0.001 par value per share. Authorized 1,659,672 shares; issued and outstanding 1,659,672 and 1,412,487 shares at December 31, 2022 and 2021, respectively	23,499	20,000
Series B-2 preferred stock, \$0.001 par value per share. Authorized 1,765,609 shares; issued and outstanding 706,243 and 0 shares at December 31, 2022 and 2021, respectively	—	—
Series B-3 preferred stock, \$0.001 par value per share. Authorized 8,474,924 shares; issued and outstanding 0 at shares at December 31, 2022 and 2021	—	—
<b>Total convertible preferred stock</b>	<b>\$164,006</b>	<b>\$160,507</b>

The following table summarizes activity in convertible preferred stock in the nine months ended September 30, 2023, and 2022.

Series	Balance at		Retirements / Conversions	Balance at September 30, 2023
	December 31, 2022	Issuances		
Series A-1	\$ 6,065	\$ —	\$ (6,065)	\$ —
Series A-2	8,976	—	(8,976)	—
Series A-3	10,611	—	(10,611)	—
Series A-4	1,993	—	(1,993)	—
Series A-5	12,858	—	(12,858)	—
Series A-6	15,476	—	(15,476)	—
Series B	84,528	109	(84,637)	—
Series B-1	23,499	1	(23,500)	—
Series B-2	—	—	—	—
Series B-3	—	39,858	(39,858)	—
<b>Total convertible preferred stock</b>	<b>\$ 164,006</b>	<b>\$39,968</b>	<b>\$ (203,974)</b>	<b>\$ —</b>

Series	Balance at		Balance at September 30, 2022
	December 31, 2021	Issuances	
Series A-1	\$ 6,065	\$ —	\$ 6,065
Series A-2	8,976	—	8,976
Series A-3	10,611	—	10,611

Series A-4	1,993	—	1,993
Series A-5	12,858	—	12,858
Series A-6	15,476	—	15,476
Series B	84,528	—	84,528
Series B-1	20,000	3,499	23,499
Total convertible preferred stock	\$ 160,507	\$ 3,499	\$ 164,006

[Schedule of Warrants Outstanding](#)

Warrants outstanding at September 30, 2023, and December 31, 2022, are as follows:

	September 30, 2023	December 31, 2022
Public Warrants	8,333,272	—
Private Placement Warrants	5,933,333	—
Series B-3 Warrants	—	15,819,000
Total warrants	14,266,605	15,819,000

Warrants to purchase convertible preferred stock at September 30, 2023, and December 31, 2022, are as follows:

Series	September 30, 2023	December 31, 2022
Series A-5 preferred stock, \$17.81 exercise price	—	4,213
Series A-6 preferred stock, \$20.23 exercise price	—	5,190
Series B preferred stock, \$0.41 exercise price	—	36,707
Series B-3 preferred stock, \$2.03 exercise price	—	2,824,974
Total warrants	—	2,871,084

Issue Date	Equity Class	Quantity	Exercise Price	Initial Fair Value
08-26-2015	Series A-5 Preferred Stock	3,370	\$ 17.81	\$ 54
10-27-2016	Series A-5 Preferred Stock	842	\$ 17.81	\$ 10
06-30-2017	Series A-6 Preferred Stock	4,449	\$ 20.23	\$ 102
11-20-2018	Series A-6 Preferred Stock	741	\$ 20.23	\$ 12

The following table summarizes activity in warrants to purchase preferred stock in the nine months ended September 30, 2023. There was no activity in the nine months ended September 30, 2022.

Series	Balance at December 31, 2022	Exercises	Issuances	Retirements / Conversions	Balance at September 30, 2023
Series A-5	4,213	—	—	(4,213)	—
Series A-6	5,190	—	—	(5,190)	—
Series B	36,707	(11,123)	—	(25,584)	—
Series B-3	2,824,974	(4,771,642)	2,595,777	(649,109)	—

[Fair Value Measurement Inputs and Valuation Techniques](#)

Assumptions used in the valuation are described below: The fair value of the Series B-2 Tranche Liability was determined using a Binomial Tranche Model. Both models incorporated the following significant assumptions for the respective valuation dates:

## Net Loss per Share (Tables)

**9 Months Ended  
Sep. 30, 2023**

**12 Months Ended  
Dec. 31, 2022**

### Earnings Per Share

#### [Abstract]

#### Schedule of Antidilutive Securities Excluded from Computation of Earnings Per Share

The following potentially dilutive securities (in common stock equivalent shares) have been excluded from the computation of diluted weighted-average shares outstanding because such securities have an antidilutive impact due to losses reported:

	<u>September 30,</u>	
	<u>2023</u>	<u>2022</u>
Preferred stock	4,015,002	11,624,155
Preferred stock warrants	—	46,111
Common stock warrants	14,266,605	—
Restricted stock units	184,018	—
Options to purchase common stock	2,632,206	1,710,860
	<u>21,097,831</u>	<u>13,381,126</u>

	<u>December 31,</u>	
	<u>2022</u>	<u>2021</u>
Preferred stock	12,330,395	11,376,970
Preferred stock warrants	2,878,519	46,111
Common stock warrants	—	1,446
Options to purchase common stock	1,671,076	1,307,079
	<u>16,879,990</u>	<u>12,731,606</u>

**Share-Based Compensation  
(Tables)**

**9 Months Ended  
Sep. 30, 2023**

**Share-Based Compensation**

**Share-Based Compensation Plan Balances**

	<u>September 30, 2023</u>		
	<u>Authorized</u>	<u>Outstanding</u>	<u>Available for Issue</u>
2009			
Plan	1,915,724	1,915,724	—
2023			
Plan	5,585,008	900,500	4,684,508
Total	<u>7,500,732</u>	<u>2,816,224</u>	<u>4,684,508</u>

Nature of Business (Details) \$ / shares in Units, \$ in Thousands	Oct. 02, 2023 USD (\$) \$ / shares shares	Aug. 10, 2023 USD (\$)	1	3	9 Months	12 Months	168	
			Months Ended	Months Ended	Ended	Ended	Months Ended	
			Jul. 31, 2023 USD (\$)	Sep. 30, 2023 USD (\$) \$ / shares	Sep. 30, 2023 USD (\$) item \$ / shares	Sep. 30, 2022 USD (\$)	Dec. 31, 2021 USD (\$) \$ / shares	Dec. 31, 2022 USD (\$) \$ / shares
<a href="#">Nature of Business [Line Items]</a>								
<a href="#">Number of product lines in development   item</a>					2			
<a href="#">Issuance of stock</a>				\$ 34,151	\$ 551			
<a href="#">Proceeds from business combination</a>	\$ 36,854				36,854	\$ 0		
<a href="#">Accumulated deficit</a>				212,867	212,867	\$ 186,358	\$ 136,342	\$ 186,358
<a href="#">Proceeds from the issuance of preferred stock</a>					9,189	3,499	13,499	51,900
<a href="#">Proceeds from exercise of preferred stock warrants</a>					9,630	0		117
<a href="#">Cash proceeds from the exercise of stock options</a>					94	\$ 73	94	
<a href="#">Cash and cash equivalents</a>				\$ 21,383	\$ 21,383	\$ 9,414	\$ 30,301	\$ 9,414
<a href="#">Common stock, par value (in dollars per share)   \$ / shares</a>				\$ 0.0001	\$ 0.0001	\$ 0.0001	\$ 0.0001	\$ 0.0001
<a href="#">Subsequent Event</a>								
<a href="#">Nature of Business [Line Items]</a>								
<a href="#">Common stock, par value (in dollars per share)   \$ / shares</a>	\$ 0.0001							
<a href="#">Purchase agreement period</a>	24							
<a href="#">Purchase agreement, number of trading days used for measurement of market price</a>	3 days							
<a href="#">Purchase agreement, ownership limitation</a>	4.99							
<a href="#">Purchase agreement, exchange cap</a>	19.99							
<a href="#">Standby Equity Purchase Agreement   Subsequent Event</a>								
<a href="#">Nature of Business [Line Items]</a>								
<a href="#">Sale of stock, authorized amount</a>	\$ 30,000							

<a href="#">Purchase agreement, maximum shares allowed, percentage of average daily volume</a>	100	
<a href="#">Purchase agreement, number of days used for measurement of average daily trading volume</a>	10 days	
<a href="#">Maximum shares of common stock allowed under Purchase Agreement (in shares)   shares</a>	1,000,000	
<a href="#">Purchase agreement, sales price, percentage of market price</a>	96	
<a href="#">Purchase agreement, sales price, percentage of market price during three consecutive trading days</a>	97	
<a href="#">Convertible notes and warrants</a>		
<b><a href="#">Nature of Business [Line Items]</a></b>		
<a href="#">Issuance of stock</a>		\$ 44,692
<a href="#">Preferred stock</a>		
<b><a href="#">Nature of Business [Line Items]</a></b>		
<a href="#">Issuance of stock</a>		\$ 164,364
<a href="#">Series B-3</a>		
<b><a href="#">Nature of Business [Line Items]</a></b>		
<a href="#">Proceeds from exercise of preferred stock warrants</a>	\$ 4,530	

Accounting Policies (Details) \$ in Thousands	Oct. 08, 2023 shares	Aug. 10, 2023 shares	9 Months Ended Sep. 30, 2023 USD (\$) segment
<b><u>New Accounting Pronouncements or Change in Accounting Principle</u></b>			
<b><u>[Line Items]</u></b>			
<u>Percentage of then-outstanding preferred stock on an as-converted to common stock basis</u>			99.2
<u>Derivative instrument, contingent consideration, liability, earnout period</u>	5 years	5 years	
<u>Number of operating segments</u>			1
<u>Number of reportable segments</u>			1
<u>Derivative Instrument, Contingent Earnout Liability [Member]</u>			
<b><u>New Accounting Pronouncements or Change in Accounting Principle</u></b>			
<b><u>[Line Items]</u></b>			
<u>Shares unvested (in shares)   shares</u>	3,125,000	3,125,000	
<u>Fair Value, Inputs, Level 1</u>			
<b><u>New Accounting Pronouncements or Change in Accounting Principle</u></b>			
<b><u>[Line Items]</u></b>			
<u>Investments in money market funds   \$</u>			\$ 8,617
<u>Minimum</u>			
<b><u>New Accounting Pronouncements or Change in Accounting Principle</u></b>			
<b><u>[Line Items]</u></b>			
<u>Property, plant and equipment, useful life</u>			2 years
<u>Maximum</u>			
<b><u>New Accounting Pronouncements or Change in Accounting Principle</u></b>			
<b><u>[Line Items]</u></b>			
<u>Property, plant and equipment, useful life</u>			7 years

Business Combinations (Details) \$/ shares in Units, \$ in Thousands	Oct. 08, 2023 shares	Aug. 10, 2023 USD (\$) D \$/ shares shares	3 Months	9 Months	Dec. 31, 2022 USD (\$) shares	Dec. 31, 2021 shares
			Ended	Ended		
			Sep. 30, 2023 USD (\$) shares	Sep. 30, 2023 USD (\$) shares	Sep. 30, 2022 USD (\$)	
<b>Reverse Recapitalization [Line Items]</b>						
<a href="#">Exchange ratio   shares</a>		0.02471853				
<a href="#">Stock converted, reverse recapitalization (in shares)   shares</a>		21,999,886				
<a href="#">Proceeds from transaction</a>		\$ 42,854				
<a href="#">Proceeds from MTAC trust account</a>		2,704				
<a href="#">Proceeds from private placement</a>		40,150				
<a href="#">Expenses related to business combination</a>		1,742		\$ 1,116	\$ 0	
<a href="#">Proceeds from business combination</a>		36,854		\$ 36,854	\$ 0	
<a href="#">Transaction costs incurred</a>		6,069				
<a href="#">Transaction costs paid from proceeds</a>		4,327				
<a href="#">MTAC warrants</a>		\$ 28,927				
<a href="#">Common stock, shares outstanding (in shares)   shares</a>		26,316,681	26,316,681	26,316,681	347,926	264,977
<a href="#">Options and RSU's outstanding (in shares)   shares</a>		2,816,224	7,500,732	7,500,732		
<a href="#">Warrants outstanding (in shares)   shares</a>		14,266,605	14,266,605	14,266,605	2,871,084	
<a href="#">Sale of stock (in shares)   shares</a>		4,015,002				
<a href="#">Sale of stock, price per share (in dollars per share)   \$ / shares</a>		\$ 10.00				
<a href="#">Net proceeds on sale of stock</a>		\$ 40,150				
<a href="#">Derivative instrument, contingent consideration, liability, earnout period</a>	5 years	5 years				
<a href="#">Warrant liability</a>						
<b>Reverse Recapitalization [Line Items]</b>						
<a href="#">MTAC warrants</a>			\$ 5,421	\$ 5,421	\$ 369	
<a href="#">Minimum</a>						
<b>Reverse Recapitalization [Line Items]</b>						
<a href="#">Earnout period, threshold trading days   D</a>		20				
<a href="#">Maximum</a>						
<b>Reverse Recapitalization [Line Items]</b>						
<a href="#">Earnout period, threshold consecutive trading days   D</a>		30				
<a href="#">Tranche One</a>						
<b>Reverse Recapitalization [Line Items]</b>						
<a href="#">Earnout shares vesting percentage</a>		25				



<u>Earnout shares vesting requirement, weighted average price per share (in dollars per share)   \$ / shares</u>	\$ 15.00		
<u>Tranche Two</u>			
<b><u>Reverse Recapitalization [Line Items]</u></b>			
<u>Earnout shares vesting percentage</u>	25		
<u>Earnout shares vesting requirement, weighted average price per share (in dollars per share)   \$ / shares</u>	\$ 20.00		
<u>Tranche Three</u>			
<b><u>Reverse Recapitalization [Line Items]</u></b>			
<u>Earnout shares vesting percentage</u>	25		
<u>Earnout shares vesting requirement, weighted average price per share (in dollars per share)   \$ / shares</u>	\$ 25.00		
<u>Tranche Four</u>			
<b><u>Reverse Recapitalization [Line Items]</u></b>			
<u>Earnout shares vesting percentage</u>	25		
<u>Earnout shares vesting requirement, weighted average price per share (in dollars per share)   \$ / shares</u>	\$ 30.00		
<u>MedTech Acquisition Corporation</u>			
<b><u>Reverse Recapitalization [Line Items]</u></b>			
<u>Expenses related to business combination</u>	\$ 6,000		
<u>MTAC Warrants</u>			
<b><u>Reverse Recapitalization [Line Items]</u></b>			
<u>MTAC warrants</u>	\$ 2,568		
<u>Loss on change in fair value</u>		\$ 2,853	
<u>Gain on change in fair value</u>			\$ 660
<u>Contingent earnout liability</u>			
<b><u>Reverse Recapitalization [Line Items]</u></b>			
<u>Shares unvested (in shares)   shares</u>	3,125,000	3,125,000	

Financial Instruments - Narrative (Details) - USD (\$) \$ / shares in Units, \$ in Thousands	1 Months Ended		3 Months Ended		9 Months Ended		12 Months Ended		
	Aug. 10, 2023	Jul. 31, 2023	Jun. 30, 2023	Mar. 31, 2023	Sep. 30, 2023	Sep. 30, 2023	Sep. 30, 2022	Dec. 31, 2021	Dec. 31, 2022
<b><u>Fair Value, Assets and Liabilities Measured on Recurring and Nonrecurring Basis [Line Items]</u></b>									
Derivative liability, noncurrent	\$ 28,927								
Warrants outstanding (in shares)	14,266,605				14,266,605	14,266,605			2,871,084
Exercise price of warrants (in dollars per share)	\$ 11.50								
Outstanding warrant liabilities									\$ 16,188
Proceeds from exercise of preferred stock warrants						\$ 9,630	\$ 0	\$ 117	
Warrant liability									
<b><u>Fair Value, Assets and Liabilities Measured on Recurring and Nonrecurring Basis [Line Items]</u></b>									
Derivative liability, noncurrent					\$ 5,421	5,421			369
Contingent earnout liability									
<b><u>Fair Value, Assets and Liabilities Measured on Recurring and Nonrecurring Basis [Line Items]</u></b>									
Derivative liability, noncurrent					9,023	9,023			
Loss on equity issuance					(19,904)	(19,904)	0		
Series B-2 tranche liabilities									
<b><u>Fair Value, Assets and Liabilities Measured on Recurring and Nonrecurring Basis [Line Items]</u></b>									
Derivative liability, current									4,702
Series B-3 Warrant liabilities									
<b><u>Fair Value, Assets and Liabilities Measured on Recurring and Nonrecurring Basis [Line Items]</u></b>									
Derivative liability, current				\$	\$				\$ 15,819
				10,047	4,654				
Gain on expired warrants	\$ 18								
Tranche and warrant liability									

**Fair Value, Assets and Liabilities Measured on Recurring and Nonrecurring Basis [Line Items]**

<u>Loss on equity issuance</u>	\$	\$ 5842,812	(660)	\$
	3,425			(21)

Public Warrants

**Fair Value, Assets and Liabilities Measured on Recurring and Nonrecurring Basis [Line Items]**

<u>Derivative liability, noncurrent</u>	\$ 1,500	\$ 3,166	\$ 3,166
<u>Warrants outstanding (in shares)</u>	8,333,272	8,333,272	8,333,272
<u>Exercise price of warrants (in dollars per share)</u>	\$ 11.50		
<u>Closing price (in dollars per share)</u>	\$ 0.18		

Private Placement Warrants

**Fair Value, Assets and Liabilities Measured on Recurring and Nonrecurring Basis [Line Items]**

<u>Derivative liability, noncurrent</u>	\$ 1,068	\$ 2,255	\$ 2,255
<u>Warrants outstanding (in shares)</u>	5,933,333	5,933,333	5,933,333

MTAC Warrants

**Fair Value, Assets and Liabilities Measured on Recurring and Nonrecurring Basis [Line Items]**

<u>Derivative liability, noncurrent</u>	\$ 2,568
---	----------

**Fair Value, Assets and Liabilities Measured on Recurring and Nonrecurring Basis [Line Items]**

<u>Warrants to purchase Series B-3 preferred stock (in shares)</u>	2,239,309
<u>Proceeds from exercise of preferred stock warrants</u>	\$ 4,530

**Financial Instruments -  
Summary of Changes in Fair  
Value of Outstanding  
Warrant and Tranche  
Liabilities (Details) - USD (\$)  
\$ in Thousands**

**9 Months Ended**    **12 Months  
Ended**  
  
**Sep. 30, Sep. 30, Dec. 31,  
2023    2022    2022**

Contingent earnout liability

**Fair Value, Liabilities Measured on Recurring Basis, Unobservable Input  
Reconciliation, Calculation [Roll Forward]**

<u>Beginning balance</u>	\$ 0		
<u>Change in Unrealized (Gains) Losses</u>	(19,904)		
<u>Issuances (Settlements)</u>	28,927		
<u>Net Transfer In (Out) of Level 3</u>	0		
<u>Ending balance</u>	9,023		\$ 0

Warrant liability

**Fair Value, Liabilities Measured on Recurring Basis, Unobservable Input  
Reconciliation, Calculation [Roll Forward]**

<u>Beginning balance</u>	369	\$ 391	391
<u>Change in Unrealized (Gains) Losses</u>	0	(19)	
<u>Issuances (Settlements)</u>	(369)	0	
<u>Net Transfer In (Out) of Level 3</u>	0	0	
<u>Ending balance</u>	0	\$ 372	369

Series B-2 tranche liabilities

**Fair Value, Liabilities Measured on Recurring Basis, Unobservable Input  
Reconciliation, Calculation [Roll Forward]**

<u>Beginning balance</u>	4,702		
<u>Change in Unrealized (Gains) Losses</u>	(3,200)		
<u>Issuances (Settlements)</u>	(1,502)		
<u>Net Transfer In (Out) of Level 3</u>	0		
<u>Ending balance</u>	0		4,702

Series B-3 Warrant liabilities

**Fair Value, Liabilities Measured on Recurring Basis, Unobservable Input  
Reconciliation, Calculation [Roll Forward]**

<u>Beginning balance</u>	15,819		
<u>Change in Unrealized (Gains) Losses</u>	(311)		
<u>Issuances (Settlements)</u>	(15,508)		
<u>Net Transfer In (Out) of Level 3</u>	0		
<u>Ending balance</u>	0		\$ 15,819
<u>Settlements</u>	25,409		
<u>Final net exercise</u>	4,800		
<u>Issuances</u>	\$ 14,701		

**Cash, cash equivalents and  
restricted cash (Details) -  
USD (\$)  
\$ in Thousands**

**Sep. 30, Dec. 31, Sep. 30, Dec. 31, Dec. 31,  
2023 2022 2022 2021 2020**

**Cash and Cash Equivalents [Abstract]**

Cash and cash equivalents

\$			\$	
21,383	\$ 9,414		30,301	

Restricted cash (included in Other assets)

250	250			
-----	-----	--	--	--

Total cash, cash equivalents and restricted cash shown in the  
Condensed Consolidated Statements of Cash Flows

\$		\$	\$	\$ 4,488
21,633	\$ 9,664	12,338	30,301	

**Inventory (Details) - USD (\$)**  
**\$ in Thousands**

**Sep. 30, 2023 Dec. 31, 2022 Dec. 31, 2021**

**Inventory Disclosure [Abstract]**

<u>Raw materials</u>	\$ 289	\$ 753	\$ 646
<u>Finished goods</u>	1,340	718	646
<u>Inventory, net</u>	1,629	1,471	\$ 1,292
<u>Reserve for excess or obsolete inventory</u>	\$ 0	\$ 43	

**Accrued Liabilities (Details)****- USD (\$)****Sep. 30, 2023 Dec. 31, 2022 Dec. 31, 2021****\$ in Thousands****Payables and Accruals [Abstract]**

<u>Accrued liabilities</u>	\$ 3,404	\$ 2,905	\$ 2,910
<u>Accrued bonus</u>	2,706	2,896	
<u>Accrued vacation</u>	475	329	271
<u>Accrued payroll</u>	15	247	
<u>Total accrued liabilities</u>	\$ 6,600	\$ 6,377	\$ 4,969

Contingent Earnout Liability - Narrative (Details) \$ in Thousands	Aug. 10, 2023 USD (\$) shares	3 Months Ended	9 Months Ended		
		Sep. 30, 2023 USD (\$)	Sep. 30, 2023 USD (\$)	Sep. 30, 2022 USD (\$)	
<b><u>Derivative Instruments, Gain (Loss) [Line Items]</u></b>					
<u>Derivative liability, noncurrent</u>	\$ 28,927				
<u>Derivative liability, measurement input</u>		0	0		
<u>Estimated dividend yield</u>					
<b><u>Derivative Instruments, Gain (Loss) [Line Items]</u></b>					
<u>Derivative liability, measurement input</u>	0	0	0		
<u>Contingent earnout liability</u>					
<b><u>Derivative Instruments, Gain (Loss) [Line Items]</u></b>					
<u>Shares unvested (in shares)   shares</u>	3,125,000				
<u>Derivative liability, noncurrent</u>		\$ 9,023	\$ 9,023		
<u>Gain (loss) on derivatives</u>		\$ 19,904	\$ 19,904	\$ 0	



<b>Contingent Earnout Liability - Share-Based Compensation Arrangement by Share-Based Payment Award, Fair Value Assumptions, Expected Volatility Rate (Details)</b>	<b>Sep. 30, 2023 Y USD (\$)</b>	<b>Aug. 10, 2023 Y USD (\$)</b>
---	---	---

**Fair Value, Assets and Liabilities Measured on Recurring and Nonrecurring Basis**  
**[Line Items]**

<u>Derivative liability, measurement input</u>	0	
<u>Current stock price</u>		

**Fair Value, Assets and Liabilities Measured on Recurring and Nonrecurring Basis**  
**[Line Items]**

<u>Derivative liability, measurement input   \$</u>	5.12	11.34
<u>Expected share price volatility</u>		

**Fair Value, Assets and Liabilities Measured on Recurring and Nonrecurring Basis**  
**[Line Items]**

<u>Derivative liability, measurement input</u>	65.0	65.0
<u>Risk-free interest rate</u>		

**Fair Value, Assets and Liabilities Measured on Recurring and Nonrecurring Basis**  
**[Line Items]**

<u>Derivative liability, measurement input</u>	4.6	4.2
<u>Expected term (years)</u>		

**Fair Value, Assets and Liabilities Measured on Recurring and Nonrecurring Basis**  
**[Line Items]**

<u>Derivative liability, measurement input   Y</u>	4.9	5
<u>Estimated dividend yield</u>		

**Fair Value, Assets and Liabilities Measured on Recurring and Nonrecurring Basis**  
**[Line Items]**

<u>Derivative liability, measurement input</u>	0	0
--	---	---

**Warrants - Schedule of  
Warrants Outstanding  
(Details) - shares**

**Sep. 30, 2023 Aug. 10, 2023 Dec. 31, 2022**

**Class of Warrant or Right [Line Items]**

Warrants outstanding (in shares) 14,266,605 14,266,605 2,871,084

Public Warrants

**Class of Warrant or Right [Line Items]**

Warrants outstanding (in shares) 8,333,272 8,333,272

Private Placement Warrants

**Class of Warrant or Right [Line Items]**

Warrants outstanding (in shares) 5,933,333 5,933,333

Series B-3 Warrant liabilities

**Class of Warrant or Right [Line Items]**

Warrants outstanding (in shares) 15,819,000

Warrants - Narrative (Details) \$/ shares in Units, \$ in Thousands	1 Months Ended			9 Months Ended	12 Months Ended			Oct. 31, 2022	\$/ shares
	Oct. 31, 2023 USD (\$) shares	Aug. 31, 2023 USD (\$) shares	Jul. 31, 2023 USD (\$) shares	Sep. 30, 2023 USD (\$) D \$/ shares shares	Sep. 30, 2022 USD (\$) shares	Dec. 31, 2021 USD (\$) shares	Aug. 10, 2023 USD (\$) \$/ shares shares		
<b><u>Class of Warrant or Right</u></b> <b><u>[Line Items]</u></b>									
<a href="#">Warrants outstanding (in shares)   shares</a>				14,266,605		14,266,605		2,871,084	
<a href="#">Exercise price of warrants (in dollars per share)   \$ / shares</a>						\$ 11.50			
<a href="#">Public warrants, term</a>								10 years	
<a href="#">Class of warrant or right, threshold number of days for warrants to be transferable</a>				30 days					
<a href="#">Derivative liability, noncurrent   \$</a>						\$ 28,927			
<a href="#">Proceeds from exercise of preferred stock warrants   \$</a>				\$ 9,630	\$ 0	\$ 117			
<a href="#">Warrant repurchase program, authorized amount   \$</a>	\$ 4,000								
<b><u>Class of Warrant or Right</u></b> <b><u>[Line Items]</u></b>									
<a href="#">Warrants to purchase Series B-3 preferred stock (in shares)   shares</a>			2,239,309						
<a href="#">Proceeds from exercise of preferred stock warrants   \$</a>			\$ 4,530						
<b><u>Class of Warrant or Right</u></b> <b><u>[Line Items]</u></b>									
<a href="#">Warrants outstanding (in shares)   shares</a>				8,333,272		8,333,272			
<a href="#">Exercise price of warrants (in dollars per share)   \$ / shares</a>						\$ 11.50			
<a href="#">Warrant exercise period</a>				30 days					
<a href="#">Public warrants, term</a>				5 years					
<a href="#">Class of warrant or right, redemption price (in dollars per share)   \$ / shares</a>				\$ 0.01					
<a href="#">Warrant redemption condition, share price (in dollars per share)   \$ / shares</a>				\$ 18.00					

<a href="#">Class of warrant or right, conversion terms, threshold trading days   D</a>	20		
<a href="#">Class of warrant or right, conversion terms, threshold consecutive trading days   D</a>	30		
<a href="#">Derivative liability, noncurrent   \$</a>	\$ 3,166	\$ 1,500	
<a href="#">Public Warrants   Minimum Class of Warrant or Right [Line Items]</a>			
<a href="#">Threshold number of business days before sending notice of redemption to warrant holders   D</a>	30		
<a href="#">Public Warrants   Subsequent Event</a>			
<a href="#">Class of Warrant or Right [Line Items]</a>			
<a href="#">Warrants repurchased (in shares)   shares</a>	28,502		
<a href="#">Payments for repurchase of warrants   \$</a>	\$ 10		
<a href="#">Private Placement Warrants</a>			
<a href="#">Class of Warrant or Right [Line Items]</a>			
<a href="#">Warrants outstanding (in shares)   shares</a>	5,933,333	5,933,333	
<a href="#">Derivative liability, noncurrent   \$</a>	\$ 2,255	\$ 1,068	
<a href="#">Series B-3 Warrants</a>			
<a href="#">Class of Warrant or Right [Line Items]</a>			
<a href="#">Warrants outstanding (in shares)   shares</a>			15,819,000
<a href="#">Exercise price of warrants (in dollars per share)   \$ / shares</a>		\$ 0.05 \$ 0.05	\$ 0.05
<a href="#">Warrants to purchase Series B-3 preferred stock (in shares)   shares</a>	2,239,309		

**Income Taxes (Details)**

**9 Months Ended  
Sep. 30, 2023**

**[Income Tax Disclosure \[Abstract\]](#)**

Effective federal tax rate 0.00%

Preferred Stock - Narrative (Details) \$/ shares in Units, \$ in Thousands	1 Months Ended						3 Months Ended	9 Months Ended	12 Months Ended						
	Aug. 10, 2023 USD (\$) \$/ shares	Aug. 09, 2023 \$/ shares	Jun. 01, 2023 USD (\$)	Jul. 31, 2023 USD (\$)	Jun. 30, 2023 USD (\$) \$/ shares	Mar. 31, 2023 USD (\$) \$/ shares	Oct. 31, 2022 USD (\$) \$/ shares	Jul. 31, 2021 USD (\$)	Mar. 31, 2021 USD (\$)	Nov. 30, 2020 USD (\$)	Sep. 30, 2023 USD (\$) \$/ shares	Sep. 30, 2023 USD (\$) \$/ shares	Sep. 30, 2022 USD (\$)	Dec. 31, 2022 USD (\$)	Dec. 31, 2021 USD (\$)
<b>Temporary Equity [Line Items]</b>															
Preferred stock, shares authorized (in shares)											10,000,000	10,000,000			
Preferred stock available for future issuance (in shares)											5,984,998	5,984,998			
Undeclared dividends   \$											\$ 458	\$ 458			
Automatic conversion, anniversary	4 years														
Conversion price, first automatic reset		18 months													
Conversion price, second automatic reset		47 months													
Series A Convertible Preferred Stock, floor conversion price (in dollars per share)   \$ / shares		\$ 2.10													
Number of trading days, VWAP		10 days													
Liquidation preference (in dollars per share)   \$ / shares											\$ 10.00	\$ 10.00			
Sale of stock (in shares)	4,015,002														
Sale of stock, price per share (in dollars per share)   \$ / shares	\$ 10.00														
Net proceeds on sale of stock   \$	\$ 40,150														
Warrants outstanding (in shares)	14,266,605										14,266,605	14,266,605		2,871,084	
Percentage of then-outstanding preferred stock on an as-converted to common stock basis												99.2			
Proceeds from exercise of preferred stock warrants   \$											\$ 9,630	\$ 0		\$ 117	
Transfer of warrant liability to preferred stock upon exercise of warrants   \$											\$ 25,409	0			
Derivative liability, measurement input										0	0				
Enterprise value   \$											\$ 220,000				
Loss on equity issuance   \$											\$ 4,171	\$ 0	\$ 8,312		
Measurement Input, Discount Rate															
<b>Temporary Equity [Line Items]</b>															
Derivative liability, measurement input														30	
Series B-3															
<b>Temporary Equity [Line Items]</b>															
Warrants outstanding (in shares)											2,824,974			2,824,974	
Warrants exercised (in shares)												4,771,642			

Series B

**Temporary Equity [Line Items]**

Warrants outstanding (in shares) 36,707

Warrants exercised (in shares) 11,123

Transfer of warrant liability to preferred stock upon exercise of warrants | \$ 106

Tranche Two

**Temporary Equity [Line Items]**

Percentage of shares committed 49.7 40

Fair value of warrant liability | \$ 14,701

Private Placement | Series B-3

**Temporary Equity [Line Items]**

Strike price (in dollars per share) | \$ / shares \$ 2.03

Series A Convertible Preferred Stock

**Temporary Equity [Line Items]**

Issuances (in shares) 4,015,002

Proceeds from the issuance of preferred stock | \$ 40,150

Preferred stock, shares authorized (in shares) 10,000,000 10,000,000

Original issue price (in dollars per share) | \$ / shares \$ 10.00 \$ 10.00

Preferred stock, dividend rate, percentage 8.00% 8.00%

Liquidation preference (in dollars per share) | \$ / shares \$ 10.00 \$ 10.00

Series B-2

**Temporary Equity [Line Items]**

Sale of stock (in shares) 165,967 17,656

Net proceeds on sale of stock | \$ 2,350 \$ 250

Conversion price (in dollars per share) | \$ / shares \$ 14.16 \$ 0.35

Conversion ratio 1 1

Percentage of then-outstanding preferred stock on an as-converted to common stock basis 99.2

Series B-2 | Tranche Two

**Temporary Equity [Line Items]**

Sale of stock (in shares) 257,779 207,541

Net proceeds on sale of stock | \$ 3,650 \$ 2,932

Series B-2 | Private Placement

**Temporary Equity [Line Items]**

Sale of stock, price per share (in dollars per share) | \$ / shares \$ 14.16

<a href="#">Consideration received, potential increased amount   \$</a>			\$ 9,755
<a href="#">Number of shares issued in transaction, potential increased amount (in shares)</a>			706,243
<a href="#">Series B-2   Private Placement   Tranche Two</a>			
<b><a href="#">Temporary Equity [Line Items]</a></b>			
<a href="#">Sale of stock (in shares)</a>			518,854
<a href="#">Net proceeds on sale of stock   \$</a>			\$ 7,347
<a href="#">Series B-2   Private Placement   Tranche Three</a>			
<b><a href="#">Temporary Equity [Line Items]</a></b>			
<a href="#">Sale of stock (in shares)</a>			306,053
<a href="#">Net proceeds on sale of stock   \$</a>			\$ 4,334
<a href="#">Series B-2   Private Placement   Maximum   Tranche Two</a>			
<b><a href="#">Temporary Equity [Line Items]</a></b>			
<a href="#">Consideration received, potential increased amount   \$</a>			10,000
<a href="#">Series B-2   Private Placement   Maximum   Tranche Three</a>			
<b><a href="#">Temporary Equity [Line Items]</a></b>			
<a href="#">Consideration received, potential increased amount   \$</a>			\$ 5,000
<a href="#">Number of shares issued in transaction, potential increased amount (in shares)</a>			353,121
<a href="#">Series B-3</a>			
<b><a href="#">Temporary Equity [Line Items]</a></b>			
<a href="#">Sale of stock (in shares)</a>	663,868	70,624	
<a href="#">Class of warrant or right, number of securities called by each warrant or right (in shares)</a>			4
<a href="#">Conversion price (in dollars per share)   \$ / shares</a>	\$ 2.03		\$ 0.05
<a href="#">Conversion ratio</a>	1		1
<a href="#">Proceeds from exercise of preferred stock warrants   \$</a>	\$		4,530
<a href="#">Series B-3   Series B-2, B-3 preferred stock fair value per share   Valuation, Reverse Recapitalization Approach, Enterprise Value</a>			
<b><a href="#">Temporary Equity [Line Items]</a></b>			
<a href="#">Derivative liability, measurement input   \$ / shares</a>	9.31		10.93
<a href="#">Series B-3   Series B</a>			
<b><a href="#">Temporary Equity [Line Items]</a></b>			
<a href="#">Proceeds from exercise of preferred stock warrants   \$</a>			\$
<a href="#">Series B-3   Tranche Two</a>			4,771,642



**Temporary Equity [Line Items]**

Sale of stock (in shares) 1,031,116,830,167  
Class of warrant or right,  
number of securities called by  
each warrant or right (in  
shares) 4  
Strike price (in dollars per  
share) | \$ / shares \$ 2.03

Series B-3 | Tranche Three

**Temporary Equity [Line Items]**

Class of warrant or right,  
number of securities called by  
each warrant or right (in  
shares) 8  
Strike price (in dollars per  
share) | \$ / shares \$ 2.03

Series B-3 | Private Placement  
| Tranche Two**Temporary Equity [Line Items]**

Sale of stock (in shares) 2,075,417  
Series B-3 | Private Placement  
| Tranche Three

**Temporary Equity [Line Items]**

Sale of stock (in shares) 2,448,428  
Series A-1

**Temporary Equity [Line Items]**

Conversion price (in dollars  
per share) | \$ / shares \$ 38.84 \$ 1.06  
Conversion ratio 1.275 1.155  
Series A-2

**Temporary Equity [Line Items]**

Conversion price (in dollars  
per share) | \$ / shares \$ 12.14 \$ 0.33  
Conversion ratio 1.290 1.173  
Series A-3

**Temporary Equity [Line Items]**

Conversion price (in dollars  
per share) | \$ / shares \$ 13.36 \$ 0.37  
Conversion ratio 1.303 1.162  
Series A-4

**Temporary Equity [Line Items]**

Conversion price (in dollars  
per share) | \$ / shares \$ 12.55 \$ 0.34  
Conversion ratio 1.277 1.165  
Series A-5

**Temporary Equity [Line Items]**

Conversion price (in dollars  
per share) | \$ / shares \$ 13.36 \$ 0.37  
Conversion ratio 1.333 1.189  
Series A-6

**Temporary Equity [Line Items]**

<a href="#">Conversion price (in dollars per share)   \$ / shares</a>	\$ 14.97	\$ 0.42	
<a href="#">Conversion ratio</a>	1.351	1.190	
<a href="#">Proceeds from exercise of preferred stock warrants   \$ Series B</a>			\$ 19
<b><a href="#">Temporary Equity [Line Items]</a></b>			
<a href="#">Conversion price (in dollars per share)   \$ / shares</a>	\$ 9.71	\$ 0.26	
<a href="#">Conversion ratio</a>	1.250	1.154	
<a href="#">Proceeds from exercise of preferred stock warrants   \$ Series B   Series B</a>			\$ \$ 117 117
<b><a href="#">Temporary Equity [Line Items]</a></b>			
<a href="#">Warrants exercised (in shares)</a>			11,123
<a href="#">Proceeds from exercise of preferred stock warrants   \$ Series B-1</a>			\$ 4
<b><a href="#">Temporary Equity [Line Items]</a></b>			
<a href="#">Conversion price (in dollars per share)   \$ / shares</a>	\$ 10.93	\$ 0.30	
<a href="#">Conversion ratio</a>	1.296	1.167	

**Preferred Stock - Summary  
of Convertible Preferred  
Stock (Details) - USD (\$)  
\$ / shares in Units, \$ in  
Thousands**

**Aug. 10,  
2023**    **Dec. 31,  
2022**    **Sep. 30,  
2022**    **Dec. 31,  
2021**    **Dec. 31,  
2020**

**Temporary Equity [Line Items]**

Convertible preferred stock, shares authorized (in shares)

21,910,800

Convertible preferred stock

\$ 203,974    \$ 164,006    \$ 164,006    \$ 160,507    \$ 55,975

Series A-1

**Temporary Equity [Line Items]**

Convertible preferred stock, par value per share (in dollars per share)

\$ 0.001

\$ 0.001

Convertible preferred stock, shares issued (in shares)

5,331,943

5,331,943

Convertible preferred stock, shares outstanding (in shares)

131,797

131,797

Convertible preferred stock, shares authorized (in shares)

5,331,943

5,331,943

Convertible preferred stock

6,065

\$ 6,065

\$ 6,065

6,065

Series A-2

**Temporary Equity [Line Items]**

Convertible preferred stock, par value per share (in dollars per share)

\$ 0.001

\$ 0.001

Convertible preferred stock, shares issued (in shares)

23,307,464

23,307,464

Convertible preferred stock, shares outstanding (in shares)

576,126

576,126

Convertible preferred stock, shares authorized (in shares)

23,307,464

23,307,464

Convertible preferred stock

8,976

\$ 8,976

\$ 8,976

8,976

Series A-3

**Temporary Equity [Line Items]**

Convertible preferred stock, par value per share (in dollars per share)

\$ 0.001

\$ 0.001

Convertible preferred stock, shares issued (in shares)

24,792,020

24,792,020

Convertible preferred stock, shares outstanding (in shares)

612,822

612,822

Convertible preferred stock, shares authorized (in shares)

24,792,020

24,792,020

Convertible preferred stock

10,611

\$ 10,611

\$ 10,611

10,611

Series A-4

**Temporary Equity [Line Items]**

Convertible preferred stock, par value per share (in dollars per share)

\$ 0.001

\$ 0.001

Convertible preferred stock, shares issued (in shares)

5,169,690

5,169,690

<a href="#">Convertible preferred stock, shares outstanding (in shares)</a>		127,787		127,787
<a href="#">Convertible preferred stock, shares authorized (in shares)</a>		5,169,690		5,169,690
<a href="#">Convertible preferred stock Series A-5</a>	1,993	\$ 1,993	\$ 1,993	1,993
<b>Temporary Equity [Line Items]</b>				
<a href="#">Convertible preferred stock, par value per share (in dollars per share)</a>		\$ 0.001	\$ 0.001	
<a href="#">Convertible preferred stock, shares issued (in shares)</a>		29,545,455	29,545,455	
<a href="#">Convertible preferred stock, shares outstanding (in shares)</a>		730,320	730,320	
<a href="#">Convertible preferred stock, shares authorized (in shares)</a>		734,533	734,533	
<a href="#">Convertible preferred stock Series A-6</a>	12,858	\$ 12,858	\$ 12,858	12,858
<b>Temporary Equity [Line Items]</b>				
<a href="#">Convertible preferred stock, par value per share (in dollars per share)</a>		\$ 0.001	\$ 0.001	
<a href="#">Convertible preferred stock, shares issued (in shares)</a>		32,391,000	32,391,000	
<a href="#">Convertible preferred stock, shares outstanding (in shares)</a>		800,657	800,657	
<a href="#">Convertible preferred stock, shares authorized (in shares)</a>		805,848	805,848	
<a href="#">Convertible preferred stock Series B</a>	15,476	\$ 15,476	\$ 15,476	\$ 15,472
<b>Temporary Equity [Line Items]</b>				
<a href="#">Convertible preferred stock, par value per share (in dollars per share)</a>		\$ 0.001	\$ 0.001	
<a href="#">Convertible preferred stock, shares issued (in shares)</a>		6,984,971	6,984,971	
<a href="#">Convertible preferred stock, shares outstanding (in shares)</a>		6,984,971	6,984,971	
<a href="#">Convertible preferred stock, shares authorized (in shares)</a>		7,021,678	7,021,678	
<a href="#">Convertible preferred stock Series B-1</a>	84,637	\$ 84,528	\$ 84,528	
<b>Temporary Equity [Line Items]</b>				
<a href="#">Convertible preferred stock, par value per share (in dollars per share)</a>		\$ 0.001	\$ 0.001	
<a href="#">Convertible preferred stock, shares issued (in shares)</a>		1,659,672	1,659,672	
<a href="#">Convertible preferred stock, shares outstanding (in shares)</a>		1,659,672	1,412,487	
<a href="#">Convertible preferred stock, shares authorized (in shares)</a>		1,659,672	1,659,672	
<a href="#">Convertible preferred stock Series B-2</a>	23,500	\$ 23,499	\$ 20,000	

**Temporary Equity [Line Items]**

<u>Convertible preferred stock, par value per share (in dollars per share)</u>	\$ 0.001	\$ 0.001
<u>Convertible preferred stock, shares issued (in shares)</u>	706,243	
<u>Convertible preferred stock, shares outstanding (in shares)</u>	706,243	0
<u>Convertible preferred stock, shares authorized (in shares)</u>	1,765,609	1,765,609

Series B-3

**Temporary Equity [Line Items]**

<u>Convertible preferred stock, par value per share (in dollars per share)</u>	\$ 0.001	\$ 0.001
<u>Convertible preferred stock, shares issued (in shares)</u>	0	0
<u>Convertible preferred stock, shares outstanding (in shares)</u>	0	0
<u>Convertible preferred stock, shares authorized (in shares)</u>	8,474,924	8,474,924
<u>Convertible preferred stock</u>	\$ 39,858	

Preferred Stock - Convertible Preferred Stock Rollforward (Details) - USD (\$) \$ in Thousands	9 Months Ended		12 Months Ended	
	Sep. 30, 2023	Sep. 30, 2022	Dec. 31, 2022	Dec. 31, 2021
<b><u>Increase (Decrease) in Temporary Equity [Roll Forward]</u></b>				
<u>Convertible preferred stock, beginning balance</u>	\$ 164,006	\$ 160,507	\$ 160,507	\$ 55,975
<u>Issuances</u>	39,968	3,499	3,499	104,532
<u>Retirements / Conversions</u>	(203,974)			
<u>Convertible preferred stock, ending balance</u>		164,006	164,006	160,507
Series A-1				
<b><u>Increase (Decrease) in Temporary Equity [Roll Forward]</u></b>				
<u>Convertible preferred stock, beginning balance</u>	6,065	6,065	6,065	
<u>Retirements / Conversions</u>	(6,065)			
<u>Convertible preferred stock, ending balance</u>		6,065	6,065	6,065
Series A-2				
<b><u>Increase (Decrease) in Temporary Equity [Roll Forward]</u></b>				
<u>Convertible preferred stock, beginning balance</u>	8,976	8,976	8,976	
<u>Retirements / Conversions</u>	(8,976)			
<u>Convertible preferred stock, ending balance</u>		8,976	8,976	8,976
Series A-3				
<b><u>Increase (Decrease) in Temporary Equity [Roll Forward]</u></b>				
<u>Convertible preferred stock, beginning balance</u>	10,611	10,611	10,611	
<u>Retirements / Conversions</u>	(10,611)			
<u>Convertible preferred stock, ending balance</u>		10,611	10,611	10,611
Series A-4				
<b><u>Increase (Decrease) in Temporary Equity [Roll Forward]</u></b>				
<u>Convertible preferred stock, beginning balance</u>	1,993	1,993	1,993	
<u>Retirements / Conversions</u>	(1,993)			
<u>Convertible preferred stock, ending balance</u>		1,993	1,993	1,993
Series A-5				
<b><u>Increase (Decrease) in Temporary Equity [Roll Forward]</u></b>				
<u>Convertible preferred stock, beginning balance</u>	12,858	12,858	12,858	
<u>Retirements / Conversions</u>	(12,858)			
<u>Convertible preferred stock, ending balance</u>		12,858	12,858	12,858
Series A-6				
<b><u>Increase (Decrease) in Temporary Equity [Roll Forward]</u></b>				

<u>Convertible preferred stock, beginning balance</u>	15,476	15,476	15,476	
<u>Retirements / Conversions</u>	(15,476)			
<u>Convertible preferred stock, ending balance</u>		15,476	15,476	15,476
<u>Series B</u>				
<b><u>Increase (Decrease) in Temporary Equity [Roll Forward]</u></b>				
<u>Convertible preferred stock, beginning balance</u>	84,528	84,528	84,528	
<u>Issuances</u>	109			
<u>Retirements / Conversions</u>	(84,637)			
<u>Convertible preferred stock, ending balance</u>		84,528	84,528	84,528
<u>Series B-1</u>				
<b><u>Increase (Decrease) in Temporary Equity [Roll Forward]</u></b>				
<u>Convertible preferred stock, beginning balance</u>	23,499	20,000	20,000	
<u>Issuances</u>	1	3,499		
<u>Retirements / Conversions</u>	(23,500)			
<u>Convertible preferred stock, ending balance</u>		\$ 23,499	\$ 23,499	\$ 20,000
<u>Series B-3</u>				
<b><u>Increase (Decrease) in Temporary Equity [Roll Forward]</u></b>				
<u>Issuances</u>	39,858			
<u>Retirements / Conversions</u>	\$ (39,858)			

**Preferred Stock - Summary  
of Warrants to Purchase  
Convertible Preferred Stock  
(Details) - \$ / shares**

**Sep. 30, 2023 Aug. 10, 2023 Dec. 31, 2022 Oct. 31, 2022**

**Class of Warrant or Right [Line Items]**

<u>Exercise price of warrants (in dollars per share)</u>		\$ 11.50		
<u>Warrants outstanding (in shares)</u>	14,266,605	14,266,605	2,871,084	

**Series A-5**

**Class of Warrant or Right [Line Items]**

<u>Exercise price of warrants (in dollars per share)</u>		\$ 17.81		
<u>Warrants outstanding (in shares)</u>		4,213		

**Series A-6**

**Class of Warrant or Right [Line Items]**

<u>Exercise price of warrants (in dollars per share)</u>		\$ 20.23		
<u>Warrants outstanding (in shares)</u>		5,190		

**Series B**

**Class of Warrant or Right [Line Items]**

<u>Exercise price of warrants (in dollars per share)</u>		\$ 0.41		
<u>Warrants outstanding (in shares)</u>		36,707		

**Series B-3**

**Class of Warrant or Right [Line Items]**

<u>Exercise price of warrants (in dollars per share)</u>		\$ 2.03		
<u>Warrants outstanding (in shares)</u>		2,824,974	2,824,974	



**Preferred Stock - Summary  
of Warrants to Purchase  
Convertible Preferred Stock  
Rollforward (Details)**

**9 Months Ended  
Sep. 30, 2023  
shares**

**Class of Warrant or Right [Roll Forward]**

Warrants outstanding, beginning balance (in shares) 2,871,084  
Warrants outstanding, ending balance (in shares) 14,266,605

Series A-5

**Class of Warrant or Right [Roll Forward]**

Warrants outstanding, beginning balance (in shares) 4,213  
Retirements/Conversion (in shares) (4,213)

Series A-6

**Class of Warrant or Right [Roll Forward]**

Warrants outstanding, beginning balance (in shares) 5,190  
Retirements/Conversion (in shares) (5,190)

Series B

**Class of Warrant or Right [Roll Forward]**

Warrants outstanding, beginning balance (in shares) 36,707  
Exercises (in shares) (11,123)  
Retirements/Conversion (in shares) (25,584)

Series B-3

**Class of Warrant or Right [Roll Forward]**

Warrants outstanding, beginning balance (in shares) 2,824,974  
Exercises (in shares) (4,771,642)  
Issuances (in shares) 2,595,777  
Retirements/Conversion (in shares) (649,109)

<b>Preferred Stock - Fair Value Measurements (Details)</b>	<b>Sep. 30, 2023 Y</b>	<b>Aug. 10, 2023 Y</b>	<b>Dec. 31, 2022 \$ / shares</b>
<b><u>Fair Value Measurement Inputs and Valuation Techniques [Line Items]</u></b>			
<u>Derivative liability, measurement input</u>	0		
<u>Series B-3 Warrants exercise price per share   Series B-3 Warrant liabilities   Black-Scholes Model</u>			
<b><u>Fair Value Measurement Inputs and Valuation Techniques [Line Items]</u></b>			
<u>Derivative liability, measurement input</u>			2.03
<u>Expected share price volatility</u>			
<b><u>Fair Value Measurement Inputs and Valuation Techniques [Line Items]</u></b>			
<u>Derivative liability, measurement input</u>	65.0	65.0	
<u>Risk-free interest rate</u>			
<b><u>Fair Value Measurement Inputs and Valuation Techniques [Line Items]</u></b>			
<u>Derivative liability, measurement input</u>	4.6	4.2	
<u>Expected term (years)</u>			
<b><u>Fair Value Measurement Inputs and Valuation Techniques [Line Items]</u></b>			
<u>Derivative liability, measurement input   Y</u>	4.9	5	
<u>Expected dividends</u>			
<b><u>Fair Value Measurement Inputs and Valuation Techniques [Line Items]</u></b>			
<u>Derivative liability, measurement input</u>	0	0	
<u>Minimum   Expected share price volatility</u>			
<b><u>Fair Value Measurement Inputs and Valuation Techniques [Line Items]</u></b>			
<u>Derivative liability, measurement input</u>			0.500
<u>Minimum   Risk-free interest rate</u>			
<b><u>Fair Value Measurement Inputs and Valuation Techniques [Line Items]</u></b>			
<u>Derivative liability, measurement input</u>			0.040
<u>Maximum   Expected share price volatility</u>			
<b><u>Fair Value Measurement Inputs and Valuation Techniques [Line Items]</u></b>			
<u>Derivative liability, measurement input</u>			0.650
<u>Maximum   Risk-free interest rate</u>			
<b><u>Fair Value Measurement Inputs and Valuation Techniques [Line Items]</u></b>			
<u>Derivative liability, measurement input</u>			0.047
<u>Series B-2   Series B-3 preferred stock fair value per share   Guideline Public Company Model</u>			
<b><u>Fair Value Measurement Inputs and Valuation Techniques [Line Items]</u></b>			
<u>Derivative liability, measurement input</u>			14.97
<u>Series B-2   Series B-2 preferred stock exercise price per share   Guideline Public Company Model</u>			
<b><u>Fair Value Measurement Inputs and Valuation Techniques [Line Items]</u></b>			
<u>Derivative liability, measurement input</u>			14.16
<u>Series B-3   Series B-3 preferred stock fair value per share   Guideline Public Company Model</u>			
<b><u>Fair Value Measurement Inputs and Valuation Techniques [Line Items]</u></b>			

<u>Derivative liability, measurement input</u>	3.24
<u>Series B-2 Tranche Liability   Minimum   Expected term (years)   Binomial Tranche Model</u>	
<b><u>Fair Value Measurement Inputs and Valuation Techniques [Line Items]</u></b>	
<u>Derivative liability, measurement input</u>	0.2
<u>Series B-2 Tranche Liability   Minimum   Expected dividends</u>	
<b><u>Fair Value Measurement Inputs and Valuation Techniques [Line Items]</u></b>	
<u>Derivative liability, measurement input</u>	5.8
<u>Series B-2 Tranche Liability   Maximum   Expected term (years)   Binomial Tranche Model</u>	
<b><u>Fair Value Measurement Inputs and Valuation Techniques [Line Items]</u></b>	
<u>Derivative liability, measurement input</u>	0.4
<u>Series B-2 Tranche Liability   Maximum   Expected dividends</u>	
<b><u>Fair Value Measurement Inputs and Valuation Techniques [Line Items]</u></b>	
<u>Derivative liability, measurement input</u>	6.0

Net Loss per Share - Schedule of Antidilutive Securities (Details) - shares	9 Months Ended		12 Months Ended	
	Sep. 30, 2023	Sep. 30, 2022	Dec. 31, 2022	Dec. 31, 2021
<b><u>Antidilutive Securities Excluded from Computation of Earnings Per Share [Line Items]</u></b>				
<u>Antidilutive securities excluded from computation of earnings per share (in shares)</u>	21,097,831	13,381,126	16,879,990	12,731,606
<u>Preferred stock</u>				
<b><u>Antidilutive Securities Excluded from Computation of Earnings Per Share [Line Items]</u></b>				
<u>Antidilutive securities excluded from computation of earnings per share (in shares)</u>	4,015,002	11,624,155	12,330,395	11,376,970
<u>Preferred stock warrants</u>				
<b><u>Antidilutive Securities Excluded from Computation of Earnings Per Share [Line Items]</u></b>				
<u>Antidilutive securities excluded from computation of earnings per share (in shares)</u>		46,111		
<u>Common stock warrants</u>				
<b><u>Antidilutive Securities Excluded from Computation of Earnings Per Share [Line Items]</u></b>				
<u>Antidilutive securities excluded from computation of earnings per share (in shares)</u>		14,266,605		
<u>Restricted stock units</u>				
<b><u>Antidilutive Securities Excluded from Computation of Earnings Per Share [Line Items]</u></b>				
<u>Antidilutive securities excluded from computation of earnings per share (in shares)</u>		184,018		
<u>Options to purchase common stock</u>				
<b><u>Antidilutive Securities Excluded from Computation of Earnings Per Share [Line Items]</u></b>				
<u>Antidilutive securities excluded from computation of earnings per share (in shares)</u>	2,632,206	1,710,860	1,671,076	1,307,079

**Net Loss per Share -  
Narrative (Details)  
\$ / shares in Units, \$ in  
Thousands**

**9 Months Ended  
Sep. 30, 2023  
USD (\$)  
\$ / shares**

**Earnings Per Share [Abstract]**

Deemed dividend to preferred stockholders | \$ \$ 2,981

Increase in net loss per common share, deemed dividend (in dollars per share) | \$ / shares \$ 0.72

Share-Based Compensation - (Details) \$ / shares in Units, \$ in Thousands	9 Months Ended Sep. 30, 2023 USD (\$) \$ / shares shares	12 Months Ended		Oct. 08, 2023 shares	Aug. 10, 2023 shares
		Dec. 31, 2022 \$ / shares shares	Dec. 31, 2021 \$ / shares shares		
<b>Statements</b>					
<a href="#">Options and RSU's outstanding (in shares)</a>	7,500,732				2,816,224
<a href="#">Share reserve increase, number of years</a>	10 years				
<a href="#">Options granted (in shares)</a>	1,179,480	550,049	700,170		
<a href="#">Options, weighted average fair value (in dollars per share)   \$ / shares</a>	\$ 2.66	\$ 0.81	\$ 0.41		
<a href="#">2009 Plan</a>					
<b>Statements</b>					
<a href="#">Options and RSU's outstanding (in shares)</a>	1,915,724				
<a href="#">Unrecognized compensation expense, options   \$</a>	\$ 250				
<a href="#">Unrecognized compensation expense, RSUs   \$</a>	\$ 337				
<a href="#">2023 Plan</a>					
<b>Statements</b>					
<a href="#">Options and RSU's outstanding (in shares)</a>	5,585,008			5,585,008	
<a href="#">Percentage of fully diluted common stock determined in preceding year</a>	5				
<a href="#">Unrecognized compensation expense, options   \$</a>	\$ 3,002				
<a href="#">Restricted stock units</a>					
<b>Statements</b>					
<a href="#">RSUs granted (in shares)</a>	184,018				
<a href="#">RSU weighted average fair value (in dollars per share)   \$ / shares</a>	\$ 2.43				
<a href="#">Options to purchase common stock</a>					
<b>Statements</b>					
<a href="#">Stock options exercise price, percentage of fair value</a>	100				

Share-Based Compensation (Details)	Oct. 08, 2023 shares	Sep. 30, 2023 item shares	Aug. 10, 2023 shares
<b><u>Statements</u></b>			
<u>Number of plans   item</u>		2	
<u>Authorized (in shares)</u>		7,500,732	2,816,224
<u>Outstanding (in shares)</u>		2,816,224	
<u>Available for Issue (in shares)</u>		4,684,508	
<u>2009 Plan</u>			
<b><u>Statements</u></b>			
<u>Authorized (in shares)</u>		1,915,724	
<u>Outstanding (in shares)</u>		1,915,724	
<u>2023 Plan</u>			
<b><u>Statements</u></b>			
<u>Authorized (in shares)</u>	5,585,008	5,585,008	
<u>Outstanding (in shares)</u>		900,500	
<u>Available for Issue (in shares)</u>		4,684,508	

Dynavax Purchase (Details) - Dynavax Technologies \$ in Thousands	1 Months Ended			6 Months Ended	9 Months Ended
	Sep. 30, 2023	Dec. 31, 2020	Jul. 31, 2020	Dec. 31, 2020	Sep. 30, 2023
	USD (\$)	USD (\$)	USD (\$)	USD (\$)	USD (\$) Milestone
<u>Asset Acquisition [Line Items]</u>					
<u>Upfront payment</u>				\$ 9,000	
<u>Payment for asset acquisition</u>	\$ 4,000	\$ 5,000			
<u>Number of commercial milestones   Milestone</u>					4
<u>Maximum aggregate milestone payments per development milestone</u>					\$ 170,000
<u>Royalties as a percentage of net sales, under sales threshold</u>					10
<u>Royalties, sales threshold amount</u>					\$ 1,000,000
<u>Royalties as a percentage of sales, over threshold amount</u>					12
<u>Commercial Milestone</u>					
<u>Asset Acquisition [Line Items]</u>					
<u>Maximum aggregate milestone payments per development milestone</u>					\$ 80,000
<u>Commercial Milestone, First Commercial Sale of Product</u>					
<u>Asset Acquisition [Line Items]</u>					
<u>Milestone amount</u>	\$ 10,000				10,000
<u>Commercial Milestone, \$250,000 Annual Sales</u>					
<u>Asset Acquisition [Line Items]</u>					
<u>Milestone amount</u>	20,000				20,000
<u>Sales milestone</u>	250,000				250,000
<u>Commercial Milestone, \$500,000 Annual Sales</u>					
<u>Asset Acquisition [Line Items]</u>					
<u>Milestone amount</u>	20,000				20,000
<u>Sales milestone</u>	500,000				500,000
<u>Commercial Milestone, \$1,000,000 Annual Sales</u>					
<u>Asset Acquisition [Line Items]</u>					
<u>Milestone amount</u>	30,000				30,000
<u>Sales milestone</u>	1,000,000				1,000,000
<u>Minimum</u>					
<u>Asset Acquisition [Line Items]</u>					
<u>Payments for milestone</u>	\$ 1,000				1,000
<u>Maximum</u>					
<u>Asset Acquisition [Line Items]</u>					
<u>Payments for milestone</u>					\$ 10,000



**CONSOLIDATED  
BALANCE SHEETS - USD  
(  
\$)  
\$ in Thousands**

**Dec. 31, Dec. 31,  
2022 2021**

**Current assets**

<u>Cash and cash equivalents</u>	\$ 9,414	\$ 30,301
<u>Accounts receivable</u>	1,557	1,357
<u>Inventory, net</u>	1,471	1,292
<u>Prepaid expenses</u>	4,772	2,181
<u>Total current assets</u>	17,214	35,131
<u>Property and equipment, net</u>	2,231	1,797
<u>Right-of-use assets</u>	1,381	
<u>Intangible assets, net</u>	802	794
<u>Other assets</u>	367	115
<u>Total assets</u>	21,995	37,837

**Current liabilities**

<u>Trade payables</u>	4,947	1,300
<u>Accrued liabilities</u>	6,377	4,969
<u>Series B-2 tranche liabilities</u>	4,702	
<u>Series B-3 warrant liabilities</u>	15,819	
<u>Short-term lease liabilities</u>	370	
<u>Due to stockholders</u>	142	104
<u>Total current liabilities</u>	32,357	6,373
<u>Long-term lease liabilities</u>	1,593	
<u>Warrant liabilities and other long-term liabilities</u>	369	561
<u>Total liabilities</u>	34,319	6,934
<u>Class A common stock subject to possible redemption, 1,144,794 shares at \$10.52 and \$10.14 per share redemption value as of June 30, 2023 and December 31, 2022, respectively</u>	164,006	160,507
<b><u>Stockholders' deficit:</u></b>		
<u>Common stock</u>	0	
<u>Additional paid-in capital</u>	10,028	6,738
<u>Accumulated deficit</u>	(186,358)	(136,342)
<u>Total stockholders' deficit</u>	(176,330)	(129,604)
<u>Liabilities and Stockholders' Equity (Deficit)</u>	\$ 21,995	\$ 37,837

**CONSOLIDATED  
BALANCE SHEETS  
(Parenthetical) - \$ / shares**

**Sep. 30, 2023 Aug. 10, 2023 Dec. 31, 2022 Dec. 31, 2021**

**Statement of Financial Position [Abstract]**

<u>Common stock, par value</u>	\$ 0.0001		\$ 0.0001	\$ 0.0001
<u>Common stock, shares authorized (in shares)</u>	400,000,000		30,898,162	15,696,266
<u>Common stock, shares issued (in shares)</u>	26,316,681		347,926	264,977
<u>Common stock, shares outstanding (in shares)</u>	26,316,681	26,316,681	347,926	264,977

**CONSOLIDATED  
STATEMENTS OF  
OPERATIONS - USD (\$)  
\$ in Thousands**

**12 Months Ended  
Dec. 31, 2022 Dec. 31, 2021**

**Income Statement [Abstract]**

<u>Revenue</u>	\$ 12,398	\$ 8,401
<u>Cost of goods sold</u>	2,258	1,193
<u>Gross profit</u>	10,140	7,208
<b><u>Operating expenses:</u></b>		
<u>Research and development</u>	21,358	14,224
<u>Sales and marketing</u>	12,738	8,263
<u>General and administrative</u>	12,483	8,753
<u>Loss from operations</u>	(36,439)	(24,032)
<u>Interest earned on marketable securities held in Trust Account</u>	180	
<u>Interest expense</u>	(1)	(1,761)
<u>Loss on conversion of convertible notes</u>		(3,416)
<u>Loss on equity issuance</u>	(8,312)	
<u>Change in fair value of tranche and warrant liabilities</u>	(2,186)	(379)
<u>Other income and expense, net</u>	(420)	746
<u>Loss before income taxes</u>	(47,178)	(28,842)
<u>Income tax benefit</u>	(9)	(3)
<u>Net loss available to common stockholders</u>	(47,187)	(28,845)
<u>Deemed dividend related to Series B-2 preferred stock down round provision</u>	(2,829)	
<u>Net loss attributable to common stockholders</u>	\$ (50,016)	\$ (28,845)
<u>Basic net (loss) income per share</u>	\$ (161.55)	\$ (131.65)
<u>Diluted net (loss) income per share</u>	\$ (161.55)	\$ (131.65)
<u>Weighted average shares outstanding, basic</u>	309,609	219,100
<u>Weighted average shares outstanding, diluted</u>	309,609	219,100

<b>CONSOLIDATED STATEMENTS OF STOCKHOLDERS' DEFICIT - USD (\$)</b>	<b>Common stock</b>	<b>Additional Paid-in Capital</b>	<b>Accumulated Deficit</b>	<b>Total</b>
<u>Balance, beginning of period at Dec. 31, 2020</u>		\$ 1,364,000	\$ (107,497,000)	\$ (106,133,000)
<u>Beginning balance (in shares) at Dec. 31, 2020</u>	193,303			
<u>Exercise of options</u>		54,000		\$ 54,000
<u>Exercised</u>	71,647			71,647
<u>Modification of convertible debt to remove conversion discount</u>		5,210,000		\$ 5,210,000
<u>Exercise of common stock warrants</u>	28			
<u>Share-based compensation</u>		109,000		109,000
<u>Net loss</u>			(28,845,000)	(28,845,000)
<u>Balance, end of period at Dec. 31, 2021</u>	\$ 0	6,738,000	(136,342,000)	\$ (129,604,000)
<u>Ending balance (in shares) at Dec. 31, 2021</u>	264,978			264,977
<u>Exercise of options</u>		61,000		\$ 61,000
<u>Exercised</u>	33,747			
<u>Net loss</u>			(7,873,000)	(7,873,000)
<u>Balance, end of period at Mar. 31, 2022</u>	\$ 0	6,861,000	(144,215,000)	(137,354,000)
<u>Balance, beginning of period at Dec. 31, 2021</u>	\$ 0	6,738,000	(136,342,000)	\$ (129,604,000)
<u>Beginning balance (in shares) at Dec. 31, 2021</u>	264,978			264,977
<u>Net loss</u>				\$ (24,645,000)
<u>Balance, end of period at Sep. 30, 2022</u>	\$ 0	7,062,000	(160,987,000)	(153,925,000)
<u>Balance, beginning of period at Dec. 31, 2021</u>	\$ 0	6,738,000	(136,342,000)	\$ (129,604,000)
<u>Beginning balance (in shares) at Dec. 31, 2021</u>	264,978			264,977
<u>Exercise of options</u>		94,000		\$ 94,000
<u>Exercised</u>	82,879			82,879
<u>Modification of convertible debt to remove conversion discount</u>				\$ 5,210,000
<u>Exercise of common stock warrants</u>	69			
<u>Share-based compensation</u>		368,000		368,000
<u>Deemed dividend</u>		2,829,000	(2,829,000)	2,829,000
<u>Net loss</u>			(47,187,000)	(47,187,000)
<u>Balance, end of period at Dec. 31, 2022</u>	\$ 0	10,028,000	(186,358,000)	\$ (176,330,000)
<u>Ending balance (in shares) at Dec. 31, 2022</u>	347,926			347,926
<u>Balance, beginning of period at Mar. 31, 2022</u>	\$ 0	6,861,000	(144,215,000)	\$ (137,354,000)
<u>Exercise of options</u>		5,000		5,000

<u>Exercised</u>	9,393			
<u>Net loss</u>			(8,679,000)	(8,679,000)
<u>Balance, end of period at Jun. 30, 2022</u>	\$ 0	6,936,000	(152,894,000)	(145,958,000)
<u>Exercise of options</u>		7,000		7,000
<u>Exercised</u>	12,128			
<u>Net loss</u>			(8,093,000)	(8,093,000)
<u>Balance, end of period at Sep. 30, 2022</u>	\$ 0	7,062,000	(160,987,000)	(153,925,000)
<u>Balance, beginning of period at Dec. 31, 2022</u>	\$ 0	10,028,000	(186,358,000)	(176,330,000)
<u>Exercise of options</u>		50,000		50,000
<u>Exercised</u>	95,842			
<u>Net loss</u>			(8,268,000)	(8,268,000)
<u>Balance, end of period at Mar. 31, 2023</u>	\$ 0	11,110,000	(195,585,000)	(184,475,000)
<u>Balance, beginning of period at Dec. 31, 2022</u>	\$ 0	10,028,000	(186,358,000)	\$ (176,330,000)
<u>Beginning balance (in shares) at Dec. 31, 2022</u>	347,926			347,926
<u>Net loss</u>				\$ (23,529,000)
<u>Balance, end of period at Sep. 30, 2023</u>	\$ 2,000	221,351,000	(212,867,000)	\$ 8,487,000
<u>Ending balance (in shares) at Sep. 30, 2023</u>				26,316,681
<u>Balance, beginning of period at Mar. 31, 2023</u>	0	11,110,000	(195,585,000)	\$ (184,475,000)
<u>Exercise of options</u>	4,592	16,000		16,000
<u>Net loss</u>			(13,974,000)	(13,974,000)
<u>Balance, end of period at Jun. 30, 2023</u>	0	13,217,000	(211,581,000)	(198,364,000)
<u>Exercise of options</u>	50,646	29,000		29,000
<u>Net loss</u>			(1,286,000)	(1,286,000)
<u>Balance, end of period at Sep. 30, 2023</u>	\$ 2,000	\$ 221,351,000	\$ (212,867,000)	\$ 8,487,000
<u>Ending balance (in shares) at Sep. 30, 2023</u>				26,316,681

**CONSOLIDATED  
STATEMENTS OF CASH  
FLOWS - USD (\$)  
\$ in Thousands**

**12 Months Ended**  
**Dec. 31,**      **Dec. 31,**  
**2022**              **2021**

**Cash flows from operating activities:**

Net loss \$ (47,187) \$ (28,845)

**Adjustments to reconcile net (loss) income to net cash used in operating activities:**

Depreciation and amortization 398 464

Gain on PPP loan forgiveness  (828)

Loss on conversion of convertible notes  3,416

Loss on equity issuance 8,312

Change in fair value of tranche and warrant liabilities 2,186 379

Discount amortization and amortization of deferred financing costs  1,743

Share-based compensation expense 368 109

Gain (loss) on disposal of fixed assets 310 (4)

Milestone payment to Dynavax 1,000 1,000

**Changes in operating assets and liabilities:**

Accounts receivable (200) (741)

Inventory (179) (725)

Prepaid expenses (2,592) (1,840)

Operating lease right-of-use assets 112

Operating lease liabilities (87)

Accounts payable and accrued expenses 5,246 3,175

Net cash used in operating activities (32,313) (22,697)

**Cash flows from investing activities:**

Purchases of property and equipment (655) (1,097)

Milestone payment to Dynavax (1,000) (1,000)

Cash paid for intellectual property and licenses (131) (161)

Net cash used in investing activities (1,786) (2,258)

**Cash flows from financing activities:**

Proceeds from issuance of preferred stock 13,499 51,900

Proceeds from exercise of Series B preferred stock warrants  117

Payments on finance lease liabilities (131)

Repayments on term loan (including \$254 balloon payment)  (1,348)

Net proceeds from issuance of convertible notes  45

Cash proceeds from the exercise of stock options and warrants for common stock 94 54

Net cash provided by financing activities 13,462 50,768

Increase (decrease) in cash, cash equivalents and restricted cash (20,637) 25,813

Cash, cash equivalents and restricted cash, beginning of period 30,301 4,488

Cash, cash equivalents and restricted cash, end of period 9,664 30,301

**Cash paid during the year for:**

Interest  18

Income taxes 9 3

**Supplemental disclosure of noncash items:**

<u>Value of warrants issued with convertible notes</u>		10
<u>Transfer of warrant liability to preferred stock upon exercise of warrants</u>		3,397
<u>Fixed asset purchases included in trade payables and accrued expenses</u>	\$ 12	
<u>Put option liability transferred to Additional paid-In capital</u>		5,210
<u>Carrying value of convertible notes and accumulated interest transferred to preferred stock</u>		\$ 49,118

**CONSOLIDATED  
STATEMENTS OF CASH  
FLOWS (Parenthetical) -  
USD (\$)**

**12 Months Ended**

**Dec. 31, 2022 Dec. 31, 2021**

**\$ in Thousands**

**Statement of Cash Flows [Abstract]**

<u>Issuance cost</u>	\$ 0	\$ 242
<u>Balloon payment</u>	\$ 254	\$ 254



## Nature of Business

9 Months Ended  
Sep. 30, 2023

12 Months Ended  
Dec. 31, 2022

### Nature of Business

#### DESCRIPTION OF

#### ORGANIZATION AND

#### BUSINESS OPERATIONS

#### (1) Nature of Business

On August 10, 2023 (the "Closing Date"), TriSalus Life Sciences, Inc., a Delaware corporation (the "Company," "TriSalus," "we," "us"), formerly known as MedTech Acquisition Corporation ("MTAC"), consummated the previously announced merger pursuant to the Agreement and Plan of Merger, dated as of November 11, 2022, as amended by that certain First Amendment to Agreement and Plan of Merger, dated as of April 4, 2023, the Second Amendment to Agreement and Plan of Merger, dated as of May 13, 2023, and the Third Amendment to Agreement and Plan of Merger, dated as of July 5, 2023 (as amended, the "Merger Agreement"), by and between MTAC Merger Sub, Inc., a Delaware corporation and wholly-owned subsidiary of MTAC ("Merger Sub") and TriSalus Operating Life Sciences, Inc. (formerly known as TriSalus Life Sciences, Inc.), a Delaware corporation ("Legacy TriSalus"), whereby Merger Sub merged with and into Legacy TriSalus with the separate corporate existence of Merger Sub ceasing (the "Merger" and, together with the other transactions contemplated by the Merger Agreement, the "Business Combination") and TriSalus Life Sciences, Inc. becoming the surviving company. The closing of the Business Combination is herein referred to as "the Closing." In connection with the consummation of the Merger, on August 10, 2023, Legacy TriSalus changed its name from TriSalus Life Sciences, Inc. to TriSalus Operating Life Sciences, Inc., and MTAC changed its name from MedTech Acquisition Corporation to TriSalus Life Sciences, Inc., the surviving company ("New TriSalus"). As further described in Note 3, Legacy TriSalus was deemed to be the accounting acquirer and predecessor company in the Business Combination. Thus, the prior periods presented in these consolidated financial statements are of Legacy TriSalus.

#### *Description of the Business*

We are engaged in the research, development, and sales of innovative drug delivery technology and immune-oncology therapeutics to improve outcomes in difficult to treat liver and pancreatic cancer. Our technology is utilized in the delivery of our therapeutics and administered by interventional radiologists. We are developing and marketing two product lines — Pressure Enabled Drug Delivery ("PEDD<sup>TM</sup>") infusion systems, in use today, and an investigational agent, SD-101, which shows potential to enhance immune system response in the treatment of hepatocellular cancer, pancreatic cancer and other liver solid tumors. The combination of our PEDD technology with SD-101, is focused on solving the two main barriers in the

#### (1) Nature of Business

TriSalus Life Sciences, Inc. (the "Company," "we," "us"), a Delaware corporation, was incorporated in 2009 as Surefire Medical, Inc. The Company began doing business as TriSalus Life Sciences ("TriSalus") in 2018, and changed its name to TriSalus Life Sciences, Inc. in August 2021. We are engaged in the research, development, and sales of innovative drug delivery technology and immune-oncology therapeutics to improve outcomes in difficult to treat liver and pancreatic cancer. Our technology is utilized in the delivery of our therapeutics and administered by interventional radiologists. We are developing and marketing two product lines — Pressure Enabled Drug Delivery ("PEDD<sup>TM</sup>") infusion systems, in use today, and an investigational agent, SD-101, which shows potential to enhance immune system response in the treatment of hepatocellular cancer, pancreatic cancer and other liver solid tumors. Our PEDD with SmartValve<sup>TM</sup> is the only technology designed to work in synchrony with the cardiac cycle to open collapsed vessels in the tumor to enable deeper perfusion and improve therapeutic drug delivery in tumors with high intratumoral pressure. PEDD with SmartValve has been shown in prospective and retrospective clinical studies and in multiple pre-clinical models to improve therapy uptake and tumor response.

TriNav<sup>TM</sup> is the newest therapy delivery device with SmartValve technology for the proprietary PEDD approach. Current sales consist of the TriNav infusion System, introduced in 2020, the Surefire Medical infusion System and a family of related guiding catheters. In 2020, we gained

tumor micro environment that inhibits the success of immunotherapy. The first barrier (mechanical) is comprised of high intratumoral pressure within tumors that limits drug uptake and the second barrier (biological) is the reversal of intratumoral immunosuppression. Our PEDD with SmartValve™ is the only technology designed to work in synchrony with the cardiac cycle to open collapsed vessels in the tumor to enable deeper perfusion and improve therapeutic drug delivery in tumors with high intratumoral pressure. PEDD with SmartValve has been shown in prospective and retrospective clinical studies and in multiple pre-clinical models to improve therapy uptake and tumor response.

TriNav™ is the newest therapy delivery device with SmartValve technology for the proprietary PEDD approach. Current sales consist of the TriNav Infusion System, introduced in 2020, and a family of related guiding catheters. In 2020, we gained transitional pass-through payments (“TPT”) approval from the Centers for Medicare & Medicaid Services (“CMS”), which allows hospitals to cover the cost of using TriNav. The approval is scheduled to expire at the end of 2023. On June 1, 2023, TriSalus applied for a new technology Ambulatory Payment Classifications (“APC”) code with CMS and met with CMS on June 26, 2023, to review the application. If granted, the new technology APC code would allow for continuing reimbursement for the TriNav device at similar reimbursement rates for the period beginning January 1, 2024, but there can be no assurance that such code will be granted or that continuing reimbursement will be available at similar reimbursement rates, or at all. SD-101 has a dual mechanism of action in solid tumors which includes the alteration of the tumor microenvironment by reducing immunosuppressive myeloid derived suppressor cells while simultaneously activating immune response and recruiting T cells to the tumor, allowing checkpoint inhibitors to work more effectively.

We believe the full potential of our technology can be realized through the combination of our drug delivery technology with immune-oncology drugs. In July 2020, we acquired our first immune-oncology drug, SD-101, and began clinical development of SD-101 for treatment of liver and pancreatic cancers.

We have funded operations to date principally with proceeds from the sale of preferred stock, from the issuance of debt and convertible debt, and the closing of the Business Combination. Since inception of the Company in 2009 through September 30, 2023, we have issued for cash \$164,364 of preferred stock (of which \$36,854 was raised at the closing of the Business Combination, including issuance of Series A convertible preferred stock), which, along with \$551 from common stock and \$44,692 from convertible notes and warrants, has funded our accumulated deficit of \$212,867. During the nine months ended September 30, 2023, we raised \$9,189 in cash through the issuance of

transitional pass-through payments (“TPT”) approval from the Centers for Medicare & Medicaid Services (“CMS”), which allows hospitals to cover the cost of using TriNav. The approval is scheduled to expire at the end of 2023; we are actively seeking an extension of the approval.

We believe the full potential of our technology can be realized through the combination of our drug delivery technology with immune-oncology drugs, so, in July 2020, we acquired our first immune-oncology drug, SD-101, and began clinical development of SD-101 for treatment of liver and pancreatic cancers.

We have funded operations to date principally with proceeds from the sale of preferred stock and from the issuance of debt and convertible debt. Since inception of the Company in 2009 through December 31, 2022, we have issued for cash \$108,664 of preferred stock, \$458 of common stock and \$57,466 of convertible notes and warrants, which has funded the cumulative net losses of \$186,358. During the year ended December 31, 2022, we raised \$13,499 in cash through the issuance of Series B-1 and Series B-2 preferred stock and \$94 from the exercise of stock options. In March 2021, all of the then outstanding principle amount of convertible notes, with accumulated interest, converted to shares of Series B preferred stock in accordance with the terms contained in the note agreements; the note conversion did not raise any cash. See notes 10 and 11 for further discussion of the convertible debt, warrants and the 2022 financing rounds.

As of December 31, 2022, we had cash, cash equivalents and restricted cash of \$9,664. The Company is still in its early stage, has yet to generate revenues sufficient to create positive cash flow and has accumulated deficit of

Series B-2 preferred stock, \$9,630 in cash through the issuance of Series B-3 preferred stock, \$94 from the exercise of stock options, and \$36,854 from the Business Combination.

As of September 30, 2023, we had cash and cash equivalents of \$21,383. The Company is still in its early stage, has yet to generate revenues sufficient to create positive cash flow and has an accumulated deficit of \$212,867 as of September 30, 2023. We are currently undergoing a strategic transformation from a company focused solely on the sale of our infusion systems to a therapeutics company whereby our medical devices will be marketed in combination with the pharmaceutical drugs and other treatments that the devices deliver to patients. This transformation requires that we restructure our operating infrastructure, resulting in an increase in operating expenses — including the development of a candidate pharmaceutical — that, in the short term, will not be fully offset by increased revenues. Without additional financing and based on our sales, operations and research and development plans, our management estimates that our existing cash and cash equivalents will be insufficient to fund our projected liquidity requirements for the next 12 months.

In accordance with ASC Topic 205-40, *Presentation of Financial Statements, Going Concern: Disclosure of Uncertainties about an Entity's Ability to Continue as a Going Concern*, we are required to evaluate whether there is substantial doubt about our ability to continue as a going concern each reporting period. In evaluating our ability to continue as a going concern, management projected our cash flow sources and needs and evaluated the conditions and events that could raise substantial doubt about our ability to continue as a going concern within one year after the date that these consolidated financial statements were issued. Management's plans to address the conditions and events have considered our current projections of future cash flows, current financial condition, sources of liquidity and debt obligations for at least one year from the date of issuance of these consolidated financial statements in considering whether we have the ability to fund future operations and meet our obligations as they become due in the normal course of business.

Our ability to fund future operations and to continue the execution of our long-term business plan and strategy, including our transformation into a therapeutics company, will require that we raise additional capital through a combination collaborations, strategic alliances and licensing arrangements, and issuance of additional equity and/or long-term debt. There can be no assurance that we will be able to raise such additional financing or, if available, that such financing can be obtained on satisfactory terms. If adequate capital resources are not available on a timely basis, we intend to consider limiting our operations substantially. This limitation of operations could include a hiring freeze,

\$186,358 as of December 31, 2022. We are currently undergoing a strategic transformation from a company focused solely on the sale of our infusion systems to a therapeutic company whereby our medical devices will be marketed alongside the pharmaceutical drugs and other treatments that the devices deliver to patients. This transformation requires that we restructure our operating infrastructure, resulting in an increase in operating expenses — including the development of a candidate pharmaceutical — that, in the short term, will not be fully offset by increased revenues.

In accordance with ASC Topic 205-40, *Presentation of Financial Statements, Going Concern: Disclosure of Uncertainties about an Entity's Ability to Continue as a Going Concern*, we are required to evaluate whether there is substantial doubt about our ability to continue as a going concern each reporting period. In evaluating our ability to continue as a going concern, management projected our cash flow sources and needs and evaluated the conditions and events that could raise substantial doubt about our ability to continue as a going concern within one year after the date that these consolidated financial statements were issued.

Management considered our current projections of future cash flows, current financial condition, sources of liquidity and debt obligations for at least one year from the date of issuance of these consolidated financial statements in considering whether we have the ability to fund future operations and meet our obligations as they become due in the normal course of business.

Our ability to fund future operations and to continue the execution of our long-term business plan and strategy, including our transformation into a therapeutics company, will require that we raise additional capital through the

reductions in our workforce, reduction in cash compensation, deferring clinical trials and capital expenditures, and reducing other operating costs.

Our current operating plan, which is in part determined based on our most recent results and trends, along with the items noted above, causes substantial doubt to exist about our ability to continue as a going concern and management's plans do not alleviate the existence of substantial doubt. Our financial statements have been prepared assuming we will continue as a going concern, which contemplates the continuity of normal business activities and realization of assets and settlement of liabilities in the normal course of business, and do not include any adjustments that might be necessary should we be unable to continue as a going concern.

We are subject to various risks and uncertainties frequently encountered by companies in the early stages of growth, particularly companies in the rapidly evolving market for medical technology-based and pharmaceutical products and services. Such risks and uncertainties include, but are not limited to, a limited operating history, need for additional capital, a volatile business and technological environment, the process to test and obtain approval to market the candidate pharmaceutical, the process to obtain continuing CMS approval and application for a new ACS code for our PEDD product for reimbursement, an evolving business model, and demand for our products. To address these risks, we must, among other things, gain access to capital in sufficient amounts and on acceptable terms, maintain and increase our customer base, implement and successfully execute our business strategy, develop the candidate pharmaceutical, continue to enhance our technology, provide superior customer service, and attract, retain, and motivate qualified personnel. There can be no guarantee that we will succeed in addressing such risks.

#### *Subsequent Event*

On October 2, 2023, we entered into a Standby Equity Purchase Agreement (the "Yorkville Purchase Agreement") with YA II PN, Ltd. ("Yorkville"). Yorkville is a fund managed by Yorkville Advisors Global, LP, headquartered in Mountainside, New Jersey.

Pursuant to the Yorkville Purchase Agreement, the Company shall have the right, but not the obligation, to sell to Yorkville up to \$30,000 of common stock, par value \$0.0001 per share of the Company (the "Common Stock"), at the Company's request any time during the commitment period commencing on October 2, 2023 (the "Effective Date"), and terminating on the first day of the month following the 24-month anniversary of the Effective Date. Each issuance and sale by the Company to Yorkville under the Yorkville Purchase Agreement (an "Advance") is subject to a maximum limit equal to the greater of: (i) an amount equal to 100% of the average of the daily volume traded of

issuance of additional equity and/or long-term debt. There can be no assurance that we will be able to raise such additional financing or, if available, that such financing can be obtained on satisfactory terms. If adequate capital resources are not available on a timely basis, we intend to consider limiting our operations substantially. This limitation of operations could include a hiring freeze, reductions in our workforce, reduction in cash compensation, deferring clinical trials and capital expenditures, and reducing other operating costs.

Our current operating plan, which is in part determined based on our most recent results and trends, along with the items noted above, raises substantial doubt about the Company's ability to continue as a going concern. Our financial statements have been prepared assuming we will continue as a going concern, which contemplates the continuity of normal business activities and realization of assets and settlement of liabilities in the normal course of business, and do not include any adjustments that might be necessary should we be unable to continue as a going concern.

We are subject to various risks and uncertainties frequently encountered by companies in the early stages of growth, particularly companies in the rapidly evolving market for medical technology-based and pharmaceutical products and services. Such risks and uncertainties include, but are not limited to, a limited operating history, need for additional capital, a volatile business and technological environment, the process to test and obtain approval to market the candidate pharmaceutical, an evolving business model, and demand for our products. To address these risks, we must, among other things, gain access to capital in sufficient amounts and on acceptable terms, maintain and increase our customer base, implement and successfully

the Company's Common Stock on the Nasdaq Stock Market ("Nasdaq") for the 10 trading days immediately preceding an Advance notice, or (ii) 1,000,000 shares of Common Stock. The shares will be issued and sold to Yorkville at a per-share price equal to, at the election of the Company as specified in the relevant Advance notice: (i) 96% of the Market Price (as defined below) for any period commencing on the receipt of the Advance notice by Yorkville and ending on 4:00 p.m. New York City time on the applicable Advance notice date (the "Option 1 Pricing Period"), and (ii) 97% of the Market Price for any three consecutive trading days commencing on the Advance notice date (the "Option 2 Pricing Period," and each of the Option 1 Pricing Period and the Option 2 Pricing Period, a "Pricing Period"). "Market Price" is defined as, for any Option 1 Pricing Period, the daily volume-weighted average price ("VWAP") of the Common Stock on Nasdaq, and for any Option 2 Pricing Period, the lowest VWAP of the Common Stock on the Nasdaq during the Option 2 Pricing Period. The Advances are subject to certain limitations, including that Yorkville cannot purchase any shares that would result in it beneficially owning more than 4.99% of the Company's outstanding Common Stock at the time of an Advance or acquiring since the Effective Date under the Yorkville Purchase Agreement more than 19.99% of the Company's outstanding Common Stock, as of the date of the Yorkville Purchase Agreement.

execute our business strategy, develop the candidate pharmaceutical, continue to enhance our technology, provide superior customer service, and attract, retain, and motivate qualified personnel. There can be no guarantee that we will be successful in addressing such risks.

**(2) Summary of Significant Accounting Policies**

*Basis of Presentation*

The accompanying unaudited condensed consolidated financial statements should be read in conjunction with the audited financial statements for the year ended December 31, 2022, included in MTAC's Proxy Statement/Prospectus filed with the SEC on July 18, 2023. Certain information, including significant accounting policies, normally included in fiscal year financial statements prepared in accordance with accounting principles generally accepted in the U.S. ("GAAP") have been condensed or omitted. The Condensed Consolidated Balance Sheets as of December 31, 2022, was derived from the audited financial statements. We do not have any activity that would be reported on a Statement of Comprehensive Income.

*(a) Cash, Cash Equivalents and Restricted Cash*

We consider all highly liquid investments with original maturities of three months or less at time of purchase to be cash equivalents. We invest excess cash primarily in money market funds. At September 30, 2023, we had \$8,617 invested in a money market fund, which is a Level 1 investment.

*(b) Accounts Receivable*

Accounts receivable are recorded at the invoiced amount and do not bear interest. The allowance for doubtful accounts is our best estimate of the amount of probable credit losses in our existing accounts receivable. We periodically review our allowance for doubtful accounts and establish it based on management's expectations of realization based on historical write-off experience, as well as current general economic conditions and expectations regarding collection. Account balances are charged against the allowance after all reasonable means of collection have been exhausted and the potential for recovery is considered remote.

*(c) Inventory*

Inventory is carried at the lower of cost or net realizable value. The balance includes the cost of raw material, and finished goods — including direct labor and manufacturing overhead — and is recorded on the first-in-first-out method. Write-downs for excess and obsolete inventory or inventory of goods sold in the period when conditions giving rise to the write-downs are first recognized. Valuation reserves are recorded when, in our best judgment, we determine the carrying value of the affected inventory may be impaired or its cost exceeds its net realizable value.

*(d) Property and Equipment*

Property and equipment are recorded at cost. Repairs and maintenance costs are expensed as incurred. Depreciation is calculated using the straight-line method over the estimated useful lives of the assets, which range from 2 to 7 years. Leasehold improvements are amortized on a straight-line basis over the lesser of estimated useful lives or the lease term.

*(e) Impairment and Disposal of Long-Lived Assets*

We review long-lived assets and intangible assets (principally patents) for impairment whenever events or changes in circumstances indicate that the carrying amount of an asset may not be recoverable. Recoverability of assets to be held and used is generally measured by a comparison of the carrying amount of the asset to future net cash flows expected to be generated by the asset. If such assets are considered to be impaired, the impairment to be recognized is measured by the amount by which the carrying amounts of the assets exceed the estimated fair values of the assets. Assets to be disposed of are reported at the lower of carrying amount or fair value less cost to sell.

*(f) Leases*

We account for leases in accordance with Accounting Standards Codification ("ASC") Topic 842, *Leases*. We determine if an arrangement is or contains a lease at contract inception, and, if it does, the lease is recorded on the Condensed Consolidated Balance Sheets with right-of-use asset and lease liability representing the Company's right to use an underlying asset for the lease term and lease liabilities representing our obligation to make lease payments. Lease ROU assets and liabilities are recognized at the lease commencement date based on the present value of lease payments over the lease term. ROU assets also include the effect of any lease payments made prior to or on lease commencement and excludes lease incentives and initial direct costs incurred, as applicable. As the implicit rate in our leases is typically unknown, we use our incremental borrowing rate based on the information available at the lease commencement date in determining the present value of future lease payments. When calculating our incremental borrowing rates, we consider our credit risk, the term of the lease, and total lease payments and adjusts for the impacts of collateral as necessary. The lease terms may extend or terminate the lease when it is reasonably certain that we will exercise that option. Lease expense is recognized on a straight-line basis over the lease term.

We have elected to not separate lease and non-lease components for any leases within our existing classes of assets and, as a result, account for any lease and non-lease components as a single lease component. We have also elected not to apply the recognition requirement for leases with terms of 12 months or less. We recognize an ROU asset and a lease liability at the lease commencement date.

For operating and finance leases, the lease liability is initially measured at the present value of the unpaid lease payments at the lease commencement date. The lease liability is subsequently measured at amortized cost using the effective-interest method.

The ROU asset is initially measured at cost, which comprises the initial amount of the lease liability adjusted for lease payments made at or before the lease commencement date, plus any initial direct costs incurred less any lease incentives received.

For operating leases, the ROU asset is subsequently measured throughout the lease term at the carrying amount of the lease liability, plus initial direct costs, plus (minus) any prepaid (accrued) lease payments, less the unamortized balance of lease incentives received. Lease expense for operating leases is recognized on a straight-line basis over the lease term.

For finance leases, the ROU asset is subsequently amortized using the straight-line method from the lease commencement date to the earlier of the end of its useful life or the end of the lease term unless the lease transfers ownership of the underlying asset to the Company or the Company has an option to exercise an option to purchase the underlying asset. In those cases, the ROU asset is amortized over the useful life of the underlying asset. Amortization of the ROU asset is recognized and presented separately from interest expense on the lease liability. Finance lease ROU assets are included in property and equipment, net in the Condensed Consolidated Balance Sheets.

*(g) Warrant and Tranche Liabilities*

Freestanding financial instruments that permit the holder to acquire shares that are either puttable by the holder, redeemable or contingently redeemable are required to be reported as liabilities in the financial statements. We present such liabilities on the Condensed Consolidated Balance Sheet at estimated fair values. Changes in fair value of the liability are calculated each reporting period, and any change in value is recognized in the Condensed Consolidated Statements of Operations. Historically, we have determined that the warrants issued to investors and lenders which are exercisable into our Series B-3 convertible preferred stock, should be classified as liabilities due to contingent redemption features of the underlying convertible preferred stock. See Note 9 for further discussion.

We determined that both the public and private placement warrants do not meet the criteria to be equity classified and should be recorded as liabilities. Our analysis concluded liability classification under ASC 815, *Derivatives and Hedging*, as these warrants include a provision that could result in settlement upon an event outside the control of the Company, and such event may not result in a change in control of the Company. In addition, the private placement warrants include a feature that can require an adjustment of the exercise price in certain circumstances after a change of control of the Company. The Private and Public Warrants do not meet the criteria for equity classification. See Note 9 for further discussion.

The Series B-2 Preferred Stock Financing (as described in Note 11) included second and third tranche rights and obligations to investors who participated in the initial B-2 Preferred Stock Financing round. We offered the Series B-2 preferred stock to all of our preferred stockholders and a portion of our Series B-2 Preferred Stock Financing round (representing approximately 99.2% of our then-outstanding shares on an as-converted to common stock basis). The second and third tranche rights and obligations were exercisable into shares of our convertible preferred stock at a specified future date. The second and third tranche rights and obligations are considered freestanding financial instruments, and are classified as liabilities under ASC 480. See Note 11 for further discussion.

*(h) Contingent Earnout Liability*

In connection with the execution of the Merger Agreement, MTAC entered into a sponsor support agreement (the "Sponsor Support Agreement") with MedTech Acquisition Sponsor LLC (the "Sponsor"), Legacy TriSalus and MTAC's directors and officers (the Sponsor and MTAC's directors and officers, collectively, the "Sponsor Holders"). Pursuant to the Sponsor Support Agreement, 3,125,000 shares of Common Stock in the Company held by the Sponsor Holders immediately after the Closing Date (such shares, the "Sponsor Earnout Shares") became unvested and subject to performance-based vesting events that are not achieved prior to the 5th anniversary of the Closing Date (the "Earnout Period"). The Sponsor Earnout Shares are classified as a liability in the Company's Condensed Consolidated Balance Sheets because they do not qualify as being indexed to the Company's stock. The earnout liability was initially measured at fair value at the Closing Date and is subsequently remeasured at the end of each reporting period. The change in fair value of the earnout liability is recorded in the Condensed Consolidated Statements of Operations. See Notes 3 and 8 for further discussion.

*(i) Use of Estimates*

The preparation of the consolidated financial statements in conformity with GAAP requires us to make estimates and assumptions that affect the reported amounts of assets and liabilities and disclosure of contingent assets and liabilities at the date of the consolidated financial statements and the amounts of revenue and expenses during the reporting period. Actual results could differ significantly from those estimates. The most significant estimates relate to the valuation of earnout, warrant and tranche liabilities, and the valuation allowance on deferred tax assets.

*(j) Concentrations of Credit Risk and Other Risks and Uncertainties*

Our cash and cash equivalents are deposited primarily with two financial institutions and one investment institution. At times, the deposits in these institutions may exceed the amount of insurance provided on such deposits. We have not experienced any losses in such accounts and do not expect to experience any significant risk on these balances.

*(k) Share-Based Compensation*

We account for all employee and non-employee share-based compensation awards by recording expense based on the estimated fair value of the awards at the time of grant using the Black-Scholes-Merton option valuation model ("Black-Scholes"). The determination of fair value using the Black-Scholes-Merton pricing model is affected by the estimated fair value of the Company's stock, as well as assumptions regarding a number of variables including, but not limited to, the fair value of underlying stock at the grant date, expected volatility of the underlying stock over the term of the awards, projected employee stock option exercise behaviors, and risk-free interest rates. We also include an estimated forfeiture rate in our share-based compensation expense recognition, in accordance with ASC Topic 718, *Compensation — Stock Compensation*, and we account for forfeitures in the period in which they occur. The estimated fair value of options granted is recognized as expense on a straight-line basis over the expected life for each separately vesting portion of the awards. The fair value of options granted to non-employees is periodically revaluated and adjusted to current fair value.

*(l) Segment Reporting*

We have determined, in accordance with ASC Topic 280, *Segment Reporting*, that we operate under one operating segment, and therefore one reportable segment, TriSalus. Our Chief Executive Officer, who is the chief operating decision maker, reviews financial information on an aggregate basis for purposes of assessing performance and allocation resources. All of our long-lived assets, and all of our customers, are located in the United States.

*(m) Revenue Recognition*

Our revenue is derived from the shipments of our PEDD infusion systems to our customers. Our customers are generally comprised of hospitals, clinics and physicians. Under ASC Topic 606, *Revenue Recognition*, we evaluate five steps to determine the appropriate timing and amount of revenue. The five steps are:

- (a) Identify the contract — We do not maintain long-term contracts with our customers. Typically, customers will submit a purchase order to us for delivery of a quantity of our products, which incorporate enforceable rights and obligations constituting the contract with the customer.
- (b) Identify the performance obligation — Our performance obligation is to deliver the ordered products in accordance with the terms of the purchase order, which constitutes a single performance obligation. We do not have any on-going service obligation after delivery.
- (c) Determine the transaction price — We maintain a single sales price for each of our products, which is generally fixed. We do not have a history of any significant refunds, allowances or other concessions provided to our customers from the agreed-upon sales price after delivery of the products.
- (d) Allocate the transaction price — We do not have multiple performance obligations to complete when we fulfill a purchase order, therefore, the transaction price is fully allocated to the units being sold.
- (e) Recognize revenue — We recognize revenue at the point-in-time when the units for a purchase order have been shipped and control of the units has transferred to the customer, as evidenced by the delivery terms on the shipping documents. Typically, we ship Ex Works, so we recognize revenue when the shipment leaves our premises. In a small number of cases, the purchase order specifies alternate shipping terms, usually DAP (delivery at place). In those cases, we defer revenue recognition until we are assured the units have been delivered and control has transferred to the customer.

*Recent Accounting Pronouncements*

In June 2016, the Financial Accounting Standards Board ("FASB") issued ASU 2016-13, *Financial Instruments - Credit Losses: Measurement of Credit Losses on Financial Instruments*. Current GAAP requires an "incurred loss" methodology for recognizing credit losses that delays the recognition of a loss as long as it is probable that a loss has been incurred. ASU 2016-13 replaces the current incurred loss methodology for credit losses and removes the thresholds that companies apply to measure credit losses on financial statements measured at amortized cost, such as loans, receivables, and held-to-maturity debt securities, with a methodology that reflects expected credit losses and requires consideration of a broader range of reasonable and supportable information to form credit loss estimates. The determination of the allowance for credit losses under the new standard would typically be based on evaluation of historical loss experience, but not limited to, general economic conditions, payment status, historical collection patterns and loss experience, financial strength of the borrower, and nature, extent and value of the underlying collateral. For smaller reporting companies, ASU 2016-13 is effective for interim periods within those fiscal years beginning after December 15, 2022. It requires a cumulative effect adjustment to the balance sheet as of the beginning of the first reporting period in which the guidance is effective. We adopted ASU 2016-13 on January 1, 2023. The effect of the adoption had an immaterial impact on our condensed consolidated financial statements.



### [Fair Value Disclosures](#)

#### [\[Abstract\]](#)

#### [Financial Instruments](#)

### (3) Financial Instruments

Our financial instruments consist of cash, accounts receivable, trade accounts payable, tranche and warrant liabilities to purchase preferred stock, long-term debt and convertible notes. The carrying values of these financial instruments (other than tranche liabilities and warrant liabilities, which are held at fair value) approximate fair value for the years ended December 31, 2022 and 2021. In general, asset and liability fair values are determined using the following categories:

Level 1 — Inputs utilize quoted prices in active markets for identical assets or liabilities.

Level 2 — Inputs include quoted prices for similar assets or liabilities in active markets, and inputs other than quoted prices that are observable for the asset or liability, either directly or indirectly.

Level 3 — Inputs are unobservable inputs and include situations where there is little, if any, market activity for the balance sheet items at period end. Pricing inputs are unobservable for the terms and are based on the Company's own assumptions about the assumptions that a market participant would use.

Our financial instruments, including tranche liabilities and warrant liabilities, are measured at fair value on a recurring basis, including immediately prior to exercise. The carrying amount of outstanding warrant liabilities was \$16,188 and \$391 at December 31, 2022 and 2021, respectively, and the carrying amount of outstanding tranche liabilities was \$4,702 and \$0 at December 31, 2022 and 2021, respectively. These carrying values approximate fair value based on unobservable inputs, or Level 3 inputs, using assumptions made by us, including the fair value of the underlying preferred stock, volatility, discount rate, and expected term. The put option liability was retired in March 2021 in conjunction with the conversion of all convertible notes to Series B preferred stock; see note 11 for further discussion. There were no transfers between levels for the years ended December 31, 2022 and 2021.

In October 2022, we sold shares of Series B-2 preferred stock with accompanying warrants to purchase Series B-3 preferred stock (see Note 12). This also included rights and obligations exercisable for additional Series B-2 preferred stock and Series B-3 warrants through a second and third tranche. We offered the Series B-2 preferred stock to all of our preferred stockholders at the time of the initial B-2 Preferred Stock Financing round (representing approximately 99.2% of our then outstanding shares on an as-converted to common stock basis). At issuance, the warrants issued to purchase Series B-3 preferred stock had a fair value of \$11,966 (remeasured to \$15,819 at December 31, 2022), the tranche rights and obligations associated with the second tranche had a fair value of \$3,109 (remeasured to \$2,250 at December 31, 2022), and the tranche rights and obligations associated with the third tranche had a fair value of \$3,238 (remeasured to \$2,452 at December 31, 2022), all of which have been classified as liabilities. The fair value is determined based on unobservable inputs, or Level 3 inputs, using assumptions made by us, including the probabilities assigned to both a status quo scenario and the potential closing of the Business Combination (see Note 16), the value of the Series B-3 warrants upon closing of the Business Combination, the fair value of the Company and resulting fair value of the underlying preferred stock, volatility, and expected term; see note 12 for further discussion. These assumptions require significant judgment on the part of management and actual outcomes may materially differ from those estimated by management.



The following tables summarize the changes in fair value of our outstanding warrant and tranche liabilities for the years ended December 31, 2022 and 2021:

<b>Level 3 Liabilities</b>	<b>Fair Value at December 31, 2020</b>	<b>Change in Unrealized (Gains) Losses</b>	<b>Issuances (Settlements)</b>	<b>Net Transfer In (Out) of Level 3</b>	<b>Fair Value at December 31, 2021</b>
Warrant liability	\$ 3,399	\$ 379	\$ (3,387) <sup>(1)</sup>	\$ —	\$ 391
Put option liability	\$ 5,140	\$ 70	\$ (5,210)	\$ —	\$ —

<b>Level 3 Liabilities</b>	<b>Fair Value at December 31, 2021</b>	<b>Change in Unrealized (Gains) Losses</b>	<b>Issuances (Settlements)</b>	<b>Net Transfer In (Out) of Level 3</b>	<b>Fair Value at December 31, 2022</b>
Warrant liability	\$ 391	\$ (22)	\$ —	\$ —	\$ 369
Series B-2 tranche liabilities	\$ —	\$ (1,645)	\$ 6,347	\$ —	\$ 4,702
Series B-3 warrant liabilities	\$ —	\$ 3,853	\$ 11,966	\$ —	\$ 15,819

---

(1) This amount includes settlements of \$3,397, reduced by issuances of \$10.

**Cash, cash equivalents and restricted cash**

**9 Months Ended  
Sep. 30, 2023**

**12 Months Ended  
Dec. 31, 2022**

**Cash, cash equivalents and restricted cash**

**Cash, cash equivalents and restricted cash**

Cash, cash equivalents and restricted cash, as presented in the Condensed Consolidated Statements of Cash Flows, consisted of the following:

	September 30, 2023	December 31, 2022
Cash and cash equivalents	\$ 21,383	\$ 9,414
Restricted cash (included in Other assets)	250	250
<b>Total cash, cash equivalents and restricted cash shown in the Condensed Consolidated Statements of Cash Flows</b>	<b>\$ 21,633</b>	<b>\$ 9,664</b>

Restricted cash is \$250 held by our bank to support our corporate credit card program.

**(4) Cash, cash equivalents and restricted cash**

Cash, cash equivalents and restricted cash, as presented in the Condensed Consolidated Statements of Cash Flows, consisted of the following:

	December 31, 2022	December 31, 2021
Cash and cash equivalents	\$ 9,414	\$ 30,301
Restricted cash (included in Other assets)	250	—
<b>Total cash, cash equivalents and restricted cash shown in the Consolidated Statements of Cash Flows</b>	<b>\$ 9,664</b>	<b>\$ 30,301</b>

Restricted cash is \$250 held by our bank to support our corporate credit card program.

## Inventory

### [Inventory Disclosure](#)

#### [\[Abstract\]](#)

#### [Inventory](#)

**9 Months Ended  
Sep. 30, 2023**

**12 Months Ended  
Dec. 31, 2022**

#### (6) Inventory

The components of inventory are summarized as follows:

	September 30, 2023	December 31, 2022
Raw materials	\$ 289	\$ 753
Finished goods	1,340	718
Inventory, net	<u>\$ 1,629</u>	<u>\$ 1,471</u>

Finished goods amounts include a reserve for excess or obsolete inventory of nil and \$43 as of September 30, 2023, and December 31, 2022.

#### (5) Inventory

The components of inventory at December 31 are summarized as follows:

	2022	2021
Raw materials	\$ 753	\$ 646
Finished goods	718	646
Inventory, net	<u>\$1,471</u>	<u>\$1,292</u>

The finished goods amounts in the table above include a reserve for excess inventory of \$43 and \$97 as of December 31, 2022 and 2021, respectively.

## Long-Lived Assets

12 Months Ended  
Dec. 31, 2022

### Long-Lived Assets

### Long-Lived Assets

#### (6) Long-Lived Assets

##### *Property and Equipment*

Property and equipment as of December 31 consists of the following:

	Useful Life (Years)	2022	2021
Machinery and equipment	5 – 7	\$ 2,795	\$ 2,031
Computers and software	2	602	672
Furniture	5	475	448
Leasehold improvements	5	772	783
Other property	7	12	12
		4,656	3,946
Less accumulated depreciation		(2,425)	(2,149)
		<u>\$ 2,231</u>	<u>\$ 1,797</u>

Depreciation expense for property and equipment for the years ended December 31, 2022 and 2021, was \$276 and \$361, respectively. The Company did not recognize any impairment losses for the years ended December 31, 2022 and 2021, other than a loss on disposal of \$310 in 2022.

##### *Intangible Assets*

Intangible assets consist entirely of patent costs that provide the Company with rights, titles, and interests in the development of certain processes, discoveries, and inventions with the right to commercialize that are probable of future economic benefits. Patent costs associated with pharmaceutical intellectual property are expensed as incurred as future economic benefits are not deemed to be probable. Intangible assets are recorded at cost and are amortized over the estimated life of the patents, based on the approval and expiration dates applicable to each patent — typically 20 years — on a straight-line basis. Amortization expense related to intellectual property for 2022 and 2021 was \$122 and \$103, respectively. We did not record any impairment losses in 2022 or 2021. The estimated aggregate amortization expense for intangible assets subject to amortization for each of the five succeeding fiscal years is as follows:

2023	65
2024	65
2025	65
2026	65
2027	65
Thereafter	477
	<u>\$ 802</u>

## Accrued Liabilities

9 Months Ended  
Sep. 30, 2023

12 Months Ended  
Dec. 31, 2022

### [Payables and Accruals](#)

#### [\[Abstract\]](#)

#### [Accrued Liabilities](#)

#### (7) Accrued Liabilities

Accrued Liabilities consists of the following:

	September 30, 2023	December 31, 2022
Accrued liabilities	\$ 3,404	\$ 2,905
Accrued bonus	2,706	2,896
Accrued vacation	475	329
Accrued payroll	15	247
Total accrued liabilities	<u>\$ 6,600</u>	<u>\$ 6,377</u>

#### (7) Accrued Liabilities

Accrued liabilities consists of the following:

	December 31,	
	2022	2021
Accrued liabilities	\$2,905	\$2,910
Accrued incentives	2,896	1,562
Accrued vacation	329	271
Accrued payroll	247	226
	<u>\$6,377</u>	<u>\$4,969</u>

## Income Taxes

9 Months Ended  
Sep. 30, 2023

12 Months Ended  
Dec. 31, 2022

### [Income Tax Disclosure](#)

#### [\[Abstract\]](#)

#### [INCOME TAX](#)

#### (10) Income Taxes

At the end of each interim period, we make our best estimate of the effective tax rate expected to be applicable for the full calendar year and use that rate to provide for income taxes on a current year-to-date basis before discrete items. If a reliable estimate cannot be made, we may make a reasonable estimate of the annual effective tax rate, including use of the actual effective rate for the year-to-date. The impact of the discrete items is recorded in the quarter in which they occur.

We utilize the balance sheet method of accounting for income taxes and deferred taxes which are determined based on the differences between the financial statements and tax basis of assets and liabilities given the provisions of the enacted tax laws. In assessing the realizability of the deferred tax assets, we considered whether it is more likely than not that some portion or all of the deferred tax assets will not be realized through the generation of future taxable income. In making this determination, we assessed all of the evidence available at the time including recent earnings, forecasted income projections, and historical financial performance. We have fully reserved deferred tax assets as a result of this assessment.

Based on our full valuation allowance against the net deferred tax assets, our effective federal tax rate for the calendar year is zero, and we recorded an immaterial income tax expense in the nine months ended September 30, 2023 and 2022.

#### (8) Income Taxes

The income tax expenses (benefits) from continuing operations for the years ended December 31, 2022 and 2021, are summarized as follows:

	2022	2021
<b>Federal:</b>		
Current	\$ —	\$ —
Deferred	—	—
	—	—
<b>State:</b>		
Current	9	3
Deferred	—	—
	9	3
<b>Total</b>	<b>\$ 9</b>	<b>\$ 3</b>

The provision for income taxes differs from income taxes computed at the federal statutory tax rates for the years ended December 31, 2022 and 2021, due to the following items:

	2022	2021
Statutory rate	21.0 %	21.0 %
State and local taxes	2.0	2.5
Change in valuation allowance	(19.0)	(20.0)
Other	1.0	(0.1)
Permanent differences	(5.0)	(3.4)
	— %	— %

The income tax effects of temporary differences that give rise to significant portions of the deferred income tax assets and liabilities at December 31, 2022 and 2021, are presented below:

	2022	2021
<b>Deferred tax assets:</b>		
NOL carryforwards	\$ 30,421	\$ 27,002
Fixed assets and intangibles	2,371	2,306
Accruals	815	108
Inventory	76	229
Other	87	—
Capitalized R&D expenses	4,613	—
Stock-based compensation expense	76	63
<b>Total deferred income tax assets</b>	<b>38,459</b>	<b>29,708</b>

Deferred tax liabilities:		
Prepaid expenses	(101)	(78)
Total deferred income tax assets and liabilities	38,358	29,630
Less: valuation allowance	(38,358)	(29,630)
Net deferred income tax assets and liabilities	\$ —	\$ —

In assessing the realizability of our deferred tax assets, we consider whether it is more likely than not that some portion or all of the deferred tax assets will not be realized. The ultimate realization of deferred tax assets is dependent upon the generation of future taxable income during the periods in which those temporary differences become deductible. We consider the scheduled reversal of deferred tax liabilities, projected future taxable income, and tax planning strategies in making this assessment. As we do not have any historical taxable income, projections of future taxable income over the periods in which the deferred tax assets are deductible, and after consideration of the history of operating losses, we do not believe it is more likely than not that we will realize the benefits of the net deferred tax assets and, accordingly, have established a valuation allowance equal to 100% of net deferred tax assets. The change in the valuation allowance for the years ended December 31, 2022 and 2021 was \$8,728 and \$5,779, respectively.

As of December 31, 2022, we had net operating losses (“NOLs”) as follows (the NOLs which do not expire are subject to an annual utilization limitation of 80% of taxable income):

	<u>December 31, 2022</u>	
	<u>Federal</u>	<u>State</u>
NOLs expiring between 2029 and 2037	\$ 43,912	\$67,380
NOLs which do not expire	82,009	18,398
Total NOLs	<u>\$125,921</u>	<u>\$85,778</u>

The Internal Revenue Code contains provisions that may further limit the net operating loss carryovers available to be used in any one year if certain events occur, including significant changes in ownership interests. Utilization of net operating loss and tax credit carryforwards are subject to a substantial annual limitation due to the ownership change limitations set forth in Section 382 of the Code and similar state provisions. We prepared an Internal Revenue Code 382

analysis to determine the annual limitations on our consolidated net operating loss carryforwards. All of our tax attributes are subject to an annual limitation. Such annual limitations could result in the expiration of the net operating loss and tax credit carryforwards before utilization.

As of December 31, 2022 and 2021, we did not have any unrecognized tax benefits and does not expect that the amount of unrecognized tax benefits will change significantly within the next 12 months. Our accounting policy is to accrue interest and penalties related to unrecognized tax benefits as a component of income tax expense.

Our federal and state returns for all years remain open to examination by tax authorities.



## Dynavax Purchase

**12 Months Ended  
Dec. 31, 2022**

[Dynavax Purchase](#)  
[Dynavax Purchase](#)

### (9) Dynavax Purchase

In July 2020, we purchased all of the intellectual property and trial drug substance for SD-101 from Dynavax Technologies (“Dynavax”). We did not acquire any equity in Dynavax, nor any production facilities or personnel; this was a purchase of in-process research and development (“IPR&D”). SD-101, an investigational agent in development, is a toll-like receptor 9 (“TLR9”) agonist which is believed to bind to the TLR9 receptors found on suppressive immune cells including myeloid-derived suppressor cells (“MDSCs”) and antigen-presenting immune cells. Toll-like receptors play a key role in the innate immune system and create a bridge to adaptive immunity. It is believed that activating TLR9 primes immune cells to promote anti-tumor T cell function. We believe that SD-101, when delivered using our PEDD devices, can improve therapeutic distribution to solid tumors and improve outcomes for liver metastases and pancreatic cancer. We initiated a clinical study to evaluate SD-101 for the treatment of uveal melanoma liver metastases in September 2021, and initiated an additional study, for primary liver tumors, in March 2022.

Payments under the Dynavax purchase agreement consist of: (a) one upfront payment of \$9,000 that was split into two payments (\$5,000 and \$4,000, paid in July and December 2020, respectively), (b) milestone payments upon the achievement of certain development and commercial milestones, and (c) royalty payments based on aggregate annual net sales after SD-101 receives FDA approval to be sold.

The milestone payments range from \$1,000 to \$10,000, triggered by development achievements for each of up to four indications. The development milestone payments cannot exceed \$170,000. We made a milestone payment of \$1,000 in September 2021 after initiating our clinical study of uveal melanoma liver metastases. We made an additional \$1,000 milestone payment in June 2022 after initiating our clinical study for primary liver tumors.

In addition, we will have to pay up to four commercial milestones, \$10,000 upon first commercial sale of the product; \$20,000 upon the first occurrence of \$250,000 in annual net sales; \$20,000 upon the first occurrence of \$500,000 in annual net sales; and \$30,000 upon the first occurrence of \$1,000,000 in annual net sales. In aggregate, the commercial milestones shall not exceed \$80,000.

We will also pay annual royalties at the rate of 10% for aggregate annual net sales less than or equal to \$1,000,000 and 12% for aggregate annual net sales above that amount.

We recorded the first and second development milestone payments of \$1,000 in R&D in 2022 and 2021. We have reflected these milestone payments in the Consolidated Statements of Cash Flows as investing activities to reflect the contractual investment in the IPR&D. The milestone payments and royalty payments are contingent upon future events and therefore will also be recorded as expense when it is probable that a milestone has been achieved or when royalties are due.

## Debt

12 Months Ended  
Dec. 31, 2022

[Debt](#)  
[Debt](#)

### (10) Debt

#### *PPP Loan*

In April 2020, we applied for, and received, a loan of \$828 under the Small Business Administration (“SBA”) Paycheck Protection Program (“PPP”) program. Under the terms of the program, the loan was used to fund retention of employees and facility expenses. The program provides for forgiveness of the loan after a period of time if the loan was used for approved expenditures. On April 19, 2021, we received notice that the SBA had forgiven the loan. We recorded the forgiveness as a \$828 gain included in other income and expense, net, in 2021 in the accompanying consolidated statements of operations.

#### *Term Loan*

The term loan and supplemental term loan matured on November 30, 2021, and were paid in full, with a final payment of \$1,348.

In conjunction with the term loan, we issued the following warrants. All the warrants expire 10 years after the issuance date. The warrant liabilities are carried at fair value; the initial fair values listed below were recorded as debt discount at the time of issuance and amortized as additional interest expense.

<u>Issue Date</u>	<u>Equity Class</u>	<u>Quantity</u>	<u>Exercise Price</u>	<u>Initial Fair Value</u>
08-26-2015	Series A-5 Preferred Stock	3,370	\$ 17.81	\$ 54
10-27-2016	Series A-5 Preferred Stock	842	\$ 17.81	\$ 10
06-30-2017	Series A-6 Preferred Stock	4,449	\$ 20.23	\$ 102
11-20-2018	Series A-6 Preferred Stock	741	\$ 20.23	\$ 12

## Convertible Notes

**12 Months Ended  
Dec. 31, 2022**

### Convertible Notes Convertible Notes

#### **(11) Convertible Notes**

In August and September 2018, we issued convertible notes for aggregate cash proceeds of \$5,000, which had an original maturity date of December 31, 2019. The maturity date for the convertible notes was revised in 2019 to be December 31, 2020, and in 2020 to be December 31, 2021. The extension of maturity dates in each case were determined to be modifications to the debt instruments. Between May and September 2019, we issued additional convertible notes for aggregate cash proceeds of \$15,000, with a maturity date of December 31, 2020, which was also modified to December 31, 2021. Between March and October 2020, we issued convertible notes for aggregate cash proceeds of \$9,102, with a maturity date of December 31, 2021.

The convertible notes accrued interest at 8% and could only be prepaid upon the favorable vote of the majority holders. When and if we complete a “qualified financing” on or prior to the maturity date, the unpaid principal and accrued interest on the convertible notes are automatically convertible into the same class of preferred stock offered in the qualified financing at the lesser of \$0.50 per share or 85% of the price per share paid by cash purchasers for the preferred stock issued in the qualified financing. (This discount on the price per share paid by cash purchasers was subsequently modified in 2021, see below.) A “qualified financing” is a preferred stock financing transaction for the purpose of raising capital with gross proceeds of at least \$5,000, excluding all proceeds from convertible notes that convert into preferred stock in connection with the financing. This conversion upon a qualified financing feature essentially provides the holder with a fixed return that is settled in a variable number of shares. As such, it qualified to be accounted for as an embedded derivative, a put option liability, at fair value. The put option liability was initially recorded as a debt discount and subsequently remeasured at its fair value each period end. We estimated the fair value of the put option liability based upon the 90% probability of a qualified financing occurring multiplied by the value to be received by the holder (Level 3 inputs). (We estimated a 10% probability that the convertible notes would convert at maturity.) The put option liabilities associated with the 2018, 2019 and 2020 convertible notes were initially measured at \$794, \$2,382 and \$1,446, respectively. The fair value of the put liabilities did not change at December 31, 2019, 2020 or 2021, as management’s estimate of the probability of a qualified financing did not change. Through December 31, 2021, additional put option liability was recorded for the conversion feature applied to the accumulating accrued interest balance of \$303, which was recorded as additional put option liability and debt discount. The discounts on the debt as a result of recording the initial put liabilities was amortized to interest expense over the term of the loans using the effective interest method.

Between March 2020 and December 2020, we also issued convertible notes for aggregate cash proceeds of \$15,545. An additional convertible note for \$45 was issued in January 2021. These notes differed from the other notes issued during 2018 through 2020 in that they did not contain the conversion discount of 15%. Instead, they were accompanied by warrants to purchase 385,361 Series A-6 preferred shares at \$0.01 per share initially, which upon issuance of the Series B Preferred Stock in 2021, were automatically converted into warrants to purchase Series B Preferred Stock. The warrants expire on the fifth anniversary of the issue date. All other terms of the notes were the same. Since the warrants are for preferred stock that were initially redeemable, they were recorded as a liability in the accompanying balance sheet at December 31, 2020. The initial value of the warrant liability of \$3,887 (\$3,877 for the warrants issued in 2020; \$10 for the warrant issued in 2021) was determined using the Black-Scholes method and resulted in an additional debt discount that was being amortized to interest expense using the effective interest method.

The convertible notes also included a provision whereby upon a change in control prior to the conversion or repayment in full of the principal amount of the convertible notes, the Company

would be obligated, at each holder's option, to either (A) pay such holder in cash an amount equal to (is) the outstanding principal and interest accrued to that date, plus (ii) a premium equal to 100% of the unpaid principal and accrued interest, or (B) convert the outstanding principal and interest accrued to date into Series A-6 preferred stock at a conversion price of \$0.50 per share. This change in control prepayment and conversion provision qualifies as an embedded derivative and has been included in the fair value of the embedded derivative noted above.

Finally, the convertible notes also included a provision whereby the unpaid principal and accrued interest would convert at maturity, at the option of the holders of at least 2/3 of the outstanding principal amount of the outstanding convertible notes, into shares of the Company's Series A-6 preferred stock at a conversion price of \$0.25 per share.

Interest expense related to convertible notes was \$1,773 for the year ended December 31, 2021, which included the 8% stated interest and amortization of the debt discounts associated with the embedded put liabilities and attached warrants.

In March 2021, the Company's board and note holders (many of whom are also stockholders) agreed to eliminate the 15% discount in the next qualified round of financing attached to the 2018, 2019 and 2020 issuances of convertible notes. We determined the elimination of the 15% discount was a modification of the convertible notes with related parties and, as a result, we recorded the impact of removing the put option liability associated with the convertible notes of \$5,210 to Additional Paid-in Capital in the accompanying consolidated balance sheet for the year ended December 31, 2021. Also in March 2021, the issuance of Series B preferred stock was determined to be a qualified financing event. Accordingly, all of the convertible notes, with a notional amount of \$44,692, were converted, with accumulated interest of \$4,426, into 4,047,069 shares of Series B preferred stock at a conversion price of \$0.30 per share. Upon the conversion of the convertible notes to Series B preferred stock, we also recognized the remaining unamortized debt discounts associated with the conversion features and warrants in the aggregate of \$3,416 as a loss on conversion of convertible notes in the accompanying consolidated statements of operations.

## Convertible Preferred Stock

12 Months Ended  
Dec. 31, 2022

### [Convertible Preferred Stock](#)

### [Convertible Preferred Stock](#)

### (12) Convertible Preferred Stock

Since inception, we have issued various series of preferred stock as more fully described below. Prior to March 2021, the preferred stock was redeemable at any time after February 21, 2022, upon the affirmative vote of two thirds of the then outstanding shares of preferred stock. In March 2021, the redemption feature was eliminated, however, the in-substance redemption feature described below is still in place. Upon an acquisition of the Company, the proceeds will be used to first pay the liquidation preferences on the preferred stock, as defined below, prior to payment to common stockholders. We have determined this is an in-substance redemption feature since holders of preferred stock represent a majority of our board of directors and control a majority of the stockholder vote on an as-if-converted basis. Thus, a decision to pursue an acquisition or accept the terms of an acquisition — and thereby redeem the convertible preferred stock — is deemed to be outside of our control. As a result, our convertible preferred stock has been classified as temporary equity in the accompanying consolidated balance sheets. We have not adjusted the carrying values of the convertible preferred stock to the respective liquidation preferences of such shares as the instruments are currently not redeemable and we believe it is not probable that the instruments will become redeemable at this point in time. Adjustments to increase the carrying values of the respective liquidation preferences will be made if and when it becomes probable that an event would occur obligating us to pay such amounts.

Convertible preferred stock, net of issuance costs, at December 31, 2022 and 2021, is as follows:

Series	December 31,	
	2022	2021
Series A-1 preferred stock, \$0.001 par value per share. Authorized, issued, and outstanding 131,797 shares at December 31, 2022 and 2021	\$ 6,065	\$ 6,065
Series A-2 preferred stock, \$0.001 par value per share. Authorized, issued, and outstanding 576,126 shares at December 31, 2022 and 2021	8,976	8,976
Series A-3 preferred stock, \$0.001 par value per share. Authorized, issued, and outstanding 612,822 shares at December 31, 2022 and 2021	10,611	10,611
Series A-4 preferred stock, \$0.001 par value per share. Authorized, issued, and outstanding 127,787 shares at December 31, 2022 and 2021	1,993	1,993
Series A-5 preferred stock, \$0.001 par value per share. Authorized 734,533 shares; issued and outstanding 730,320 shares at December 31, 2022 and 2021	12,858	12,858
Series A-6 preferred stock, \$0.001 par value per share. Authorized 805,848 shares; issued and outstanding 800,657 shares at December 31, 2022 and 2021	15,476	15,476
Series B preferred stock, \$0.001 par value per share. Authorized 7,021,678 shares; issued and outstanding 6,984,971 and 6,984,971 shares at December 31, 2022 and 2021, respectively	84,528	84,528
Series B-1 preferred stock, \$0.001 par value per share. Authorized 1,659,672 shares; issued and outstanding 1,659,672 and 1,412,487 shares at December 31, 2022 and 2021, respectively	23,499	20,000
Series B-2 preferred stock, \$0.001 par value per share. Authorized 1,765,609 shares; issued and outstanding 706,243 and 0 shares at December 31, 2022 and 2021, respectively	—	—

Series B-3 preferred stock, \$0.001 par value per share. Authorized 8,474,924 shares; issued and outstanding 0 at shares at December 31, 2022 and 2021

Total convertible preferred stock	<u>\$ 164,006</u>	<u>\$ 160,507</u>
-----------------------------------	-------------------	-------------------

The following table summarizes activity in convertible preferred stock for the years ended December 31, 2022 and 2021.

Series	Balance at January 1, 2021	Issuances	Balance at December 31, 2021
Series A-1	\$ 6,065	\$ —	\$ 6,065
Series A-2	8,976	—	8,976
Series A-3	10,611	—	10,611
Series A-4	1,993	—	1,993
Series A-5	12,858	—	12,858
Series A-6	15,472	4	15,476
Series B	—	84,528	84,528
Series B-1	—	20,000	20,000
Total convertible preferred stock	<u>\$ 55,975</u>	<u>\$104,532</u>	<u>\$ 160,507</u>

Series	Balance at December 31, 2021	Issuances	Balance at December 31, 2022
Series A-1	\$ 6,065	\$ —	\$ 6,065
Series A-2	8,976	—	8,976
Series A-3	10,611	—	10,611
Series A-4	1,993	—	1,993
Series A-5	12,858	—	12,858
Series A-6	15,476	—	15,476
Series B	84,528	—	84,528
Series B-1	20,000	3,499	23,499
Series B-2	—	—	—
Total convertible preferred stock	<u>\$ 160,507</u>	<u>\$ 3,499</u>	<u>\$ 164,006</u>

As of December 31, 2022, the Company was authorized to issue up to 21,910,800 shares of preferred stock, with 4,213 shares of Series A-5, 5,190 shares of Series A-6, 36,707 shares of Series B, 1,059,365 shares of Series B-2, and 8,474,924 shares of Series B-3 available for issuance. All other authorized shares have been issued. The original issue prices for the Series A-1, A-2, A-3, A-4, A-5, A-6, B, B-1, B-2 and B-3 preferred stock are \$49.520, \$15.660, \$17.40, \$16.030, \$17.81, \$20.23, \$12.14, \$14.16, \$14.16 and \$2.03, respectively. All shares of preferred stock had the following rights as of December 31, 2022:

(i) *Conversion*

Each share of preferred stock is convertible into common stock at any time at the option of the holder. The conversion rate is equal to the original issue price for each share of preferred stock plus any declared but unpaid dividends divided by the conversion price. The conversion ratio may be adjusted from time to time based upon the occurrence of certain events or circumstances, such as stock splits, dividends, recapitalizations, certain corporate transactions, and certain dilutive issuances, including the issuance of shares of Series B-2 preferred stock and the B-3 Warrants (as defined below). Each share of preferred stock will be automatically convertible into shares of the common stock at the then-prevailing conversion ratio

(i) immediately prior to the closing of a firm commitment underwritten initial public offering pursuant to an effective registration statement filed under the Securities Act of 1933, as amended in which (a) the per share price of the common stock is not less than \$14.16 (adjusted for any stock dividends, combinations, splits, or recapitalizations) and (b) the aggregate net cash proceeds

are at least \$50,000, (ii) the consummation of a transaction or series of related transactions by merger, consolidation, share exchange or otherwise with a publicly traded “special purpose acquisition corporation” or its subsidiary in which the common stock or share capital of such entity or its successor entity remains listed, in which the aggregate proceeds resulting from such transaction or series of related transactions, including any private placement or other financing transaction and proceeds received from the “special purpose acquisition corporation” trust account are equal to or in excess of \$30 million or (iii) upon the consent or vote of the holders of a majority of the outstanding shares of preferred stock (voting together as a single class on an as converted basis).

*(ii) Voting Rights*

Each holder of shares of preferred stock is entitled to the number of votes on an as-if converted basis to shares of common stock. Certain corporate actions require the approval of a majority of the holders of preferred stock, including but not limited to changes in the authorized shares of preferred stock, authorization of any new class or series of preferred stock, effecting a recapitalization, increasing the authorized size of the Board of Directors to a number greater than 11, the payment of certain dividends and capital distributions, the sale, liquidation or dissolution of the Company, and certain incurrence of debt.

*(iii) Anti-dilution Rights*

The conversion price of each series of preferred stock is subject to in the event of any stock dividend, stock split, combination or other similar recapitalization and other adjustments, including adjustment if common stock is issued for less than the Original Issue Price of each series of preferred stock.

*(iv) Dividends*

Dividends are payable on (i) the Series B-2 and Series B-3 preferred stock in preference to all other series of preferred stock and the common stock and (ii) all such other series of preferred stock in preference to the common stock, in each case, when and if declared by the Board of Directors on a noncumulative, annual basis and are paid to the holders of Series B-2 preferred stock and Series B-3 preferred stock, and all other series of preferred stock, on a pro rata, pari passu basis (based on the series or preferred stock participating) preferred stock in proportion of their individual dividend amounts to the total dividend amount of all preferred holders. The per annum preferred dividend rates for each share of Series A-1, A-2, A-3, A-4, A-5, A-6, B, B-1, B-2, and B-3 preferred stock are \$3.97000, \$1.26000, \$1.4000, \$1.29000, \$1.4300, \$1.62, \$0.980, \$1.140, \$1.140, and \$0.170, respectively. To date, the Board of Directors has not declared any dividends on the preferred stock.

*(v) Liquidation Preferences*

The terms of the preferred stock provide for liquidation preferences in the event of a change in control, liquidation, dissolution, or certain other fundamental transactions of the Company (a Liquidation Event), none of which were deemed probable of occurring at December 31, 2022. Preferences are payable in the following order of priority and in the following amounts as of December 31, 2022 (plus all declared but unpaid dividends);

Liquidation Preference	Series	Shares	Price	Aggregate Liquidation Preference
1	Series B-3 preferred stock	—	\$ 2.030	\$ —
1	Series B-2 preferred stock	706,243	14.160	10,000
2	Series B-1 preferred stock	1,659,672	14.160	23,500
2	Series B preferred stock	6,984,971	12.140	84,774

3	Series A-6 preferred stock	800,657	20.230	16,196
4	Series A-5 preferred stock	730,320	17.810	13,000
4	Series A-4 preferred stock	127,787	16.030	2,047
5	Series A-3 preferred stock	612,822	17.400	10,661
6	Series A-2 preferred stock	576,126	15.660	9,020
7	Series A-1 preferred stock	131,797	49.520	6,526
	Total liquidation preference			<u>\$175,724</u>

If the assets of the Company or the consideration received in such Liquidation Event are insufficient to make payment in full to all holders of a particular series of preferred stock, then such assets will be distributed ratably to the holders of such series of preferred stock in proportion to the full amounts to which they would otherwise have been entitled. After payment of the aforementioned liquidation preferences, any remaining proceeds from a Liquidation Event will be distributed to all preferred and common stockholders — except for stockholders holding Series A-1 or Series A-2 Preferred Stock — pro rata on an as-if converted basis.

### ***March 2021 Financing***

In March 2021, we executed a financing round in which we raised \$10,907 net of issuance costs, through the sale of 906,346 shares of Series B preferred stock at an original issue price of \$12.14 per share. At that time, in accordance with their terms, as amended, all convertible notes, with a value of \$49,118 (including accumulated interest) were converted into 4,047,069 shares of Series B preferred stock.

### ***Spring 2021 Financing***

In May, June and July 2021, we raised an additional \$20,989, net of issuance costs, through the sale of an additional 1,742,003 shares of Series B preferred stock at a price per share of \$12.14.

### ***Fall 2021 Financing***

In August and December 2021, we raised \$20,000, net of issuance costs, through the sale of 1,412,487 shares of Series B-1 preferred stock at a price of \$14.16 per share.

### ***Warrant Exercises***

In November 2020, we raised \$19 through the exercise of warrants to purchase 59,102 shares of Series A-6 preferred stock. Between March and July 2021, we raised an additional \$117 through the exercise of warrants to purchase 289,552 shares of Series B preferred stock.

### ***2022 Financing***

In May and June 2022, we sold 247,185 shares of Series B-1 preferred stock in a private financing, to existing stockholders, at a price of \$14.16 per share, raising approximately \$3,499 in net proceeds. This financing was an extension of the Series B-1 financing round begun in the fall of 2021.

In early October 2022, we sold 706,243 shares of Series B-2 preferred stock in a private financing, primarily to existing stockholders, at a price of \$14.16 per share, raising approximately \$9,755 in net proceeds. For each share sold, we also issued a warrant to purchase four shares of Series B-3 preferred stock (with total warrants issued being for 2,824,974 shares of Series B-3 preferred stock) with a strike price of \$2.03 per share. The B-2 Preferred Stock Financing included, at our audit committee's option, a second tranche for the sale of up to 518,854 shares of Series B-2 preferred stock for \$7,347 (which could be increased up to \$10,000 through the sale of additional shares), with each such share of Series B-2 preferred stock accompanied by a warrant to purchase four shares of Series B-3 preferred stock at a strike price of \$2.03 per share, for a



total of 2,075,417 shares of Series B-3 preferred stock, and a third tranche, at the election of investors who participated in the second tranche, for the sale of up to 306,053 shares of Series B-2 preferred stock for \$4,334 (which could be increased up to an aggregate of 353,121 shares of Series B-2 preferred stock for approximately \$5,000 through the sale of additional shares of Series B-2 preferred stock), with each such share of Series B-2 preferred stock accompanied by a warrant to purchase eight shares of Series B-3 preferred stock at a strike price of \$2.03 per share, for a total of 2,448,428 shares of Series B-3 preferred stock. Investors can elect to not participate in the second tranche, and thereby give up their rights to participate in the third tranche, but such election would cause all of their shares of Series B-2 preferred stock and warrants to purchase Series B-3 preferred stock to immediately convert to common stock and the warrants to purchase Series B-3 preferred stock to convert to warrants to purchase common stock.

As a result of the issuance of the Series B-2 preferred stock, accompanying warrants to purchase Series B-3 preferred stock, and the second and third tranche rights and obligations, the anti-dilution feature of all prior issued preferred stock series was triggered. In accordance with the anti-dilution rights in the Company's certificate of incorporation, and in connection with the initial closing of the B-2 Preferred Stock Financing, the conversion prices of the Company's preferred stock (i) were adjusted to \$42.89 for Series A-1 preferred stock, \$13.36 for Series A-2 preferred stock, \$14.97 for Series A-3 preferred stock, \$13.76 for Series A-4 preferred stock, \$14.97 for Series A-5 preferred stock, \$17.00 for Series A-6 preferred stock, \$10.52 for Series B preferred stock, and \$12.14 for Series B-1 preferred stock and (ii) set to \$14.16 for Series B-2 preferred stock and \$2.03 for Series B-3 preferred stock, which correlate to approximate (in each case rounded to three decimals) exchange ratios of 1.155 to 1 for Series A-1 preferred stock, 1.173 to 1 for Series A-2 preferred stock, 1.162 to 1 for Series A-3 preferred stock, 1.165 to 1 for Series A-4 preferred stock, 1.189 to 1 for Series A-5 preferred stock, 1.190 to 1 for Series A-6 preferred stock, 1.154 to 1 for Series B preferred stock, 1.167 to 1 for Series B-1 preferred stock, 1 to 1 for Series B-2 preferred stock and 1 to 1 for Series B-3 preferred stock.

We offered the Series B-2 preferred stock to all of our existing preferred stockholders (representing approximately 99.2% of our then-outstanding shares on an as-converted to common stock basis) to continue to fund our operations through the expected period for completing the Business Combination (see Note 16), including expenses expected to be incurred in connection with the Business Combination and readying ourselves to be a public company. Board members, executives and other employees who participated in the B-2 Preferred Stock Financing did so under the same terms as other non-service provider holders. As such, the Company concluded the B-2 Preferred Stock Financing was not compensatory and is not within the scope of ASC Topic 718, *Compensation — Stock Compensation*.

The warrants to purchase Series B-3 preferred stock ("Series B-3 Warrants") represent freestanding financial instruments that should be recognized as a liability as the Company is required to deliver puttable shares upon exercise of the warrants, which may be ultimately settled for cash due to the in-substance redemption feature, as described above. Similarly, the combined rights and obligations for the second and third tranches for Series B-2 preferred stock ("Series B-2 Tranche Liability") represents a freestanding financial instrument that should be classified as a liability under ASC 480 as, (i) the decision to exercise the tranche is outside of the control of the Company, as holders of Series B-2 preferred stock represent a majority of our Audit Committee (which, pursuant to the financing agreements for the B-2 Preferred Stock Financing determines whether to call the second tranche), and (ii) the Company is required to deliver puttable shares upon execution of the tranches rights and obligations, which may be ultimately settled in cash. Both the Series B-3 Warrants and the Series B-2 Tranche Liability are classified as liabilities and are presented on the balance sheet at their estimated fair values at each reporting date and immediately prior to settlement with the resulting change in fair value recognized in earnings.

The fair value of the Series B-3 Warrants as of December 31, 2022, was determined using a probability-weighted expected outcome model whereby the following two scenarios were probability-weighted based on the Company's expectation of each occurring: (1) a status quo scenario whereby the Company would continue as a private company and (2) a scenario where

the Business Combination would close. Under the status quo scenario, the Series B-3 Warrants, including warrants to be issued under the second and third tranches, were valued using the Black-Scholes model. The fair value of the Series B-2 Tranche Liability was determined using a Binomial Tranche Model. Both models incorporated the following significant assumptions: the fair value of underlying Series B-2 preferred stock of \$14.97 per share, a price for Series B-2 preferred stock of \$14.16 per share, the fair value of underlying Series B-3 preferred stock of \$3.24 per share, an exercise price for the warrants to purchase Series B-3 preferred stock of \$2.03 per share, an expected volatility of 50.0%-65.0%, a risk free interest rate of 4.0%-4.7%, an expected term of 0.2-0.4 years for the Series B-2 Tranche Liability and 5.8-6.0 years for the Series B-3 Warrants and no dividends. The fair value of the underlying shares of Series B-2 preferred stock and warrants to purchase Series B-3 preferred stock used in these models were derived from estimates of the Company's equity fair value using the Guideline Public Company Method, specifically revenue multiples of comparable public companies were multiplied by the Company's forecasted 2023 and 2024 revenue. The valuation of Series B-3 Warrants under the Business Combination scenario incorporates an estimate of the fair value of the underlying Series B-3 preferred stock upon the close of the Business Combination of \$10.93 per share, which is based upon the enterprise value stated in the merger agreement of \$220 million allocated to all outstanding shares of preferred stock, warrants to purchase preferred stock, and common stock on an as-if converted basis, discounted at 30% from the expected Business Combination closing date. The Business Combination scenario as of December 31, 2022, assumed the second and third tranches will not be exercised, and thus no value is assigned to the tranche rights and obligations, as the Company would not exercise its right to call the second tranche.

The fair value of the Series B-3 Warrant Liability and the Series B-2 Tranche Liability were estimated at \$11,966 and \$6,347, respectively, upon completion of the financing. The excess of the liabilities' fair values compared to the proceeds received in the transaction resulted in a charge to loss on equity issuance in the consolidated statements of operations of \$8,312. The warrant liability associated with the Series B-3 Warrants was remeasured to its fair value of \$15,819 at December 31, 2022, and the Series B-2 Tranche Liability were remeasured to their fair value of \$4,702 at December 31, 2022, resulting in an additional loss recorded as change in fair value of warrant and tranche liabilities of \$2,208 in the consolidated statements of operations for the year ended December 31, 2022.

In December 2022, the warrants issued and issuable under the second and third tranches to purchase Series B-3 preferred stock were amended to provide that, in connection with the Business Combination, any portion of the warrants that remain unexercised at the time the Business Combination is consummated will automatically be net settled for shares of TriSalus Common Stock immediately prior to the closing of the Business Combination and exchanged into shares of Combined Company Common Stock at the Effective Time. The warrant amendment did not change the liability classification of these warrants and the warrant liabilities will continue to be measured at fair value.

### ***2023 Financing***

In January through March 2023, holders of warrants to purchase 2,330,811 shares Series B-3 preferred stock exercised their purchase rights, for proceeds of approximately \$4,715.

In February 2023, we amended the Series B-2 preferred stock agreement and warrant agreement to purchase Series B-3 preferred stock to extend the expiration date for the second tranche from February 28, 2023, to May 31, 2023.

In March 2023, we effectuated two closings of a portion of the second tranche of the B-2 Preferred Stock Financing whereby (i) 207,541 shares of Series B-2 preferred stock and accompanying warrants to purchase 830,167 shares of Series B-3 preferred stock, representing approximately 40% of the shares committed in the second tranche, were sold for an aggregate purchase price of \$2,939, and (ii) 17,656 shares of Series B-2 preferred stock and accompanying warrants to purchase 70,624 shares of Series B-3 preferred stock, representing approximately 3% of the shares committed in the second tranche, were sold for an aggregate purchase price of \$250.

As a result of the foregoing closings of a portion of the second tranche of the B-2 Preferred Stock Financing, in accordance with the anti-dilution rights in the Company's certificate of incorporation, the conversion prices of the Company's preferred stock (i) were adjusted to \$41.27 for Series A-1 preferred stock, \$12.95 for Series A-2 preferred stock, \$14.16 for Series A-3 preferred stock, \$13.36 for Series A-4 preferred stock, \$14.16 for Series A-5 preferred stock, \$16.19 for Series A-6 preferred stock, \$10.12 for Series B preferred stock, and \$11.74 for Series B-1 preferred stock and (ii) remained the same for Series B-2 preferred stock (\$14.16) and Series B-3 preferred stock (\$2.03), which correlate to approximate (in each case rounded to three decimals) exchange ratios of 1.200 to 1 for Series A-1 preferred stock, 1.209 to 1 for Series A-2 preferred stock, 1.229 to 1 for Series A-3 preferred stock, 1.200 to 1 for Series A-4 preferred stock, 1.257 to 1 for Series A-5 preferred stock, 1.250 to 1 for Series A-6 preferred stock, 1.200 to 1 for Series B preferred stock, 1.207 to 1 for Series B-1 preferred stock, 1 to 1 for Series B-2 preferred stock and 1 to 1 for Series B-3 preferred stock.

## Stockholders' Equity

12 Months Ended  
Dec. 31, 2022

### STOCKHOLDERS' DEFICIT

#### Stockholders' Equity

#### (13) Stockholders' Equity

##### (a) Common Stock

As of December 31, 2022 and 2021, the Company's authorized shares of common stock were 30,898,162 and 15,696,266, respectively. As of December 31, 2022, the Company had reserved the following shares of common stock for future issuance in connection with the conversion of shares of Preferred Stock, at the applicable conversion rates (see Note 12) and upon the exercise of certain options and warrants:

Preferred stock:	
Series A-1	152,188
Series A-2	675,638
Series A-3	712,198
Series A-4	148,834
Series A-5	868,487
Series A-6	953,163
Series B	8,059,581
Series B-1	1,936,284
Series B-2	706,243
	<u>14,212,616</u>
Warrants:	
Warrants to purchase Series A-5 preferred stock	5,010
Warrants to purchase Series A-6 preferred stock	6,179
Warrants to purchase Series B preferred stock	42,354
Warrants to purchase Series B-3 preferred stock	2,824,974
	<u>2,878,517</u>
Stock options:	
Stock options outstanding	1,671,075
Stock options available for future grant	432,413
	<u>2,103,488</u>
	<u>19,194,621</u>

##### (b) Stock Options

Under the 2009 Equity Incentive Plan As Amended (the "Plan"), the Company's board of directors may grant incentive stock options and/or nonstatutory stock options to employees, directors, and consultants of the Company and its affiliates within the meaning of Section 422 of the Internal Revenue Code of 1986, as amended. As of December 31, 2022 and 2021, there were in total 1,671,075 and 1,307,079, respectively, stock options issued and outstanding. The Plan was originally set to expire on July 28, 2019, the ten-year anniversary of its establishment, however, the ten-year life automatically renews each time the plan is amended to increase the authorized shares. The most recent amendment was on September 15, 2022, so the revised expiration date of the Plan is September 15, 2032.

Incentive stock options may be granted only to employees. Nonstatutory stock options may be granted to employees and nonemployees. On March 2, 2021, in conjunction with the Series B financing, our board of directors authorized an increase in the number of shares under the Plan to 1,235,926. On September 23, 2021, our board of directors authorized an increase in the number

of shares under the Plan to 1,606,704, and, on December 20, 2021, to 1,804,452. On July 13, 2022, our board of directors authorized an increase in the number of shares under the Plan to 2,101,075 and, on September 15, 2022, to 2,348,260. At December 31, 2022, options to purchase 432,413 shares of common stock were available for grant.

The plan is administered by our chief executive officer and chief financial officer, who act on the recommendation of managers of the Company to select the individuals to whom the awards will be granted and to determine the amount and vesting period for the grants. All grants are subject to approval by the board of directors.

Stock options are granted with an exercise price equal to the estimated fair value of the stock at the date of grant. The fair value is determined by a third-party valuation performed in accordance with IRS Section 409A. Options generally have a ten-year contractual term and typically have graded vesting over one to four years.

The following tables summarize activity for options issued to employees, consultants, and directors:

	Number of shares	Weighted average exercise price	Weighted average remaining contractual life
Options outstanding at January 1, 2021	735,803	\$ 1.22	8.2
Granted	700,170	1.62	—
Exercised	(71,647)	0.81	—
Forfeiture	(57,246)	2.43	—
Options outstanding at December 31, 2021	<u>1,307,080</u>	1.22	8.4
Granted	550,049	2.43	—
Exercised	(82,879)	0.81	—
Forfeiture	(103,174)	1.22	—
Options outstanding at December 31, 2022	<u><u>1,671,076</u></u>	1.62	8.2

We granted 177,973 and 55,305 options to members of the Board of Directors and other non-employees during the years ended December 31, 2022 and 2021, respectively.

The following table summarizes certain information about all options outstanding as of December 31, 2022.

Exercise Price	<u>Options outstanding</u>		<u>Options Exercisable</u>
	Number outstanding at December 31, 2022	Weighted average remaining contractual life	Number exercisable at December 31, 2022
\$0.41	540,863	8.00	380,641
\$1.22	211,405	5.20	211,134
\$1.62	4,100	1.10	4,100
\$2.03	7,415	4.60	7,415
\$2.43	900,291	9.20	203,651
\$2.84	1,413	2.80	1,413
\$3.65 – \$18.61	5,589	3.32	5,589
	<u><u>1,671,076</u></u>		<u><u>813,943</u></u>

The grant date per share fair value of options was determined using the Black-Scholes-Merton option valuation model, and was computed to be approximately \$0.81 and \$0.41 for grants in the years ended December 31, 2022 and 2021, respectively, using the following assumptions:

	2022	2021
Valuation assumptions:		
Expected dividend yield	— %	— %
Expected volatility	32 %	32 %
Expected term (years) <sup>(1)</sup>	5.6 – 6.2	5.0 – 6.1
Risk-free interest rate	2.76 %	1.14 %

- (1) Our historical exercise behavior for previous grants does not provide a reasonable estimate for future exercise activity for employees who have been awarded stock options in the past three years. Therefore, the average expected term was calculated using the simplified method, as defined by GAAP, for estimating the expected term.

Recognized compensation expense for employees and nonemployees in 2022 and 2021 was \$368 and \$109, respectively, which was predominately included in general and administrative expense in the accompanying consolidated statements of operations. As of December 31, 2022 and 2021, there was \$433 and \$24, respectively, of unrecognized compensation expense related to unvested share-based compensation arrangements granted under the equity incentive plan. The December 31, 2022, balance will be recognized over a weighted average period of 2.9 years.

## Net Loss per Share

**9 Months Ended  
Sep. 30, 2023**

**12 Months Ended  
Dec. 31, 2022**

### Earnings Per Share

#### [Abstract]

#### Net Loss per Share

#### (12) Net Loss per Share

Basic net loss attributable to common stockholders per share is computed by dividing the net loss attributable to common stockholders by the weighted-average number of common shares outstanding for the period. During periods where we might earn net income, we would allocate to participating securities a proportional share of net income determined by dividing total weighted-average participating securities by the sum of the total weighted-average common shares and participating securities (the “two-class method”). Our preferred stock participates in any dividends declared by us and are therefore considered to be participating securities. Participating securities have the effect of diluting both basic and diluted earnings per share during periods of income. During periods where we incurred net losses, we allocate no loss to participating securities because they have no contractual obligation to share in our losses. We computed diluted loss per common share after giving consideration to the dilutive effect of stock options and warrants that are outstanding during the period, except where such nonparticipating securities would be antidilutive. Because we have reported net losses for the nine-month periods ended September 30, 2023 and 2022, diluted net loss per common share is the same as basic net loss per common share for those periods.

The following potentially dilutive securities (in common stock equivalent shares) have been excluded from the computation of diluted weighted-average shares outstanding because such securities have an antidilutive impact due to losses reported:

	September 30,	
	2023	2022
Preferred stock	4,015,002	11,624,155
Preferred stock warrants	—	46,111
Common stock warrants	14,266,605	—

#### (14) Net Loss per Share

Basic net loss per share is computed by dividing the net loss attributable to common stockholders by the weighted-average number of common shares outstanding for the period. During periods where we might earn net income, we would allocate to participating securities a proportional share of net income determined by dividing total weighted-average participating securities by the sum of the total weighted-average common shares and participating securities (the “two-class method”). Our preferred stock, if any, participates in any dividends declared by us and are therefore considered to be participating securities. Participating securities have the effect of diluting both basic and diluted earnings per share during periods of income. During periods where we incurred net losses, we allocate no loss to participating securities because they have no contractual obligation to share in our losses. We computed diluted loss per common share after giving consideration to the dilutive effect of stock options and warrants that are outstanding during the period, except where such nonparticipating securities would be antidilutive. Because we have reported net losses for the years ended December 31, 2022 and 2021, diluted net loss per common share is the same as basic net loss per common share for those periods.

The following potentially dilutive securities (in common stock equivalent shares) have been excluded from the computation of diluted weighted-average shares outstanding because such securities have an antidilutive impact due to losses reported:

	December 31,	
	2022	2021
Preferred stock	12,330,395	11,376,970
Preferred stock warrants	2,878,519	46,111
Common stock warrants	—	1,446

Restricted stock units	184,018	—		
Options to purchase common stock	2,632,206	1,710,860	Options to purchase common stock	1,671,076
	<u>21,097,831</u>	<u>13,381,126</u>		<u>1,307,079</u>
				<u>16,879,990</u>
				<u>12,731,606</u>

As described in Note 9, the triggering of the anti-dilution feature resulting from the closing of the second tranche of the Initial Preferred Stock Financing decreased the conversion prices applicable to all outstanding shares for previously issued preferred stock. As a result, a deemed dividend to the preferred stockholders of \$2,981 was recorded as an increase in the net loss attributable to common stockholders reflected in our unaudited Condensed Consolidated Statements of Operations for the nine months ended September 30, 2023. The deemed dividend increased the net loss per common share by \$0.72 for the nine months ended September 30, 2023.

As described in Note 12, the triggering of the anti-dilution feature resulting from the B-2 Preferred Stock Financing decreased the conversion prices applicable to all outstanding shares for previously issued preferred stock. As a result, a deemed dividend to the preferred stockholders of \$2,829 was recorded as an increase in the net loss attributable to common shareholders reflected in our consolidated statement of operations for the year ended December 31, 2022. This deemed dividend increased the net loss per common share by \$9.14 for the year ended December 31, 2022.



## Leases

**12 Months Ended  
Dec. 31, 2022**

### [Leases](#) [Leases](#)

#### (15) Leases

We have four property leases in effect as of December 31, 2022, which we account for as operating leases:

- A lease for our principal administrative and production facility at West 91st Avenue, Westminster, Colorado, which expires in December 2022 with two options to extend the lease by five years each at the end of the current term.
- A lease for office space at 2275 Half Day Road, Bannockburn, Illinois, which expires in November 2024. This lease includes an option to extend the lease for three years at the end of the current term.
- A lease for office space at 1000 Chapel View Blvd, Cranston, Rhode Island, which expires in October 2024. This lease includes an option to extend the lease for two years at the end of the current term.
- A lease for laboratory and research space at 1 Hoppin Street, Providence, Rhode Island, which expires on February 1, 2024.

We also have four finance leases, three for copier equipment in our Westminster, Bannockburn and Cranston facilities, and one for laboratory space in Providence.

The components of right-of-use assets, short-term lease liabilities and long-term lease liabilities at December 31, 2022, is as follows:

	Operating Leases	Fin Le
Right-of-use assets	\$ 1,381	\$
Short-term lease liabilities	\$ 300	\$
Long-term lease liabilities	\$ 1,429	\$

#### (1) Net of accumulated depreciation, included in fixed assets

The components of lease expense for the year ended December 31, 2022, were as follows:

Operating lease expense	\$
Finance lease expense:	
Amortization of ROU assets	
Interest on lease liabilities	
Total finance lease expense	\$
Total lease expense	\$

Maturities of lease liabilities under noncancellable leases as of December 31, 2022, are as follows:

	Operating Leases	F
2023	\$ 429	\$
2024	378	
2025	205	
2026	213	
2027	219	
Thereafter	884	
Total undiscounted lease payments	2,328	
Less imputed interest	(600)	
Total lease liabilities	\$ 1,728	\$

In October 2022, we recorded \$38 in fixed assets for a finance lease for a copier in our Westminster facility, and \$6 and \$32 in current liabilities, respectively, for the related lease liabilities.

In December 2022, we recorded \$310 in fixed assets for a finance lease for analytical equipment in our laboratory facility in Providence, and liabilities and long-term liabilities, respectively, for the related lease liabilities.

As of December 31, 2022, the weighted average life of our operating and finance leases is eight and three years, respectively. The weighted average discount rate for both operating and finance leases is 8.1%, which is based on interest rates we paid for our most recent term loan and convertible notes.

Total lease expense for the years ended December 31, 2021, was \$385.

We record rent expense on a straight-line basis — the terms of all leases provide for increases in rental payments over time.

Future minimum lease payments for each of the five years ending December 31, 2021, were as follows:

2022	\$
------	----

2023

2024

2025

2026

Thereafter

\$

**Commitments and  
Contingencies**

**9 Months Ended  
Sep. 30, 2023**

**12 Months Ended  
Dec. 31, 2022**

**Commitments and  
Contingencies Disclosure**

**[Abstract]**

**COMMITMENTS AND  
CONTINGENCIES**

**(16) Commitments and Contingencies**

**(15) Commitments and Contingencies** *401(k) Plan*

From time to time, we may have certain contingent liabilities, including litigation, which arise in the ordinary course of its business activities. We accrue contingent liabilities when it is probable that future expenditures will be made and such expenditures can be reasonably estimated. In the opinion of management, there are no pending claims for which the outcome is expected to result in a material adverse effect on our consolidated financial position, results of operations, or cash flows.

Pursuant to the Amended and Restated Registration Rights Agreement, subject to certain requirements and customary conditions, the Company also grants piggyback registration rights and demand registration rights to the parties thereto, will pay certain expenses related to such registrations and will indemnify the parties thereto against certain liabilities related to such registrations. The Company's registration obligations under the Amended and Restated Registration Rights Agreement will terminate with respect to any party thereto on the date that such party no longer holds any Registrable Securities (as defined in the Amended and Restated Registration Rights Agreement). The Amended and Restated Registration Rights Agreement does not contain liquidated damages or other cash settlement provisions resulting from delays in registering the Company's securities.

We are not a party to any legal proceedings and we are not aware of any claims or actions pending or threatened against us. In the future, we might from time to time become involved in litigation relating to claims arising from our ordinary course of business.

The Company maintains a salary reduction savings plan under Section 401(k) of the Internal Revenue Code, which we administer for participating employees' contributions. All full-time employees are covered under the plan after meeting minimum service requirements. We paid matching contributions of \$431 and \$287 to the plan for the years ended December 31, 2022 and 2021, respectively. Our contributions were based on compensation at the rate of 3%, 3.5%, and 4% for an employee's contribution of up to 3%, between 3% and 4%, and between 4% and 5%, respectively, with the match-eligible contribution being limited to 4% of the employee's eligible compensation.

***Legal Matters***

From time to time, we may have certain contingent liabilities, including litigation, which arise in the ordinary course of its business activities. We accrue contingent liabilities when it is probable that future expenditures will be made and such expenditures can be reasonably estimated. In the opinion of management, there are no pending claims for which the outcome is expected to result in a material adverse effect on our consolidated financial position, results of operations, or cash flows.

In October 2017, an individual filed a suit against the Company in the District of Colorado asserting joint inventorship of six patents assigned to the Company. The individual sought to be added as a co-inventor and co-owner of the patents in question. In a series of rulings, the Court struck monetary damages and jury trial demand, limited the individual's expert testimony to one patent, and barred rebuttal testimony to defendant's expert or testimony related to prior art, severely limiting the scope of this case. Following a notice that we would be seeking sanctions against the plaintiff and his attorney, it was agreed that the plaintiff would dismiss his case with prejudice and no sanctions or attorney fees' request would be filed. A stipulated Dismissal Order was entered June 23, 2021.

In February 2021, TriSalus exercised its right to terminate, for cause, an agreement with a distributor, pursuant to which the distributor was acting as exclusive distributor of the TriNav Infusion System in

several Western states. We determined that the distributor had failed to perform many aspects of the contract resulting in poor sales. The distributor was put on notice in September of 2020 that performance must improve, or we would terminate the contract. Despite being allowed a 60-day cure period, the distributor's performance did not improve and in February 2021 we exercised our right to terminate. On March 11, 2021, the distributor filed a lawsuit against us in the Utah state court, asserting a claim for wrongful termination of the contract by us and several other related, common-law claims. The distributor sought monetary damages in an amount of \$750, plus attorneys' fees and other relief. On November 15, 2021, we agreed to settle the case for \$425, which was recorded as expense in general and administrative expense in the accompanying consolidated statements of operations. The settlement was paid in two installments of \$200 and \$225, on November 18, 2021, and January 3, 2022, respectively. The settlement amounted to the contractual fee if we were to terminate the contract.

Other than as described above, we are not a party to any legal proceedings and we are not aware of any claims or actions pending or threatened against us. In the future, we might from time to time become involved in litigation relating to claims arising from our ordinary course of business.

**Merger Agreement with  
MedTech Acquisition  
Corporation**

**12 Months Ended**

**Dec. 31, 2022**

**[Merger Agreement with  
MedTech Acquisition  
Corporation](#)**

**[Merger Agreement with  
MedTech Acquisition  
Corporation](#)**

**(17) Merger Agreement with MedTech Acquisition Corporation**

On November 11, 2022, we entered into a Business Combination Agreement with MedTech Acquisition Corporation, a Delaware corporation (“MTAC”), and MTAC Merger Sub, Inc., a Delaware corporation and wholly owned subsidiary of MTAC (“Merger Sub”). Pursuant to the Business Combination Agreement, Merger Sub will merge with and into TriSalus (the “Business Combination”), with TriSalus surviving as a wholly owned subsidiary of MTAC (the “Surviving Corporation”). Following completion of the combination, MTAC will be renamed “TriSalus Life Sciences, Inc.” The aggregate consideration payable to our stockholders is \$220,000, payable solely in shares of MTAC common stock.

Immediately prior to the effective time of the Business Combination, each outstanding warrant to purchase Series B-3 preferred stock must be exercised pursuant to the net-exercise provisions of the warrants, and then each issued and outstanding share of TriSalus’ Series A-1, Series A-2, Series A-3, Series A-4, Series A-5, Series A-6, Series B, Series B-1, Series B-2, and Series B-3 preferred stock, par value \$0.001 (collectively, the “TriSalus Preferred Stock”) will be converted into shares of TriSalus Common Stock at the then-applicable conversion rates. In addition, each remaining outstanding warrant to purchase shares of TriSalus Common Stock or TriSalus Preferred Stock (each, a “TriSalus Warrant”) that is in-the-money and would be exercised or otherwise exchanged in full in accordance with its terms by virtue of the occurrence of the Business Combination, will automatically be exercised for shares of TriSalus Common Stock. TriSalus Warrants that are out-of-the-money will be canceled for no consideration. Upon closing of the Business Combination, all shares of TriSalus Common Stock, including all shares of preferred stock converted as described above, will convert into shares of MTAC common stock at a conversion ratio equal to the \$220,000 consideration stipulated in the Business Combination Agreement divided by the total shares of TriSalus Common Stock outstanding.

At the effective time, each outstanding option to purchase shares of TriSalus Common Stock under TriSalus’ equity incentive plans (each, a “TriSalus Option”), whether or not then vested and exercisable, will be assumed and converted into an option to purchase shares of MTAC common stock under similar terms and conditions.

As of December 31, 2022, we have deferred \$2,719 of eligible expenses related to the registration and issuance of MTAC common stock in conjunction with the Business Combination. The deferral is recorded in other current assets in the accompanying consolidated balance sheet as of December 31, 2022.

**Summary of Significant  
Accounting Policies (Policies)**  
[Accounting Policies](#)  
[\[Abstract\]](#)  
[Basis of Presentation](#)

**9 Months Ended  
Sep. 30, 2023**

*Basis of Presentation*

The accompanying unaudited condensed consolidated financial statements should be read in conjunction with the audited financial statements for the year ended December 31, 2022, included in MTAC's Proxy Statement/Prospectus filed with the SEC on July 18, 2023. Certain information, including significant accounting policies, normally included in fiscal year financial statements prepared in accordance with accounting principles generally accepted in the U.S. ("GAAP") have been condensed or omitted. The Condensed Consolidated Balance Sheets as of December 31, 2022, were derived from the audited financial statements. We do not have any activity that would be reported on a Statement of Comprehensive Income.

[Cash and Cash Equivalents](#)

(a) *Cash, Cash Equivalents and Restricted Cash*

We consider all highly liquid investments with original maturities of three months or less at time of purchase to be cash equivalents. We invest excess cash primarily in money market funds. At September 30, 2023, we had \$8,617 invested in a money market fund, which is a Level 1 investment.

[Concentrations of Credit Risk  
and Other Risks and  
Uncertainties](#)

[Accounts Receivable and  
Customer Concentrations](#)

[Leases](#)

(f) *Leases*

We account for leases in accordance with Accounting Standards Codification ("ASC") Topic 842, *Leases*. We determine if an arrangement is or contains a lease at contract inception, and, if it does, the lease is recorded on the Condensed Consolidated Balance Sheets with right-of-use assets representing the Company's right to use an underlying asset for the lease term and lease liabilities representing our obligation to make lease payments. Lease ROU assets and liabilities are recognized at the lease commencement date based on the present value of lease payments over the lease term. ROU assets also include the effect of any lease payments made prior to or on lease commencement and excludes lease incentives and initial direct costs incurred, as applicable. As the implicit rate in our leases is typically unknown, we use our incremental borrowing rate based on the information available at the lease commencement date in determining the present value of future lease payments. When calculating our incremental borrowing rates, we consider our credit risk, the term of the lease, and total lease payments and adjust for the impacts of collateral as necessary. The lease terms may include options to extend or terminate the lease when it is reasonably certain that we will exercise that option. Lease expense is recognized on a straight-line basis over the lease term.

We have elected to not separate lease and non-lease components for any leases within our existing classes of assets and, as a result, account for any lease and non-lease components as a single lease component. We have also elected not to apply the recognition requirement for leases with a term of 12 months or less. We recognize an ROU asset and a lease liability at the lease commencement date.

For operating and finance leases, the lease liability is initially measured at the present value of the unpaid lease payments at the lease commencement date. The lease liability is subsequently measured at amortized cost using the effective-interest method.

The ROU asset is initially measured at cost, which comprises the initial amount of the lease liability adjusted for lease payments made at or before the lease commencement date, plus any initial direct costs incurred less any lease incentives received.

For operating leases, the ROU asset is subsequently measured throughout the lease term at the carrying amount of the lease liability, plus initial direct costs, plus (minus) any prepaid (accrued) lease payments, less the unamortized balance of lease incentives received. Lease expense for operating leases is recognized on a straight-line basis over the lease term.

For finance leases, the ROU asset is subsequently amortized using the straight-line method from the lease commencement date to the earlier of the end of its useful life or the end of the lease term unless the lease transfers ownership of the underlying asset to the Company or the Company has an option to exercise an option to purchase the underlying asset. In those cases, the ROU asset is amortized over the useful life of the underlying asset. Amortization of the ROU asset is recognized and presented separately from interest expense on the lease liability. Finance lease ROU assets are recognized on the Condensed Consolidated Balance Sheets, net in the Condensed Consolidated Balance Sheets.

[Inventory](#)

(c) *Inventory*

Inventory is carried at the lower of cost or net realizable value. The balance includes the cost of raw material, and finished goods — including direct labor and manufacturing overhead — and is recorded on the first-in-first-out method. Write-downs for excess and obsolete inventory are recorded when conditions giving rise to the write-downs are first recognized. Valuation reserves are recorded when, in our best judgment, we determine the carrying value of the affected inventory may be impaired or its cost exceeds its net realizable value.

[Use of Estimates](#)

(i) *Use of Estimates*

The preparation of the consolidated financial statements in conformity with GAAP requires us to make estimates and assumptions that affect the reported amounts of assets and liabilities and disclosure of contingent assets and liabilities at the date of the consolidated financial statements and the amounts of revenue and expenses during the reporting period. Actual results could differ significantly from those estimates. The most significant estimates relate to the valuation of earnout, warrant and tranche liabilities, and the valuation allowance on deferred tax assets.

[Property and Equipment](#)

(d) *Property and Equipment*

Property and equipment are recorded at cost. Repairs and maintenance costs are expensed as incurred. Depreciation is calculated using the straight-line method over the estimated useful lives of the assets, which range from 2 to 7 years. Leasehold improvements are amortized on a straight-line basis over the lesser of estimated useful lives or the lease term.

[Impairment and Disposal of  
Long-Lived Assets](#)

(e) *Impairment and Disposal of Long-Lived Assets*

We review long-lived assets and intangible assets (principally patents) for impairment whenever events or changes in circumstances indicate that the carrying amount of an asset may not be recoverable. Recoverability of assets to be held and used is generally measured by a comparison of the carrying amount of the asset to future net cash flows expected to be generated by the asset. If such assets are considered to be impaired, the impairment to be recognized is measured by the amount by which the carrying amounts of the assets exceed the estimated fair values of the assets. Assets to be disposed of are reported at the lower of carrying amount or fair value less cost to sell.

[Share-Based Compensation](#)

(k) *Share-Based Compensation*

We account for all employee and non-employee share-based compensation awards by recording expense based on the estimated fair value of the awards at the time of grant using the Black-Scholes-Merton option valuation model ("Black-Scholes"). The determination of fair value using the Black-Scholes-Merton pricing model is affected by the estimated fair value of the Company's stock, as well as assumptions regarding a number of variables including, but not limited to, the fair value of underlying stock at the grant date, expected volatility of the underlying stock over the term of the awards, projected employee stock option exercise behaviors, and risk-free interest rates. We have elected to use the Black-Scholes-Merton pricing model to estimate the fair value of our share-based compensation expense recognition, in accordance with ASC Topic 718, *Compensation—Stock Compensation*, and we account for forfeitures in the period in which they occur. The estimated fair value of options granted is recognized on a straight-line basis over the expected life for each separately vesting portion of the awards. The fair value of options granted to non-employees is periodically reevaluated and adjusted to current fair value.

[Segment Reporting](#)

(l) *Segment Reporting*

We have determined, in accordance with ASC Topic 280, *Segment Reporting*, that we operate under one operating segment, and therefore one reportable segment, TriSalus. Our Chief Executive Officer, who is the chief operating decision maker, reviews financial information on an aggregated basis for purposes of assessing performance and allocation resources. All of our long-lived assets, and all of our customers, are located in the United States.

[Revenue Recognition](#)

(m) *Revenue Recognition*

Our revenue is derived from the shipments of our PEDD infusion systems to our customers. Our customers are generally comprised of hospitals, clinics and physicians. Under ASC Topic 606, *Revenue Recognition*, we evaluate five steps to determine the appropriate timing and amount of revenue. The five steps are:

- (a) Identify the contract — We do not maintain long-term contracts with our customers. Typically, customers will submit a purchase order to us for delivery of a quantity of our products, which incorporate enforceable rights and obligations constituting the contract with the customer.
- (b) Identify the performance obligation — Our performance obligation is to deliver the ordered products in accordance with the terms of the purchase order, which constitutes a single performance obligation. We do not have any on-going service obligation after delivery.
- (c) Determine the transaction price — We maintain a single sales price for each of our products, which is generally fixed. We do not have a history of any significant refunds, allowances or other concessions provided to our customers from the agreed-upon sales price after delivery of the product.
- (d) Allocate the transaction price — We do not have multiple performance obligations to complete when we fulfill a purchase order, therefore, the transaction price is fully allocated to the units being sold.
- (e) Recognize revenue — We recognize revenue at the point-in-time when the units for a purchase order have been shipped and control of the units has transferred to the customer, as evidenced by the delivery terms on the shipping documents. Typically, we ship Ex Works, so we recognize revenue when the shipment leaves our premises. In a small number of cases, the purchase order specifies alternate shipping terms, usually DAP (delivery at place). In those cases, we defer revenue recognition until we are assured the units have been delivered and control has transferred to the customer.

[Research and Development](#)

[Advertising](#)

[Income Taxes](#)

[Warrant and Tranche Rights  
and Obligation Liabilities](#)

[Recent Accounting Standards](#)

*Recent Accounting Pronouncements*

In June 2016, the Financial Accounting Standards Board ("FASB") issued ASU 2016-13, *Financial Instruments - Credit Losses: Measurement of Credit Losses on Financial Instruments*. Current GAAP requires an "incurred loss" methodology for recognizing credit losses that delays is probable a loss has been incurred. ASU 2016-13 replaces the current incurred loss methodology for credit losses and removes the thresholds that companies apply to measure credit losses on financial statements measured at amortized cost, such as loans, receivables, and held-to-maturity with a methodology that reflects expected credit losses and requires consideration of a broader range of reasonable and supportable information to form credit loss estimates. The determination of the allowance for credit losses under the new standard would typically be based on evaluation factors, including, but not limited to, general economic conditions, payment status, historical collection patterns and loss experience, financial strength of the borrower, and nature, extent and value of the underlying collateral. For smaller reporting companies, ASU 2016-13 is effective for interim periods within those fiscal years beginning after December 15, 2022. It requires a cumulative effect adjustment to the balance sheet as of the beginning of the first reporting period in which the guidance is effective. We adopted ASU 2016-13 on January 1, 2023. The effect of the adoption had an immaterial impact on our condensed consolidated financial statements.

**Financial Instruments  
(Tables)**

[Fair Value Disclosures  
\[Abstract\]](#)  
[Schedule of changes in the  
level 3 fair value of warrant  
liabilities](#)

**9 Months Ended  
Sep. 30, 2023**

The following tables summarize the changes in fair value of our outstanding earnout liability in the nine months ended September 30, 2023. The warrant and earnout liability were not present in the nine months ended Septe

Level 3 Liabilities	Fair Value at December 31, 2022	Change in Unrealized (Gains) Losses	Issuances (Settlements)	Net Transfer In (Out) of Level 3
Contingent earnout liability	\$ —	\$ (19,904)	\$ 28,927	\$ —

The following tables summarize the changes in fair value of our outstanding warrant and tranche liabilities measured using Level 3 inputs in the nine months ended September 30, 2023 and 2022:

Level 3 Liabilities	Fair Value at December 31, 2021	Change in Unrealized (Gains) Losses	Issuances (Settlements)	Net Transfer In (Out) of Level 3
Warrant liability	\$ 391	\$ (19)	\$ —	\$ —

Level 3 Liabilities	Fair Value at December 31, 2022	Change in Unrealized (Gains) Losses	Issuances (Settlements)	Net Transfer In (Out) of Level 3
Warrant liability	\$ 369	\$ —	\$ (369)	\$ —
Series B-2 tranche liabilities	\$ 4,702	\$ (3,200)	\$ (1,502)	\$ —
Series B-3 Warrant liabilities	\$ 15,819	\$ (311)	\$ (15,508) <sup>(1)</sup>	\$ —

(1) This amount includes settlements of \$25,409, and final net exercise of \$4,800, transferred to convertible preferred stock, offset by issuances of \$14,701



**Cash, cash equivalents and restricted cash (Tables)**

**Cash, cash equivalents and restricted cash**

**Summary of cash, cash equivalents and restricted cash**

**9 Months Ended  
Sep. 30, 2023**

**12 Months Ended  
Dec. 31, 2022**

Cash, cash equivalents and restricted cash, as presented in the Condensed Consolidated Statements of Cash Flows, consisted of the following:

	September 30, 2023	December 31, 2022	December 31, 2022	December 31, 2021
Cash and cash equivalents	\$ 21,383	\$ 9,414	\$ 9,414	\$ 30,301
Restricted cash (included in Other assets)	250	250	250	—
<b>Total cash, cash equivalents and restricted cash shown in the Condensed Consolidated Statements of Cash Flows</b>	<b>\$ 21,633</b>	<b>\$ 9,664</b>	<b>\$ 9,664</b>	<b>\$ 30,301</b>

## Inventory (Tables)

**9 Months Ended  
Sep. 30, 2023**

**12 Months Ended  
Dec. 31, 2022**

[Inventory Disclosure \[Abstract\]](#)  
[Summary of components of  
inventory](#)

The components of inventory are summarized as follows:

	September 30, 2023	December 31, 2022
Raw materials	\$ 289	\$ 753
Finished goods	1,340	718
Inventory, net	<u>\$ 1,629</u>	<u>\$ 1,471</u>

	2022	2021
Raw materials	\$ 753	\$ 646
Finished goods	718	646
Inventory, net	<u>\$1,471</u>	<u>\$1,292</u>

## Long-Lived Assets (Tables)

**12 Months Ended  
Dec. 31, 2022**

### Long-Lived Assets

#### Summary of property and equipment

Property and equipment as of December 31 consists of the following:

	Useful Life (Years)	2022	2021
Machinery and equipment	5 – 7	\$ 2,795	\$ 2,031
Computers and software	2	602	672
Furniture	5	475	448
Leasehold improvements	5	772	783
Other property	7	12	12
		4,656	3,946
Less accumulated depreciation		(2,425)	(2,149)
		<u>\$ 2,231</u>	<u>\$ 1,797</u>

#### Summary of aggregate amortization expense for intangible assets subject to amortization

2023	65
2024	65
2025	65
2026	65
2027	65
Thereafter	477
	<u>\$802</u>

## Accrued Liabilities (Tables)

**9 Months Ended  
Sep. 30, 2023**

**12 Months Ended  
Dec. 31, 2022**

[Payables and Accruals \[Abstract\]](#)  
[Schedule of accrued liabilities](#)

Accrued Liabilities consists of the following:

	September 30, 2023	December 31, 2022
Accrued liabilities	\$ 3,404	\$ 2,905
Accrued bonus	2,706	2,896
Accrued vacation	475	329
Accrued payroll	15	247
Total accrued liabilities	<u>\$ 6,600</u>	<u>\$ 6,377</u>

	December 31,	
	2022	2021
Accrued liabilities	\$2,905	\$2,910
Accrued incentives	2,896	1,562
Accrued vacation	329	271
Accrued payroll	247	226
	<u>\$6,377</u>	<u>\$4,969</u>

## Income Taxes (Tables)

**12 Months Ended**  
**Dec. 31, 2022**

### [Income Tax Disclosure \[Abstract\]](#) [Schedule of income tax expenses \(benefits\) from continuing operations](#)

The income tax expenses (benefits) from continuing operations for the years ended December 31, 2022 and 2021, are summarized as follows:

	2022	2021
<b>Federal:</b>		
Current	\$ —	\$ —
Deferred	—	—
	—	—
<b>State:</b>		
Current	9	3
Deferred	—	—
	9	3
<b>Total</b>	<b>\$ 9</b>	<b>\$ 3</b>

### [Schedule of computation of federal statutory tax rates](#)

The provision for income taxes differs from income taxes computed at the federal statutory tax rates for the years ended December 31, 2022 and 2021, due to the following items:

	2022	2021
Statutory rate	21.0 %	21.0 %
State and local taxes	2.0	2.5
Change in valuation allowance	(19.0)	(20.0)
Other	1.0	(0.1)
Permanent differences	(5.0)	(3.4)
	<u>— %</u>	<u>— %</u>

### [Schedule of significant portions of deferred income tax assets and liabilities](#)

The income tax effects of temporary differences that give rise to significant portions of the deferred income tax assets and liabilities at December 31, 2022 and 2021, are presented below:

	2022	2021
<b>Deferred tax assets:</b>		
NOL carryforwards	\$ 30,421	\$ 27,002
Fixed assets and intangibles	2,371	2,306
Accruals	815	108
Inventory	76	229
Other	87	—
Capitalized R&D expenses	4,613	—
Stock-based compensation expense	76	63
<b>Total deferred income tax assets</b>	<b>38,459</b>	<b>29,708</b>
<b>Deferred tax liabilities:</b>		
Prepaid expenses	(101)	(78)
<b>Total deferred income tax assets and liabilities</b>	<b>38,358</b>	<b>29,630</b>
<b>Less: valuation allowance</b>	<b>(38,358)</b>	<b>(29,630)</b>
<b>Net deferred income tax assets and liabilities</b>	<b>\$ —</b>	<b>\$ —</b>

### [Summary of net operating loss carryforwards](#)

	December 31, 2022	
	Federal	State
NOLs expiring between 2029 and 2037	\$ 43,912	\$67,380
NOLs which do not expire	82,009	18,398
<b>Total NOLs</b>	<b>\$125,921</b>	<b>\$85,778</b>

## Debt (Tables)

**9 Months Ended  
Sep. 30, 2023**

**12 Months Ended  
Dec. 31, 2022**

**Debt**

[Schedule of warrant liabilities that are carried at fair value, the initial fair values recorded as debt discount at the time of issuance and amortized as additional interest expense](#)

Warrants outstanding at September 30, 2023, and December 31, 2022, are as follows:

	September 30, 2023	December 31, 2022
Public Warrants	8,333,272	—
Private Placement Warrants	5,933,333	—
Series B-3 Warrants	—	15,819,000
Total warrants	<u>14,266,605</u>	<u>15,819,000</u>

Warrants to purchase convertible preferred stock at September 30, 2023, and December 31, 2022, are as follows:

Series	September 30, 2023	December 31, 2022
Series A-5 preferred stock, \$17.81 exercise price	—	4,213
Series A-6 preferred stock, \$20.23 exercise price	—	5,190
Series B preferred stock, \$0.41 exercise price	—	36,707
Series B-3 preferred stock, \$2.03 exercise price	—	2,824,974
Total warrants	<u>—</u>	<u>2,871,084</u>

Issue Date	Equity Class	Quantity	Exercise Price	Initial Fair Value
08-26-2015	Series A-5 Preferred Stock	3,370	\$ 17.81	\$ 54
10-27-2016	Series A-5 Preferred Stock	842	\$ 17.81	\$ 10
06-30-2017	Series A-6 Preferred Stock	4,449	\$ 20.23	\$ 102
11-20-2018	Series A-6 Preferred Stock	741	\$ 20.23	\$ 12

The following table summarizes activity in warrants to purchase preferred stock in the nine months ended September 30, 2023. There was no activity in the nine months ended September 30, 2022.

Series	Balance at December 31, 2022	Exercises	Issuances	Retirements / Conversions	Balance at September 30, 2023
Series A-5	4,213	—	—	(4,213)	—
Series A-6	5,190	—	—	(5,190)	—
Series B	36,707	(11,123)	—	(25,584)	—
Series B-3	2,824,974	(4,771,642)	2,595,777	(649,109)	—

**Convertible Preferred Stock  
(Tables)**

**9 Months Ended  
Sep. 30, 2023**

**12 Months Ended  
Dec. 31, 2022**

**Convertible Preferred Stock  
Schedule of Class A common  
stock subject to possible  
redemption reflected in the  
balance sheets reconciled**

Convertible preferred stock at September 30, 2023, August 10, 2023, and December 31, 2022, is as follows:

Series	September 30, 2023	August 10, 2023	December 31, 2022
Series A-1 preferred stock, \$0.001 par value per share. Issued, and outstanding 0 and 131,797 shares at September 30, 2023, and December 31, 2022, respectively	\$ —	\$ 6,065	\$ 6,065
Series A-2 preferred stock, \$0.001 par value per share. Issued, and outstanding 0 and 576,126 shares at September 30, 2023, and December 31, 2022, respectively	—	8,976	8,976
Series A-3 preferred stock, \$0.001 par value per share. Issued, and outstanding 0 and 612,822 shares at September 30, 2023, and December 31, 2022, respectively	—	10,611	10,611
Series A-4 preferred stock, \$0.001 par value per share. Issued, and outstanding 0 and 127,787 shares at September 30, 2023, and December 31, 2022, respectively	—	1,993	1,993
Series A-5 preferred stock, \$0.001 par value per share. Issued and outstanding 0 shares at September 30, 2023; authorized 734,533, issued and outstanding 730,320 and December 31, 2022	—	12,858	12,858
Series A-6 preferred stock, \$0.001 par value per share. Issued and outstanding 0 shares at September 30, 2023; authorized 805,848, issued and outstanding 800,657 at December 31, 2022	—	15,476	15,476
Series B preferred stock, \$0.001 par value per share. Issued and outstanding 0 shares at September 30, 2023; authorized 7,021,678, issued and outstanding 6,984,971 at December 31, 2022, respectively	—	84,637	84,528
Series B-1 preferred stock, \$0.001 par value per share. Issued, and outstanding 0 shares at September 30, 2023, authorized, issued and outstanding 1,659,672 at and December 31, 2022	—	23,500	23,499
Series B-2 preferred stock, \$0.001 par value per share. Issued and outstanding 0 and 706,243 shares at September 30, 2023, and December 31, 2022, respectively	—	—	—
Series B-3 preferred stock, \$0.001 par value per share. Issued and outstanding 0 and 0 shares at September 30, 2023, and December 31, 2022, respectively	—	39,858	—
<b>Total convertible preferred stock</b>	<b>\$ —</b>	<b>\$203,974</b>	<b>\$ 164,006</b>

Convertible preferred stock, net of issuance costs, at December 31, 2022 and 2021, is as follows:

Series	December 31,	
	2022	2021
Series A-1 preferred stock, \$0.001 par value per share. Authorized, issued, and outstanding 131,797 shares at December 31, 2022 and 2021	\$ 6,065	\$ 6,065
Series A-2 preferred stock, \$0.001 par value per share. Authorized, issued, and outstanding 576,126 shares at December 31, 2022 and 2021	8,976	8,976
Series A-3 preferred stock, \$0.001 par value per share. Authorized, issued, and outstanding 612,822 shares at December 31, 2022 and 2021	10,611	10,611
Series A-4 preferred stock, \$0.001 par value per share. Authorized, issued, and outstanding 127,787 shares at December 31, 2022 and 2021	1,993	1,993
Series A-5 preferred stock, \$0.001 par value per share. Authorized 734,533 shares; issued and outstanding 730,320 shares at December 31, 2022 and 2021	12,858	12,858
Series A-6 preferred stock, \$0.001 par value per share. Authorized 805,848 shares; issued and outstanding 800,657 shares at December 31, 2022 and 2021	15,476	15,476
Series B preferred stock, \$0.001 par value per share. Authorized 7,021,678 shares; issued and outstanding 6,984,971 and 6,984,971 shares at December 31, 2022 and 2021, respectively	84,528	84,528
Series B-1 preferred stock, \$0.001 par value per share. Authorized 1,659,672 shares; issued and outstanding 1,659,672 and 1,412,487 shares at December 31, 2022 and 2021, respectively	23,499	20,000
Series B-2 preferred stock, \$0.001 par value per share. Authorized 1,765,609 shares; issued and outstanding 706,243 and 0 shares at December 31, 2022 and 2021, respectively	—	—
Series B-3 preferred stock, \$0.001 par value per share. Authorized 8,474,924 shares; issued and outstanding 0 at shares at December 31, 2022 and 2021	—	—
<b>Total convertible preferred stock</b>	<b>\$164,006</b>	<b>\$160,507</b>

The following table summarizes activity in convertible preferred stock in the nine months ended September 30, 2023, and 2022.

Series	Balance at December 31, 2022	Issuances	Retirements / Conversions	Balance at September 30, 2023
Series A-1	\$ 6,065	\$ —	\$ (6,065)	\$ —
Series A-2	8,976	—	(8,976)	—
Series A-3	10,611	—	(10,611)	—
Series A-4	1,993	—	(1,993)	—
Series A-5	12,858	—	(12,858)	—
Series A-6	15,476	—	(15,476)	—
Series B	84,528	109	(84,637)	—
Series B-1	23,499	1	(23,500)	—
Series B-2	—	—	—	—
Series B-3	—	39,858	(39,858)	—
Total convertible preferred stock	\$ 164,006	\$39,968	\$ (203,974)	\$ —

Series	Balance at December 31, 2021	Issuances	Balance at September 30, 2022
Series A-1	\$ 6,065	\$ —	\$ 6,065
Series A-2	8,976	—	8,976
Series A-3	10,611	—	10,611
Series A-4	1,993	—	1,993
Series A-5	12,858	—	12,858
Series A-6	15,476	—	15,476
Series B	84,528	—	84,528
Series B-1	20,000	3,499	23,499
Total convertible preferred stock	\$ 160,507	\$ 3,499	\$ 164,006

[Summary of activity in convertible preferred stock](#)

The following table summarizes activity in convertible preferred stock for the years ended December 31, 2022 and 2021.

Series	Balance at January 1, 2021	Issuances	Balance at December 31, 2021
Series A-1	\$ 6,065	\$ —	\$ 6,065
Series A-2	8,976	—	8,976
Series A-3	10,611	—	10,611
Series A-4	1,993	—	1,993
Series A-5	12,858	—	12,858
Series A-6	15,472	4	15,476
Series B	—	84,528	84,528
Series B-1	—	20,000	20,000
Total convertible preferred stock	\$ 55,975	\$104,532	\$ 160,507

Series	Balance at December 31, 2021	Issuances	Balance at December 31, 2022
Series A-1	\$ 6,065	\$ —	\$ 6,065
Series A-2	8,976	—	8,976
Series A-3	10,611	—	10,611
Series A-4	1,993	—	1,993
Series A-5	12,858	—	12,858
Series A-6	15,476	—	15,476
Series B	84,528	—	84,528
Series B-1	20,000	3,499	23,499
Series B-2	—	—	—
Total convertible preferred stock	\$ 160,507	\$ 3,499	\$ 164,006

[Summary of aggregate liquidation preference of convertible preferred stock](#)

Liquidation Preference	Series	Shares	Price	Aggregate Liquidation Preference
1	Series B-3 preferred stock	—	\$ 2.030	\$ —
1	Series B-2 preferred stock	706,243	14.160	10,000
2	Series B-1 preferred stock	1,659,672	14.160	23,500
2	Series B preferred stock	6,984,971	12.140	84,774
3	Series A-6 preferred stock	800,657	20.230	16,196
4	Series A-5 preferred stock	730,320	17.810	13,000
4	Series A-4 preferred stock	127,787	16.030	2,047
5	Series A-3 preferred stock	612,822	17.400	10,661
6	Series A-2 preferred stock	576,126	15.660	9,020
7	Series A-1 preferred stock	131,797	49.520	6,526
	Total liquidation preference			\$175,724



**Stockholders' Equity  
(Tables)**

**12 Months Ended  
Dec. 31, 2022**

**STOCKHOLDERS' DEFICIT**

Schedule of common stock reserved for future issuance in connection with the conversion of shares of Preferred Stock and upon the exercise of certain options and warrants

Preferred stock:	
Series A-1	152,188
Series A-2	675,638
Series A-3	712,198
Series A-4	148,834
Series A-5	868,487
Series A-6	953,163
Series B	8,059,581
Series B-1	1,936,284
Series B-2	706,243
	<u>14,212,616</u>
Warrants:	
Warrants to purchase Series A-5 preferred stock	5,010
Warrants to purchase Series A-6 preferred stock	6,179
Warrants to purchase Series B preferred stock	42,354
Warrants to purchase Series B-3 preferred stock	2,824,974
	<u>2,878,517</u>
Stock options:	
Stock options outstanding	1,671,075
Stock options available for future grant	432,413
	<u>2,103,488</u>
	<u>19,194,621</u>

Summary of activity for options issued to employees, consultants, and directors

	Number of shares	Weighted average exercise price	Weighted average remaining contractual life
Options outstanding at January 1, 2021	735,803	\$ 1.22	8.2
Granted	700,170	1.62	—
Exercised	(71,647)	0.81	—
Forfeiture	(57,246)	2.43	—
Options outstanding at December 31, 2021	<u>1,307,080</u>	1.22	8.4
Granted	550,049	2.43	—
Exercised	(82,879)	0.81	—
Forfeiture	(103,174)	1.22	—
Options outstanding at December 31, 2022	<u>1,671,076</u>	1.62	8.2

Summary of information about all options outstanding and exercisable

Exercise Price	Options outstanding		Options Exercisable
	Number outstanding at December 31, 2022	Weighted average remaining contractual life	Number exercisable at December 31, 2022
\$0.41	540,863	8.00	380,641
\$1.22	211,405	5.20	211,134

\$1.62	4,100	1.10	4,100
\$2.03	7,415	4.60	7,415
\$2.43	900,291	9.20	203,651
\$2.84	1,413	2.80	1,413
\$3.65 – \$18.61	5,589	3.32	5,589
	<u>1,671,076</u>		<u>813,943</u>

[Schedule of valuation assumptions](#)

	<u>2022</u>	<u>2021</u>
Valuation assumptions:		
Expected dividend yield	— %	— %
Expected volatility	32 %	32 %
Expected term (years) <sup>(1)</sup>	5.6 – 6.2	5.0 – 6.1
Risk-free interest rate	2.76 %	1.14 %

- (1) Our historical exercise behavior for previous grants does not provide a reasonable estimate for future exercise activity for employees who have been awarded stock options in the past three years. Therefore, the average expected term was calculated using the simplified method, as defined by GAAP, for estimating the expected term.

## Net Loss per Share (Tables)

[Earnings Per Share \[Abstract\]](#)  
[Schedule of potentially dilutive securities \(in common stock equivalent shares\) have been excluded from the computation of diluted weighted-average shares outstanding](#)

## 9 Months Ended Sep. 30, 2023

The following potentially dilutive securities (in common stock equivalent shares) have been excluded from the computation of diluted weighted-average shares outstanding because such securities have an antidilutive impact due to losses reported:

	September 30,	
	2023	2022
Preferred stock	4,015,002	11,624,155
Preferred stock warrants	—	46,111
Common stock warrants	14,266,605	—
Restricted stock units	184,018	—
Options to purchase common stock	2,632,206	1,710,860
	<u>21,097,831</u>	<u>13,381,126</u>

## 12 Months Ended Dec. 31, 2022

	December 31,	
	2022	2021
Preferred stock	12,330,395	11,376,970
Preferred stock warrants	2,878,519	46,111
Common stock warrants	—	1,446
Options to purchase common stock	1,671,076	1,307,079
	<u>16,879,990</u>	<u>12,731,606</u>

## Leases (Tables)

**12 Months Ended  
Dec. 31, 2022**

### [Leases](#)

#### [Schedule of components of right-of-use assets, short-term lease liabilities and long-term lease liabilities](#)

The components of right-of-use assets, short-term lease liabilities and long-term lease liabilities at December 31, 2022, is as follows:

	<b>Operating Leases</b>	<b>Finance Leases</b>
Right-of-use assets	\$ 1,381	\$ 349 <sup>(1)</sup>
Short-term lease liabilities	\$ 300	\$ 70
Long-term lease liabilities	\$ 1,429	\$ 164

(1) Net of accumulated depreciation, included in fixed assets

#### [Schedule of components of lease expense](#)

The components of lease expense for the year ended December 31, 2022, were as follows:

Operating lease expense	\$ 443
Finance lease expense:	
Amortization of ROU assets	16
Interest on lease liabilities	4
Total finance lease expense	<u>20</u>
Total lease expense	<u>\$ 463</u>

Maturities of lease liabilities under noncancellable leases as of December 31, 2022, are as follows:

	<b>Operating Leases</b>	<b>Finance Leases</b>
2023	\$ 429	\$ 87
2024	378	87
2025	205	77
2026	213	9
2027	219	7
Thereafter	884	—
Total undiscounted lease payments	<u>2,328</u>	<u>267</u>
Less imputed interest	(600)	(33)
Total lease liabilities	<u>\$ 1,728</u>	<u>\$ 234</u>

Future minimum lease payments for each of the five years ending December 31, 2021, were as follows:

2022	\$ 188
2023	194
2024	199
2025	205
2026	213
Thereafter	<u>1,102</u>
	<u>\$2,101</u>

#### [Schedule of maturities of lease liabilities under noncancellable leases](#)

#### [Schedule of future minimum lease payments](#)

Nature of Business (Details) - USD (\$) \$ in Thousands	9 Months Ended		12 Months Ended		168 Months Ended
	Sep. 30, 2023	Sep. 30, 2022	Dec. 31, 2022	Dec. 31, 2021	Dec. 31, 2022
<b><u>Nature of Business</u></b>					
<u>Proceeds from issuance of preferred stock</u>	\$ 9,189	\$ 3,499	\$ 13,499	\$ 51,900	\$ 113,796
<u>Proceeds from issuance of common stock</u>					458
<u>Proceeds from issuance of convertible notes and warrants</u>				45	57,466
<u>Cumulative net losses</u>					186,358
<u>Proceeds from issuance of exercise of stock option</u>	94	\$ 73	94		
<u>Cash, cash equivalents and restricted cash</u>			9,664		9,664
<u>Accumulated deficit</u>	\$ 212,867		\$ 186,358	\$ 136,342	\$ 186,358

Summary of Significant Accounting Policies (Details) \$ in Thousands	Jan. 01, 2022 USD (\$)	12 Months Ended		Sep. 30, 2023 USD (\$)
		Dec. 31, 2022 USD (\$) customer	Dec. 31, 2021 USD (\$) customer	
<b><u>Summary of Significant Accounting Policies</u></b>				
<u>Milestone payment to Dynavax</u>		\$ 1,000	\$ 1,000	
<u>Advertising expense</u>		\$ 2,201	1,400	
<u>Percentage of shares outstanding</u>		99.20%		
<u>Increase in assets</u>	\$ 1,512			
<u>Net of accrued rent</u>	320			
<u>Current liabilities</u>	236	\$ 32,357	\$ 6,373	\$ 9,305
<u>Long-term liabilities</u>	\$ 1,596			
<u>Accounts Receivable   Customer Concentration Risk   Customer one</u>				
<b><u>Summary of Significant Accounting Policies</u></b>				
<u>Number of customer   customer</u>		1	1	
<u>Concentration risk, percentage</u>		19.00%	34.00%	
<u>Revenue   Customer Concentration Risk   Customer one</u>				
<b><u>Summary of Significant Accounting Policies</u></b>				
<u>Number of customer   customer</u>		1	1	
<u>Concentration risk, percentage</u>		20.00%	25.00%	

**Financial Instruments  
(Details) - USD (\$)  
\$ in Thousands**

	<b>Dec. 31, 2022</b>	<b>Oct. 31, 2022</b>	<b>Dec. 31, 2021</b>
<b><u>FAIR VALUE MEASUREMENTS</u></b>			
<u>Transfers between levels</u>	\$ 0		\$ 0
<u>Series B-2 preferred stock</u>			
<b><u>FAIR VALUE MEASUREMENTS</u></b>			
<u>Percentage of then outstanding shares on an as-converted to common stock basis, offered</u>		99.20%	
<u>Warrant liabilities</u>			
<b><u>FAIR VALUE MEASUREMENTS</u></b>			
<u>Liabilities</u>	15,819	\$ 11,966	
<u>Tranche rights and obligations associated with the second tranche</u>			
<b><u>FAIR VALUE MEASUREMENTS</u></b>			
<u>Liabilities</u>	2,250	3,109	
<u>Tranche rights and obligations associated with the third tranche</u>			
<b><u>FAIR VALUE MEASUREMENTS</u></b>			
<u>Liabilities</u>	2,452	\$ 3,238	
<u>Carrying amount   Warrant liabilities</u>			
<b><u>FAIR VALUE MEASUREMENTS</u></b>			
<u>Liabilities</u>	16,188		391
<u>Carrying amount   Tranche liabilities</u>			
<b><u>FAIR VALUE MEASUREMENTS</u></b>			
<u>Liabilities</u>	\$ 4,702		\$ 0

**Financial Instruments -  
Changes in fair value of  
outstanding warrant and  
tranche liabilities (Details) -  
USD (\$)  
\$ in Thousands**

**12 Months Ended**  
**Dec. 31,      Dec. 31,**  
**2022            2021**

Warrant liabilities

**Fair Value, liabilities measured on recurring basis, unobservable input reconciliation**

<u>Beginning balance</u>	\$ 391	\$ 3,399
<u>Change in Unrealized (Gains) Losses</u>	(22)	379
<u>Issuances (Settlements)</u>		(3,387)
<u>Ending balance</u>	369	391
<u>Issuances</u>		3,397
<u>Settlements</u>		10

Put option liability

**Fair Value, liabilities measured on recurring basis, unobservable input reconciliation**

<u>Beginning balance</u>		5,140
<u>Change in Unrealized (Gains) Losses</u>		70
<u>Issuances (Settlements)</u>		\$ (5,210)

Series B-2 tranche liabilities

**Fair Value, liabilities measured on recurring basis, unobservable input reconciliation**

<u>Beginning balance</u>		
<u>Change in Unrealized (Gains) Losses</u>	(1,645)	
<u>Issuances (Settlements)</u>	6,347	
<u>Ending balance</u>	4,702	

Series B-3 warrant liabilities

**Fair Value, liabilities measured on recurring basis, unobservable input reconciliation**

<u>Beginning balance</u>		
<u>Change in Unrealized (Gains) Losses</u>	3,853	
<u>Issuances (Settlements)</u>	11,966	
<u>Ending balance</u>	\$ 15,819	



<b>Cash, cash equivalents and restricted cash (Details) - USD (\$) \$ in Thousands</b>	<b>Sep. 30, 2023</b>	<b>Dec. 31, 2022</b>	<b>Sep. 30, 2022</b>	<b>Dec. 31, 2021</b>	<b>Dec. 31, 2020</b>
<b><u>Cash, cash equivalents and restricted cash</u></b>					
<u>Cash and cash equivalents</u>	\$ 21,383	\$ 9,414		\$ 30,301	
<u>Restricted cash (included in Other assets)</u>		250			
<u>Total cash, cash equivalents and restricted cash shown in the Condensed Consolidated Statements of Cash Flows</u>	\$ 21,633	\$ 9,664	\$ 12,338	\$ 30,301	\$ 4,488
<u>Restricted Cash and Cash Equivalents, Noncurrent, Statement of Financial Position [Extensible Enumeration]</u>		Other Assets, Noncurrent		Other Assets, Noncurrent	

**Inventory (Details) - USD (\$)**  
**\$ in Thousands**      **Sep. 30, 2023**    **Dec. 31, 2022**    **Dec. 31, 2021**

**Components of inventory**

<u>Raw materials</u>	\$ 289	\$ 753	\$ 646
<u>Finished goods</u>	1,340	718	646
<u>Inventory, net</u>	\$ 1,629	1,471	1,292
<u>Reserve for excess inventory</u>		\$ 43	\$ 97

**Long-Lived Assets -  
Property and Equipment,  
tabular (Details) - USD (\$)  
\$ in Thousands**

**Sep. 30, 2023 Dec. 31, 2022 Dec. 31, 2021**

<b><u>Property and equipment, net</u></b>			
<u>Property and equipment, gross</u>		\$ 4,656	\$ 3,946
<u>Less accumulated depreciation</u>		(2,425)	(2,149)
<u>Property and equipment, net</u>	\$ 1,897	2,231	1,797
<u>Minimum</u>			
<b><u>Property and equipment, net</u></b>			
<u>Useful Life (Years)</u>	2 years		
<u>Maximum</u>			
<b><u>Property and equipment, net</u></b>			
<u>Useful Life (Years)</u>	7 years		
<u>Machinery and equipment</u>			
<b><u>Property and equipment, net</u></b>			
<u>Property and equipment, gross</u>		\$ 2,795	2,031
<u>Machinery and equipment   Minimum</u>			
<b><u>Property and equipment, net</u></b>			
<u>Useful Life (Years)</u>		5 years	
<u>Machinery and equipment   Maximum</u>			
<b><u>Property and equipment, net</u></b>			
<u>Useful Life (Years)</u>		7 years	
<u>Computers and software</u>			
<b><u>Property and equipment, net</u></b>			
<u>Useful Life (Years)</u>		2 years	
<u>Property and equipment, gross</u>		\$ 602	672
<u>Furniture</u>			
<b><u>Property and equipment, net</u></b>			
<u>Useful Life (Years)</u>		5 years	
<u>Property and equipment, gross</u>		\$ 475	448
<u>Leasehold improvements</u>			
<b><u>Property and equipment, net</u></b>			
<u>Useful Life (Years)</u>		5 years	
<u>Property and equipment, gross</u>		\$ 772	783
<u>Other property</u>			
<b><u>Property and equipment, net</u></b>			
<u>Useful Life (Years)</u>		7 years	
<u>Property and equipment, gross</u>		\$ 12	\$ 12

**Long-Lived Assets -  
Property and Equipment,  
narrative (Details) - USD (\$)  
\$ in Thousands**

	<b>9 Months Ended</b>		<b>12 Months Ended</b>	
	<b>Sep. 30, 2023</b>	<b>Sep. 30, 2022</b>	<b>Dec. 31, 2022</b>	<b>Dec. 31, 2021</b>

**Long-Lived Assets**

Depreciation expense for property and equipment

\$ 276      \$ 361

Loss on disposal of fixed assets

	\$ 60	\$ 50	\$ 310	\$ (4)
--	-------	-------	--------	--------

**Long-Lived Assets -  
Intangible Assets (Details) -  
USD (\$)  
\$ in Thousands**

**12 Months Ended  
Dec. 31, 2022 Dec. 31, 2021**

**Long-Lived Assets**

Estimated life of the patents

20 years

Amortization expense related to intellectual property

\$ 122

\$ 103

**Long-Lived Assets -  
Intangible Assets,  
amortization expense  
(Details) - USD (\$)  
\$ in Thousands**

**Sep. 30, 2023 Dec. 31, 2022**

<u>Aggregate amortization expense for intangible assets</u>		
<u>2023</u>		\$ 65
<u>2024</u>		65
<u>2025</u>		65
<u>2026</u>		65
<u>2027</u>		65
<u>Thereafter</u>		477
<u>Aggregate amortization expense</u>	\$ 997	\$ 802

**Accrued Liabilities (Details)****- USD (\$)****Sep. 30, 2023 Dec. 31, 2022 Dec. 31, 2021****\$ in Thousands****Payables and Accruals [Abstract]**

<u>Accrued liabilities</u>	\$ 3,404	\$ 2,905	\$ 2,910
<u>Accrued incentives</u>		2,896	1,562
<u>Accrued vacation</u>	475	329	271
<u>Accrued payroll</u>		247	226
<u>Total accrued liabilities</u>	\$ 6,600	\$ 6,377	\$ 4,969

**Income Taxes - Summary of income tax expenses (benefits) from continuing operations (Details) - USD (\$)**

**\$ in Thousands**

	<b>9 Months Ended</b>		<b>12 Months Ended</b>	
	<b>Sep. 30, 2023</b>	<b>Sep. 30, 2022</b>	<b>Dec. 31, 2022</b>	<b>Dec. 31, 2021</b>

**State:**

<u>Current</u>			\$ 9	\$ 3
<u>Total State</u>			9	3
<u>Income tax provision</u>	\$ 8	\$ 3	\$ 9	\$ 3



**Income Taxes - Provision for federal income tax statutory rate (Details)**

	<b>9 Months Ended</b>	<b>12 Months Ended</b>
	<b>Sep. 30, 2023</b>	<b>Dec. 31, 2022 Dec. 31, 2021</b>

**Income Tax Disclosure [Abstract]**

<u>Statutory tax rate</u>	21.00%	21.00%
<u>State and local taxes</u>	2.00%	2.50%
<u>Change in valuation allowance</u>	(19.00%)	(20.00%)
<u>Other</u>	1.00%	(0.10%)
<u>Permanent differences</u>	(5.00%)	(3.40%)
<u>Effective income tax rate</u>	0.00%	

**Income Taxes - Significant  
portions of deferred income  
tax assets and liabilities  
(Details) - USD (\$)  
\$ in Thousands**

**Dec. 31, 2022 Dec. 31, 2021**

**Deferred tax assets:**

<u>NOL carryforwards</u>	\$ 30,421	\$ 27,002
<u>Fixed assets and intangibles</u>	2,371	2,306
<u>Accruals</u>	815	108
<u>Inventory</u>	76	229
<u>Other</u>	87	
<u>Capitalized R&amp;D expenses</u>	4,613	
<u>Stock-based compensation expense</u>	76	63
<u>Total deferred tax assets</u>	38,459	29,708

**Deferred tax liabilities:**

<u>Prepaid expenses</u>	(101)	(78)
<u>Total deferred income tax assets and liabilities</u>	38,358	29,630
<u>Less: valuation allowance</u>	\$ (38,358)	\$ (29,630)

**Income Taxes - Net  
operating loss carryforwards  
(Details) - USD (\$)  
\$ in Thousands**

**Dec. 31, 2022 Dec. 31, 2021**

**Income Taxes**

Total NOLs \$ 30,421 \$ 27,002

Federal

**Income Taxes**

NOLs expiring between 2029 and 2037 43,912

NOLs which do not expire 82,009

Total NOLs 125,921

State

**Income Taxes**

NOLs expiring between 2029 and 2037 67,380

NOLs which do not expire 18,398

Total NOLs \$ 85,778

**Income Taxes - Additional  
Information (Details) - USD**

**12 Months Ended**

**(\$)**

**Dec. 31, 2022 Dec. 31, 2021**

**\$ in Thousands**

**Income Tax Disclosure [Abstract]**

<u>Change in deferred tax assets valuation amount</u>	\$ 8,728	\$ 5,779
<u>Unrecognized tax benefits</u>	\$ 0	\$ 0
<u>Deferred tax assets change in valuation percentage</u>	100.00%	

Dynavax Purchase (Details) - Dynavax purchase agreement \$ in Thousands	1 Months Ended				12 Months Ended	
	Jun. 30, 2022 USD (\$)	Sep. 30, 2021 USD (\$)	Dec. 31, 2020 USD (\$)	Jul. 31, 2020 USD (\$)	Dec. 31, 2022 USD (\$) item	Dec. 31, 2021 USD (\$)
<b><u>Dynavax purchase agreement</u></b>						
<u>Upfront payment amount</u>				\$ 9,000		
<u>Payment of upfront amount</u>			\$ 4,000	\$ 5,000		
<u>Minimum milestone payment amount</u>					\$ 1,000	
<u>Maximum milestone payment amount</u>					10,000	
<u>Maximum development milestone payments</u>					\$ 170,000	
<u>Milestone payments made</u>	\$ 1,000	\$ 1,000				
<u>Number of commercial milestone to be made   item</u>					4	
<u>Maximum commercial milestone payments</u>					\$ 80,000	
<u>First and second development milestone payments in R&amp;D</u>					1,000	\$ 1,000
<u>Upon first commercial sale of product</u>						
<b><u>Dynavax purchase agreement</u></b>						
<u>Commercial milestone payment amount</u>					10,000	
<u>Upon first occurrence of annual net sales of \$250000</u>						
<b><u>Dynavax purchase agreement</u></b>						
<u>Commercial milestone payment amount</u>					20,000	
<u>Annual net sales</u>					250,000	
<u>Upon first occurrence of annual net sales of \$500000</u>						
<b><u>Dynavax purchase agreement</u></b>						
<u>Commercial milestone payment amount</u>					20,000	
<u>Annual net sales</u>					500,000	
<u>Upon first occurrence of annual net sales of \$1000000</u>						
<b><u>Dynavax purchase agreement</u></b>						
<u>Commercial milestone payment amount</u>					30,000	
<u>Annual net sales</u>					1,000,000	
<u>Aggregate annual net sales less than or equal to \$1,000,000</u>						
<b><u>Dynavax purchase agreement</u></b>						
<u>Annual net sales</u>					\$ 1,000,000	
<u>Annual royalty rate</u>					10.00%	
<u>Aggregate annual net sales greater than \$1,000,000</u>						
<b><u>Dynavax purchase agreement</u></b>						

Annual royalty rate

12.00%

**Debt - PPP Loan (Details) -** **1 Months Ended**  
**PPP - Other income and**  
**expense, net - USD (\$)** **Apr. 19, 2021** **Apr. 30, 2020**  
**\$ in Thousands**

**Debt**

Loan received

\$ 828

Loan forgiveness

\$ 828

**Debt - Term Loan (Details) -  
USD (\$)  
\$ / shares in Units, \$ in  
Thousands**

**1 Months Ended**

**Nov. 30, 2021 Aug. 10, 2023 Dec. 31, 2022**

**Debt**

Public warrants, term 10 years

Exercise price of warrants (in dollars per share) \$ 11.50

Warrants issued on 08262015 | Series A-5 Preferred Stock

**Debt**

Quantity 3,370

Exercise price of warrants (in dollars per share) \$ 17.81

Initial Fair Value \$ 54

Warrants issued on 10272016 | Series A-5 Preferred Stock

**Debt**

Quantity 842

Exercise price of warrants (in dollars per share) \$ 17.81

Initial Fair Value \$ 10

Warrants issued on 06302017 | Series A-6 Preferred Stock

**Debt**

Quantity 4,449

Exercise price of warrants (in dollars per share) \$ 20.23

Initial Fair Value \$ 102

Warrants issued on 11202018 | Series A-6 Preferred Stock

**Debt**

Quantity 741

Exercise price of warrants (in dollars per share) \$ 20.23

Initial Fair Value \$ 12

Term loan and supplemental term loan

**Debt**

Final payment \$ 1,348



Convertible Notes (Details) - USD (\$) \$ / shares in Units, \$ in Thousands	1 Months Ended		2	3	5	8	9 Months Ended		10	12 Months Ended			168				
	Mar. 31, 2021	Jan. 31, 2021	Mar. 31, 2020	Months Ended Sep. 30, 2018	Months Ended Sep. 30, 2023	Months Ended Sep. 30, 2019	Months Ended Oct. 31, 2020	Sep. 30, 2023	Dec. 31, 2020	Months Ended Dec. 31, 2020	Dec. 31, 2022	Dec. 31, 2021	Dec. 31, 2020	Months Ended Dec. 31, 2022	Aug. 10, 2023	Dec. 31, 2019	Dec. 31, 2018
<b>Debt</b>																	
<a href="#">Net proceeds from issuance of convertible notes</a>												\$ 45		\$ 57,466			
<a href="#">Exercise price of warrants (in dollars per share)</a>																\$ 11.50	
<a href="#">Initial value of warrant liability</a>											\$ 3,887						
<a href="#">Warrants issued</a>												10	\$ 3,877				
<a href="#">Modification of convertible debt to remove conversion discount</a>											5,210	5,210					
<a href="#">Notional amount</a>	\$ 44,692																
<a href="#">Accumulated interest</a>	4,426			\$ 4				\$ 13			\$ 1	1,761					
<a href="#">Loss on conversion of convertible notes</a>	\$ 3,416											(3,416)					
<a href="#">Put option</a>																	
<b>Debt</b>																	
<a href="#">Convertible notes</a>									\$ 1,446	\$ 1,446			\$ 1,446			\$	\$ 2,382,794
<b>Additional Paid-in Capital</b>																	
<b>Debt</b>																	
<a href="#">Modification of convertible debt to remove conversion discount</a>													\$ 5,210				
<b>Series A-6 Preferred Stock</b>																	
<b>Debt</b>																	
<a href="#">Conversion price</a>												\$ 0.25		\$ 0.25			
<a href="#">Series A-6 Preferred Stock   Embedded derivative</a>																	
<b>Debt</b>																	
<a href="#">Conversion price</a>												\$ 0.50		\$ 0.50			
<a href="#">Series B preferred stock</a>																	
<b>Debt</b>																	
<a href="#">Conversion price</a>	\$ 0.30																
<a href="#">Conversion of shares</a>	4,047,069																
<a href="#">Convertible Notes</a>																	
<b>Debt</b>																	
<a href="#">Net proceeds from issuance of convertible notes</a>	\$ 45		\$ 5,000	\$ 15,000	\$ 9,102				\$ 15,545								
<a href="#">Interest rate</a>											8.00%	8.00%		8.00%			
<a href="#">Conversion price</a>											\$ 0.50			\$ 0.50			
<a href="#">Threshold percentage of price per share paid by the cash purchasers</a>												85.00%					
<a href="#">Minimum proceeds to be considered as qualified financing</a>													\$ 5,000				
<a href="#">Percentage of probability of occurrence of qualified financing</a>														90.00%			
<a href="#">Percentage of probability of convertible notes converting at maturity</a>														10.00%			
<a href="#">Accrued interest</a>													\$ 303				
<a href="#">Conversion discount percentage</a>			15.00%	15.00%						15.00%							
<a href="#">Percentage of discount modification</a>	15.00%																
<a href="#">Interest expense</a>													\$ 1,773				

Convertible Notes | Series A-6  
Preferred Stock

**Debt**

Warrants to purchase Series  
B-3 preferred stock (in shares)  
Exercise price of warrants (in  
dollars per share)

385,361 385,361

385,361 385,361

385,361

\$ 0.01 \$ 0.01

\$ 0.01 \$ 0.01

\$ 0.01

<b>Convertible Preferred Stock (Details) - USD (\$) \$ / shares in Units, \$ in Thousands</b>	<b>Aug. 10, 2023</b>	<b>Dec. 31, 2022</b>	<b>Sep. 30, 2022</b>	<b>Dec. 31, 2021</b>	<b>Dec. 31, 2020</b>
<b><u>Convertible Preferred Stock</u></b>					
<u>Convertible preferred stock, authorized</u>		21,910,800			
<u>Class A common stock subject to possible redemption, 1,144,794 shares at \$10.52 and \$10.14 per share redemption value as of June 30, 2023 and December 31, 2022, respectively</u>	\$ 203,974	\$ 164,006	\$ 164,006	\$ 160,507	\$ 55,975
<u>Series A-1 preferred stock</u>					
<b><u>Convertible Preferred Stock</u></b>					
<u>Convertible preferred stock, par value per share (in dollars per share)</u>		\$ 0.001		\$ 0.001	
<u>Convertible preferred stock, authorized</u>		5,331,943		5,331,943	
<u>Convertible preferred stock, issued</u>		5,331,943		5,331,943	
<u>Convertible preferred stock, shares outstanding (in shares)</u>		131,797		131,797	
<u>Class A common stock subject to possible redemption, 1,144,794 shares at \$10.52 and \$10.14 per share redemption value as of June 30, 2023 and December 31, 2022, respectively</u>	6,065	\$ 6,065		\$ 6,065	6,065
<u>Series A-2 preferred stock</u>					
<b><u>Convertible Preferred Stock</u></b>					
<u>Convertible preferred stock, par value per share (in dollars per share)</u>		\$ 0.001		\$ 0.001	
<u>Convertible preferred stock, authorized</u>		23,307,464		23,307,464	
<u>Convertible preferred stock, issued</u>		23,307,464		23,307,464	
<u>Convertible preferred stock, shares outstanding (in shares)</u>		576,126		576,126	
<u>Class A common stock subject to possible redemption, 1,144,794 shares at \$10.52 and \$10.14 per share redemption value as of June 30, 2023 and December 31, 2022, respectively</u>	8,976	\$ 8,976		\$ 8,976	8,976
<u>Series A-3 preferred stock</u>					
<b><u>Convertible Preferred Stock</u></b>					
<u>Convertible preferred stock, par value per share (in dollars per share)</u>		\$ 0.001		\$ 0.001	
<u>Convertible preferred stock, authorized</u>		24,792,020		24,792,020	
<u>Convertible preferred stock, issued</u>		24,792,020		24,792,020	
<u>Convertible preferred stock, shares outstanding (in shares)</u>		612,822		612,822	
<u>Class A common stock subject to possible redemption, 1,144,794 shares at \$10.52 and \$10.14 per share redemption value as of June 30, 2023 and December 31, 2022, respectively</u>	10,611	\$ 10,611		\$ 10,611	10,611
<u>Series A-4 preferred stock</u>					
<b><u>Convertible Preferred Stock</u></b>					
<u>Convertible preferred stock, par value per share (in dollars per share)</u>		\$ 0.001		\$ 0.001	
<u>Convertible preferred stock, authorized</u>		5,169,690		5,169,690	
<u>Convertible preferred stock, issued</u>		5,169,690		5,169,690	

<u>Convertible preferred stock, shares outstanding (in shares)</u>		127,787		127,787	
<u>Class A common stock subject to possible redemption, 1,144,794 shares at \$10.52 and \$10.14 per share redemption value as of June 30, 2023 and December 31, 2022, respectively</u>	1,993	\$ 1,993		\$ 1,993	1,993
<u>Series A-5 preferred stock</u>					
<b><u>Convertible Preferred Stock</u></b>					
<u>Convertible preferred stock, par value per share (in dollars per share)</u>		\$ 0.001		\$ 0.001	
<u>Convertible preferred stock, authorized</u>		734,533		734,533	
<u>Convertible preferred stock, issued</u>		29,545,455		29,545,455	
<u>Convertible preferred stock, shares outstanding (in shares)</u>		730,320		730,320	
<u>Class A common stock subject to possible redemption, 1,144,794 shares at \$10.52 and \$10.14 per share redemption value as of June 30, 2023 and December 31, 2022, respectively</u>	12,858	\$ 12,858		\$ 12,858	12,858
<u>Series A-6 preferred stock</u>					
<b><u>Convertible Preferred Stock</u></b>					
<u>Convertible preferred stock, par value per share (in dollars per share)</u>		\$ 0.001		\$ 0.001	
<u>Convertible preferred stock, authorized</u>		805,848		805,848	
<u>Convertible preferred stock, issued</u>		32,391,000		32,391,000	
<u>Convertible preferred stock, shares outstanding (in shares)</u>		800,657		800,657	
<u>Class A common stock subject to possible redemption, 1,144,794 shares at \$10.52 and \$10.14 per share redemption value as of June 30, 2023 and December 31, 2022, respectively</u>	15,476	\$ 15,476		\$ 15,476	\$ 15,472
<u>Series B preferred stock</u>					
<b><u>Convertible Preferred Stock</u></b>					
<u>Convertible preferred stock, par value per share (in dollars per share)</u>		\$ 0.001		\$ 0.001	
<u>Convertible preferred stock, authorized</u>		7,021,678		7,021,678	
<u>Convertible preferred stock, issued</u>		6,984,971		6,984,971	
<u>Convertible preferred stock, shares outstanding (in shares)</u>		6,984,971		6,984,971	
<u>Class A common stock subject to possible redemption, 1,144,794 shares at \$10.52 and \$10.14 per share redemption value as of June 30, 2023 and December 31, 2022, respectively</u>	84,637	\$ 84,528		\$ 84,528	
<u>Series B-1 preferred stock</u>					
<b><u>Convertible Preferred Stock</u></b>					
<u>Convertible preferred stock, par value per share (in dollars per share)</u>		\$ 0.001		\$ 0.001	
<u>Convertible preferred stock, authorized</u>		1,659,672		1,659,672	
<u>Convertible preferred stock, issued</u>		1,659,672		1,659,672	
<u>Convertible preferred stock, shares outstanding (in shares)</u>		1,659,672		1,412,487	
<u>Class A common stock subject to possible redemption, 1,144,794 shares at \$10.52 and \$10.14 per share redemption value as of June 30, 2023 and December 31, 2022, respectively</u>	23,500	\$ 23,499		\$ 20,000	
<u>Series B-2 preferred stock</u>					
<b><u>Convertible Preferred Stock</u></b>					

<u>Convertible preferred stock, par value per share (in dollars per share)</u>	\$ 0.001	\$ 0.001
<u>Convertible preferred stock, authorized</u>	1,765,609	1,765,609
<u>Convertible preferred stock, issued</u>	706,243	
<u>Convertible preferred stock, shares outstanding (in shares)</u>	706,243	0
<u>Series B-3 preferred stock</u>		
<b><u>Convertible Preferred Stock</u></b>		
<u>Convertible preferred stock, par value per share (in dollars per share)</u>	\$ 0.001	\$ 0.001
<u>Convertible preferred stock, authorized</u>	8,474,924	8,474,924
<u>Convertible preferred stock, issued</u>	0	0
<u>Convertible preferred stock, shares outstanding (in shares)</u>	0	0
<u>Class A common stock subject to possible redemption, 1,144,794 shares at \$10.52 and \$10.14 per share redemption value as of June 30, 2023 and December 31, 2022, respectively</u>	\$ 39,858	

Convertible Preferred Stock, activity in convertible preferred stock (Details) - USD (\$) \$ in Thousands	9 Months Ended		12 Months Ended	
	Sep. 30, 2023	Sep. 30, 2022	Dec. 31, 2022	Dec. 31, 2021
<b>Convertible Preferred Stock</b>				
<u>Convertible preferred stock, beginning balance</u>	\$ 164,006	\$ 160,507	\$ 160,507	\$ 55,975
<u>Issuances</u>	39,968	3,499	3,499	104,532
<u>Convertible preferred stock, ending balance</u>		164,006	164,006	160,507
<u>Series A-1 preferred stock</u>				
<b>Convertible Preferred Stock</b>				
<u>Convertible preferred stock, beginning balance</u>	6,065	6,065	6,065	6,065
<u>Convertible preferred stock, ending balance</u>			6,065	6,065
<u>Series A-2 preferred stock</u>				
<b>Convertible Preferred Stock</b>				
<u>Convertible preferred stock, beginning balance</u>	8,976	8,976	8,976	8,976
<u>Convertible preferred stock, ending balance</u>			8,976	8,976
<u>Series A-3 preferred stock</u>				
<b>Convertible Preferred Stock</b>				
<u>Convertible preferred stock, beginning balance</u>	10,611	10,611	10,611	10,611
<u>Convertible preferred stock, ending balance</u>			10,611	10,611
<u>Series A-4 preferred stock</u>				
<b>Convertible Preferred Stock</b>				
<u>Convertible preferred stock, beginning balance</u>	1,993	1,993	1,993	1,993
<u>Convertible preferred stock, ending balance</u>			1,993	1,993
<u>Series A-5 preferred stock</u>				
<b>Convertible Preferred Stock</b>				
<u>Convertible preferred stock, beginning balance</u>	12,858	12,858	12,858	12,858
<u>Convertible preferred stock, ending balance</u>			12,858	12,858
<u>Series A-6 preferred stock</u>				
<b>Convertible Preferred Stock</b>				
<u>Convertible preferred stock, beginning balance</u>	15,476	15,476	15,476	15,472
<u>Issuances</u>				4
<u>Convertible preferred stock, ending balance</u>			15,476	15,476
<u>Series B preferred stock</u>				
<b>Convertible Preferred Stock</b>				
<u>Convertible preferred stock, beginning balance</u>	84,528	84,528	84,528	
<u>Issuances</u>				84,528
<u>Convertible preferred stock, ending balance</u>			84,528	84,528
<u>Series B-1 preferred stock</u>				
<b>Convertible Preferred Stock</b>				
<u>Convertible preferred stock, beginning balance</u>	\$ 23,499	\$ 20,000	20,000	
<u>Issuances</u>			3,499	20,000
<u>Convertible preferred stock, ending balance</u>			\$ 23,499	\$ 20,000

Convertible Preferred Stock, narrative (Details) - \$ / shares	12 Months Ended	
	Dec. 31, 2022	Dec. 31, 2021
<b>Convertible Preferred Stock</b>		
<u>Convertible preferred stock, authorized</u>	21,910,800	
<u>Series A-1 preferred stock</u>		
<b>Convertible Preferred Stock</b>		
<u>Convertible preferred stock, authorized</u>	5,331,943	5,331,943
<u>Convertible preferred stock, original issue prices</u>	\$ 49.520	
<u>Series A-2 preferred stock</u>		
<b>Convertible Preferred Stock</b>		
<u>Convertible preferred stock, authorized</u>	23,307,464	23,307,464
<u>Convertible preferred stock, original issue prices</u>	\$ 15.660	
<u>Series A-3 preferred stock</u>		
<b>Convertible Preferred Stock</b>		
<u>Convertible preferred stock, authorized</u>	24,792,020	24,792,020
<u>Convertible preferred stock, original issue prices</u>	\$ 17.40	
<u>Series A-4 preferred stock</u>		
<b>Convertible Preferred Stock</b>		
<u>Convertible preferred stock, authorized</u>	5,169,690	5,169,690
<u>Convertible preferred stock, original issue prices</u>	\$ 16.030	
<u>Series A-5 preferred stock</u>		
<b>Convertible Preferred Stock</b>		
<u>Convertible preferred stock, authorized</u>	734,533	734,533
<u>Convertible preferred stock, available for issuance</u>	4,213	
<u>Convertible preferred stock, original issue prices</u>	\$ 17.81	
<u>Series A-6 preferred stock</u>		
<b>Convertible Preferred Stock</b>		
<u>Convertible preferred stock, authorized</u>	805,848	805,848
<u>Convertible preferred stock, available for issuance</u>	5,190	
<u>Convertible preferred stock, original issue prices</u>	\$ 20.230	
<u>Series B preferred stock</u>		
<b>Convertible Preferred Stock</b>		
<u>Convertible preferred stock, authorized</u>	7,021,678	7,021,678
<u>Convertible preferred stock, available for issuance</u>	36,707	
<u>Convertible preferred stock, original issue prices</u>	\$ 12.140	
<u>Series B-1 preferred stock</u>		
<b>Convertible Preferred Stock</b>		
<u>Convertible preferred stock, authorized</u>	1,659,672	1,659,672
<u>Convertible preferred stock, original issue prices</u>	\$ 14.160	
<u>Series B-2 preferred stock</u>		
<b>Convertible Preferred Stock</b>		
<u>Convertible preferred stock, authorized</u>	1,765,609	1,765,609

Convertible preferred stock, available for issuance 1,059,365

Convertible preferred stock, original issue prices \$ 14.160

Series B-3 preferred stock

**Convertible Preferred Stock**

Convertible preferred stock, authorized 8,474,924 8,474,924

Convertible preferred stock, available for issuance 8,474,924

Convertible preferred stock, original issue prices \$ 2.030



<b>Convertible Preferred Stock, Conversion (Details) \$ / shares in Units, \$ in Thousands</b>	<b>12 Months Ended Dec. 31, 2022 USD (\$) \$ / shares</b>
--	---

**Convertible Preferred Stock**

<u>Threshold per share price of common stock for automatic conversion of preferred stock   \$ / shares</u>	\$ 14.16
<u>Threshold net cash proceeds for automatic conversion of preferred stock</u>	\$ 50,000
<u>Threshold proceeds received from the "special purpose acquisition corporation" trust account for automatic conversion of preferred stock</u>	\$ 30,000

**Convertible Preferred Stock,  
Voting Rights (Details)**

**12 Months  
Ended  
Dec. 31, 2022  
Vote**

**Convertible Preferred Stock**

Number of board of director above which majority preferred shareholders voting approval will be required 11

**Convertible Preferred Stock,  
Dividends (Details)**      **12 Months Ended  
Dec. 31, 2022  
\$ / shares**

[Series A-1 preferred stock](#)

**[Convertible Preferred Stock](#)**

[Per annum preferred dividend rates](#) \$ 3.97000

[Series A-2 preferred stock](#)

**[Convertible Preferred Stock](#)**

[Per annum preferred dividend rates](#) 1.26000

[Series A-3 preferred stock](#)

**[Convertible Preferred Stock](#)**

[Per annum preferred dividend rates](#) 1.4000

[Series A-4 preferred stock](#)

**[Convertible Preferred Stock](#)**

[Per annum preferred dividend rates](#) 1.29000

[Series A-5 preferred stock](#)

**[Convertible Preferred Stock](#)**

[Per annum preferred dividend rates](#) 1.4300

[Series A-6 preferred stock](#)

**[Convertible Preferred Stock](#)**

[Per annum preferred dividend rates](#) 1.62

[Series B preferred stock](#)

**[Convertible Preferred Stock](#)**

[Per annum preferred dividend rates](#) 0.980

[Series B-1 preferred stock](#)

**[Convertible Preferred Stock](#)**

[Per annum preferred dividend rates](#) 1.140

[Series B-2 preferred stock](#)

**[Convertible Preferred Stock](#)**

[Per annum preferred dividend rates](#) 1.140

[Series B-3 preferred stock](#)

**[Convertible Preferred Stock](#)**

[Per annum preferred dividend rates](#) \$ 0.170

<b>Convertible Preferred Stock, Liquidation Preferences (Details) - USD (\$) \$ / shares in Units, \$ in Thousands</b>	<b>12 Months Ended</b>	
	<b>Dec. 31, 2022</b>	<b>Dec. 31, 2021</b>
<b><u>Convertible Preferred Stock</u></b>		
<u>Aggregate Liquidation Preference</u>	\$ 175,724	
<u>Series B-3 preferred stock</u>		
<b><u>Convertible Preferred Stock</u></b>		
<u>Convertible preferred stock, shares outstanding (in shares)</u>	0	0
<u>Convertible preferred stock, original issue prices</u>	\$ 2.030	
<u>Series B-2 preferred stock</u>		
<b><u>Convertible Preferred Stock</u></b>		
<u>Convertible preferred stock, shares outstanding (in shares)</u>	706,243	0
<u>Convertible preferred stock, original issue prices</u>	\$ 14.160	
<u>Aggregate Liquidation Preference</u>	\$ 10,000	
<u>Series B-1 preferred stock</u>		
<b><u>Convertible Preferred Stock</u></b>		
<u>Convertible preferred stock, shares outstanding (in shares)</u>	1,659,672	1,412,487
<u>Convertible preferred stock, original issue prices</u>	\$ 14.160	
<u>Aggregate Liquidation Preference</u>	\$ 23,500	
<u>Series B preferred stock</u>		
<b><u>Convertible Preferred Stock</u></b>		
<u>Convertible preferred stock, shares outstanding (in shares)</u>	6,984,971	6,984,971
<u>Convertible preferred stock, original issue prices</u>	\$ 12.140	
<u>Aggregate Liquidation Preference</u>	\$ 84,774	
<u>Series A-6 preferred stock</u>		
<b><u>Convertible Preferred Stock</u></b>		
<u>Convertible preferred stock, shares outstanding (in shares)</u>	800,657	800,657
<u>Convertible preferred stock, original issue prices</u>	\$ 20.230	
<u>Aggregate Liquidation Preference</u>	\$ 16,196	
<u>Series A-5 preferred stock</u>		
<b><u>Convertible Preferred Stock</u></b>		
<u>Convertible preferred stock, shares outstanding (in shares)</u>	730,320	730,320
<u>Convertible preferred stock, original issue prices</u>	\$ 17.81	
<u>Aggregate Liquidation Preference</u>	\$ 13,000	
<u>Series A-4 preferred stock</u>		
<b><u>Convertible Preferred Stock</u></b>		
<u>Convertible preferred stock, shares outstanding (in shares)</u>	127,787	127,787
<u>Convertible preferred stock, original issue prices</u>	\$ 16.030	
<u>Aggregate Liquidation Preference</u>	\$ 2,047	
<u>Series A-3 preferred stock</u>		
<b><u>Convertible Preferred Stock</u></b>		
<u>Convertible preferred stock, shares outstanding (in shares)</u>	612,822	612,822

<u>Convertible preferred stock, original issue prices</u>	\$ 17.40	
<u>Aggregate Liquidation Preference</u>	\$ 10,661	
<u>Series A-2 preferred stock</u>		
<b><u>Convertible Preferred Stock</u></b>		
<u>Convertible preferred stock, shares outstanding (in shares)</u>	576,126	576,126
<u>Convertible preferred stock, original issue prices</u>	\$ 15.660	
<u>Aggregate Liquidation Preference</u>	\$ 9,020	
<u>Series A-1 preferred stock</u>		
<b><u>Convertible Preferred Stock</u></b>		
<u>Convertible preferred stock, shares outstanding (in shares)</u>	131,797	131,797
<u>Convertible preferred stock, original issue prices</u>	\$ 49.520	
<u>Aggregate Liquidation Preference</u>	\$ 6,526	

**Convertible Preferred Stock,  
March 2021 Financing  
(Details) - Series B preferred  
stock - USD (\$)  
\$ / shares in Units, \$ in  
Thousands**

**1 Months Ended 12 Months Ended**

**Mar. 31, 2021      Dec. 31, 2022**

**Convertible Preferred Stock**

Convertible preferred stock, original issue prices \$ 12.140

March 2021 Financing

**Convertible Preferred Stock**

Proceeds, net of issuance costs \$ 10,907

Number of shares sold 906,346

Convertible preferred stock, original issue prices \$ 12.14

Convertible notes value converted \$ 49,118

Shares issued upon conversion of notes 4,047,069

**Convertible Preferred Stock,  
Spring 2021 Financing  
(Details) - Series B preferred  
stock - USD (\$)  
\$ / shares in Units, \$ in  
Thousands**

**1 Months Ended**

**12 Months Ended**

**Jul. 31, 2021 Jun. 30, 2021 May 31, 2021 Dec. 31, 2022**

**Convertible Preferred Stock**

Convertible preferred stock, original issue prices

\$ 12.140

Spring 2021 Financing

**Convertible Preferred Stock**

Proceeds, net of issuance costs

\$ 20,989 \$ 20,989 \$ 20,989

Number of shares sold

1,742,003 1,742,003 1,742,003

Convertible preferred stock, original issue prices \$ 12.14 \$ 12.14 \$ 12.14

**Convertible Preferred Stock,  
Fall 2021 Financing (Details)  
- Series B-1 preferred stock -  
USD (\$)  
\$ / shares in Units, \$ in  
Thousands**

**1 Months Ended      12 Months Ended**  
**Dec. 31, 2021 Aug. 31, 2021      Dec. 31, 2022**

**Convertible Preferred Stock**

Convertible preferred stock, original issue prices  
Fall 2021 Financing

\$ 14.160

**Convertible Preferred Stock**

Proceeds, net of issuance costs

\$ 20,000      \$ 20,000

Number of shares sold

1,412,487      1,412,487

Convertible preferred stock, original issue prices

\$ 14.16      \$ 14.16



<b>Convertible Preferred Stock, Warrant Exercises (Details) - USD (\$) \$ in Thousands</b>	<b>1 Months Ended</b>		<b>9 Months Ended</b>		<b>12 Months Ended</b>	
	<b>Jul. 31, 2021</b>	<b>Mar. 31, 2021</b>	<b>Nov. 30, 2020</b>	<b>Sep. 30, 2023</b>	<b>Sep. 30, 2022</b>	<b>Dec. 31, 2021</b>
<b><u>Convertible Preferred Stock</u></b>						
<u>Proceeds from exercise of Series B preferred stock warrants</u>				\$ 9,630	\$ 0	\$ 117
<u>Series A-6 preferred stock</u>						
<b><u>Convertible Preferred Stock</u></b>						
<u>Proceeds from exercise of Series B preferred stock warrants</u>			\$ 19			
<u>Warrants to purchase Series B-3 preferred stock (in shares)</u>			59,102			
<u>Series B preferred stock</u>						
<b><u>Convertible Preferred Stock</u></b>						
<u>Proceeds from exercise of Series B preferred stock warrants</u>	\$ 117	\$ 117				
<u>Warrants to purchase Series B-3 preferred stock (in shares)</u>	289,552	289,552				

	1 Months Ended		9 Months Ended		12 Months Ended		Jul. 31, 2023	Jun. 30, 2023	Jul. 31, 2021	Mar. 31, 2021	Nov. 30, 2020
	Oct. 31, 2022	Jun. 30, 2022	May 31, 2022	Sep. 30, 2023	Sep. 30, 2022	Dec. 31, 2022					
Convertible Preferred Stock - 2022 Financing (Details) \$ / shares in Units, \$ in Thousands	USD (\$)	USD (\$)	USD (\$)	USD (\$)	USD (\$)	USD (\$)	\$/ shares	shares	shares	shares	shares
<a href="#">Convertible Preferred Stock Exercise price of warrants (in dollars per share)</a>								\$ 11.50			
<a href="#">Loss on equity issuance   \$</a>				\$ (4,171)	\$ 0	\$ (8,312)					
<a href="#">Change in fair value of tranche and warrant liabilities   \$</a>						2,186		\$ 379			
<a href="#">Warrant liabilities</a>											
<a href="#">Convertible Preferred Stock Fair value of liabilities   \$</a>	\$ 11,966					15,819					
<a href="#">Series B-2 tranche liabilities</a>											
<a href="#">Convertible Preferred Stock Fair value of liabilities   \$</a>	6,347										
<a href="#">Business Combination scenario</a>											
<a href="#">Convertible Preferred Stock Enterprise value allocated   \$</a>	\$ 220										
<a href="#">Value assigned to the tranche rights and obligations   \$</a>						\$ 0					
<a href="#">Stock price   Business Combination scenario</a>											
<a href="#">Convertible Preferred Stock Warrants and rights outstanding measurement input</a>	10.93										
<a href="#">Expected share price volatility   Minimum   Series B-2 tranche liabilities</a>											
<a href="#">Convertible Preferred Stock Series B 2 Tranche Liability, measurement input</a>	50.0										
<a href="#">Expected share price volatility   Maximum   Series B-2 tranche liabilities</a>											
<a href="#">Convertible Preferred Stock Series B 2 Tranche Liability, measurement input</a>	65.0										
<a href="#">Risk-free interest rate   Minimum   Series B-2 tranche liabilities</a>											
<a href="#">Convertible Preferred Stock Series B 2 Tranche Liability, measurement input</a>	4.0										

<a href="#">Risk-free interest rate   Maximum   Series B-2 tranche liabilities</a>		
<b><a href="#">Convertible Preferred Stock</a></b>		
<a href="#">Series B 2 Tranche Liability, measurement input</a>	4.7	
<a href="#">Term   Minimum   Warrant liabilities</a>		
<b><a href="#">Convertible Preferred Stock</a></b>		
<a href="#">Warrants and rights outstanding measurement input   Y</a>		5.8
<a href="#">Term   Minimum   Series B-2 tranche liabilities</a>		
<b><a href="#">Convertible Preferred Stock</a></b>		
<a href="#">Series B 2 Tranche Liability, measurement input   Y</a>		0.2
<a href="#">Term   Maximum   Warrant liabilities</a>		
<b><a href="#">Convertible Preferred Stock</a></b>		
<a href="#">Warrants and rights outstanding measurement input   Y</a>		6.0
<a href="#">Term   Maximum   Series B-2 tranche liabilities</a>		
<b><a href="#">Convertible Preferred Stock</a></b>		
<a href="#">Series B 2 Tranche Liability, measurement input   Y</a>		0.4
<a href="#">Dividend</a>		
<b><a href="#">Convertible Preferred Stock</a></b>		
<a href="#">Series B 2 Tranche Liability, measurement input   \$</a>	0	
<a href="#">Discount rate   Business Combination scenario</a>		
<b><a href="#">Convertible Preferred Stock</a></b>		
<a href="#">Warrants and rights outstanding measurement input</a>	30	
<a href="#">2022 Financing</a>		
<b><a href="#">Convertible Preferred Stock</a></b>		
<a href="#">Loss on equity issuance   \$</a>		\$ 4,702
<a href="#">Change in fair value of tranche and warrant liabilities   \$</a>		\$ 2,208
<a href="#">Series A-1 preferred stock</a>		
<b><a href="#">Convertible Preferred Stock</a></b>		
<a href="#">Exchange ratios</a>	1.155	1.275
<a href="#">Series A-1 preferred stock   2022 Financing</a>		
<b><a href="#">Convertible Preferred Stock</a></b>		
<a href="#">Conversion prices of the Company's preferred stock</a>	\$ 42.89	
<a href="#">Exchange ratios</a>	1.155	

<a href="#">Series A-2 preferred stock</a>			
<b><a href="#">Convertible Preferred Stock</a></b>			
<a href="#">Exchange ratios</a>	1.173		1.290
<a href="#">Series A-2 preferred stock   2022 Financing</a>			
<b><a href="#">Convertible Preferred Stock</a></b>			
<a href="#">Conversion prices of the Company's preferred stock</a>	\$ 13.36		
<a href="#">Exchange ratios</a>	1.173		
<a href="#">Series A-3 preferred stock</a>			
<b><a href="#">Convertible Preferred Stock</a></b>			
<a href="#">Exchange ratios</a>	1.162		1.303
<a href="#">Series A-3 preferred stock   2022 Financing</a>			
<b><a href="#">Convertible Preferred Stock</a></b>			
<a href="#">Conversion prices of the Company's preferred stock</a>	\$ 14.97		
<a href="#">Exchange ratios</a>	1.162		
<a href="#">Series A-4 preferred stock</a>			
<b><a href="#">Convertible Preferred Stock</a></b>			
<a href="#">Exchange ratios</a>	1.165		1.277
<a href="#">Series A-4 preferred stock   2022 Financing</a>			
<b><a href="#">Convertible Preferred Stock</a></b>			
<a href="#">Conversion prices of the Company's preferred stock</a>	\$ 13.76		
<a href="#">Exchange ratios</a>	1.165		
<a href="#">Series A-5 preferred stock</a>			
<b><a href="#">Convertible Preferred Stock</a></b>			
<a href="#">Exchange ratios</a>	1.189		1.333
<a href="#">Series A-5 preferred stock   2022 Financing</a>			
<b><a href="#">Convertible Preferred Stock</a></b>			
<a href="#">Conversion prices of the Company's preferred stock</a>	\$ 14.97		
<a href="#">Exchange ratios</a>	1.189		
<a href="#">Series A-6 preferred stock</a>			
<b><a href="#">Convertible Preferred Stock</a></b>			
<a href="#">Warrants to purchase Series B-3 preferred stock (in shares)   shares</a>			59,102
<a href="#">Exchange ratios</a>	1.190		1.351
<a href="#">Series A-6 preferred stock   2022 Financing</a>			
<b><a href="#">Convertible Preferred Stock</a></b>			
<a href="#">Conversion prices of the Company's preferred stock</a>	\$ 17.00		
<a href="#">Exchange ratios</a>	1.190		
<a href="#">Series B preferred stock</a>			
<b><a href="#">Convertible Preferred Stock</a></b>			
<a href="#">Warrants to purchase Series B-3 preferred stock (in shares)   shares</a>			289,552 289,552

<a href="#">Exchange ratios</a>	1.154		1.250
<a href="#">Series B preferred stock   2022 Financing</a>			
<b><a href="#">Convertible Preferred Stock</a></b>			
<a href="#">Conversion prices of the Company's preferred stock</a>	\$ 10.52		
<a href="#">Exchange ratios</a>	1.154		
<a href="#">Series B-1 preferred stock</a>			
<b><a href="#">Convertible Preferred Stock</a></b>			
<a href="#">Exchange ratios</a>	1.167		1.296
<a href="#">Series B-1 preferred stock   Fair value of underlying stock</a>			
<b><a href="#">Convertible Preferred Stock</a></b>			
<a href="#">Series B 2 Tranche Liability, measurement input</a>	14.97		
<a href="#">Series B-1 preferred stock   2022 Financing</a>			
<b><a href="#">Convertible Preferred Stock</a></b>			
<a href="#">Number of shares sold   shares</a>	247,185	247,185	
<a href="#">Price of shares sold</a>	\$ 14.16	\$ 14.16	
<a href="#">Net proceeds   \$</a>	\$ 3,499	\$ 3,499	
<a href="#">Conversion prices of the Company's preferred stock</a>	\$ 12.14		
<a href="#">Exchange ratios</a>	1.167		
<a href="#">Series B-2 preferred stock</a>			
<b><a href="#">Convertible Preferred Stock</a></b>			
<a href="#">Exchange ratios</a>	1		1
<a href="#">Percentage of then outstanding shares on an as-converted to common stock basis, offered</a>			
	99.20%		
<a href="#">Series B-2 preferred stock   Fair value of underlying stock</a>			
<b><a href="#">Convertible Preferred Stock</a></b>			
<a href="#">Series B 2 Tranche Liability, measurement input</a>	14.16		
<a href="#">Series B-2 preferred stock   2022 Financing</a>			
<b><a href="#">Convertible Preferred Stock</a></b>			
<a href="#">Number of shares sold   shares</a>	706,243		
<a href="#">Price of shares sold</a>	\$ 14.16		
<a href="#">Net proceeds   \$</a>	\$ 9,755		
<a href="#">Conversion prices of the Company's preferred stock</a>	\$ 14.16		
<a href="#">Exchange ratios</a>	1		
<a href="#">Series B-2 preferred stock   B-2 Preferred Stock Financing, Second tranche, closings</a>			
<b><a href="#">Convertible Preferred Stock</a></b>			
<a href="#">Maximum number of shares agreed to sell   shares</a>	518,854		
<a href="#">Aggregate proceeds receivable   \$</a>	\$ 7,347		

<a href="#">Maximum proceeds receivable through the sale of additional shares   \$</a>	\$ 10,000		
<a href="#">Series B-2 preferred stock   B-2 Preferred Stock Financing, Third tranche</a>			
<b><a href="#">Convertible Preferred Stock</a></b>			
<a href="#">Class of warrant or right, number of securities called by each warrant or right (in shares)   shares</a>	8		
<a href="#">Warrants to purchase Series B-3 preferred stock (in shares)   shares</a>	2,448,428		
<a href="#">Exercise price of warrants (in dollars per share)</a>	\$ 2.03		
<a href="#">Maximum number of shares agreed to sell   shares</a>	306,053		
<a href="#">Aggregate proceeds receivable   \$</a>	\$ 4,334		
<a href="#">Maximum proceeds receivable through the sale of additional shares   \$</a>	\$ 5,000		
<a href="#">Maximum number of shares agreed to sell through sale of additional shares   shares</a>	353,121		
<a href="#">Series B-3 preferred stock</a>			
<b><a href="#">Convertible Preferred Stock</a></b>			
<a href="#">Class of warrant or right, number of securities called by each warrant or right (in shares)   shares</a>	4		
<a href="#">Warrants to purchase Series B-3 preferred stock (in shares)   shares</a>		2,239,309	
<a href="#">Exchange ratios</a>	1		1
<a href="#">Series B-3 preferred stock   Fair value of underlying stock</a>			
<b><a href="#">Convertible Preferred Stock</a></b>			
<a href="#">Series B 2 Tranche Liability, measurement input</a>	3.24		
<a href="#">Series B-3 preferred stock   Series B-3 Warrants exercise price per share</a>			
<b><a href="#">Convertible Preferred Stock</a></b>			
<a href="#">Series B 2 Tranche Liability, measurement input</a>	2.03		
<a href="#">Series B-3 preferred stock   2022 Financing</a>			
<b><a href="#">Convertible Preferred Stock</a></b>			
<a href="#">Class of warrant or right, number of securities called by each warrant or right (in shares)   shares</a>	4		

<u>Warrants to purchase Series B-3 preferred stock (in shares)</u>	2,824,974
<u>  shares</u>	
<u>Exercise price of warrants (in dollars per share)</u>	\$ 2.03
<u>Conversion prices of the Company's preferred stock</u>	\$ 2.03
<u>Exchange ratios</u>	1
<u>Series B-3 preferred stock   B-2 Preferred Stock Financing, Second tranche, closings</u>	
<b><u>Convertible Preferred Stock</u></b>	
<u>Class of warrant or right, number of securities called by each warrant or right (in shares)   shares</u>	4
<u>Warrants to purchase Series B-3 preferred stock (in shares)</u>	2,075,417
<u>  shares</u>	
<u>Exercise price of warrants (in dollars per share)</u>	\$ 2.03





**Convertible Preferred Stock**

Exchange ratios 1.296 1.167

Series B-2 preferred stock

**Convertible Preferred Stock**

Exchange ratios 1 1

Series B-3 preferred stock

**Convertible Preferred Stock**

Warrants to purchase Series B-3 preferred stock (in shares) 2,239,309 | shares

Proceeds from exercise of Series B preferred stock warrants | \$ 4,530

Exchange ratios 1 1

Series B-3 preferred stock | B-2 Preferred Stock Financing, Second tranche, closings

**Convertible Preferred Stock**

Warrants to purchase Series B-3 preferred stock (in shares) | shares 2,075,417

Series B-3 preferred stock | B-2 Preferred Stock Financing, Second tranche, closing one

**Convertible Preferred Stock**

Warrants to purchase Series B-3 preferred stock (in shares) | shares 830,167 830,167

Subsequent Event | B-2 Preferred Stock Financing, Second tranche, closings

**Convertible Preferred Stock**

Number of closings effectuated | item 2

Subsequent Event | B-2 Preferred Stock Financing, Second tranche, closing one

**Convertible Preferred Stock**

Percentage of shares committed sold 40.00%

Aggregate purchase price | \$ 2,939

Subsequent Event | B-2 Preferred Stock Financing, Second tranche, closing two

**Convertible Preferred Stock**

Percentage of shares committed sold 3.00%

Aggregate purchase price | \$ 250

Subsequent Event | 2023 Financing

**Convertible Preferred Stock**

Proceeds from exercise of Series B preferred stock warrants | \$  
Subsequent Event | Series A-1 preferred stock | 2023 Financing

		\$ 4,715
--	--	----------

**Convertible Preferred Stock**

Conversion prices of the Company's preferred stock  
Exchange ratios  
Subsequent Event | Series A-2 preferred stock | 2023 Financing

\$ 41.27		\$ 41.27
1.200		1.200

**Convertible Preferred Stock**

Conversion prices of the Company's preferred stock  
Exchange ratios  
Subsequent Event | Series A-3 preferred stock | 2023 Financing

\$ 12.95		\$ 12.95
1.209		1.209

**Convertible Preferred Stock**

Conversion prices of the Company's preferred stock  
Exchange ratios  
Subsequent Event | Series A-4 preferred stock | 2023 Financing

\$ 14.16		\$ 14.16
1.229		1.229

**Convertible Preferred Stock**

Conversion prices of the Company's preferred stock  
Exchange ratios  
Subsequent Event | Series A-5 preferred stock | 2023 Financing

\$ 13.36		\$ 13.36
1.200		1.200

**Convertible Preferred Stock**

Conversion prices of the Company's preferred stock  
Exchange ratios  
Subsequent Event | Series A-6 preferred stock | 2023 Financing

\$ 14.16		\$ 14.16
1.257		1.257

**Convertible Preferred Stock**

Conversion prices of the Company's preferred stock  
Exchange ratios  
Subsequent Event | Series B preferred stock | 2023 Financing

\$ 16.19		\$ 16.19
1.250		1.250

**Convertible Preferred Stock**

<a href="#">Conversion prices of the Company's preferred stock</a>	\$ 10.12	\$ 10.12
<a href="#">Exchange ratios</a>	1.200	1.200
<a href="#">Subsequent Event   Series B-1 preferred stock   2023 Financing</a>		
<b><a href="#">Convertible Preferred Stock</a></b>		
<a href="#">Conversion prices of the Company's preferred stock</a>	\$ 11.74	\$ 11.74
<a href="#">Exchange ratios</a>	1.207	1.207
<a href="#">Subsequent Event   Series B-2 preferred stock   B-2 Preferred Stock Financing, Second tranche, closing one</a>		
<b><a href="#">Convertible Preferred Stock</a></b>		
<a href="#">Number of shares sold   shares</a>	207,541	
<a href="#">Subsequent Event   Series B-2 preferred stock   B-2 Preferred Stock Financing, Second tranche, closing two</a>		
<b><a href="#">Convertible Preferred Stock</a></b>		
<a href="#">Number of shares sold   shares</a>	17,656	
<a href="#">Subsequent Event   Series B-2 preferred stock   2023 Financing</a>		
<b><a href="#">Convertible Preferred Stock</a></b>		
<a href="#">Conversion prices of the Company's preferred stock</a>	\$ 0.35	\$ 0.35
<a href="#">Exchange ratios</a>	1	1
<a href="#">Subsequent Event   Series B-3 preferred stock   B-2 Preferred Stock Financing, Second tranche, closing two</a>		
<b><a href="#">Convertible Preferred Stock</a></b>		
<a href="#">Warrants to purchase Series B-3 preferred stock (in shares)   shares</a>	70,624	70,624
<a href="#">Subsequent Event   Series B-3 preferred stock   2023 Financing</a>		
<b><a href="#">Convertible Preferred Stock</a></b>		
<a href="#">Warrants to purchase Series B-3 preferred stock (in shares)   shares</a>	2,330,811	2,330,811
<a href="#">Conversion prices of the Company's preferred stock</a>	\$ 0.05	\$ 0.05
<a href="#">Exchange ratios</a>	1	1

**Stockholders' Equity -  
Common Stock (Details)**

**Dec. 31, 2022  
shares**

**Stockholders' Equity**

Shares of common stock reserved for future issuance 19,194,621

Preferred stock

**Stockholders' Equity**

Shares of common stock reserved for future issuance 14,212,616

Series A-1 preferred stock

**Stockholders' Equity**

Shares of common stock reserved for future issuance 152,188

Series A-2 preferred stock

**Stockholders' Equity**

Shares of common stock reserved for future issuance 675,638

Series A-3 preferred stock

**Stockholders' Equity**

Shares of common stock reserved for future issuance 712,198

Series A-4 preferred stock

**Stockholders' Equity**

Shares of common stock reserved for future issuance 148,834

Series A-5 preferred stock

**Stockholders' Equity**

Shares of common stock reserved for future issuance 868,487

Series A-6 preferred stock

**Stockholders' Equity**

Shares of common stock reserved for future issuance 953,163

Series B preferred stock

**Stockholders' Equity**

Shares of common stock reserved for future issuance 8,059,581

Series B-1 preferred stock

**Stockholders' Equity**

Shares of common stock reserved for future issuance 1,936,284

Series B-2 preferred stock

**Stockholders' Equity**

Shares of common stock reserved for future issuance 706,243

Warrants

**Stockholders' Equity**

Shares of common stock reserved for future issuance 2,878,517

Warrants to purchase Series A5 preferred stock

**Stockholders' Equity**

Shares of common stock reserved for future issuance 5,010

Warrants to purchase Series A6 preferred stock

**Stockholders' Equity**

Shares of common stock reserved for future issuance 6,179

Warrants to purchase Series B preferred stock

**Stockholders' Equity**

Shares of common stock reserved for future issuance 42,354

Warrants to purchase Series B3 preferred stock

**Stockholders' Equity**

Shares of common stock reserved for future issuance 2,824,974

Stock options

**Stockholders' Equity**

Shares of common stock reserved for future issuance 2,103,488

Stock options outstanding

**Stockholders' Equity**

Shares of common stock reserved for future issuance 1,671,075

Stock options available for future grant

**Stockholders' Equity**

Shares of common stock reserved for future issuance 432,413

Stockholders' Equity - Stock Option activity (Details) - \$ / shares	9 Months Ended	12 Months Ended		
	Sep. 30, 2023	Dec. 31, 2022	Dec. 31, 2021	Dec. 31, 2020
<b>Number of shares</b>				
<u>Options outstanding at the beginning</u>	1,671,076	1,307,080	735,803	
<u>Granted</u>	1,179,480	550,049	700,170	
<u>Exercised</u>		(82,879)	(71,647)	
<u>Forfeiture</u>		(103,174)	(57,246)	
<u>Options outstanding at the ending</u>		1,671,076	1,307,080	735,803
<b>Weighted average exercise price</b>				
<u>Options outstanding at the beginning (in dollars per share)</u>	\$ 1.62	\$ 1.22	\$ 1.22	
<u>Granted (in dollars per share)</u>		2.43	1.62	
<u>Exercised (in dollars per share)</u>		0.81	0.81	
<u>Forfeiture (in dollars per share)</u>		1.22	2.43	
<u>Options outstanding at the ending (in dollars per share)</u>		\$ 1.62	\$ 1.22	\$ 1.22
<u>Weighted average remaining contractual</u>		8 years 2 months 12 days	8 years 4 months 24 days	8 years 2 months 12 days
<b>Members of Board of Directors</b>				
<b>Number of shares</b>				
<u>Granted</u>		177,973	55,305	
<b>Other non employees</b>				
<b>Number of shares</b>				
<u>Granted</u>		7,200,000	2,237,414	

**Stockholders' Equity -  
Exercise price of options  
outstanding and exercisable  
(Details)**

**12 Months Ended  
Dec. 31, 2022  
\$ / shares  
shares**

**Exercise prices of options outstanding and exercisable**

<u>Lower range of Exercise price   \$ / shares</u>	\$ 3.65
<u>Upper range of Exercise price   \$ / shares</u>	\$ 18.61
<u>Options outstanding</u>	1,671,076
<u>Options Exercisable</u>	813,943

0.01

**Exercise prices of options outstanding and exercisable**

<u>Weighted average exercise price   \$ / shares</u>	\$ 0.41
<u>Options outstanding</u>	540,863
<u>Weighted average remaining contractual life</u>	8 years
<u>Options Exercisable</u>	380,641

0.03

**Exercise prices of options outstanding and exercisable**

<u>Weighted average exercise price   \$ / shares</u>	\$ 1.22
<u>Options outstanding</u>	211,405
<u>Weighted average remaining contractual life</u>	5 years 2 months 12 days
<u>Options Exercisable</u>	211,134

0.04

**Exercise prices of options outstanding and exercisable**

<u>Weighted average exercise price   \$ / shares</u>	\$ 1.62
<u>Options outstanding</u>	4,100
<u>Weighted average remaining contractual life</u>	1 year 1 month 6 days
<u>Options Exercisable</u>	4,100

0.05

**Exercise prices of options outstanding and exercisable**

<u>Weighted average exercise price   \$ / shares</u>	\$ 2.03
<u>Options outstanding</u>	7,415
<u>Weighted average remaining contractual life</u>	4 years 7 months 6 days
<u>Options Exercisable</u>	7,415

0.06

**Exercise prices of options outstanding and exercisable**

<u>Weighted average exercise price   \$ / shares</u>	\$ 2.43
<u>Options outstanding</u>	900,291
<u>Weighted average remaining contractual life</u>	9 years 2 months 12 days
<u>Options Exercisable</u>	203,651

0.07

**Exercise prices of options outstanding and exercisable**

<u>Weighted average exercise price   \$ / shares</u>	\$ 2.84
<u>Options outstanding</u>	1,413

<u>Weighted average remaining contractual life</u>	2 years 9 months 18 days
<u>Options Exercisable</u>	1,413
<u>\$0.09-\$0.46</u>	
<b><u>Exercise prices of options outstanding and exercisable</u></b>	
<u>Options outstanding</u>	5,589
<u>Weighted average remaining contractual life</u>	3 years 3 months 25 days
<u>Options Exercisable</u>	5,589



Stockholders' Equity - Valuation assumptions (Details) - \$ / shares	9 Months Ended	12 Months Ended	
	Sep. 30, 2023	Dec. 31, 2022	Dec. 31, 2021
<b><u>Exercise prices of options outstanding and exercisable</u></b>			
<u>Grant date per share fair value of options</u>	\$ 2.66	\$ 0.81	\$ 0.41
<b><u>Valuation assumptions:</u></b>			
<u>Expected volatility</u>		32.00%	32.00%
<u>Risk-free interest rate</u>		2.76%	1.14%
<u>Minimum</u>			
<b><u>Valuation assumptions:</u></b>			
<u>Expected term (years)</u>		5 years 7 months 6 days	5 years
<u>Maximum</u>			
<b><u>Valuation assumptions:</u></b>			
<u>Expected term (years)</u>		6 years 2 months 12 days	6 years 1 month 6 days

Stockholders' Equity - Additional information (Details) - USD (\$) \$ in Thousands	12 Months Ended									
	Dec. 31, 2022	Dec. 31, 2021	Sep. 30, 2023	Aug. 10, 2023	Sep. 15, 2022	Jul. 13, 2022	Dec. 20, 2021	Sep. 23, 2021	Mar. 02, 2021	Dec. 31, 2020
<b><u>Summary of option activity</u></b>										
<u>Common Stock, Shares</u>	30,898,162	15,696,266	400,000,000							
<u>Authorized</u>										
<u>Options outstanding at the beginning</u>	1,671,076	1,307,080								735,803
<u>Options and RSU's outstanding (in shares)</u>			7,500,732	2,816,224						
<u>Common shares available for grant</u>			4,684,508							
<u>Unrecognized compensation expense</u>	\$ 433	\$ 24								
<u>Weighted average period of recognition</u>	2 years 10 months 24 days									
<u>General and administrative expense</u>										
<b><u>Summary of option activity</u></b>										
<u>Recognized compensation expense</u>	\$ 368	\$ 109								
<u>2019 Equity Incentive Plan</u>										
<b><u>Summary of option activity</u></b>										
<u>Options issued</u>	1,671,075	52,878,539								
<u>Options outstanding at the beginning</u>	1,307,079									
<u>Options expiration term</u>	10 years									
<u>Options and RSU's outstanding (in shares)</u>					2,348,260	2,101,075	1,804,452	1,606,704	1,235,926	
<u>Common shares available for grant</u>	432,413									
<u>Contractual term</u>	10 years									
<u>2019 Equity Incentive Plan   Minimum</u>										
<b><u>Summary of option activity</u></b>										
<u>Vesting period</u>	1 year									
<u>2019 Equity Incentive Plan   Maximum</u>										
<b><u>Summary of option activity</u></b>										
<u>Vesting period</u>	4 years									

Net Loss per Share (Details) - shares	9 Months Ended		12 Months Ended	
	Sep. 30, 2023	Sep. 30, 2022	Dec. 31, 2022	Dec. 31, 2021
<b><u>Antidilutive Securities Excluded from Computation of Earnings Per Share [Line Items]</u></b>				
<u>Antidilutive securities excluded from computation of earnings per share (in shares)</u>	21,097,831	13,381,126	16,879,990	12,731,606
<u>Preferred stock</u>				
<b><u>Antidilutive Securities Excluded from Computation of Earnings Per Share [Line Items]</u></b>				
<u>Antidilutive securities excluded from computation of earnings per share (in shares)</u>	4,015,002	11,624,155	12,330,395	11,376,970
<u>Preferred stock warrants</u>				
<b><u>Antidilutive Securities Excluded from Computation of Earnings Per Share [Line Items]</u></b>				
<u>Antidilutive securities excluded from computation of earnings per share (in shares)</u>			2,878,519	46,111
<u>Common stock warrants</u>				
<b><u>Antidilutive Securities Excluded from Computation of Earnings Per Share [Line Items]</u></b>				
<u>Antidilutive securities excluded from computation of earnings per share (in shares)</u>				1,446
<u>Options to purchase common stock</u>				
<b><u>Antidilutive Securities Excluded from Computation of Earnings Per Share [Line Items]</u></b>				
<u>Antidilutive securities excluded from computation of earnings per share (in shares)</u>	2,632,206	1,710,860	1,671,076	1,307,079

**Net Loss per Share -  
Additional information  
(Details)  
\$ / shares in Units, \$ in  
Thousands**

**12 Months Ended  
Dec. 31, 2022  
USD (\$)  
\$ / shares**

**Earnings Per Share [Abstract]**

Deemed dividend to the preferred stockholders | \$ \$ 2,829

Increase in net loss per share from deemed dividend | \$ / shares \$ 9.14

**Leases - Components of  
right-of-use assets, short-  
term lease liabilities and  
long-term leases liabilities**      **Sep. 30, 2023 Dec. 31, 2022**  
**(Details) - USD (\$)**  
**\$ in Thousands**

**Operating Leases**

Right-of-use assets                      \$ 1,252              \$ 1,381

Short-term lease liabilities                      300

Long-term lease liabilities                      1,429

**Finance Leases**

Right-of-use assets                      349

Short-term lease liabilities                      70

Long-term lease liabilities                      \$ 164

**Leases - Components of lease expense (Details) - USD (\$)**      **12 Months Ended**  
**\$ in Thousands**      **Dec. 31, 2022 Dec. 31, 2021**

**Leases**

<u>Operating lease expense</u>	\$ 443	
<b><u>Finance lease expense:</u></b>		
<u>Amortization of ROU assets</u>	16	
<u>Interest on lease liabilities</u>	4	
<u>Total finance lease expense</u>	20	
<u>Total lease expense</u>	\$ 463	\$ 385

Leases - Components of lease expense (Details) \$ in Thousands	Dec. 31, 2022 USD (\$)
<b><u>Operating Leases</u></b>	
<u>2023</u>	\$ 429
<u>2024</u>	378
<u>2025</u>	205
<u>2026</u>	213
<u>2027</u>	219
<u>Thereafter</u>	884
<u>Total undiscounted lease payments</u>	2,328
<u>Less imputed interest</u>	(600)
<u>Total lease liabilities</u>	1,728
<b><u>Finance Leases</u></b>	
<u>2023</u>	87
<u>2024</u>	87
<u>2025</u>	77
<u>2026</u>	9
<u>2027</u>	7
<u>Total undiscounted lease payments</u>	267
<u>Less imputed interest</u>	(33)
<u>Total lease liabilities</u>	\$ 234

Leases - Future minimum lease payments (Details) \$ in Thousands	Dec. 31, 2022 USD (\$)
<u>Leases</u>	
<u>2022</u>	\$ 188
<u>2023</u>	194
<u>2024</u>	199
<u>2025</u>	205
<u>2026</u>	213
<u>Thereafter</u>	1,102
<u>Total</u>	\$ 2,101



Leases - Future minimum lease payments (Details) \$ in Thousands	12 Months Ended		
	Dec. 31, 2022 USD (\$)	Dec. 31, 2021 USD (\$)	Oct. 31, 2022 USD (\$)
<b>Leases</b>			
<a href="#">Number of operating leases</a>	4		
<a href="#">Renewal term</a>	2 years		
<a href="#">Number of finance leases</a>	4		
<a href="#">Right-of-use assets</a>	\$ 349		
<a href="#">Short-term lease liabilities</a>	70		
<a href="#">Long-term lease liabilities</a>	\$ 164		
<a href="#">Weighted average life of operating lease</a>	8 years		
<a href="#">Weighted average life of finance lease</a>	3 years		
<a href="#">Weighted average discount rate of operating lease</a>	8.10%		
<a href="#">Weighted average discount rate of finance lease</a>	8.10%		
<a href="#">Total lease expense</a>	\$ 463	\$ 385	
<b>Leases</b>			
<a href="#">Number of finance leases</a>	3		
<a href="#">Copier in westminster facility</a>			
<b>Leases</b>			
<a href="#">Right-of-use assets</a>			\$ 38
<a href="#">Short-term lease liabilities</a>			6
<a href="#">Long-term lease liabilities</a>			\$ 32
<a href="#">Analytical equipment in laboratory facility</a>			
<b>Leases</b>			
<a href="#">Number of finance leases</a>	1		
<a href="#">Right-of-use assets</a>	\$ 310		
<a href="#">Short-term lease liabilities</a>	178		
<a href="#">Long-term lease liabilities</a>	\$ 132		
<a href="#">Principal administrative and production facility</a>			
<b>Leases</b>			
<a href="#">Option to extend</a>	two options		
<a href="#">Renewal term</a>	5 years		
<a href="#">Lease for office space at 2275 Half Day Road</a>			
<b>Leases</b>			
<a href="#">Renewal term</a>	3 years		

Commitments and Contingencies (Details) \$ in Thousands	Jan. 03, 2022 USD (\$)	Nov. 18, 2021 USD (\$)	Nov. 15, 2021 USD (\$) installment	Mar. 11, 2021 USD (\$)	1 Months Ended		12 Months Ended	
					Feb. 28, 2021	Oct. 31, 2017 patent	Dec. 31, 2022 USD (\$)	Dec. 31, 2021 USD (\$)
<b>Commitments and Contingencies</b>								
<a href="#">Amount of matching contribution</a>								\$ 431 \$ 287
<a href="#">Number of patents for which suit filed   patent</a>						6		
<a href="#">Number of patents for which testimony is limited   patent</a>						1		
<a href="#">Cure period</a>						60 days		
<a href="#">Damages sought value</a>				\$ 750				
<a href="#">Number of installments   installment</a>			2					
<a href="#">Maximum</a>								
<b>Commitments and Contingencies</b>								
<a href="#">Percentage of matching contribution</a>								4.00%
<a href="#">Employee's contribution of up to 3%</a>								
<b>Commitments and Contingencies</b>								
<a href="#">Percentage of matching contribution</a>								3.00%
<a href="#">Employee's contribution between 3% and 4%</a>								
<b>Commitments and Contingencies</b>								
<a href="#">Percentage of matching contribution</a>								3.50%
<a href="#">Employee's contribution between 4% and 5%</a>								
<b>Commitments and Contingencies</b>								
<a href="#">Percentage of matching contribution</a>								4.00%
<a href="#">General and administrative expense</a>								
<b>Commitments and Contingencies</b>								
<a href="#">Damages settled value</a>			\$ 425					
<a href="#">General and administrative expense   First installment</a>								
<b>Commitments and Contingencies</b>								
<a href="#">Damages settled value</a>		\$ 200						
<a href="#">General and administrative expense   Second installment</a>								
<b>Commitments and Contingencies</b>								

Damages settled value

\$ 225

**Merger Agreement with  
MedTech Acquisition  
Corporation (Details) - USD  
(\$)  
\$ / shares in Units, \$ in  
Thousands**

**Nov. 11,  
2022**      **Dec. 31,  
2022**      **Dec. 31,  
2021**

Series A-1 preferred stock

**Merger Agreement with MedTech Acquisition Corporation**

Convertible preferred stock, par value per share (in dollars per share)

\$ 0.001      \$ 0.001

Series A-2 preferred stock

**Merger Agreement with MedTech Acquisition Corporation**

Convertible preferred stock, par value per share (in dollars per share)

0.001      0.001

Series A-3 preferred stock

**Merger Agreement with MedTech Acquisition Corporation**

Convertible preferred stock, par value per share (in dollars per share)

0.001      0.001

Series A-4 preferred stock

**Merger Agreement with MedTech Acquisition Corporation**

Convertible preferred stock, par value per share (in dollars per share)

0.001      0.001

Series A-5 preferred stock

**Merger Agreement with MedTech Acquisition Corporation**

Convertible preferred stock, par value per share (in dollars per share)

0.001      0.001

Series A-6 preferred stock

**Merger Agreement with MedTech Acquisition Corporation**

Convertible preferred stock, par value per share (in dollars per share)

0.001      0.001

Series B preferred stock

**Merger Agreement with MedTech Acquisition Corporation**

Convertible preferred stock, par value per share (in dollars per share)

0.001      0.001

Series B-1 preferred stock

**Merger Agreement with MedTech Acquisition Corporation**

Convertible preferred stock, par value per share (in dollars per share)

0.001      0.001

Series B-2 preferred stock

**Merger Agreement with MedTech Acquisition Corporation**

Convertible preferred stock, par value per share (in dollars per share)

0.001      0.001

Series B-3 preferred stock

**Merger Agreement with MedTech Acquisition Corporation**

Convertible preferred stock, par value per share (in dollars per share)

\$ 0.001      \$ 0.001

TriSalus | MedTech Acquisition Corporation

**Merger Agreement with MedTech Acquisition Corporation**

Aggregate consideration payable

\$ 220,000

Warrants consideration

\$ 220,000

Deferred expenses

\$ 2,719

TriSalus | MedTech Acquisition Corporation | Series A-1 preferred stock

**Merger Agreement with MedTech Acquisition Corporation**

Convertible preferred stock, par value per share (in dollars per share) \$ 0.001  
TriSalus | MedTech Acquisition Corporation | Series A-2 preferred stock  
**Merger Agreement with MedTech Acquisition Corporation**

Convertible preferred stock, par value per share (in dollars per share) 0.001  
TriSalus | MedTech Acquisition Corporation | Series A-3 preferred stock  
**Merger Agreement with MedTech Acquisition Corporation**

Convertible preferred stock, par value per share (in dollars per share) 0.001  
TriSalus | MedTech Acquisition Corporation | Series A-4 preferred stock  
**Merger Agreement with MedTech Acquisition Corporation**

Convertible preferred stock, par value per share (in dollars per share) 0.001  
TriSalus | MedTech Acquisition Corporation | Series A-5 preferred stock  
**Merger Agreement with MedTech Acquisition Corporation**

Convertible preferred stock, par value per share (in dollars per share) 0.001  
TriSalus | MedTech Acquisition Corporation | Series A-6 preferred stock  
**Merger Agreement with MedTech Acquisition Corporation**

Convertible preferred stock, par value per share (in dollars per share) 0.001  
TriSalus | MedTech Acquisition Corporation | Series B preferred stock  
**Merger Agreement with MedTech Acquisition Corporation**

Convertible preferred stock, par value per share (in dollars per share) 0.001  
TriSalus | MedTech Acquisition Corporation | Series B-1 preferred stock  
**Merger Agreement with MedTech Acquisition Corporation**

Convertible preferred stock, par value per share (in dollars per share) 0.001  
TriSalus | MedTech Acquisition Corporation | Series B-2 preferred stock  
**Merger Agreement with MedTech Acquisition Corporation**

Convertible preferred stock, par value per share (in dollars per share) 0.001  
TriSalus | MedTech Acquisition Corporation | Series B-3 preferred stock  
**Merger Agreement with MedTech Acquisition Corporation**

Convertible preferred stock, par value per share (in dollars per share) \$ 0.001

