

SECURITIES AND EXCHANGE COMMISSION

FORM 8-K

Current report filing

Filing Date: **2017-06-01** | Period of Report: **2017-05-31**
SEC Accession No. [0001308606-17-000080](#)

([HTML Version](#) on [secdatabase.com](#))

FILER

SPIRIT REALTY CAPITAL, INC.

CIK: **1308606** | IRS No.: **201676382** | State of Incorporation: **MD** | Fiscal Year End: **1231**
Type: **8-K** | Act: **34** | File No.: **001-36004** | Film No.: **17882798**
SIC: **6512** Operators of nonresidential buildings

Mailing Address
2727 NORTH HARWOOD
STREET
SUITE 300
DALLAS TX 75201

Business Address
2727 NORTH HARWOOD
STREET
SUITE 300
DALLAS TX 75201
972.476.1900

**UNITED STATES
SECURITIES AND EXCHANGE COMMISSION**
Washington, D.C. 20549

FORM 8-K

CURRENT REPORT
Pursuant to Section 13 or 15(d)
of The Securities Exchange Act of 1934

Date of Report (Date of earliest event reported): May 31, 2017

SPIRIT REALTY CAPITAL, INC.

(Exact name of registrant as specified in its charter)

Maryland
(State or other jurisdiction
of incorporation)

001-36004
(Commission File Number)

20-1676382
(I.R.S. Employer
Identification No.)

2727 North Harwood Drive, Suite 300
Dallas, Texas 75201
(Address of principal executive offices) (Zip Code)

Registrant's telephone number, including area code: (972) 476-1900

Not Applicable
(Former name or former address, if changed since last report.)

Check the appropriate box below if the Form 8-K filing is intended to simultaneously satisfy the filing obligation of the registrant under any of the following provisions (see General Instruction A.2. below):

- Written communications pursuant to Rule 425 under the Securities Act (17 CFR 230.425)
 - Soliciting material pursuant to Rule 14a-12 under the Exchange Act (17 CFR 240.14a-12)
 - Pre-commencement communications pursuant to Rule 14d-2(b) under the Exchange Act (17 CFR 240.14d-2(b))
 - Pre-commencement communications pursuant to Rule 13e-4(c) under the Exchange Act (17 CFR 240.13e-4(c))
-

Indicate by check mark whether the registrant is an emerging growth company as defined in Rule 405 of the Securities Act of 1933 (17 CFR §230.405) or Rule 12b-2 of the Securities Exchange Act of 1934 (17 CFR §240.12b-2).

Emerging growth company

If an emerging growth company, indicate by check mark if the registrant has elected not to use the extended transition period for complying with any new or revised financial accounting standards provided pursuant to Section 13(a) of the Exchange Act.

ITEM 2.02 RESULTS OF OPERATIONS AND FINANCIAL CONDITION.

On May 31, 2017, Spirit Realty Capital, Inc. (the "Company") released (i) an addendum (the "Addendum"), attached hereto as Exhibit 99.1, to the supplemental report of financial and operating information of the Company for the quarter ended March 31, 2017 filed with the Securities and Exchange Commission on May 3, 2017, and (ii) a listing of property held and used as of December 31, 2016 (the "Real Estate Held and Used"), attached hereto as Exhibit 99.2.

The information set forth in this Item 2.02, Item 7.01 and in the attached Exhibits 99.1 and 99.2 is being "furnished" and shall not be deemed "filed" for purposes of Section 18 of the Securities Exchange Act of 1934, as amended, and is not incorporated by reference into any of the Company's filings, whether made before or after the date hereof, regardless of any general incorporation language in any such filing.

ITEM 7.01 REGULATION FD DISCLOSURE.

See Item 2.02 above regarding the Company's disclosure of the Addendum and the Property Listing.

ITEM 9.01 FINANCIAL STATEMENTS AND EXHIBITS.

(d) Exhibits.

- 99.1 Addendum to Spirit Realty's Q1 2017 Supplemental Financial and Operating Information.
 - 99.2 Real Estate Held and Used as of December 31, 2016.
-

SIGNATURES

Pursuant to the requirements of the Securities Exchange Act of 1934, the registrant has duly caused this report to be signed on its behalf by the undersigned hereunto duly authorized.

SPIRIT REALTY CAPITAL, INC.

By: /s/ Phillip D. Joseph, Jr.
Phillip D. Joseph, Jr.
Chief Financial Officer, Executive Vice
President and Treasurer (*Principal
Financial Officer*)

Date: May 31, 2017

EXHIBIT INDEX

<u>Exhibit Number</u>	<u>Description</u>
99.1	Addendum to Spirit Realty's Q1 2017 Supplemental Financial and Operating Information.
99.2	Real Estate Held and Used as of December 31, 2016.



ADDENDUM TO Q1 2017 SUPPLEMENTAL FINANCIAL & OPERATING INFORMATION

FORWARD LOOKING STATEMENTS

Statements contained in these slides by Spirit Realty Capital, Inc. ("Spirit," the "Company," "we," "us," or "our") that are not strictly historical are forward-looking statements within the meaning of the Private Securities Litigation Reform Act of 1995 and other federal securities laws. These forward-looking statements can be identified by the use of words such as "expects," "plans," "targets," "estimates," "projects," "intends," "believes," "guidance," and other similar expressions that do not relate to historical matters. These forward-looking statements are subject to known and unknown risks and uncertainties that can cause actual results to differ materially from those currently anticipated due to a number of factors which include, but are not limited to, Spirit's continued ability to source new investments, risks associated with using debt and equity financing to fund Spirit's business activities (including refinancing and interest rate risks, changes in interest rates and/or credit spreads, changes in the price of our common stock, conditions of the debt and equity capital markets generally, and changes in the real estate markets), unknown liabilities acquired in connection with acquired properties, portfolios of properties or interests in real-estate related entities, general risks affecting the real estate industry and local real estate markets (including, without limitation, the market value of our properties, the inability to enter into or renew leases at favorable rates, portfolio occupancy varying from our expectations, dependence on our tenants' financial condition and operating performance (particularly our main tenant, ShopKo), and competition from other developers, owners and operators of real estate), potential fluctuations in the consumer price index, risks associated with our failure to maintain our status as a real estate investment trust ("REIT") under the Internal Revenue Code of 1986, as amended, and additional risks discussed in Spirit's most recent filings with the Securities and Exchange Commission from time to time, including Spirit's Annual Report on Form 10-K for the year ended December 31, 2016. Spirit expressly disclaims any responsibility to update or revise forward-looking statements, whether as a result of new information, future events or otherwise, except as required by law.

TABLE OF CONTENTS

	Page
Net Asset Value Components	4
Top 100 Tenants	5
Asset Type Diversification	
Portfolio Diversification	7
Asset Type Diversification— Retail	8
Asset Type Diversification— Industrial	11
Asset Type Diversification— Office	12
Appendix	13
Reporting Definitions	14

NET ASSET VALUE COMPONENTS

\$ in thousands

Owned Properties	Number of Properties	Real Estate Investment	Net Book Value	Annualized Cash Rents	Wtd. Avg. Lease Term (Years)
ShopKo ⁽¹⁾	111	\$ 614,676	\$ 427,527	\$ 51,102	15.8
Master Trust A (net of ShopKo, Vacant and Vacant Deed-in-Lieu) ⁽²⁾⁽³⁾	809	1,930,656	1,527,550	152,919	9.3
Master Trust B (net of Vacant and Vacant Deed-in-Lieu) ⁽⁴⁾	223	429,870	374,082	34,855	11.0
Vacant and Vacant Deed-in-Lieu ⁽⁵⁾	57	95,677	85,887	-	-
Remainder ⁽⁶⁾	1,314	5,037,408	4,506,647	365,479	10.3
Total Owned Properties	2,514	\$ 8,108,287	\$ 6,921,693	\$ 604,355	10.5
Other Assets			Net Book Value		
Cash and Equivalents				\$ 9,309	
Restricted Cash				43,374	
Accounts Receivable, Prepaid Assets and Other Tangible Assets, net				25,082	
Total Other Assets				\$ 77,765	
		Number of Properties	Principal Outstanding	Wtd. Avg. Stated Int. Rate	Wtd. Avg. Maturity (Years)
Loans Receivable		74	\$ 61,212	9.55%	3.9
			Principal Outstanding	Wtd. Avg. Stated Int. Rate	Wtd. Avg. Maturity (Years)
Debt					
Revolving Credit Facility			\$ 129,000	2.14%	2.0
Term Loan			420,000	2.33%	1.6
Senior Unsecured Notes			300,000	4.45%	9.5
Master Trust A			1,351,441	5.10%	6.3
Master Trust B			316,238	4.72%	4.7
CMBS			478,687	5.60%	3.9
Convertible Notes			747,500	3.28%	3.0
Total Debt			\$ 3,742,866	4.31%	4.8
			Net Book Value		
Accounts Payable, Accrued Expenses and Other Tangible Liabilities			\$ 146,836		
Shares of Common Stock Outstanding			484,026,824		
Notes:	# of Properties	Real Estate Investment	Net Book Value	Sale Proceeds	Annualized Cash Rents
⁽¹⁾ ShopKo properties sold subsequent to March 31, 2017	5	\$ 23,252	\$ 17,492	\$ 25,500	\$ 2,011
⁽²⁾ Master Trust A properties included in ShopKo	4	\$ 8,720	\$ 6,902		\$ 820
⁽³⁾ Master Trust A properties included in Vacant and Vacant Deed-in-Lieu	23	\$ 26,088	\$ 24,079		-
⁽⁴⁾ Master Trust B properties included in Vacant and Vacant Deed-in-Lieu	4	\$ 4,880	\$ 4,655		-
⁽⁵⁾ CMBS properties included in Vacant and Vacant Deed-in-Lieu	3	\$ 12,936	\$ 8,717		-
⁽⁶⁾ CMBS properties included in Remainder	124	\$ 768,889	\$ 675,532		\$ 56,729

Please see Appendix at the back of this addendum for Reporting Definitions. All data as of March 31, 2017, except as otherwise indicated.

TOP 100 TENANTS

Top 100 tenants generate 76% of total Normalized Rental Revenue
We receive financial information for tenants generating 95% of our total Normalized Rental Revenue

Concept (Tenant)	Number of Properties	Master Lease	Rent Escalators	Tenant Level Reporting	Percent of Normalized Rental Revenue	Concept (Tenant)	Number of Properties	Master Lease	Rent Escalators	Tenant Level Reporting	Percent of Normalized Rental Revenue
1 ShopKo	111	✓	✓	✓	8.1%	26 Buehler's Food Market	5	✓	✓	✓	0.9%
2 Walgreens	47			✓	2.6%	27 Crème De La Crème	9	✓	✓	✓	0.9%
3 AMC Theatres/Carmike Cinemas	17		✓	✓	2.3%	28 Applebee's	22	✓	✓	✓	0.9%
4 Church's Chicken	190	✓		✓	2.1%	29 Lowe's	7			✓	0.8%
5 Circle K	83		✓	Public	1.9%	30 FedEx	5		✓	Public	0.8%
6 Academy Sports	6		✓	Corp	1.9%	31 At Home	7		✓	Public	0.8%
7 Albertsons	23		✓	✓	1.8%	32 Casual Male	1		✓	Public	0.8%
8 CVS	36		✓*	✓*	1.5%	33 Main Event Entertainment	6	✓	✓	✓	0.7%
9 C-Store (GPM Investments, LLC)	105	✓	✓	✓	1.5%	34 Sportsman's Warehouse	10	✓	✓	✓	0.7%
10 Regal Cinemas	15		✓	✓*	1.5%	35 Heartland Dental	59	✓	✓	✓	0.7%
11 CarMax	8		✓	Public	1.4%	36 Pep Boys	12	✓	✓	✓	0.6%
12 Home Depot	6		✓	Public	1.4%	37 Taco Bueno	38	✓	✓	✓	0.6%
13 Mister Car Wash	23	✓	✓	✓	1.1%	38 Specialists in Urology (21st Century Oncology Holdings, Inc.)	9	✓	✓	✓	0.6%
14 Ferguson Enterprises	8		✓	Public	1.1%	39 Koh's	6		✓*	Public	0.6%
15 Dollar General	69		✓	Public	1.1%	40 C-Store (White Oak Station, LLC)	24	✓	✓	✓	0.6%
16 The Great Escape	14	✓	✓	✓	1.0%	41 Imagine Theaters	8	✓	✓	✓	0.6%
17 Advance Auto Parts	56	✓	✓	✓	1.0%	42 Georgia Theatre	4	✓	✓	✓	0.6%
18 Goodrich Quality Theaters	5	✓	✓	✓	1.0%	43 Gander Mountain	6		✓	Corp	0.5%
19 Rite Aid	25		✓*	✓*	1.0%	44 Norms	10	✓	✓	✓	0.5%
20 Red Lobster Restaurants	29	✓	✓	✓	1.0%	45 Station Casinos	1		✓	Public	0.5%
21 BJ's Wholesale Club	4		✓	✓	1.0%	46 South Carolina Oncology Associates	1		✓	✓	0.5%
22 PetSmart	6		✓	Corp	1.0%	47 Express Oil Change	23	✓	✓	✓	0.5%
23 Tractor Supply	26		✓	Public	1.0%	48 Smokey Bones Bar & Fire Grill	13	✓	✓	✓	0.5%
24 Smart & Final	5	✓	✓	✓	0.9%	49 Courthouse Athletic Club	5	✓	✓	✓	0.5%
25 LA Fitness	7		✓	Corp	0.9%	50 Asaron's, Inc.	26	✓	✓	✓	0.5%
Top 50 Tenants							1,241				57.3%

- ✓ Indicates all or a majority of the Tenant's Normalized Rental Revenue is subject to the respective characteristic (i.e., master lease, rent escalators or tenant reporting).
- ✓* Indicates less than a majority of the Tenant's Normalized Rental Revenue is subject to rent escalators or tenant reporting.

Public - Publicly listed companies with publicly available financials. Corp - Includes corporate level financials provided directly to Spirit.

Please see Appendix at the back of this addendum for Reporting Definitions. All data as of March 31, 2017, except as otherwise indicated.

TOP 100 TENANTS (CONTINUED)

Top 100 tenants generate 76% of total Normalized Rental Revenue
We receive financial information for tenants generating 95% of our total Normalized Rental Revenue

Concept (Tenant)	Number of Properties	Master Lease	Rent Escalators	Tenant Level Reporting	Percent of Normalized Rental Revenue	Concept (Tenant)	Number of Properties	Master Lease	Rent Escalators	Tenant Level Reporting	Percent of Normalized Rental Revenue
51 Camping World	7		✓	✓	0.5%	76 Big Sandy Furniture	7	✓	✓	✓	0.3%
52 C-Store (Supernova Fuel & Merc, LLC)	6	✓	✓	✓	0.5%	77 Crunch Fitness	4		✓	✓	0.3%
53 Best Buy	5		✓	Public	0.5%	78 AT&T	2		✓	Public	0.3%
54 Flying J Travel Plaza	3	✓	✓	✓	0.5%	79 PwC	1		✓		0.3%
55 C-Store (Living Oil Marketing, Inc.)	37		✓	✓	0.5%	80 Curacao	1		✓	Corp	0.3%
56 Dave & Buster's	3		✓	Public	0.5%	81 Old Time Pottery	3		✓	✓	0.3%
57 Pine Creek Medical Center	2	✓	✓	✓	0.5%	82 Wal-Mart	4			Public	0.3%
58 Mealey's Furniture	4	✓	✓	✓	0.5%	83 24 Hour Fitness	2		✓	Corp	0.3%
59 Defined Fitness	5	✓	✓	✓	0.5%	84 Martin's	16	✓	✓	✓	0.3%
60 B&B Theatres	4	✓	✓	✓	0.4%	85 Children's Learning Adventure	3	✓	✓	✓	0.3%
61 J. Jill	1		✓	Public	0.4%	86 Raymour & Flanigan Furniture	2		✓	✓	0.3%
62 Office Depot	11		✓*	Public	0.4%	87 Gold's Gym	3		✓	✓	0.3%
63 HOM Furniture	3		✓	✓	0.4%	88 Church's Chicken	35	✓	✓	✓	0.3%
64 America's Auto Auction	6	✓	✓	✓	0.4%	89 HD Supply	27		✓	Public	0.3%
65 Hardee's	24	✓	✓	✓	0.4%	90 C-Store (Mountain Express Oil Company Southeast, LLC)	13	✓	✓	✓	0.3%
66 C-Store (Town Star Holdings, LLC)	12	✓	✓	✓	0.4%	91 Circus Trix	7	✓	✓	✓	0.3%
67 Arby's	25		✓	✓	0.4%	92 Golden Corral	7	✓	✓	✓	0.3%
68 C-Store (US Investment Group, Inc.)	13	✓	✓	✓	0.4%	93 Ladybird Academy	6	✓	✓	✓	0.3%
69 Big A's	2	✓	✓	✓	0.4%	94 KFC	17		✓	✓	0.3%
70 American Lubefast	29	✓	✓	✓	0.4%	95 Malibu Boats	2	✓	✓	✓	0.3%
71 Mills Fleet Farm	1		✓	✓	0.4%	96 Southern Theatres	2		✓	✓	0.3%
72 Children's Network	20		✓	✓	0.4%	97 Brookshire Brothers	12		✓	✓	0.3%
73 Universal Tax Systems	1			✓	0.4%	98 Food City	3		✓	✓	0.3%
74 Zips Car Wash	12	✓	✓	✓	0.4%	99 Emergency Centers (Exceptional Health Care, Inc.)	3	✓	✓	✓	0.3%
75 Sunney Delight	1		✓	Corp	0.3%	100 Staples	6		✓*	Public	0.3%
						Top 100 Tenants	1,666				75.6%

✓ Indicates all or a majority of the Tenant's Normalized Rental Revenue is subject to the respective characteristic (i.e., master lease, rent escalators or tenant reporting).

✓* Indicates less than a majority of the Tenant's Normalized Rental Revenue is subject to rent escalators or tenant reporting.

Public - Publicly listed companies with publicly available financials. Corp - Includes corporate level financials provided directly to Spirit.

Please see Appendix at the back of this addendum for Reporting Definitions. All data as of March 31, 2017, except as otherwise indicated.

PORTFOLIO DIVERSIFICATION

Predominately Service Retail Focus

\$8.1 Billion Real Estate Investment

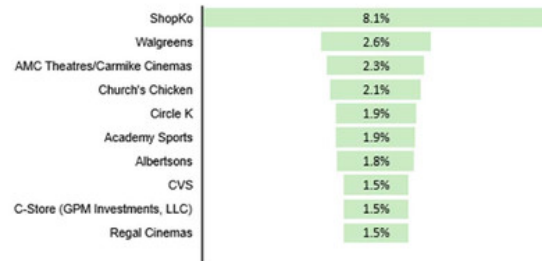
3.0x Unit Level Rent Coverage (2.5x Median)

86% NNN Leases

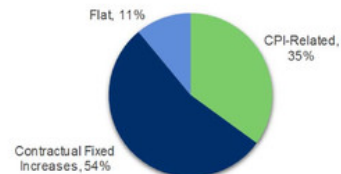
Focus on Service Retail

	Percent of Normalized Rental Revenue
Restaurants - Casual Dining	8.4 %
Restaurants - Quick Service	8.0 %
Movie Theaters	7.2 %
Convenience Stores	7.1 %
Drug Stores / Pharmacies	5.2 %
Health and Fitness	4.2 %
Automotive Service	2.7 %
Education	2.6 %
Entertainment	2.2 %
Automotive Dealers	2.2 %
Car Washes	1.7 %
Medical / Other Office	0.7 %
Pet Supplies & Service	0.3 %
Service Retail	52.5 %
General Merchandise	9.7 %
Grocery	6.0 %
Specialty Retail	2.9 %
Home Furnishings	2.7 %
Home Improvement	2.4 %
Other Retail	9.4 %
Traditional Retail	33.1 %
Industrial	7.9 %
Office	6.5 %

One of Highest Diversified Amongst Peers



Organic Growth: Contractual Rent Increases



Please see Appendix at the back of this addendum for Reporting Definitions. All data as of March 31, 2017, except as otherwise indicated.

ASSET TYPE DIVERSIFICATION— RETAIL

2,322
Properties

39.1 Million
Square Feet

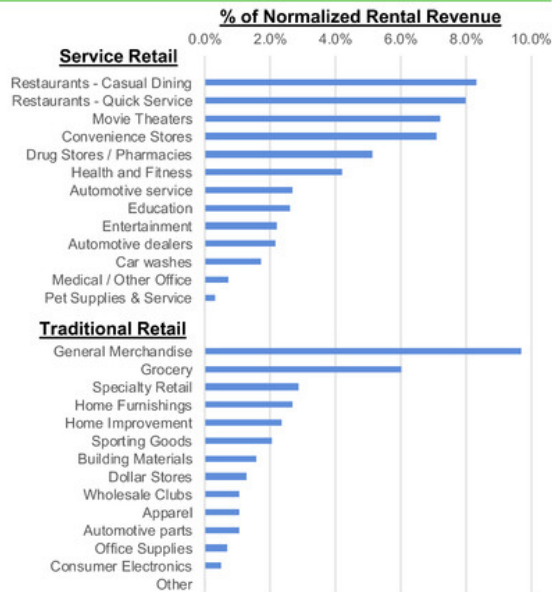
97.8%
Occupancy

\$7.0 Billion
Real Estate
Investment

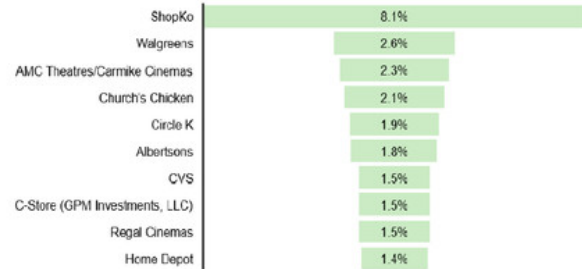
85.6% of
Normalized
Rental
Revenue

84% NNN
Leases

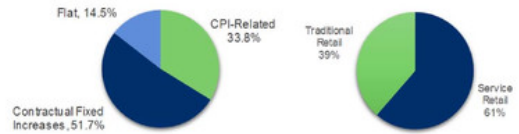
Predominately Service Retail



Diversification > Concentration



Organic Growth and Retail Profile



3

Please see Appendix at the back of this addendum for Reporting Definitions. All data as of March 31, 2017, except as otherwise indicated.

SERVICE RETAIL

Service Retail tenants account for 61% of our total Retail Normalized Rental Revenue

Service Retail: Restaurants - Casual Dining		Service Retail: Movie Theaters	
Red Lobster Restaurants	1.0%	AMC Theatres/Carmike Cinemas	2.3%
Applebee's	0.9%	Regal Cinemas	1.5%
Norms	0.5%	Goodrich Quality Theaters	1.0%
Smokey Bones Bar & Fire Grill	0.5%	Emagine Theatres	0.6%
Golden Corral	0.3%	Georgia Theatre	0.6%
Joe's Crab Shack	0.2%	B&B Theatres	0.4%
Buffalo Wild Wings/Bagger Dave's	0.2%	Southern Theatres	0.3%
Sonny's BBQ	0.2%	Cinemark	0.2%
Sirloin Stockade	0.2%	AMC Theatres	0.2%
Pizza Hut	0.2%		
Service Retail: Restaurants - Quick Service		Service Retail: Convenience Stores	
Church's Chicken	2.1%	Circle K	1.9%
Taco Bueno	0.6%	C-Store (GPM Investments, LLC)	1.5%
Hardee's	0.4%	C-Store (White Oak Station, LLC)	0.6%
Arby's	0.4%	C-Store (Supermesa Fuel & Merc, LLC)	0.5%
Martin's	0.3%	Flying J Travel Plaza	0.5%
Church's Chicken	0.3%	C-Store (Irving Oil Marketing, Inc.)	0.5%
KFC	0.3%	C-Store (Town Star Holdings, LLC)	0.4%
Red Mesa Grill	0.2%	C-Store (US Investment Group, Inc.)	0.4%
Burger King	0.2%	C-Store (Mountain Express Oil Company Southeast, LLC)	0.3%
Sonic	0.2%	C-Store (Jordan Oil Company of the Carolinas, Inc.)	0.2%
Service Retail: Drug Stores / Pharmacies		Service Retail: Health and Fitness	
Walgreens	2.6%	LA Fitness	0.9%
CVS	1.5%	Courthouse Athletic Club	0.5%
Rite Aid	1.0%	Defined Fitness	0.5%
		Crunch Fitness	0.3%
		24 Hour Fitness	0.3%
		Gold's Gym	0.3%
		Gold's Gym	0.3%
		In-Shape	0.2%
Service Retail: Education			
Crème De La Crème	0.9%		
Children's Network	0.4%		
Children's Learning Adventure	0.3%		
Ladybird Academy	0.3%		
Childtime	0.2%		

9

Please see Appendix at the back of this addendum for Reporting Definitions. All data as of March 31, 2017, except as otherwise indicated.

SERVICE AND TRADITIONAL RETAIL

Traditional Retail tenants account for 39% of our total Retail Normalized Rental Revenue

Service Retail: Automotive Service		Traditional Retail: Home Furnishings	
Pep Boys	0.6%	Mealey's Furniture	0.5%
Express Oil Change	0.5%	HOM Furniture	0.4%
American Lubefast	0.4%	Big Sandy Furniture	0.3%
Uncle Ed's Oil Shoppe	0.2%	Raymour & Flanigan Furniture	0.3%
Caliber Collision	0.2%	Jo-Ann's	0.2%
		Hobby Lobby	0.2%
		La-Z-Boy	0.2%
Service Retail: Entertainment		Retail: Other *	
Main Event Entertainment	0.7%	Home Depot	1.4%
Dave & Buster's	0.5%	CarMax	1.3%
Big A's	0.4%	Mster Car Wash	1.1%
CircusTriX	0.3%	Dollar General	1.1%
Traditional Retail: General Merchandise		Advance Auto Parts	1.0%
ShopKo	8.1%	BJ's Wholesale Club	1.0%
Aaron's, Inc.	0.5%	Tractor Supply	0.9%
Curacao	0.3%	Lowe's	0.8%
Old Time Pottery	0.3%	Sportsman's Warehouse	0.7%
Wal-Mart	0.3%	Kohl's	0.6%
Traditional Retail: Grocery		Ferguson Enterprises	0.6%
Albertsons	1.8%	Gander Mountain	0.5%
Smart & Final	0.9%	Best Buy	0.5%
Buehler's Food Market	0.9%	Office Depot	0.4%
Brookshire Brothers	0.3%	America's Auto Auction	0.4%
Food City	0.3%	Mills Fleet Farm	0.4%
Gelson's Markets	0.2%	Zips Car Wash	0.4%
Missoula Fresh Market	0.2%	Academy Sports	0.3%
WinCo Grocery	0.2%	PetSmart	0.3%
Marsh Supermarket	0.2%	Emergency Centers (Exceptional Health Care, Inc.)	0.3%
Family Fare Supermarket	0.2%	Staples	0.3%
Traditional Retail: Specialty Retail		Neighbor's Emergency Center	0.2%
The Great Escape	1.0%	Clean Freak	0.2%
At Home	0.8%	Family Dollar	0.2%
Camping World	0.5%		
Pike Nursery	0.3%		

*Includes all remaining industries for retail asset types.

ASSET TYPE DIVERSIFICATION— INDUSTRIAL

73
Properties

10.7 Million
Square Feet

94.5%
Occupancy

\$645.9
Million Real
Estate
Investment

7.9% of
Normalized
Rental
Revenue

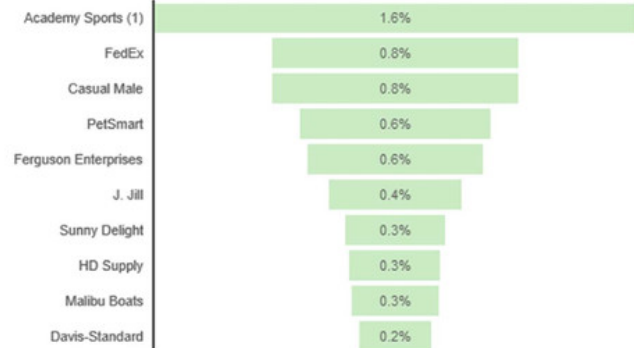
75% NNN
Leases

Industry Diversification

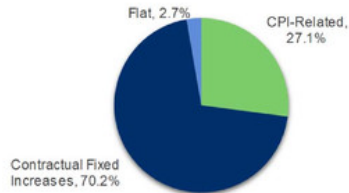
% of Normalized Rental Revenue



Top 10 Tenant Diversification



Lease Escalation



(1) Includes 1.5mm sqf. distribution center in Katy, Texas.

Please see Appendix at the back of this addendum for Reporting Definitions. All data as of March 31, 2017, except as otherwise indicated.

ASSET TYPE DIVERSIFICATION— OFFICE

119
Properties

2.2 Million
Square Feet

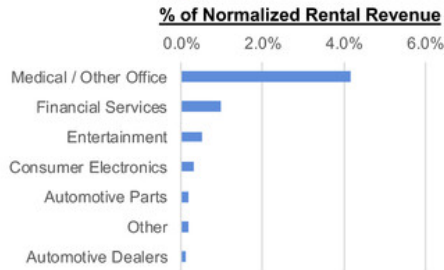
98.3%
Occupancy

\$474.3
Million Real
Estate
Investment

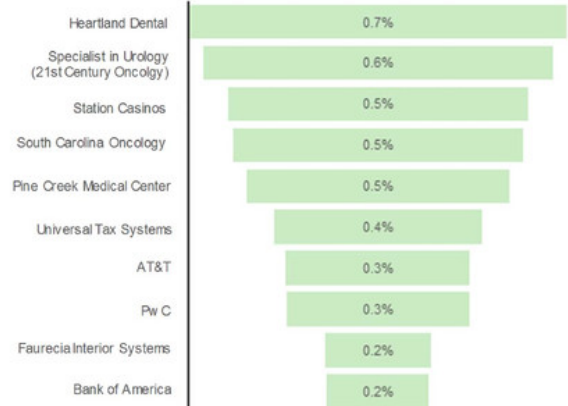
6.5% of
Normalized
Rental
Revenue

68% NNN
Leases

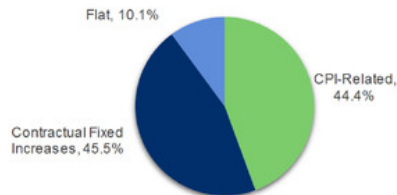
Industry Diversification



Top 10 Tenant Diversification



Lease Escalation





SPIRIT
REALTY

APPENDIX



REPORTING DEFINITIONS

Annualized Cash Rent represents the annualized monthly contractual cash rent, less any rent reserved for, multiplied by twelve.

CMBS are those notes secured by commercial real estate and rents therefrom under which certain indirect wholly-owned special purpose entity subsidiaries of the Company are the borrowers. These liabilities are discussed in greater detail in our financial statements and the notes thereto included in our periodic reports filed with the SEC.

GAAP are the Generally Accepted Accounting Principles in the United States.

Gross Investment represents the gross acquisition cost including the contracted purchase price and related capitalized transaction costs.

Master Trust A and Master Trust B (collectively, Master Trust Notes) are net-lease mortgage notes issued under the Spirit Master Funding Program and the securitization trusts established thereunder. Indirect special purpose entity subsidiaries of the Company are the borrowers. These liabilities are discussed in greater detail in our financial statements and the notes thereto included in our periodic reports filed with the SEC.

Net Asset Value (NAV) We believe disclosing information frequently used in the calculation of NAV is useful to investors and because it enables and facilitates calculation of a metric frequently used by our management as one method to estimate the fair value of our business. The assessment of the fair value of our business is subjective in that it involves estimates and assumptions and can be calculated using various methods. Therefore, we have presented certain information regarding our financial and operating results, as well as our assets and liabilities that we believe are important in calculating our NAV, but have not presented any specific methodology nor provided any guidance on the assumptions or estimates that should be used in the calculation of NAV. The components of NAV do not

consider the potential changes in the value of assets, the collectability of rents or other receivable obligations, or the value associated with our operating platform.

Net Book Value represents the Real Estate Investment value net of accumulated depreciation.

Normalized Rental Revenue Represents monthly GAAP rentals and earned income from direct financing leases from our Owned Properties recognized during the final month of the reporting period, adjusted to exclude GAAP rentals and earned income from direct financing leases contributed from properties sold during that period and adjusted to include a full month of GAAP rentals for properties acquired during that period. We use Normalized Rental Revenue when calculating certain metrics that are useful to evaluate portfolio credit, asset type, industry and geographic diversity and to manage risk.

Occupancy is calculated by dividing the number of economically yielding Owned Properties in the portfolio as of the measurement date by the number of total Owned Properties on said date.

Owned Properties refers to properties owned fee-simple or ground leased by Company subsidiaries as lessee.

Real Estate Investment represents the Gross Investment plus improvements less impairment charges.

Senior Unsecured Notes refers to the \$300 million aggregate principal amount of 4.450% senior unsecured notes due 2026.

Tenant represents the legal entity ultimately responsible for obligations under the lease agreement or an affiliated entity. Other tenants may operate the same or similar business concept or brand.

Tenant Reporting consists of one or more of sales, income statement or similar data generated by the leased property. We either receive property level financials with varied frequency or we receive corporate level financials. Includes publicly listed companies with publicly available financial statements.

Term Loan refers to a \$420.0 million unsecured term facility which includes an accordion feature which allows the facility to be increased to up to \$600.0 million, subject to obtaining additional lender commitments. Borrowings may be repaid without premium or penalty, and may be re-borrowed within 30 days up to the then available loan commitment.

Unit Level Rent Coverage is used as an indicator of individual asset profitability, as well as signaling the property's importance to our tenants' financial viability. We calculate this ratio by dividing our reporting tenants' trailing 12-month EBITDAR (earnings before interest, tax, depreciation, amortization and rent) by annual contractual rent.

Weighted Average Stated Interest Rate is calculated by dividing the sum product of (a) coupon interest rate of each note and (b) the principal balance outstanding of each note by (c) the sum of the total principal balances outstanding for all notes in the sample.

2015 Credit Facility refers to the \$800 million unsecured credit facility which matures on March 31, 2019. The 2015 Credit Facility includes sublimits for swingline loans and letters of credit issuances. Swingline loans and letters of credit reduce availability under the 2015 Credit Facility. The ability to borrow under the 2015 Credit Facility is subject to the ongoing compliance with customary financial covenants.

Real Estate Held and Used as of December 31, 2016

Exhibit 99.2

Tenant / Concept	City, State	Encumbrances (a)	Cost Capitalized Subsequent to				Gross Amount at		Total	Final Accum.	Date of Construction	Date Acquired	Life on which depreciation is based Statement of Operations is computed
			Initial Cost to Company		Acquisition including Impairment		December 31, 2016 (g)						
			Land and Improvements	Buildings and Improvements	Improvements / Land	Improvements / Building	Land and Improvements	Buildings and Improvements					
24 Hour Fitness	Aurora, CO	(c)	1,452	4,413	-	-	1,452	4,413	5,865	(562)	1995	7/17/2013	11 to 30 Years
24 Hour Fitness	Lancaster, CA	(c)	6,962	9,255	-	-	6,962	9,255	16,237	(699)	1987	5/7/2015	9 to 30 Years
Aaron's, Inc.	Alamogordo, NM	(a)	476	560	-	-	476	560	1,036	(111)	2006	7/17/2013	8 to 40 Years
Aaron's, Inc.	Anderson, SC	(a)	351	966	-	-	351	966	1,317	(108)	1992	7/17/2013	10 to 41 Years
Aaron's, Inc.	Baton Rouge, LA	(a)	328	996	-	-	328	996	1,324	(127)	1999	7/17/2013	10 to 40 Years
Aaron's, Inc.	Beeville, TX	(a)	101	1,814	-	-	101	1,814	1,915	(152)	2004	7/17/2013	10 to 45 Years
Aaron's, Inc.	Calumet City, IL	(a)	390	949	-	-	390	949	1,342	(136)	1977	7/17/2013	9 to 32 Years
Aaron's, Inc.	Charlotte, NC	(a)	371	598	-	-	371	598	969	(123)	1957	7/17/2013	8 to 25 Years
Aaron's, Inc.	Chiefland, FL	(a)	376	1,206	-	-	376	1,206	1,582	(141)	2007	7/17/2013	10 to 47 Years
Aaron's, Inc.	Clanton, AL	(a)	350	816	-	-	350	816	1,166	(99)	2007	7/17/2013	10 to 45 Years
Aaron's, Inc.	Elisee, MD	(a)	294	1,973	-	-	294	1,973	2,267	(172)	1998	7/17/2013	10 to 45 Years
Aaron's, Inc.	Forsell City, AR	(a)	331	860	-	-	331	860	1,191	(95)	2002	7/17/2013	10 to 45 Years
Aaron's, Inc.	Gilfin, GA	(a)	459	1,322	-	-	459	1,322	1,781	(141)	2007	7/17/2013	10 to 49 Years
Aaron's, Inc.	Grovetown, GA	(a)	425	933	-	-	425	933	1,358	(115)	2007	7/17/2013	10 to 45 Years
Aaron's, Inc.	Harrisonville, MO	(a)	316	466	-	-	316	466	782	(101)	1996	7/17/2013	8 to 33 Years
Aaron's, Inc.	Hartsville, SC	(a)	536	813	-	-	536	813	1,349	(140)	2007	7/17/2013	10 to 37 Years
Aaron's, Inc.	Largo, FL	(a)	758	1,025	-	-	758	1,025	1,783	(125)	1999	7/17/2013	9 to 36 Years
Aaron's, Inc.	Mansfield, TX	(a)	859	599	-	-	859	599	1,458	(106)	2007	7/17/2013	10 to 34 Years
Aaron's, Inc.	Mineral Wells, TX	(a)	448	878	-	-	448	878	1,326	(114)	2008	7/17/2013	10 to 42 Years
Aaron's, Inc.	Navasota, TX	(a)	322	868	-	-	322	868	1,190	(113)	2007	7/17/2013	10 to 44 Years
Aaron's, Inc.	Okeechobee, FL	(a)	409	1,298	-	-	409	1,298	1,707	(135)	2006	7/17/2013	10 to 47 Years
Aaron's, Inc.	Rensselaer, NY	(a)	705	657	-	-	705	657	1,362	(367)	1971	7/17/2013	3 to 13 Years
Aaron's, Inc.	Rome, NY	(a)	436	899	-	-	436	899	1,335	(127)	1996	7/17/2013	10 to 28 Years
Aaron's, Inc.	Sandersville, GA	(a)	503	751	-	-	503	751	1,254	(106)	2006	7/17/2013	10 to 45 Years
Aaron's, Inc.	Shrewport, LA	(a)	374	490	-	-	374	490	864	(124)	2001	7/17/2013	10 to 31 Years
Aaron's, Inc.	Sweetwater, TX	(a)	415	1,097	-	-	415	1,097	1,512	(128)	2006	7/17/2013	10 to 47 Years
Aaron's, Inc.	Wichita, KS	(a)	236	741	-	-	236	741	977	(81)	1990	7/17/2013	10 to 42 Years
Aaron's, Inc.	Wilson, NY	(a)	1,348	2,165	-	-	1,348	2,165	3,513	(530)	2000	7/17/2013	8 to 27 Years
ABRA	Suwanee, GA	(a)	480	1,350	-	-	480	1,350	1,830	(181)	1986	10/21/2013	13 to 20 Years
Academy Sports	Greenville, TX	(a)	2,229	5,181	-	-	2,229	5,181	7,410	(19)	2016	12/7/2016	14 to 40 Years
Academy Sports	Katy, TX	(c)	13,144	96,194	-	-	13,144	96,194	109,338	(11,000)	1976	7/17/2013	8 to 24 Years
Academy Sports	Lufkin, TX	(b)	1,922	2,755	-	-	1,922	2,755	4,677	(481)	2003	7/17/2013	9 to 30 Years
Academy Sports	Macon, GA	(c)	1,921	4,890	-	-	1,921	4,890	6,811	(795)	2005	7/17/2013	10 to 30 Years
Academy Sports	N. Richland Hills, TX	(c)	1,950	5,451	-	-	1,950	5,451	7,401	(106)	1996	7/17/2013	30 to 30 Years
Accl International	Arla, IN	(c)	642	4,958	-	-	642	4,958	5,600	(360)	1990	12/17/2014	15 to 30 Years
Accl International	Meredon, CT	(c)	1,796	7,848	-	-	1,796	7,848	9,614	(637)	1997	12/17/2014	15 to 30 Years
Accl Physical Therapy	Douglasville, GA	(c)	2,612	4,940	-	87	2,612	4,927	7,539	(1,042)	2006	7/17/2013	4 to 39 Years
Adult & Pediatric Orthopedics	Vernon Hills, IL	(b)	992	5,020	-	-	992	5,020	6,012	(515)	1991	3/31/2014	15 to 30 Years
Advance Auto Parts	Charlotte, NC	(a)	403	1,146	-	-	403	1,146	1,548	(151)	2008	7/17/2013	12 to 43 Years
Advance Auto Parts	Columbia Heights, MN	(c)	510	1,314	-	-	510	1,314	1,824	(144)	2006	7/17/2013	7 to 43 Years
Advance Auto Parts	Duluth, MN	(c)	207	1,462	-	-	207	1,462	1,669	(130)	2006	7/17/2013	7 to 48 Years
Advance Auto Parts	Dumellen, NJ	(a)	1,177	1,973	-	-	1,177	1,973	3,150	(188)	2008	7/17/2013	10 to 48 Years
Advance Auto Parts	Fergus Falls, MN	(c)	294	978	-	-	294	978	1,272	(109)	2005	7/17/2013	7 to 47 Years
Advance Auto Parts	Grand Bay, AL	(a)	226	1,242	-	-	226	1,242	1,468	(125)	2005	7/17/2013	7 to 47 Years
Advance Auto Parts	Grand Forks, ND	(c)	287	1,132	-	-	287	1,132	1,419	(142)	2005	7/17/2013	7 to 45 Years
Advance Auto Parts	Greenfield, IN	(a)	458	996	-	-	458	996	1,454	(113)	2003	7/17/2013	7 to 47 Years
Advance Auto Parts	Holland Township, MI	(c)	493	1,212	-	-	493	1,212	1,705	(123)	2005	7/17/2013	7 to 47 Years
Advance Auto Parts	Holland, MI	(c)	542	1,384	-	-	542	1,384	1,926	(147)	2005	7/17/2013	7 to 47 Years
Advance Auto Parts	Hurley, MS	(a)	265	1,052	-	-	265	1,052	1,317	(125)	2006	7/17/2013	7 to 45 Years
Advance Auto Parts	Irvington, NJ	(a)	1,605	1,912	-	-	1,605	1,912	3,517	(215)	2006	7/17/2013	7 to 47 Years
Advance Auto Parts	Jackson, OH	(a)	397	1,251	-	-	397	1,251	1,648	(139)	2005	7/17/2013	7 to 47 Years
Advance Auto Parts	Maryland Heights, MO	(a)	522	1,155	-	-	522	1,155	1,677	(132)	2005	7/17/2013	7 to 47 Years
Advance Auto Parts	Midwest City, OK	(a)	353	815	-	-	353	815	1,168	(107)	2007	7/17/2013	9 to 44 Years
Advance Auto Parts	New Boston, OH	(a)	345	1,538	-	-	345	1,538	1,883	(148)	2005	7/17/2013	7 to 47 Years
Advance Auto Parts	Penns Grove, NJ	(a)	612	1,564	-	-	612	1,564	2,176	(166)	2006	7/17/2013	8 to 47 Years
Advance Auto Parts	Rainville, AL	(a)	251	1,073	-	-	251	1,073	1,324	(133)	2005	7/17/2013	7 to 42 Years
Advance Auto Parts	Scottsburg, IN	(a)	238	665	-	-	238	665	903	(83)	2006	7/17/2013	8 to 43 Years
Advance Auto Parts	St. Francis, WI	(a)	532	1,557	-	-	532	1,557	2,089	(142)	2006	7/17/2013	8 to 48 Years
Advance Auto Parts	Trenton, OH	(a)	324	942	-	-	324	942	1,266	(104)	2003	7/17/2013	7 to 47 Years
Advance Auto Parts	Willingsboro, NJ	(a)	784	1,369	-	-	784	1,369	2,153	(179)	2007	7/17/2013	9 to 47 Years

Advance Auto Parts	Zeeland, MI	(c)	490	1,136	-	-	490	1,136	1,626	(125)	2005	7/17/2013	7 to 47 Years
Advance Auto Parts	Alton, IL	(c)	346	553	-	-	346	553	899	(13)	1997	7/22/2016	7 to 30 Years
Advance Auto Parts	Albion, AL	(c)	417	444	-	-	417	444	861	(12)	1995	7/22/2016	7 to 30 Years
Advance Auto Parts	Augusta, GA	(c)	482	750	-	-	482	750	1,232	(14)	1998	7/22/2016	7 to 40 Years
Advance Auto Parts	Blakely, GA	(c)	169	887	-	-	169	887	1,566	(12)	1995	7/22/2016	7 to 30 Years
Advance Auto Parts	Burlington, IA	(c)	487	737	-	-	487	737	1,204	(12)	1999	7/22/2016	7 to 30 Years
Advance Auto Parts	Camilla, GA	(c)	419	412	-	-	419	412	831	(10)	1995	7/22/2016	7 to 30 Years
Advance Auto Parts	Castle Shannon, PA	(c)	620	732	-	-	620	732	1,352	(16)	1998	7/22/2016	7 to 30 Years
Advance Auto Parts	Clinton, MS	(c)	569	693	-	-	569	693	1,262	(15)	1998	7/22/2016	7 to 30 Years
Advance Auto Parts	College Park, GA	(c)	396	506	-	-	396	506	892	(13)	1995	7/22/2016	7 to 30 Years
Advance Auto Parts	Columbus, GA	(c)	628	769	-	-	628	769	1,397	(15)	1998	7/22/2016	7 to 40 Years
Advance Auto Parts	Covington, LA	(c)	507	426	-	-	507	426	933	(11)	1995	7/22/2016	7 to 30 Years
Advance Auto Parts	Dayton, OH	(c)	317	572	-	-	317	572	889	(12)	1998	7/22/2016	7 to 30 Years
Advance Auto Parts	Denmark, SC	(c)	439	504	-	-	439	504	943	(12)	1996	7/22/2016	7 to 30 Years
Advance Auto Parts	Fort Lauderdale, FL	(c)	772	1,005	-	-	772	1,005	1,777	(18)	1996	7/22/2016	7 to 40 Years
Advance Auto Parts	Gibsonton, GA	(c)	526	448	-	-	526	448	974	(14)	1999	7/22/2016	7 to 40 Years
Advance Auto Parts	Griffin, GA	(c)	441	1,142	-	-	441	1,142	1,583	(17)	1998	7/22/2016	7 to 50 Years
Advance Auto Parts	Hattiesburg, MS	(c)	452	821	-	-	452	821	1,273	(12)	1997	7/22/2016	7 to 40 Years
Advance Auto Parts	Hialeah, FL	(c)	682	1,054	-	-	682	1,054	1,736	(17)	1998	7/22/2016	7 to 40 Years
Advance Auto Parts	Jackson, MS	(c)	396	423	-	-	396	423	819	(9)	1998	7/22/2016	7 to 30 Years
Advance Auto Parts	Kingsland, GA	(c)	1,037	997	-	-	1,037	997	2,034	(16)	1998	7/22/2016	7 to 40 Years
Advance Auto Parts	Laesburg, GA	(c)	435	494	-	-	435	494	929	(16)	1999	7/22/2016	7 to 40 Years
Advance Auto Parts	Margate, FL	(c)	480	507	-	-	480	507	987	(10)	1991	7/22/2016	7 to 40 Years
Advance Auto Parts	Natchez, MS	(c)	509	754	-	-	509	754	1,263	(12)	1998	7/22/2016	7 to 40 Years
Advance Auto Parts	New Smyrna Beach, FL	(c)	774	818	-	-	774	818	1,592	(14)	1999	7/22/2016	7 to 40 Years
Advance Auto Parts	Newton, MS	(c)	338	443	-	-	338	443	779	(10)	1998	7/22/2016	7 to 30 Years
Advance Auto Parts	Richmond Hill, GA	(c)	418	701	-	-	418	701	1,119	(14)	1995	7/22/2016	7 to 30 Years
Advance Auto Parts	Savannah, GA	(c)	688	492	-	-	688	492	1,180	(12)	1995	7/22/2016	7 to 40 Years
Advance Auto Parts	St. Louis, MO	(c)	607	505	-	-	607	505	1,112	(13)	1997	7/22/2016	7 to 30 Years
Advance Auto Parts	Tampa, FL	(c)	721	1,055	-	-	721	1,055	1,776	(17)	1997	7/22/2016	7 to 40 Years
Advance Auto Parts	Theodore, AL	(c)	549	755	-	-	549	755	1,304	(14)	1996	7/22/2016	7 to 40 Years
Advance Auto Parts	Waynesboro, GA	(c)	330	1,015	-	-	330	1,015	1,245	(15)	1995	7/22/2016	7 to 50 Years
Advance Auto Parts	Wiggins, MS	(c)	279	630	-	-	279	630	909	(12)	1995	7/22/2016	7 to 30 Years
Advance Stores Company, Inc.	Ashland, KY	(a)	613	1,284	-	-	613	1,284	1,897	(150)	2005	7/17/2013	8 to 48 Years
Affordable Care, Inc.	Bellevue, NE	(a)	560	446	-	-	560	446	1,006	(35)	2008	8/7/2015	5 to 40 Years
Affordable Care, Inc.	Lincoln, NE	(a)	711	825	-	-	711	825	1,536	(52)	2010	8/7/2015	8 to 40 Years
Aggregate Industries	Annapolis Junction, MD	(a)	2,245	1,105	(1,535)	(547)	710	558	1,286	(231)	1930	9/29/2006	15 to 30 Years
Alabama Clinics	Dothan, AL	(c)	695	1,707	-	-	695	1,707	2,402	-	2012	12/21/2016	1 to 40 Years
Abertsons	Boise, ID	(b)	1,470	2,280	-	-	1,470	2,280	3,750	(430)	1982	12/17/2013	4 to 20 Years
Abertsons	Lake Oswego, OR	(c)	4,257	5,891	-	-	4,257	5,891	10,148	(299)	1965	3/18/2015	15 to 40 Years
Abertsons	Las Cruces, NM	(b)	1,132	2,765	-	-	1,132	2,765	3,897	(375)	1983	12/17/2013	5 to 30 Years
Abertsons	Lompoc, CA	(c)	2,743	8,316	-	-	2,743	8,316	11,059	(527)	1992	6/15/2015	15 to 30 Years
Abertsons	Midland, TX	(b)	1,498	3,096	-	-	1,498	3,096	4,594	(373)	1983	12/17/2013	5 to 20 Years
Abertsons	Tigard, OR	(c)	5,515	4,279	-	-	5,515	4,279	9,794	(307)	1998	4/1/2015	15 to 30 Years
Abertsons	Walla Walla, WA	(c)	1,964	8,420	-	-	1,964	8,420	10,384	(466)	1972	3/2/2015	15 to 40 Years
Abstate Insurance Company	Yuma, AZ	(b)	2,583	5,221	-	-	2,583	5,221	7,804	(789)	2007	7/17/2013	4 to 48 Years
AMC Theatres	Covina, CA	(c)	5,596	26,922	-	-	5,596	26,922	32,480	(6,844)	1997	6/23/2004	15 to 40 Years
AMC Theatres	Phoenix, AZ	(a)	2,652	11,495	-	-	2,652	11,495	14,147	(2,300)	1997	7/1/2005	12 to 40 Years
AMC Theatres	South Bend, IN	(c)	4,352	9,411	-	-	4,352	9,411	13,763	(550)	1997	1/4/2016	6 to 30 Years
AMC Theatres	Yukon, OK	(b)	1,082	3,538	-	-	1,082	3,538	4,620	(516)	2007	7/17/2013	8 to 33 Years
AMC Theatres	Surprise, AZ	(a)	2,918	7,122	-	-	2,918	7,122	10,040	(305)	2008	11/10/2015	13 to 40 Years
American Lubelast	Waycross, GA	(a)	380	142	-	-	380	142	522	(41)	1998	12/15/2013	15 to 30 Years
American Lubelast	Wetumpka, AL	(a)	185	332	-	-	185	332	517	(24)	1995	6/24/2014	12 to 30 Years
American Lubelast	Albany, GA	(a)	242	572	-	-	242	572	814	(170)	1982	9/7/2007	15 to 40 Years
American Lubelast	Albany, GA	(a)	281	575	-	-	281	575	856	(246)	1997	9/7/2007	15 to 30 Years
American Lubelast	Auburn, AL	(a)	676	647	-	-	676	647	1,323	(293)	1995	9/7/2007	15 to 30 Years
American Lubelast	Crestview, FL	(a)	544	743	-	-	544	743	1,287	(278)	1975	9/7/2007	15 to 30 Years
American Lubelast	Dothan, AL	(a)	162	659	-	-	162	659	921	(242)	1996	9/7/2007	15 to 30 Years
American Lubelast	Gulf Breeze, FL	(a)	296	457	-	-	296	457	753	(174)	1993	9/7/2007	15 to 40 Years
American Lubelast	Marianna, FL	(a)	283	452	-	-	283	452	735	(168)	1994	9/7/2007	15 to 40 Years
American Lubelast	Milton, FL	(a)	137	577	-	-	137	577	714	(214)	1986	9/7/2007	15 to 30 Years
American Lubelast	Mobile, AL	(a)	157	508	-	-	157	508	665	(192)	1982	9/7/2007	15 to 30 Years
American Lubelast	Mobile, AL	(a)	89	501	-	-	89	501	590	(181)	1982	11/30/2007	15 to 30 Years
American Lubelast	Montgomery, AL	(a)	398	626	-	-	398	626	1,024	(259)	1997	9/7/2007	15 to 30 Years
American Lubelast	Montgomery, AL	(a)	241	628	-	-	241	628	889	(238)	1997	9/7/2007	15 to 30 Years
American Lubelast	Montgomery, AL	(a)	422	857	-	-	422	857	1,279	(326)	1992	9/7/2007	15 to 30 Years

American Lubefast	Montgomery, AL	(a)	303	636	-	-	303	636	939	(247)	1996	9/7/2007	15 to 30 Years
American Lubefast	Montgomery, AL	(a)	275	528	-	-	275	528	803	(222)	1988	9/7/2007	15 to 30 Years
American Lubefast	Moultrie, GA	(a)	179	271	-	-	179	271	450	(168)	1983	9/7/2007	15 to 20 Years
American Lubefast	Newville, FL	(a)	458	464	-	-	458	454	912	(150)	1995	9/7/2007	15 to 40 Years
American Lubefast	Ojoon Springs, MS	(a)	145	166	-	-	145	198	331	(31)	1988	7/17/2013	15 to 30 Years
American Lubefast	Opelika, AL	(a)	503	628	-	-	503	628	1,131	(274)	1995	9/7/2007	15 to 30 Years
American Lubefast	Panama City, FL	(a)	378	252	-	-	378	252	630	(53)	1987	7/17/2013	15 to 30 Years
American Lubefast	Pensacola, FL	(a)	238	564	-	-	238	564	802	(216)	1994	9/7/2007	15 to 30 Years
American Lubefast	Pensacola, FL	(a)	104	333	-	-	104	333	437	(137)	1988	9/7/2007	15 to 30 Years
American Lubefast	Pensacola, FL	(a)	148	459	-	-	148	459	607	(172)	1972	9/7/2007	15 to 30 Years
American Lubefast	Pensacola, FL	(a)	195	569	-	-	195	569	764	(222)	1983	9/7/2007	15 to 30 Years
American Lubefast	Pensacola, FL	(a)	150	575	-	-	150	575	725	(222)	1986	9/7/2007	15 to 30 Years
American Lubefast	Spanish Fort, AL	(a)	563	607	-	-	563	607	1,170	(305)	1993	9/7/2007	15 to 30 Years
American Lubefast	Valdosta, GA	(a)	376	576	-	-	376	576	952	(236)	1996	11/09/2007	15 to 30 Years
America's Auto Auction	Conroe, TX	(a)	4,338	448	955	144	5,293	592	5,885	(1,668)	2005	9/1/2009	12 to 47 Years
America's Auto Auction	Greenville, SC	(a)	2,561	1,526	-	-	2,561	1,526	4,087	(1,304)	1999	12/28/2005	15 to 30 Years
America's Auto Auction	Iring, TX	(a)	7,348	970	-	-	7,348	970	8,318	(2,271)	1980	9/1/2009	12 to 27 Years
America's Auto Auction	Iring, TX	(a)	931	268	-	-	931	268	1,199	(172)	1985	9/1/2009	12 to 17 Years
America's Auto Auction	Jacksonville, FL	(a)	3,170	938	-	-	3,170	938	4,106	(587)	1989	12/28/2005	15 to 30 Years
America's Auto Auction	Tulsa, OK	(a)	1,225	373	-	-	1,225	373	1,598	(673)	1999	12/28/2005	15 to 20 Years
America's Service Station	Acworth, GA	(a)	823	976	-	-	823	976	1,799	(93)	1999	3/28/2014	15 to 40 Years
America's Service Station	Dacula, GA	(a)	1,067	976	-	-	1,067	976	2,043	(95)	2000	3/28/2014	15 to 40 Years
America's Service Station	Farragut, TN	(a)	986	1,148	-	-	986	1,148	2,134	(122)	2011	3/28/2014	15 to 40 Years
America's Service Station	Kennesaw, GA	(a)	874	1,270	-	-	874	1,270	2,144	(121)	1999	3/28/2014	15 to 40 Years
America's Service Station	Lawrenceville, GA	(a)	722	976	-	-	722	976	1,698	(95)	2000	3/28/2014	15 to 40 Years
America's Service Station	Woodstock, GA	(a)	1,108	1,281	-	-	1,108	1,281	2,389	(131)	1999	3/28/2014	15 to 40 Years
Andy's Frozen Custard	Kansas City, MO	(c)	772	18	-	916	772	934	1,705	(23)	1995	9/19/2014	40 to 40 Years
Andy's Frozen Custard	Naperville, IL	(c)	975	-	27	-	1,003	-	1,003	-	(f)	6/20/2016	(f)
Andy's Frozen Custard	Orland Park, IL	(c)	999	-	-	-	999	-	999	-	(f)	9/12/2016	(f)
Andy's Frozen Custard	Rogers, AR	(c)	334	884	-	-	334	884	1,218	(77)	2005	9/30/2014	15 to 30 Years
Applebee's	Albany, OR	(c)	913	1,951	-	-	913	1,951	2,854	(248)	2005	7/17/2013	12 to 35 Years
Applebee's	Augusta, GA	(c)	1,494	2,019	-	-	1,494	2,019	3,513	(233)	2005	7/17/2013	13 to 40 Years
Applebee's	Aurora, CO	(c)	1,017	1,743	-	-	1,017	1,743	2,760	(212)	1998	7/17/2013	13 to 25 Years
Applebee's	Aurora, CO	(c)	1,521	1,498	-	-	1,521	1,498	3,019	(225)	1992	7/17/2013	9 to 32 Years
Applebee's	Chicago, IL	(a)	1,675	1,112	-	-	1,675	1,112	2,787	(470)	1999	12/29/2006	15 to 30 Years
Applebee's	Clovis, NM	(c)	861	2,172	-	-	861	2,172	3,033	(268)	2005	7/17/2013	13 to 40 Years
Applebee's	Colorado Springs, CO	(c)	937	1,120	-	-	937	1,120	2,057	(215)	1998	7/17/2013	8 to 25 Years
Applebee's	Columbus, GA	(c)	1,199	1,911	-	-	1,199	1,911	3,110	(228)	2005	7/17/2013	13 to 40 Years
Applebee's	Columbus, GA	(c)	2,102	1,717	-	-	2,102	1,717	3,819	(187)	1993	7/17/2013	13 to 40 Years
Applebee's	DeKalb, IL	(a)	1,423	1,552	-	-	1,423	1,552	3,075	(708)	1996	12/29/2006	15 to 30 Years
Applebee's	Fountain, CO	(c)	861	2,226	-	-	861	2,226	2,987	(248)	2005	7/17/2013	13 to 38 Years
Applebee's	Gallup, NM	(c)	937	2,277	-	-	937	2,277	3,214	(268)	2004	7/17/2013	13 to 40 Years
Applebee's	Garden City, GA	(c)	1,184	1,465	-	-	1,184	1,465	2,649	(184)	1998	7/17/2013	9 to 40 Years
Applebee's	Grand Junction, CO	(c)	1,363	1,990	-	-	1,363	1,990	3,353	(241)	1995	7/17/2013	10 to 40 Years
Applebee's	Joliet, IL	(a)	1,994	1,207	-	-	1,994	1,207	3,201	(628)	1996	12/29/2006	15 to 30 Years
Applebee's	Littleton, CO	(c)	696	1,943	-	-	696	1,943	2,639	(218)	1990	7/17/2013	11 to 40 Years
Applebee's	Longview, WA	(c)	870	2,805	-	-	870	2,805	3,725	(305)	2004	7/17/2013	15 to 40 Years
Applebee's	Loveland, CO	(c)	602	1,913	-	-	602	1,913	2,515	(197)	1997	7/17/2013	12 to 40 Years
Applebee's	Macon, GA	(c)	838	1,729	-	-	838	1,723	2,561	(201)	1995	7/17/2013	13 to 40 Years
Applebee's	Macon, GA	(c)	874	1,712	-	-	874	1,712	2,566	(206)	1995	7/17/2013	11 to 40 Years
Applebee's	Santa Fe, NM	(c)	2,120	2,033	-	-	2,120	2,033	4,153	(236)	1997	7/17/2013	13 to 40 Years
Applebee's	Savannah, GA	(c)	1,112	1,727	-	-	1,112	1,727	2,839	(206)	1993	7/17/2013	13 to 40 Years
Applebee's	Union Gap, WA	(c)	522	2,218	-	-	522	2,218	2,740	(220)	2004	7/17/2013	13 to 40 Years
Applebee's	Walla Walla, WA	(c)	665	2,072	-	-	665	2,072	2,737	(278)	2005	7/17/2013	11 to 35 Years
Applebee's	Warner Robins, GA	(c)	1,228	1,714	-	-	1,228	1,714	2,942	(212)	1994	7/17/2013	11 to 40 Years
Arty's	Amarillo, TX	(a)	538	615	-	-	538	615	1,153	(33)	1985	12/29/2015	15 to 20 Years
Arty's	Brunswick, GA	(a)	774	614	-	-	774	614	1,388	(371)	1999	9/24/2004	15 to 20 Years
Arty's	Champlin, MN	(c)	710	408	-	-	710	408	1,118	(61)	2004	3/20/2015	8 to 20 Years
Arty's	Crawfordsville, IN	(a)	557	624	-	-	557	624	1,181	(293)	1998	9/23/2005	15 to 30 Years
Arty's	Cumming, GA	(a)	967	844	-	-	967	844	1,811	(409)	1986	9/24/2004	15 to 30 Years
Arty's	Eustis, FL	(a)	451	377	-	-	451	377	828	(412)	1989	12/30/2004	10 to 15 Years
Arty's	Indianapolis, IN	(a)	460	587	-	-	460	587	1,047	(251)	1998	9/24/2004	15 to 30 Years
Arty's	Jacksonville, FL	(a)	480	631	-	-	480	631	1,111	(294)	1998	9/24/2004	15 to 30 Years
Arty's	Jacksonville, FL	(a)	872	509	-	-	872	509	1,811	(331)	1984	9/24/2004	15 to 20 Years
Arty's	Jacksonville, FL	(a)	487	871	-	-	487	871	1,358	(460)	1985	12/30/2004	15 to 20 Years
Arty's	Lexington, KY	(a)	606	362	-	-	606	362	998	(396)	1978	12/30/2004	10 to 15 Years

Arby's	Lexington, KY	(a)	713	451	-	-	713	451	1,164	(495)	1976	1/26/2005	10 to 15 Years
Arby's	Madsenville, KY	(a)	1,198	819	-	-	1,198	819	2,017	(384)	1990	9/24/2004	15 to 30 Years
Arby's	Martinsburg, WV	(a)	887	992	-	-	887	992	1,879	(442)	1999	12/29/2005	15 to 30 Years
Arby's	McDonough, GA	(a)	938	897	-	-	938	897	1,635	(355)	1985	9/24/2004	15 to 30 Years
Arby's	Midland, TX	(c)	789	893	-	-	789	893	1,862	(37)	1982	12/29/2015	15 to 30 Years
Arby's	Moncks Corner, SC	(a)	573	466	-	-	573	466	1,039	(332)	1998	9/24/2004	15 to 30 Years
Arby's	Moreville, IN	(a)	560	549	-	-	560	549	1,106	(371)	1998	8/23/2005	15 to 20 Years
Arby's	Mount Pleasant, MI	(a)	485	642	-	-	485	642	1,127	(279)	1997	12/29/2005	15 to 30 Years
Arby's	Nappanee, IN	(a)	301	413	-	-	301	413	714	(279)	2005	12/21/2007	15 to 20 Years
Arby's	New Castle, PA	(a)	573	1,042	-	-	573	1,042	1,815	(222)	1999	7/17/2013	7 to 25 Years
Arby's	North Canton, OH	(a)	484	497	(14)	-	470	497	967	(306)	1989	12/29/2006	15 to 20 Years
Arby's	Odessa, TX	(c)	500	941	-	-	500	941	1,441	(38)	1982	12/29/2015	15 to 30 Years
Arby's	Orlando, FL	(a)	642	178	-	-	642	178	820	(237)	1967	12/30/2004	10 to 15 Years
Arby's	Rock Hill, SC	(a)	373	722	-	-	373	722	1,095	(414)	1978	12/29/2005	15 to 20 Years
Arby's	Statesboro, GA	(a)	779	777	-	-	779	777	1,556	(410)	1985	9/24/2004	15 to 20 Years
Arby's	Sterling Heights, MI	(a)	866	960	-	-	866	960	1,826	(406)	2000	12/29/2005	15 to 30 Years
Arby's	Sun City, AZ	(a)	771	372	-	-	771	372	1,143	(237)	1986	12/29/2006	15 to 20 Years
Arby's	Tooele, UT	(a)	552	624	-	-	552	624	1,176	(430)	1988	9/24/2004	15 to 20 Years
Arby's	Tyler, TX	(c)	355	663	-	-	355	663	1,018	(28)	1980	12/29/2015	15 to 30 Years
Arby's	Winter Springs, FL	(a)	523	446	-	-	523	446	969	(312)	1988	12/30/2004	15 to 20 Years
Ashley Furniture	Abilene, TX	(a)	1,316	2,649	-	-	1,316	2,649	3,965	(921)	2000	5/19/2005	15 to 30 Years
Ashley Furniture	Amarillo, TX	(c)	1,481	4,999	-	-	1,481	4,999	6,480	(733)	2001	7/17/2013	9 to 40 Years
Ashley Furniture	Anderson, SC	(b)	870	1,909	-	-	870	1,909	2,779	(274)	2006	7/17/2013	8 to 40 Years
Ashley Furniture	El Paso, TX	(a)	1,536	3,852	-	-	1,536	3,852	5,386	(1,552)	1973	7/1/2005	14 to 30 Years
At Home	Bloomfield, CO	(c)	4,538	4,675	-	-	4,538	4,675	9,213	(141)	1995	8/1/2018	9 to 20 Years
At Home	Burling, GA	(c)	1,940	4,704	-	-	1,940	4,704	6,644	(92)	1984	8/1/2018	8 to 30 Years
At Home	Corpus Christi, TX	(c)	3,734	4,949	-	-	3,734	4,949	8,683	(166)	1985	8/1/2018	8 to 30 Years
At Home	Jenison, MI	(c)	2,303	5,743	-	88	2,303	5,831	8,134	(119)	1989	8/1/2018	8 to 30 Years
At Home	Louisville, KY	(c)	4,726	5,211	-	-	4,726	5,211	9,937	(3)	1984	12/29/2016	9 to 20 Years
At Home	Lubbock, TX	(a)	4,585	4,550	-	-	4,585	4,550	9,135	(53)	1985	11/15/2016	8 to 20 Years
At Home	Mesa, AZ	(c)	4,067	4,322	-	-	4,067	4,322	8,389	(2)	2002	12/20/2016	10 to 20 Years
AT&T	Beaumont, TX	(b)	778	9,297	-	-	778	9,297	10,075	(1,780)	1971	7/17/2013	3 to 25 Years
AT&T	Santa Clara, CA	(c)	2,873	8,252	-	-	2,873	8,252	11,125	(892)	2002	7/17/2013	5 to 48 Years
ATC Fitness	Southaven, MS	(c)	1,187	1,817	-	-	1,187	1,817	3,004	(168)	2014	8/17/2014	15 to 40 Years
Austin Western	Byron, IL	(a)	734	4,334	-	-	734	4,334	5,068	(2,243)	1995	12/29/2006	10 to 15 Years
Austin's Park N Pizza Experience	Plugenville, TX	(a)	6,182	1,349	-	-	6,182	1,349	7,531	(256)	2003	8/29/2014	15 to 30 Years
Avalon Flooring	Rio Grande, NJ	(c)	753	3,299	-	-	753	3,299	4,052	(196)	2006	3/31/2015	11 to 40 Years
Asa's	Chanhassen, MN	(a)	1,439	784	-	-	1,439	784	2,223	(138)	1953	5/22/2014	15 to 30 Years
Asa's	Mendota, MN	(a)	536	963	-	-	536	963	1,499	(105)	1995	5/22/2014	15 to 30 Years
B&B Theatres	Bixby, OK	(a)	5,585	10,101	-	-	5,585	10,101	15,686	(4,380)	1998	7/1/2005	14 to 30 Years
B&B Theatres	Kansas City, MO	(a)	2,543	7,943	-	-	2,543	7,943	10,486	(2,171)	2003	7/1/2005	14 to 40 Years
B&B Theatres	Lees Summit, MO	(a)	3,517	9,735	-	-	3,517	9,735	13,252	(3,188)	1999	7/1/2005	14 to 40 Years
B&B Theatres	Overland Park, KS	(a)	4,935	12,281	-	-	4,935	12,281	17,216	(2,924)	2004	8/1/2009	10 to 57 Years
Bagger Dave's Burger Tavern	Avon, IN	(a)	899	615	-	-	899	615	1,514	(81)	2014	10/31/2014	14 to 30 Years
Bagger Dave's Burger Tavern	Berkley, MI	(a)	390	540	-	-	390	540	930	(58)	1927	10/31/2014	14 to 30 Years
Bagger Dave's Burger Tavern	Canton, MI	(c)	914	890	-	-	914	890	1,804	(85)	2014	8/17/2015	15 to 40 Years
Bagger Dave's Burger Tavern	Grand Rapids, MI	(a)	966	524	-	-	966	524	1,510	(74)	1985	10/31/2014	14 to 30 Years
Bagger Dave's Burger Tavern	Indianapolis, IN	(a)	590	833	-	-	590	833	1,223	(85)	2014	10/31/2014	14 to 30 Years
Bank of America	Dalry Beach, FL	(b)	3,831	16,799	-	-	3,831	16,799	20,620	(1,438)	1975	7/17/2013	8 to 50 Years
BE Aerospace	Winston-Salem, NC	(b)	927	3,455	-	-	927	3,455	4,382	(597)	1987	7/17/2013	5 to 40 Years
Bellefonte Primary Care	Grayson, KY	(c)	658	3,171	-	-	658	3,171	3,829	(279)	2013	8/18/2014	9 to 40 Years
Best Buy	Fayetteville, NC	(b)	1,560	6,893	-	-	1,560	6,893	8,453	(781)	1999	7/17/2013	6 to 41 Years
Best Buy	Kansas City, KS	(c)	1,932	5,629	-	-	1,932	5,629	7,561	(646)	2009	7/17/2013	6 to 43 Years
Best Buy	Las Cruces, NM	(c)	1,328	2,616	-	-	1,328	2,616	3,944	(323)	2002	7/17/2013	8 to 41 Years
Best Buy	Wichita, KS	(c)	3,368	6,312	-	-	3,368	6,312	9,680	(1,046)	1984	7/17/2013	7 to 29 Years
Best Car Buys	Denver, CO	(c)	4,124	4,229	-	-	4,124	4,229	8,353	(193)	1980	8/21/2015	15 to 40 Years
Big A's	Beaverton, OR	(a)	5,608	8,733	-	-	5,608	8,733	14,341	(704)	2010	6/30/2014	15 to 40 Years
Big A's	Vancouver, WA	(a)	2,077	9,395	-	-	2,077	9,395	11,472	(663)	2006	6/30/2014	15 to 40 Years
Big Lots	Whiteville, NC	(c)	1,119	1,676	-	-	1,119	1,676	2,795	(559)	1988	7/17/2013	7 to 30 Years
Big Sandy Furniture	Ashland, KY	(a)	775	2,037	-	-	775	2,037	2,812	(770)	1990	8/27/2009	12 to 27 Years
Big Sandy Furniture	Ashland, KY	(a)	629	754	-	-	629	754	1,383	(329)	1993	8/27/2009	12 to 27 Years
Big Sandy Furniture	Chillicothe, OH	(a)	499	2,296	-	-	499	2,296	2,795	(861)	1995	8/27/2009	12 to 27 Years
Big Sandy Furniture	Hurricane, WV	(a)	727	3,005	-	-	727	3,005	3,732	(1,087)	1998	8/27/2009	12 to 27 Years
Big Sandy Furniture	Parkersburg, WV	(a)	1,800	3,183	-	-	1,800	3,183	4,963	(1,338)	1976	8/27/2009	12 to 27 Years
Big Sandy Furniture	Portsmouth, OH	(a)	561	1,563	-	-	561	1,563	2,124	(815)	1988	8/27/2009	12 to 27 Years
Big Sandy Furniture	South Point, OH	(a)	848	2,948	-	-	848	2,948	3,796	(1,091)	1990	8/27/2009	12 to 27 Years

Bi-Lo	Hartsville, SC	(c)	696	5,402	-	-	696	5,402	6,096	(423)	1988	9/30/2014	10 to 40 Years
BJ's Wholesale Club	Fort Lauderdale, FL	(c)	6,775	18,649	-	-	6,775	18,649	25,424	(2,221)	2007	7/17/2013	12 to 37 Years
BJ's Wholesale Club	Haverhill, MA	(c)	3,192	15,353	-	-	3,192	15,353	18,545	(2,112)	2007	7/17/2013	11 to 32 Years
BJ's Wholesale Club	Woodstock, GA	(b)	4,383	18,588	-	-	4,383	18,588	20,971	(2,332)	2001	7/17/2013	8 to 33 Years
Black Angus Steakhouse	Glendale, AZ	(a)	1,480	1,329	-	-	1,480	1,329	2,809	(529)	1995	6/25/2004	15 to 30 Years
Blue Rhino	Riverside, CA	(a)	1,203	6,254	-	-	1,203	6,254	7,457	(1,703)	2004	7/1/2005	14 to 40 Years
Blue Rhino	Tarasco, FL	(a)	1,075	5,098	-	-	1,075	5,098	6,173	(1,635)	2004	7/1/2005	14 to 40 Years
Bojangles'	Hickory, NC	(a)	1,105	851	-	-	1,105	851	1,956	(852)	1995	12/29/2006	13 to 28 Years
Bonine	Eagan, MN	(a)	724	1,230	-	-	724	1,230	1,954	(135)	1996	5/22/2014	15 to 30 Years
Bonine	Woodbury, MN	(a)	3,165	1,707	-	-	3,165	1,707	4,872	(241)	1995	5/22/2014	15 to 30 Years
Books-A-Million	Rapid City, SD	(c)	575	2,568	-	-	575	2,568	3,143	(326)	2001	7/17/2013	2 to 45 Years
Boozman-Hof	Rogers, AR	(a)	2,014	2,313	-	-	2,014	2,313	4,327	(354)	1988	11/14/2013	13 to 30 Years
Boscovs	Voorhees, NJ	(a)	2,027	6,776	-	-	2,027	6,776	8,803	(1,789)	1970	7/17/2013	5 to 20 Years
Bricktown Brewery	Oklahoma City, OK	(a)	479	1,877	-	-	479	1,877	2,356	(289)	1904	12/2/2013	20 to 20 Years
Bricktown Brewery	Shawnee, OK	(a)	621	1,399	-	-	621	1,399	2,020	(169)	1984	7/29/2005	15 to 30 Years
Bridgestone Tire	Atlanta, GA	(a)	1,830	363	-	-	1,830	363	2,193	(111)	1998	7/17/2013	5 to 24 Years
Brookshire Brothers	Alo, TX	(a)	204	464	-	-	204	464	666	(87)	1996	3/31/2014	7 to 20 Years
Brookshire Brothers	Buffalo, TX	(a)	522	967	-	-	522	967	1,509	(130)	1990	3/31/2014	7 to 20 Years
Brookshire Brothers	Cleveland, TX	(c)	465	2,867	-	-	465	2,867	3,332	(1,568)	1991	12/1/2005	15 to 20 Years
Brookshire Brothers	Corrigan, TX	(c)	395	630	-	-	395	630	1,025	(399)	1971	12/1/2005	15 to 20 Years
Brookshire Brothers	DeBoil, TX	(c)	775	872	-	-	775	872	1,647	(566)	1974	12/1/2005	15 to 20 Years
Brookshire Brothers	Groveton, TX	(a)	264	540	-	-	264	540	804	(79)	1996	3/31/2014	7 to 20 Years
Brookshire Brothers	Hallettsville, TX	(c)	550	1,545	-	-	550	1,545	2,095	(214)	2004	3/31/2014	7 to 20 Years
Brookshire Brothers	Loneka, TX	(a)	657	751	-	-	657	751	1,406	(132)	1999	3/31/2014	7 to 20 Years
Brookshire Brothers	Lufkin, TX	(c)	1,178	352	-	-	1,178	352	1,530	(300)	1977	12/1/2005	15 to 20 Years
Brookshire Brothers	McGregor, TX	(a)	748	795	-	-	748	795	1,543	(152)	1999	3/31/2014	7 to 20 Years
Brookshire Brothers	Navasota, TX	(c)	781	1,499	-	-	781	1,499	2,280	(635)	1992	12/1/2005	15 to 30 Years
Brookshire Brothers	Timpson, TX	(c)	253	312	-	-	253	312	565	(217)	1978	12/1/2005	15 to 20 Years
Btu Burger	Lexington, KY	(a)	1,287	944	-	-	1,287	944	2,211	(553)	1996	2/26/2007	14 to 30 Years
Buck's Sports Grill	Raetons, WY	(a)	25	406	-	-	25	406	431	(217)	1958	12/29/2006	15 to 20 Years
Buehler's Food Market	Ashland, OH	(c)	2,596	8,200	-	-	2,596	8,200	10,796	(264)	2000	10/14/2015	15 to 30 Years
Buehler's Food Market	Dover, OH	(c)	2,596	8,087	-	-	2,596	8,087	10,683	(428)	1990	10/14/2015	15 to 30 Years
Buehler's Food Market	Medina, OH	(c)	4,892	10,983	-	-	4,892	10,983	15,875	(816)	1990	10/14/2015	15 to 30 Years
Buehler's Food Market	Wadsworth, OH	(c)	2,197	9,285	-	-	2,197	9,285	11,482	(453)	1985	10/14/2015	15 to 30 Years
Buehler's Food Market	Wooster, OH	(c)	3,694	8,087	-	-	3,694	8,087	11,781	(437)	1980	10/14/2015	15 to 30 Years
Buffalo Wild Wings	Brch Run, MI	(c)	1,852	1,290	-	-	1,852	1,290	3,142	(199)	2014	12/24/2014	14 to 30 Years
Buffalo Wild Wings	Brandon, FL	(c)	1,358	614	-	-	1,358	614	1,972	(118)	2004	11/5/2014	14 to 20 Years
Buffalo Wild Wings	Clinton Township, MI	(c)	1,377	911	-	-	1,377	911	2,288	(108)	2003	11/5/2014	14 to 30 Years
Buffalo Wild Wings	Gaylord, MI	(a)	1,003	1,477	-	-	1,003	1,477	2,450	(185)	2014	11/5/2014	14 to 30 Years
Buffalo Wild Wings	Hammond, IN	(a)	976	1,080	-	-	976	1,080	2,056	(149)	2014	12/24/2014	14 to 30 Years
Buffalo Wild Wings	Wesley Chapel, FL	(c)	2,672	1,725	-	-	2,672	1,725	4,397	(95)	2015	8/18/2015	14 to 40 Years
Buffet City	Orange City, FL	(a)	409	694	-	-	409	694	1,103	(432)	1984	9/24/2004	11 to 20 Years
Burger King	Apopka, FL	(a)	1,038	482	-	-	1,038	482	1,520	(581)	1977	6/25/2004	10 to 15 Years
Burger King	Artesia, NM	(a)	435	1,106	-	-	435	1,106	1,541	(139)	1984	4/16/2014	15 to 30 Years
Burger King	Aurora, IL	(a)	286	726	-	-	286	726	1,012	(344)	1988	12/29/2006	15 to 20 Years
Burger King	Bolingbrook, IL	(a)	762	821	-	-	762	821	1,583	(488)	1994	9/23/2005	15 to 20 Years
Burger King	Buffalo, NY	(a)	737	629	-	-	737	629	1,366	(244)	1993	11/10/2005	15 to 20 Years
Burger King	Buffalo, NY	(a)	821	694	-	-	821	694	1,515	(273)	1976	11/10/2005	15 to 30 Years
Burger King	Carnation, KY	(a)	229	730	-	-	229	730	959	(294)	1990	6/30/2009	13 to 28 Years
Burger King	Cheekowassa, NY	(a)	561	549	-	-	561	549	1,110	(231)	1985	11/10/2005	15 to 30 Years
Burger King	Chicago, IL	(a)	976	271	-	-	976	271	1,247	(309)	1987	9/23/2005	10 to 15 Years
Burger King	Decatur, IL	(a)	940	126	-	-	940	126	1,066	(344)	1992	9/23/2005	15 to 20 Years
Burger King	Detroit, MI	(a)	614	688	-	-	614	688	1,302	(421)	1987	2/13/2009	13 to 18 Years
Burger King	Durham, NC	(a)	1,253	-	-	-	1,253	-	-	(0)	7/17/2013	(f)	
Burger King	Eltingham, IL	(a)	539	575	-	-	539	575	1,114	(280)	1985	9/23/2005	15 to 30 Years
Burger King	Elmwood Park, IL	(a)	650	380	-	-	650	380	1,030	(228)	1993	9/23/2005	15 to 20 Years
Burger King	Escanaba, MI	(a)	772	767	-	300	772	1,067	1,839	(579)	1984	12/29/2006	3 to 20 Years
Burger King	Fayetteville, NC	(a)	470	629	-	-	470	629	1,099	(282)	1999	9/29/2006	15 to 30 Years
Burger King	Fayetteville, NC	(a)	489	612	-	-	489	612	1,101	(259)	1987	9/29/2006	15 to 30 Years
Burger King	Fayetteville, NC	(a)	607	1,020	-	-	607	1,020	1,627	(490)	1996	9/29/2006	15 to 30 Years
Burger King	Garner, NC	(a)	600	765	-	-	600	765	1,365	(356)	1995	9/29/2006	15 to 30 Years
Burger King	Gilman, IL	(a)	219	414	-	-	219	414	633	(283)	1998	9/23/2005	15 to 20 Years
Burger King	Hickory, NC	(a)	292	818	-	-	292	818	1,110	(287)	2000	9/29/2006	15 to 40 Years
Burger King	Hope Mills, NC	(a)	408	930	-	-	408	930	1,338	(369)	1990	9/29/2006	15 to 30 Years
Burger King	Hudson, NC	(a)	794	616	-	-	794	616	1,410	(279)	1988	9/29/2006	15 to 40 Years
Burger King	Jamesstown, NY	(a)	508	573	-	-	508	573	1,081	(339)	1988	11/10/2005	15 to 20 Years

Burger King	Lillington, NC	(a)	419	687	-	-	419	687	1,106	(249)	1992	9/29/2006	15 to 40 Years
Burger King	Lincoln, IL	(a)	203	616	-	-	203	616	819	(360)	1990	9/23/2005	15 to 20 Years
Burger King	Louisville, KY	(a)	1,010	577	-	-	1,010	577	1,587	(276)	1994	11/10/2005	15 to 30 Years
Burger King	Louisville, KY	(a)	854	514	-	-	854	514	1,365	(249)	1994	11/10/2005	15 to 30 Years
Burger King	Maize, NC	(a)	846	662	-	-	846	662	1,525	(290)	1993	9/29/2006	15 to 30 Years
Burger King	Niagara Falls, NY	(a)	1,359	551	-	-	1,359	551	1,910	(276)	1979	11/10/2005	15 to 30 Years
Burger King	Orlando, FL	(a)	1,249	729	-	-	1,249	729	1,978	(486)	1985	6/25/2004	15 to 20 Years
Burger King	Oshkosh, WI	(a)	765	829	(40)	300	725	1,129	1,854	(370)	1984	12/29/2005	15 to 20 Years
Burger King	Parma Heights, OH	(a)	598	535	-	-	598	535	1,133	(216)	2004	8/27/2009	13 to 38 Years
Burger King	Quincy, FL	(a)	1,015	416	-	-	1,015	416	1,431	(427)	1989	9/24/2004	15 to 20 Years
Burger King	Romeville, IL	(a)	789	713	(62)	-	727	713	1,440	(405)	1999	9/23/2005	15 to 20 Years
Burger King	Saint Ann, MO	(a)	588	613	-	-	588	613	1,201	(425)	1985	9/23/2005	15 to 20 Years
Burger King	Saint Cloud, FL	(a)	1,193	557	-	-	1,193	557	1,750	(357)	1983	6/25/2004	15 to 20 Years
Burger King	Sandusky, OH	(a)	922	406	(314)	(89)	608	317	925	(132)	1987	8/27/2009	14 to 29 Years
Burger King	Seven Hills, OH	(a)	496	488	-	-	496	488	984	(209)	1977	8/27/2009	13 to 28 Years
Burger King	Springfield, IL	(a)	1,072	642	-	-	1,072	642	1,714	(488)	1988	9/23/2005	15 to 20 Years
Burger King	Springfield, IL	(a)	571	630	-	-	571	630	1,201	(300)	1997	9/23/2005	15 to 30 Years
Burger King	Springville, NY	(a)	678	586	-	-	678	586	1,264	(262)	1988	11/10/2005	15 to 30 Years
Burger King	Sweetwater, TN	(a)	602	550	-	250	602	800	1,402	(244)	1999	12/29/2006	15 to 40 Years
Burger King	Westchester, IL	(a)	765	437	-	-	765	437	1,202	(240)	1986	9/29/2006	15 to 20 Years
Burger King	Winchester, TN	(a)	400	291	-	250	400	541	941	(183)	1993	12/29/2006	15 to 20 Years
Caliber Collision	Conroe, TX	(c)	2,056	2,306	-	-	2,056	2,306	4,362	-	2016	12/28/2016	14 to 40 Years
Camping World	Bloom, MS	(c)	3,274	627	-	-	3,274	627	3,901	-	2016	12/22/2016	16 to 16 Years
Camping World	Mortsville, MN	(c)	3,873	768	-	-	3,873	768	4,641	-	2016	12/29/2016	9 to 30 Years
Camping World	Saukville, WI	(a)	2,061	4,794	-	-	2,061	4,794	6,855	(476)	2014	9/30/2014	15 to 40 Years
Camping World	Tulsa, OK	(c)	4,569	87	-	-	4,569	87	4,656	-	2016	12/15/2016	11 to 40 Years
Camping World	Wentzville, MO	(c)	2,040	5,133	-	1,264	2,040	6,397	8,437	(161)	2015	3/27/2015	39 to 40 Years
Camping World	Summersfield, FL	(c)	3,059	3,949	-	-	3,059	3,949	7,008	(96)	2004	8/29/2016	13 to 30 Years
Canemark RX, LLC	St. John, MO	(c)	1,733	3,095	91	365	1,824	3,460	5,284	(600)	1996	7/17/2013	1 to 43 Years
CarMax	Greenville, SC	(c)	9,731	11,625	-	-	9,731	11,625	21,356	(1,777)	1999	7/17/2013	3 to 40 Years
CarMax	Jacksonville, FL	(c)	6,155	10,957	-	-	6,155	10,957	17,112	(2,694)	2005	6/30/2005	15 to 30 Years
CarMax	Kennesaw, GA	(a)	3,931	5,334	-	-	3,931	5,334	9,265	(1,336)	1995	2/16/2012	15 to 30 Years
CarMax	Midlothian, VA	(c)	4,775	6,056	-	-	4,775	6,056	10,831	(1,478)	2004	6/30/2005	15 to 30 Years
CarMax	Ontario, CA	(c)	7,981	6,937	-	-	7,981	6,937	14,918	(1,678)	2005	6/30/2005	15 to 40 Years
CarMax	Pineville, NC	(b)	4,865	1,902	-	-	4,865	1,902	6,767	(465)	2002	7/17/2013	10 to 30 Years
CarMax	Pompano Beach, FL	(c)	6,153	5,010	-	-	6,153	5,010	11,163	(1,225)	2004	6/30/2005	15 to 40 Years
CarMax	Raleigh, NC	(a)	4,163	4,017	-	-	4,163	4,017	8,180	(1,203)	1994	7/17/2013	4 to 25 Years
CarMax Cinemas	Cedar Rapids, IA	(a)	2,521	5,461	-	-	2,521	5,461	7,982	(1,797)	1988	7/1/2005	15 to 40 Years
CarMax Cinemas	Chubbuck, ID	(a)	1,845	2,691	-	-	1,845	2,691	4,536	(234)	2004	12/23/2014	10 to 30 Years
CarMax Cinemas	Colorado Springs, CO	(a)	1,892	1,732	-	-	1,892	1,732	3,624	(936)	1995	9/30/2005	14 to 30 Years
CarMax Cinemas	Columbia, SC	(a)	2,115	2,091	-	-	2,115	2,091	4,206	(862)	1996	9/30/2005	15 to 30 Years
CarMax Cinemas	Durham, NC	(a)	1,630	2,685	-	-	1,630	2,685	4,315	(1,335)	1994	9/30/2005	13 to 30 Years
CarMax Cinemas	Fort Wayne, IN	(a)	2,897	9,849	681	-	3,378	9,849	13,227	(3,190)	2005	11/30/2005	15 to 40 Years
CarMax Cinemas	Greensboro, NC	(a)	2,359	2,431	-	-	2,359	2,431	4,790	(1,039)	1996	9/30/2005	15 to 30 Years
CarMax Cinemas	Johnston, IA	(b)	3,046	10,213	-	-	3,046	10,213	13,259	(3,783)	1998	6/23/2004	15 to 30 Years
CarMax Cinemas	Longview, TX	(a)	1,432	2,946	-	-	1,432	2,946	4,378	(1,248)	1995	9/30/2005	15 to 30 Years
CarMax Cinemas	Raleigh, NC	(a)	3,696	8,823	-	-	3,696	8,823	12,499	(3,428)	1988	6/10/2010	9 to 27 Years
CarMax Cinemas	Wilmington, NC	(a)	1,552	2,824	-	-	1,552	2,824	4,486	(1,198)	1997	9/30/2005	15 to 30 Years
CarMax Cinemas	Wilson-Salem, NC	(a)	1,567	2,140	-	-	1,567	2,140	3,707	(1,070)	1993	10/28/2005	13 to 30 Years
CarMax Cinemas	Missoula, MT	(a)	2,333	3,406	-	-	2,333	3,406	5,739	(1,184)	1998	6/23/2004	15 to 40 Years
Carrington College	Mesaquite, TX	(c)	2,534	1,780	-	-	2,534	1,780	4,314	(476)	1996	7/17/2013	8 to 23 Years
Carrington College	Phoenix, AZ	(a)	1,841	3,582	285	22	2,106	3,604	5,710	(1,279)	1975	7/1/2005	3 to 40 Years
Casual Male	Canton, MA	(c)	28,693	27,813	-	-	28,693	27,813	56,506	(9,384)	1962	2/1/2006	15 to 30 Years
Chapala	Boise, ID	(a)	809	601	(400)	(299)	409	342	751	(225)	1998	6/25/2004	15 to 30 Years
Charleston's Restaurant	Norman, OK	(a)	1,466	2,294	-	-	1,466	2,294	3,760	(1,052)	1992	7/2/2007	14 to 30 Years
Charleston's Restaurant	Tulsa, OK	(a)	1,540	1,997	-	-	1,540	1,997	3,577	(726)	2002	7/2/2007	11 to 33 Years
Check-Fix-A	Carrollton, GA	(a)	985	725	-	-	985	725	1,710	(130)	1999	7/17/2013	11 to 33 Years
Childcare Network	Chattanooga, TN	(a)	684	841	-	11	684	852	1,536	(10)	1995	9/28/2016	10 to 30 Years
Childcare Network	Marietta, GA	(a)	538	792	-	11	538	802	1,341	(10)	2009	9/28/2016	11 to 30 Years
Children's Learning Adventure	Henderson, NV	(c)	2,757	6,113	-	-	2,757	6,113	8,870	(580)	2010	5/16/2014	15 to 40 Years
Children's Learning Adventure	Humble, TX	(c)	2,108	7,208	-	-	2,108	7,208	9,316	(829)	2012	12/10/2013	15 to 40 Years
Children's Learning Adventure	The Woodlands, TX	(c)	2,039	7,154	-	-	2,039	7,154	9,193	(824)	2011	9/25/2013	15 to 40 Years
Children's Network	Burlington, NC	(c)	306	533	-	-	306	533	839	(2)	1971	12/13/2016	7 to 20 Years
Children's Network	Columbus, GA	(c)	342	1,096	-	30	342	1,126	1,468	(44)	2015	12/22/2015	15 to 40 Years
Children's Network	Denton, TX	(c)	627	1,909	-	-	627	1,909	2,536	(116)	2000	7/17/2015	15 to 30 Years
Children's Network	East Point, GA	(c)	411	1,279	-	-	411	1,279	1,690	(4)	2016	12/13/2016	14 to 40 Years

Children's Network	Elon, NC	(c)	486	846	-	-	486	846	1,332	(3)	1996	12/2/2016	4 to 30 Years
Children's Network	Evans, GA	(c)	508	640	-	-	508	640	1,148	(64)	2003	11/14/2014	15 to 30 Years
Children's Network	Fort Worth, TX	(c)	392	871	-	-	392	871	1,263	(85)	2006	7/17/2015	15 to 30 Years
Children's Network	Fort Walton Beach, FL	(c)	200	491	-	-	200	491	691	(37)	1977	2/27/2015	15 to 30 Years
Children's Network	Grand Prairie, TX	(c)	1,657	2,350	-	-	1,657	2,350	3,407	(164)	2007	7/17/2015	15 to 30 Years
Children's Network	Greensboro, NC	(c)	380	540	-	-	380	540	900	(2)	1949	12/2/2016	9 to 30 Years
Children's Network	Hampson, GA	(c)	391	460	-	-	391	460	851	(26)	2006	12/22/2015	15 to 30 Years
Children's Network	High Point, NC	(c)	206	978	-	-	206	978	1,184	(39)	1981	12/22/2015	15 to 30 Years
Children's Network	Norcross, GA	(c)	831	624	-	-	831	624	1,455	(75)	1985	3/30/2015	15 to 20 Years
Children's Network	Sanford, NC	(c)	200	611	-	-	200	611	811	(46)	2002	2/27/2015	15 to 30 Years
Children's Network	Stockbridge, GA	(c)	533	1,236	-	(14)	533	1,220	1,753	(121)	2000	10/31/2014	15 to 30 Years
Children's Network	Warner Robins, GA	(c)	431	620	-	-	431	620	1,051	(69)	1995	2/27/2015	15 to 20 Years
Children's Network	Winston-Salem, NC	(c)	541	659	-	-	541	659	1,200	(2)	1993	12/2/2016	5 to 30 Years
Childline	Arlington, TX	(a)	365	532	-	-	365	532	897	(128)	2006	7/17/2013	10 to 33 Years
Childline	Cuyahoga Falls, OH	(a)	279	727	-	-	279	727	1,006	(158)	1974	7/17/2013	8 to 25 Years
Childline	Modesto, CA	(a)	386	664	-	-	386	664	1,050	(142)	1986	7/17/2013	9 to 22 Years
Childline	Morrisville, NC	(a)	544	1,378	-	-	544	1,378	1,922	(96)	2010	2/19/2015	15 to 40 Years
Childline	Oklahoma City, OK	(a)	290	341	-	-	290	341	631	(90)	1985	7/17/2013	11 to 19 Years
Childline	Rochester, NY	(a)	242	539	-	-	242	539	781	(101)	1981	7/17/2013	8 to 28 Years
Chili's	Fredericksburg, TX	(c)	511	1,516	-	-	511	1,516	2,027	(224)	1985	7/17/2013	11 to 30 Years
Chili's	Paris, TX	(c)	552	1,821	-	-	552	1,821	2,373	(241)	1999	7/17/2013	11 to 35 Years
Chili's	Tilton, NH	(c)	1,565	-	-	-	1,565	-	1,565	-	(f)	7/17/2013	(f)
Church's Chicken	Birmingham, AL	(c)	119	158	-	-	119	158	277	(54)	1970	7/17/2013	9 to 15 Years
Church's Chicken	Abilene, TX	(c)	198	311	-	-	198	311	509	(80)	1975	7/17/2013	10 to 26 Years
Church's Chicken	Akron, OH	(a)	247	198	-	-	247	198	445	(137)	1971	5/25/2005	15 to 20 Years
Church's Chicken	Akron, OH	(a)	218	273	-	-	218	273	491	(145)	1978	5/25/2005	15 to 20 Years
Church's Chicken	Akron, OH	(a)	318	384	-	-	318	384	704	(233)	1982	5/25/2005	15 to 20 Years
Church's Chicken	Alamo, TX	(c)	1,745	715	-	-	1,745	715	2,460	(87)	1984	7/17/2013	9 to 35 Years
Church's Chicken	Albuquerque, NM	(c)	265	575	-	-	265	575	840	(121)	1980	7/17/2013	11 to 26 Years
Church's Chicken	Albuquerque, NM	(c)	466	591	-	-	466	591	1,057	(94)	1976	7/17/2013	11 to 35 Years
Church's Chicken	Albuquerque, NM	(c)	267	439	-	-	267	439	756	(104)	1975	7/17/2013	11 to 25 Years
Church's Chicken	Albuquerque, NM	(c)	293	300	-	-	293	300	593	(89)	1976	7/17/2013	11 to 25 Years
Church's Chicken	Altus, OK	(c)	70	413	-	-	70	413	483	(75)	1980	7/17/2013	7 to 25 Years
Church's Chicken	Americus, GA	(c)	282	406	-	-	282	406	688	(98)	1978	7/17/2013	11 to 23 Years
Church's Chicken	Atlanta, GA	(c)	336	346	-	-	336	346	682	(102)	1981	7/17/2013	11 to 23 Years
Church's Chicken	Atlanta, GA	(c)	554	258	-	-	554	258	812	(84)	1980	7/17/2013	11 to 23 Years
Church's Chicken	Atlanta, GA	(c)	683	5	-	-	683	5	688	(49)	1975	7/17/2013	11 to 23 Years
Church's Chicken	Atlanta, GA	(c)	394	268	-	-	394	268	662	(105)	1975	7/17/2013	11 to 16 Years
Church's Chicken	Austin, TX	(c)	531	794	-	-	531	794	1,325	(106)	1967	7/17/2013	11 to 32 Years
Church's Chicken	Austin, TX	(c)	904	477	-	-	904	477	1,381	(68)	1976	7/17/2013	11 to 35 Years
Church's Chicken	Austin, TX	(c)	418	872	-	-	418	872	1,290	(109)	1986	7/17/2013	11 to 35 Years
Church's Chicken	Austin, TX	(c)	689	634	-	-	689	634	1,323	(108)	2003	7/17/2013	11 to 35 Years
Church's Chicken	Balch Springs, TX	(c)	329	576	-	-	329	576	905	(114)	1986	7/17/2013	11 to 31 Years
Church's Chicken	Beeville, TX	(c)	120	488	-	-	120	488	608	(95)	1972	7/17/2013	9 to 25 Years
Church's Chicken	Birmingham, AL	(c)	192	656	-	-	192	656	848	(150)	1981	7/17/2013	7 to 19 Years
Church's Chicken	Birmingham, AL	(c)	120	151	-	-	120	151	271	(56)	1970	7/17/2013	6 to 15 Years
Church's Chicken	Birmingham, AL	(c)	107	508	-	-	107	508	615	(111)	1983	7/17/2013	7 to 19 Years
Church's Chicken	Birmingham, AL	(c)	131	526	-	-	131	526	657	(119)	1984	7/17/2013	7 to 19 Years
Church's Chicken	Brownsville, TX	(c)	796	556	-	-	796	556	1,351	(72)	1977	7/17/2013	10 to 35 Years
Church's Chicken	Brownsville, TX	(c)	667	785	-	-	667	785	1,452	(100)	1985	7/17/2013	10 to 35 Years
Church's Chicken	Brownsville, TX	(c)	369	679	-	-	369	679	1,048	(97)	1972	7/17/2013	11 to 35 Years
Church's Chicken	Brownsville, TX	(c)	267	652	-	-	267	652	919	(81)	2000	7/17/2013	10 to 35 Years
Church's Chicken	Brownsville, TX	(c)	430	656	-	-	430	656	1,086	(133)	1985	7/17/2013	11 to 29 Years
Church's Chicken	Brownsville, TX	(c)	571	930	-	-	571	930	1,501	(140)	2002	7/17/2013	10 to 35 Years
Church's Chicken	Bryan, TX	(c)	441	766	-	-	441	766	1,207	(90)	1972	7/17/2013	10 to 35 Years
Church's Chicken	Canton, OH	(a)	215	483	-	-	215	483	698	(251)	1974	5/25/2005	15 to 20 Years
Church's Chicken	Carrollton, TX	(c)	361	415	-	-	361	415	776	(99)	1997	7/17/2013	11 to 25 Years
Church's Chicken	Chicago, IL	(a)	313	275	-	-	313	275	588	(154)	1982	5/25/2005	15 to 20 Years
Church's Chicken	Chicago, IL	(a)	340	220	-	-	340	220	560	(144)	1975	5/25/2005	15 to 20 Years
Church's Chicken	Chicago, IL	(a)	242	244	-	-	242	244	486	(158)	1970	5/25/2005	15 to 20 Years
Church's Chicken	Chicago, IL	(a)	242	256	-	-	242	256	496	(151)	1974	5/25/2005	15 to 20 Years
Church's Chicken	Chicago, IL	(a)	532	279	-	-	532	279	811	(167)	1982	5/25/2005	15 to 20 Years
Church's Chicken	Chicago, IL	(a)	289	260	-	-	289	260	549	(150)	1982	5/25/2005	15 to 20 Years
Church's Chicken	Claburne, TX	(c)	129	482	-	-	129	482	611	(92)	1997	7/17/2013	9 to 25 Years
Church's Chicken	Columbus, GA	(c)	640	403	-	-	640	403	1,043	(101)	1983	7/17/2013	11 to 23 Years
Church's Chicken	Columbus, GA	(c)	342	49	-	-	342	49	391	(54)	1978	7/17/2013	9 to 23 Years

Church's Chicken	Columbus, OH	(a)	268	354	-	-	268	354	622	(217)	1975	5/25/2005	15 to 20 Years
Church's Chicken	Columbus, OH	(a)	294	262	-	-	294	262	556	(177)	1976	5/25/2005	15 to 20 Years
Church's Chicken	Copperas Cove, TX	(c)	186	249	-	-	186	249	435	(54)	1973	7/17/2013	11 to 23 Years
Church's Chicken	Cordova, GA	(c)	459	181	-	-	459	181	640	(52)	1980	7/17/2013	11 to 25 Years
Church's Chicken	Dallas, TX	(c)	88	215	-	-	88	215	303	(60)	1980	7/17/2013	9 to 19 Years
Church's Chicken	Dallas, TX	(c)	249	431	-	-	249	431	680	(63)	1985	7/17/2013	9 to 23 Years
Church's Chicken	Dallas, TX	(c)	164	431	-	-	164	431	595	(99)	1988	7/17/2013	10 to 18 Years
Church's Chicken	Dallas, TX	(c)	174	450	-	-	174	450	624	(83)	1989	7/17/2013	10 to 26 Years
Church's Chicken	Dallas, TX	(c)	236	339	-	-	236	339	575	(66)	1971	7/17/2013	10 to 23 Years
Church's Chicken	Dallas, TX	(c)	315	209	-	-	315	209	524	(48)	1999	7/17/2013	10 to 25 Years
Church's Chicken	Dallas, TX	(c)	392	501	-	-	392	501	893	(84)	1985	7/17/2013	11 to 30 Years
Church's Chicken	Decatur, GA	(c)	459	133	-	-	459	133	592	(54)	1974	7/17/2013	11 to 20 Years
Church's Chicken	Decatur, GA	(c)	566	49	-	-	566	49	615	(89)	1979	7/17/2013	3 to 11 Years
Church's Chicken	Decatur, GA	(c)	554	49	-	-	554	49	603	(49)	1977	7/17/2013	7 to 25 Years
Church's Chicken	Decatur, GA	(c)	570	30	-	-	570	30	600	(47)	1981	7/17/2013	7 to 25 Years
Church's Chicken	Detroit, MI	(a)	425	200	-	-	425	200	625	(139)	1977	5/25/2005	15 to 20 Years
Church's Chicken	Detroit, MI	(a)	351	209	-	-	351	209	560	(140)	1977	5/25/2005	15 to 20 Years
Church's Chicken	Detroit, MI	(a)	428	223	-	-	428	223	649	(155)	1979	5/25/2005	15 to 20 Years
Church's Chicken	Detroit, MI	(a)	413	235	-	-	413	235	648	(157)	1977	5/25/2005	15 to 20 Years
Church's Chicken	Detroit, MI	(a)	301	219	-	-	301	219	520	(141)	1972	5/25/2005	15 to 20 Years
Church's Chicken	Detroit, MI	(a)	270	305	-	-	270	305	575	(171)	1976	5/25/2005	15 to 20 Years
Church's Chicken	Detroit, MI	(a)	271	157	-	-	271	157	428	(108)	1978	5/25/2005	15 to 20 Years
Church's Chicken	Detroit, MI	(a)	385	258	-	-	385	258	643	(176)	1979	5/25/2005	15 to 20 Years
Church's Chicken	Detroit, MI	(a)	428	189	-	-	428	189	617	(130)	1979	5/25/2005	15 to 20 Years
Church's Chicken	Donna, TX	(c)	1,091	540	-	-	1,091	540	1,631	(80)	1984	7/17/2013	10 to 35 Years
Church's Chicken	Edge-Park, TX	(c)	597	385	-	-	597	385	862	(85)	1977	7/17/2013	9 to 26 Years
Church's Chicken	East Point, GA	(c)	429	245	-	-	429	245	674	(97)	1977	7/17/2013	11 to 19 Years
Church's Chicken	East St. Louis, IL	(a)	117	334	-	-	117	334	451	(142)	1990	5/25/2005	15 to 30 Years
Church's Chicken	Edinburg, TX	(c)	624	888	-	-	624	888	1,512	(115)	1985	7/17/2013	11 to 35 Years
Church's Chicken	Elsa, TX	(c)	1,159	141	-	-	1,159	141	1,300	(41)	1984	7/17/2013	11 to 35 Years
Church's Chicken	Ferguson, MO	(a)	293	212	-	-	293	212	505	(148)	1974	5/25/2005	15 to 20 Years
Church's Chicken	Flint, MI	(a)	340	258	-	-	340	258	596	(174)	1979	5/25/2005	15 to 20 Years
Church's Chicken	Floresville, TX	(c)	109	555	-	-	109	555	664	(101)	1985	7/17/2013	9 to 25 Years
Church's Chicken	Fort Worth, TX	(c)	157	263	-	-	157	263	420	(71)	1965	7/17/2013	11 to 20 Years
Church's Chicken	Fort Worth, TX	(c)	164	573	-	-	164	573	737	(95)	1965	7/17/2013	11 to 25 Years
Church's Chicken	Fort Worth, TX	(c)	200	643	-	-	200	643	843	(102)	1979	7/17/2013	11 to 30 Years
Church's Chicken	Fort Worth, TX	(c)	356	572	-	-	356	572	928	(86)	1970	7/17/2013	11 to 35 Years
Church's Chicken	Fort Worth, TX	(c)	187	539	-	-	187	539	726	(80)	1984	7/17/2013	11 to 35 Years
Church's Chicken	Fort Valley, GA	(c)	353	379	-	-	353	379	732	(106)	1985	7/17/2013	11 to 23 Years
Church's Chicken	Garland, TX	(c)	141	455	-	-	141	455	596	(83)	1986	7/17/2013	10 to 25 Years
Church's Chicken	Gary, IN	(a)	109	410	-	-	109	410	519	(226)	1980	5/25/2005	15 to 20 Years
Church's Chicken	Gary, IN	(a)	210	318	-	-	210	318	528	(217)	1979	5/25/2005	15 to 20 Years
Church's Chicken	Gary, IN	(a)	161	493	-	-	161	493	654	(286)	1973	5/25/2005	15 to 20 Years
Church's Chicken	Grand Prairie, TX	(c)	335	527	-	-	335	527	862	(78)	1980	7/17/2013	10 to 35 Years
Church's Chicken	Grand Prairie, TX	(c)	147	535	-	-	147	535	682	(86)	1985	7/17/2013	11 to 30 Years
Church's Chicken	Greensboro, AL	(c)	100	663	-	-	100	663	763	(94)	1986	7/17/2013	7 to 35 Years
Church's Chicken	Greenville, TX	(c)	325	441	-	-	325	441	766	(81)	1972	7/17/2013	10 to 35 Years
Church's Chicken	Griffin, GA	(c)	215	492	-	-	215	492	707	(96)	1978	7/17/2013	11 to 25 Years
Church's Chicken	Gulfport, MS	(c)	540	429	-	-	540	429	969	(56)	1971	7/17/2013	11 to 35 Years
Church's Chicken	Haltom City, TX	(c)	571	425	-	-	571	425	996	(66)	2007	7/17/2013	11 to 35 Years
Church's Chicken	Harlingen, TX	(c)	923	753	-	-	923	753	1,676	(93)	1985	7/17/2013	10 to 35 Years
Church's Chicken	Harlingen, TX	(c)	228	519	-	-	228	519	745	(89)	1973	7/17/2013	11 to 30 Years
Church's Chicken	Harvey, IL	(a)	361	269	(80)	-	281	269	550	(346)	1978	5/25/2005	15 to 20 Years
Church's Chicken	Hidalgo, TX	(c)	352	1,043	-	-	352	1,043	1,395	(141)	2001	7/17/2013	10 to 31 Years
Church's Chicken	Hobbs, NM	(c)	706	534	-	-	706	534	1,240	(91)	1974	7/17/2013	11 to 35 Years
Church's Chicken	Indianapolis, IN	(a)	258	262	-	-	258	262	520	(184)	1970	5/25/2005	15 to 20 Years
Church's Chicken	Indianapolis, IN	(a)	266	310	-	-	266	310	576	(197)	1971	5/25/2005	15 to 20 Years
Church's Chicken	Indianapolis, IN	(a)	170	749	-	-	170	749	919	(386)	1983	5/25/2005	15 to 20 Years
Church's Chicken	Indianapolis, IN	(a)	449	153	-	-	449	153	602	(140)	1968	5/25/2005	15 to 20 Years
Church's Chicken	Indianapolis, IN	(a)	370	150	-	-	370	150	520	(125)	1970	5/25/2005	15 to 20 Years
Church's Chicken	Irving, TX	(c)	463	338	-	-	463	338	801	(47)	1967	7/17/2013	10 to 25 Years
Church's Chicken	Jackson, MS	(c)	215	476	-	-	215	476	691	(88)	1977	7/17/2013	11 to 25 Years
Church's Chicken	Jackson, MS	(c)	996	610	-	-	996	610	1,606	(97)	1978	7/17/2013	11 to 35 Years
Church's Chicken	Jackson, MS	(c)	195	562	-	-	195	562	777	(89)	2000	7/17/2013	11 to 30 Years
Church's Chicken	Jackson, MS	(c)	447	555	-	-	447	555	1,002	(95)	1988	7/17/2013	11 to 35 Years
Church's Chicken	Joliet, IL	(a)	245	193	-	-	245	193	438	(140)	1985	5/25/2005	15 to 20 Years

Church's Chicken	Kansas City, MO	(c)	312	574	-	-	312	574	886	(91)	1996	7/17/2013	10 to 30 Years
Church's Chicken	Kansas City, MO	(c)	348	730	-	-	348	730	1,078	(101)	1996	7/17/2013	10 to 35 Years
Church's Chicken	Kansas City, MO	(c)	462	673	-	-	462	673	1,135	(95)	1996	7/17/2013	10 to 35 Years
Church's Chicken	Kansas City, MO	(c)	135	616	-	-	135	616	751	(106)	1996	7/17/2013	10 to 25 Years
Church's Chicken	Kansas City, MO	(c)	310	560	-	-	310	560	890	(92)	1996	7/17/2013	10 to 31 Years
Church's Chicken	Kansas City, MO	(c)	189	837	-	-	189	837	1,026	(144)	1996	7/17/2013	9 to 25 Years
Church's Chicken	Kilgus, TX	(c)	140	415	-	-	140	415	555	(87)	1985	7/17/2013	11 to 20 Years
Church's Chicken	Kilgus, TX	(c)	289	513	-	-	289	513	802	(72)	1974	7/17/2013	9 to 35 Years
Church's Chicken	Kingsville, TX	(c)	263	461	-	-	263	461	724	(67)	1977	7/17/2013	9 to 35 Years
Church's Chicken	Kitty, TX	(c)	224	262	-	-	224	262	486	(69)	1985	7/17/2013	9 to 18 Years
Church's Chicken	La Feria, TX	(c)	369	941	-	-	369	941	1,310	(118)	2003	7/17/2013	11 to 35 Years
Church's Chicken	LaGrange, GA	(c)	555	44	-	-	555	44	599	(135)	1978	7/17/2013	7 to 30 Years
Church's Chicken	Laredo, TX	(c)	272	713	-	-	272	713	985	(85)	1966	7/17/2013	11 to 35 Years
Church's Chicken	Laredo, TX	(c)	727	698	-	-	727	698	1,425	(88)	1968	7/17/2013	11 to 35 Years
Church's Chicken	Laurel, MS	(c)	690	290	-	-	690	290	980	(74)	1971	7/17/2013	11 to 24 Years
Church's Chicken	Lewisville, TX	(c)	913	470	-	-	913	470	1,383	(84)	1976	7/17/2013	8 to 35 Years
Church's Chicken	Little Rock, AR	(c)	99	500	-	-	99	500	599	(77)	1970	7/17/2013	8 to 30 Years
Church's Chicken	Little Rock, AR	(c)	332	432	-	-	332	432	764	(61)	1971	7/17/2013	9 to 35 Years
Church's Chicken	Little Rock, AR	(c)	263	492	-	-	263	492	755	(71)	1975	7/17/2013	9 to 35 Years
Church's Chicken	Longview, TX	(c)	149	552	-	-	149	552	701	(81)	1985	7/17/2013	9 to 35 Years
Church's Chicken	Lubbock, TX	(c)	325	794	-	-	325	794	1,119	(114)	2004	7/17/2013	11 to 34 Years
Church's Chicken	Macon, GA	(c)	291	628	-	-	291	628	919	(85)	1983	7/17/2013	9 to 35 Years
Church's Chicken	Macon, GA	(c)	195	347	-	-	195	347	542	(74)	1976	7/17/2013	9 to 25 Years
Church's Chicken	Macon, GA	(c)	185	553	-	-	185	553	738	(89)	1980	7/17/2013	11 to 30 Years
Church's Chicken	Mansfield, OH	(a)	225	327	-	-	225	327	552	(184)	1972	5/25/2005	15 to 20 Years
Church's Chicken	Maplewood, MO	(a)	189	225	-	-	189	225	425	(139)	1980	5/25/2005	15 to 20 Years
Church's Chicken	Maratta, GA	(c)	350	173	-	-	350	173	623	(66)	1976	7/17/2013	11 to 20 Years
Church's Chicken	Marlin, TX	(c)	81	327	-	-	81	327	408	(73)	1985	7/17/2013	8 to 25 Years
Church's Chicken	McAllen, TX	(c)	747	408	-	-	747	408	1,156	(56)	1992	7/17/2013	10 to 35 Years
Church's Chicken	McAllen, TX	(c)	601	539	-	-	601	539	1,140	(80)	1985	7/17/2013	11 to 35 Years
Church's Chicken	Memphis, TN	(c)	128	232	-	-	128	232	350	(60)	1971	7/17/2013	8 to 20 Years
Church's Chicken	Memphis, TN	(c)	156	351	-	-	156	351	507	(75)	1971	7/17/2013	7 to 25 Years
Church's Chicken	Memphis, TN	(c)	288	278	-	-	288	278	566	(89)	1976	7/17/2013	6 to 20 Years
Church's Chicken	Memphis, TN	(c)	206	471	-	-	206	471	677	(89)	1979	7/17/2013	10 to 25 Years
Church's Chicken	Memphis, TN	(c)	163	295	-	-	163	295	458	(65)	1979	7/17/2013	10 to 25 Years
Church's Chicken	Memphis, TN	(c)	212	245	-	-	212	245	457	(75)	1971	7/17/2013	7 to 20 Years
Church's Chicken	Memphis, TN	(c)	180	316	-	-	180	316	496	(76)	1971	7/17/2013	7 to 20 Years
Church's Chicken	Memphis, TN	(c)	264	592	-	-	264	592	856	(89)	1971	7/17/2013	11 to 35 Years
Church's Chicken	Memphis, TN	(c)	426	608	-	-	426	608	1,034	(100)	1971	7/17/2013	11 to 32 Years
Church's Chicken	Mercedes, TX	(c)	535	575	-	-	535	575	1,110	(81)	1982	7/17/2013	11 to 35 Years
Church's Chicken	Mesquite, TX	(c)	234	459	-	-	234	459	693	(89)	2001	7/17/2013	11 to 28 Years
Church's Chicken	Midland, TX	(c)	195	432	-	-	195	432	627	(60)	1972	7/17/2013	9 to 35 Years
Church's Chicken	Midwest City, OK	(c)	318	623	-	-	318	623	941	(87)	1985	7/17/2013	9 to 35 Years
Church's Chicken	Missou, TX	(c)	577	598	-	-	577	598	1,175	(85)	1981	7/17/2013	9 to 35 Years
Church's Chicken	Montgomery, AL	(c)	286	623	-	-	286	623	911	(84)	1998	7/17/2013	9 to 35 Years
Church's Chicken	Montgomery, AL	(c)	177	516	-	-	177	516	693	(131)	1984	7/17/2013	9 to 19 Years
Church's Chicken	Montgomery, AL	(c)	247	376	-	-	247	376	623	(96)	1999	7/17/2013	10 to 24 Years
Church's Chicken	Montgomery, AL	(c)	455	579	-	-	455	579	1,034	(101)	1972	7/17/2013	11 to 33 Years
Church's Chicken	Montgomery, AL	(c)	313	601	-	-	313	601	914	(133)	1999	7/17/2013	10 to 27 Years
Church's Chicken	New Braunfels, TX	(c)	302	526	-	-	302	526	828	(97)	1973	7/17/2013	10 to 27 Years
Church's Chicken	Nogales, AZ	(c)	207	448	-	-	207	448	655	(86)	1976	7/17/2013	11 to 25 Years
Church's Chicken	Norfolk, VA	(c)	373	517	-	-	373	517	890	(131)	1988	7/17/2013	7 to 20 Years
Church's Chicken	Normandy, MO	(a)	265	329	(6)	-	259	329	588	(203)	1978	5/25/2005	15 to 20 Years
Church's Chicken	North Little Rock, AR	(c)	128	351	-	-	128	351	479	(66)	1999	7/17/2013	10 to 28 Years
Church's Chicken	Odessa, TX	(c)	597	443	-	-	597	443	1,040	(71)	1979	7/17/2013	10 to 35 Years
Church's Chicken	Odessa, TX	(c)	670	563	-	-	670	563	1,233	(84)	1972	7/17/2013	10 to 35 Years
Church's Chicken	Oklahoma City, OK	(c)	223	469	-	-	223	469	692	(110)	1998	7/17/2013	8 to 22 Years
Church's Chicken	Oklahoma City, OK	(c)	200	428	-	-	200	428	628	(85)	1971	7/17/2013	9 to 25 Years
Church's Chicken	Overland, MO	(a)	278	494	-	-	278	494	772	(276)	1972	5/25/2005	15 to 20 Years
Church's Chicken	Peoria, IL	(a)	154	320	-	-	154	320	474	(196)	1976	5/25/2005	15 to 20 Years
Church's Chicken	Pharr, TX	(c)	694	441	-	-	694	441	1,135	(90)	1997	7/17/2013	10 to 28 Years
Church's Chicken	Phenix City, AL	(c)	493	497	-	-	493	497	990	(62)	1978	7/17/2013	8 to 35 Years
Church's Chicken	Phoenix, AZ	(c)	523	97	-	-	523	97	620	(46)	1976	7/17/2013	9 to 16 Years
Church's Chicken	Phoenix, AZ	(c)	321	276	-	-	321	276	597	(74)	1975	7/17/2013	10 to 20 Years
Church's Chicken	Phoenix, AZ	(c)	384	528	-	-	384	528	912	(90)	1974	7/17/2013	11 to 27 Years
Church's Chicken	Phoenix, AZ	(c)	368	267	-	-	368	267	635	(56)	1974	7/17/2013	11 to 23 Years

Church's Chicken	Phoenix, AZ	(c)	415	403	-	-	415	403	818	(89)	1975	7/17/2013	8 to 27 Years
Church's Chicken	Phoenix, AZ	(c)	599	412	-	-	599	412	1,011	(87)	1980	7/17/2013	10 to 35 Years
Church's Chicken	Phoenix, AZ	(c)	400	120	-	-	400	120	520	(50)	1977	7/17/2013	11 to 13 Years
Church's Chicken	Pine Bluff, AR	(c)	854	431	-	-	854	431	1,285	(58)	1971	7/17/2013	7 to 35 Years
Church's Chicken	Pleasanton, TX	(c)	230	1,052	-	-	230	1,052	1,282	(136)	1985	7/17/2013	11 to 35 Years
Church's Chicken	Port Isabel, TX	(c)	348	872	-	-	348	872	1,020	(102)	2004	7/17/2013	11 to 31 Years
Church's Chicken	Port Lavaca, TX	(c)	339	594	-	-	339	594	933	(97)	1985	7/17/2013	11 to 28 Years
Church's Chicken	Portsmouth, VA	(c)	574	419	-	-	574	419	993	(93)	1988	7/17/2013	10 to 25 Years
Church's Chicken	Raymondville, TX	(c)	660	455	-	-	660	455	1,115	(81)	1984	7/17/2013	9 to 35 Years
Church's Chicken	Richland Hills, TX	(c)	229	199	-	-	229	199	428	(48)	1999	7/17/2013	10 to 25 Years
Church's Chicken	Rio Grand City, TX	(c)	1,746	554	-	-	1,746	554	2,300	(79)	1984	7/17/2013	12 to 35 Years
Church's Chicken	Roma, TX	(c)	478	855	-	-	478	855	1,333	(123)	1985	7/17/2013	11 to 35 Years
Church's Chicken	Roswell, NM	(c)	343	321	-	-	343	321	664	(96)	1974	7/17/2013	11 to 23 Years
Church's Chicken	San Antonio, TX	(c)	205	1,042	-	-	205	1,042	1,247	(205)	1976	7/17/2013	10 to 20 Years
Church's Chicken	San Antonio, TX	(c)	685	257	-	-	685	257	942	(44)	1976	7/17/2013	9 to 35 Years
Church's Chicken	San Antonio, TX	(c)	592	336	-	-	592	336	928	(56)	1968	7/17/2013	9 to 35 Years
Church's Chicken	San Antonio, TX	(c)	79	347	-	-	79	347	426	(47)	1977	7/17/2013	9 to 35 Years
Church's Chicken	San Antonio, TX	(c)	395	414	-	-	395	414	809	(86)	1984	7/17/2013	11 to 25 Years
Church's Chicken	San Antonio, TX	(c)	544	521	-	-	544	521	1,055	(77)	1987	7/17/2013	11 to 33 Years
Church's Chicken	San Antonio, TX	(c)	375	282	-	-	375	282	657	(72)	1965	7/17/2013	9 to 21 Years
Church's Chicken	San Antonio, TX	(c)	373	170	-	-	373	170	543	(47)	1993	7/17/2013	9 to 20 Years
Church's Chicken	San Antonio, TX	(c)	331	449	-	-	331	449	780	(87)	1983	7/17/2013	9 to 25 Years
Church's Chicken	San Antonio, TX	(c)	283	573	-	-	283	573	856	(107)	1971	7/17/2013	11 to 33 Years
Church's Chicken	San Antonio, TX	(c)	369	226	-	-	369	226	595	(47)	1986	7/17/2013	10 to 25 Years
Church's Chicken	San Antonio, TX	(c)	397	700	-	-	397	700	1,097	(98)	1984	7/17/2013	11 to 35 Years
Church's Chicken	San Antonio, TX	(c)	403	61	-	-	403	61	464	(130)	1971	7/17/2013	9 to 17 Years
Church's Chicken	San Antonio, TX	(c)	279	261	-	-	279	261	540	(54)	1978	7/17/2013	11 to 32 Years
Church's Chicken	San Benito, TX	(c)	1,641	888	-	-	1,641	888	2,329	(88)	1977	7/17/2013	9 to 35 Years
Church's Chicken	St. Louis, MO	(a)	290	211	-	-	290	211	501	(152)	1973	5/25/2005	15 to 20 Years
Church's Chicken	St. Louis, MO	(a)	231	337	-	-	231	337	568	(195)	1972	5/25/2005	15 to 20 Years
Church's Chicken	St. Louis, MO	(a)	189	227	-	-	189	227	416	(145)	1972	5/25/2005	15 to 20 Years
Church's Chicken	St. Louis, MO	(a)	464	218	-	-	464	218	682	(174)	1978	5/25/2005	15 to 20 Years
Church's Chicken	Talladega, AL	(c)	247	245	-	-	247	245	492	(91)	1998	7/17/2013	11 to 21 Years
Church's Chicken	Tempe, TX	(c)	705	493	-	-	705	493	1,198	(87)	1983	7/17/2013	10 to 35 Years
Church's Chicken	The Village, OK	(c)	211	650	-	-	211	650	861	(83)	1978	7/17/2013	9 to 35 Years
Church's Chicken	Tucson, AZ	(c)	262	193	-	-	262	193	455	(61)	1983	7/17/2013	11 to 23 Years
Church's Chicken	Tucson, AZ	(c)	191	552	-	-	191	552	743	(72)	1981	7/17/2013	11 to 35 Years
Church's Chicken	Tucson, AZ	(c)	349	479	-	-	349	479	828	(72)	1976	7/17/2013	11 to 35 Years
Church's Chicken	Tucson, AZ	(c)	221	434	-	-	221	434	655	(72)	1980	7/17/2013	11 to 27 Years
Church's Chicken	Tulsa, OK	(c)	767	466	-	-	767	466	1,233	(74)	1976	7/17/2013	8 to 35 Years
Church's Chicken	Tulsa, OK	(c)	315	717	-	-	315	717	1,032	(95)	1976	7/17/2013	10 to 35 Years
Church's Chicken	Tyler, TX	(c)	227	527	-	-	227	527	754	(71)	1976	7/17/2013	11 to 35 Years
Church's Chicken	Universal City, TX	(c)	408	369	-	-	408	369	777	(84)	1989	7/17/2013	9 to 25 Years
Church's Chicken	Vicksburg, MS	(c)	278	333	-	-	278	333	611	(77)	1972	7/17/2013	11 to 25 Years
Church's Chicken	Victoria, TX	(c)	129	490	-	-	129	490	619	(87)	1985	7/17/2013	11 to 28 Years
Church's Chicken	Victoria, TX	(c)	367	182	-	-	367	182	549	(48)	1984	7/17/2013	11 to 22 Years
Church's Chicken	Waco, TX	(c)	395	542	-	-	395	542	907	(87)	1999	7/17/2013	10 to 35 Years
Church's Chicken	Warren, MI	(a)	488	215	-	-	488	215	703	(146)	1979	5/25/2005	15 to 20 Years
Church's Chicken	Washington Park, IL	(a)	119	324	-	-	119	324	443	(188)	1980	5/25/2005	15 to 20 Years
Church's Chicken	Weslaco, TX	(c)	890	513	-	-	890	513	1,373	(72)	1990	7/17/2013	11 to 35 Years
Church's Chicken	Weslaco, TX	(c)	291	786	-	-	291	786	1,077	(133)	1970	7/17/2013	11 to 25 Years
Circle K	Akron, OH	(c)	424	1,139	-	-	424	1,139	1,563	(188)	1995	7/17/2013	13 to 30 Years
Circle K	Akron, OH	(c)	587	1,073	-	-	587	1,073	1,650	(197)	1998	7/17/2013	13 to 32 Years
Circle K	Akron, OH	(c)	500	2,058	-	-	500	2,058	2,558	(278)	1999	7/17/2013	15 to 33 Years
Circle K	Akron, OH	(c)	337	1,149	-	-	337	1,149	1,486	(160)	2001	7/17/2013	15 to 35 Years
Circle K	Akron, OH	(c)	595	1,031	-	-	595	1,031	1,626	(188)	1995	7/17/2013	14 to 30 Years
Circle K	Akron, OH	(c)	554	824	-	-	554	824	1,378	(136)	1989	7/17/2013	14 to 30 Years
Circle K	Akron, OH	(c)	517	1,122	-	-	517	1,122	1,639	(199)	1994	7/17/2013	13 to 29 Years
Circle K	Akron, OH	(c)	283	1,160	-	-	283	1,160	1,443	(168)	1997	7/17/2013	14 to 32 Years
Circle K	Akron, OH	(c)	434	1,198	-	-	434	1,198	1,632	(206)	1994	7/17/2013	14 to 29 Years
Circle K	Akron, OH	(c)	343	1,193	-	-	343	1,193	1,564	(183)	1991	7/17/2013	15 to 31 Years
Circle K	Akron, OH	(c)	513	1,251	-	-	513	1,251	1,536	(199)	1996	7/17/2013	15 to 31 Years
Circle K	Akron, OH	(c)	321	1,179	-	-	321	1,179	1,500	(185)	1994	7/17/2013	13 to 29 Years
Circle K	Akron, OH	(c)	402	1,263	-	-	402	1,263	1,665	(177)	2000	7/17/2013	13 to 34 Years
Circle K	Akron, OH	(c)	291	1,230	-	-	291	1,230	1,521	(215)	1980	7/17/2013	12 to 25 Years
Circle K	Albuquerque, NM	(c)	699	777	-	-	699	777	1,476	(241)	1994	7/17/2013	9 to 35 Years

Circle K	Auburn, AL	(c)	757	1,199	-	-	757	1,199	1,956	(243)	1990	7/17/2013	10 to 25 Years
Circle K	Augusta, GA	(c)	400	1,540	-	-	400	1,540	1,940	(217)	1981	7/17/2013	13 to 30 Years
Circle K	Barberton, OH	(c)	255	1,244	-	-	255	1,244	1,499	(205)	1991	7/17/2013	12 to 26 Years
Circle K	Barberton, OH	(c)	884	1,885	-	-	884	1,885	2,309	(301)	1981	7/17/2013	13 to 34 Years
Circle K	Barberton, OH	(c)	321	1,219	-	-	321	1,219	1,540	(186)	1983	7/17/2013	14 to 31 Years
Circle K	Baton Rouge, LA	(c)	260	859	-	-	260	859	1,119	(159)	1976	7/17/2013	7 to 25 Years
Circle K	Baton Rouge, LA	(c)	330	997	-	-	330	997	1,327	(156)	1970	7/17/2013	8 to 35 Years
Circle K	Baton Rouge, LA	(c)	481	913	-	-	481	913	1,294	(172)	1977	7/17/2013	8 to 35 Years
Circle K	Beaufort, SC	(c)	850	1,337	-	-	850	1,337	2,187	(226)	1997	7/17/2013	12 to 34 Years
Circle K	Bedford, OH	(c)	750	680	-	-	750	680	1,430	(148)	2000	7/17/2013	15 to 33 Years
Circle K	Bluffton, SC	(c)	1,531	645	-	-	1,531	645	2,176	(159)	1997	7/17/2013	10 to 32 Years
Circle K	Bossier City, LA	(c)	565	1,051	(21)	-	544	1,051	1,595	(192)	1987	7/17/2013	9 to 25 Years
Circle K	Brookpark, OH	(c)	623	978	-	-	623	978	1,601	(172)	1998	7/17/2013	13 to 32 Years
Circle K	Canton, OH	(c)	362	1,159	-	-	362	1,159	1,521	(205)	1990	7/17/2013	12 to 26 Years
Circle K	Canton, OH	(c)	1,037	1,557	-	-	1,037	1,557	2,594	(281)	2000	7/17/2013	15 to 34 Years
Circle K	Charleston, SC	(c)	1,547	1,242	-	-	1,547	1,242	2,789	(312)	1987	7/17/2013	7 to 20 Years
Circle K	Charlotte, NC	(c)	1,508	749	(128)	-	1,380	749	1,129	(159)	1996	7/17/2013	9 to 35 Years
Circle K	Charlotte, NC	(c)	1,442	789	-	-	1,442	789	2,231	(204)	1997	7/17/2013	8 to 35 Years
Circle K	Charlotte, NC	(c)	1,392	563	-	-	1,392	563	1,955	(245)	1991	7/17/2013	6 to 32 Years
Circle K	Cleveland, OH	(c)	804	1,513	-	-	804	1,513	2,317	(237)	2002	7/17/2013	13 to 35 Years
Circle K	Columbia, SC	(c)	1,281	985	-	-	1,281	985	2,246	(194)	1993	7/17/2013	10 to 28 Years
Circle K	Columbus, GA	(c)	711	943	-	-	711	943	1,654	(161)	1990	7/17/2013	13 to 32 Years
Circle K	Columbus, GA	(c)	574	1,039	-	-	574	1,039	1,613	(163)	1984	7/17/2013	13 to 32 Years
Circle K	Columbus, GA	(c)	867	2,299	-	-	867	2,299	3,166	(342)	1978	7/17/2013	13 to 30 Years
Circle K	Columbus, GA	(c)	1,465	2,088	-	-	1,465	2,088	3,553	(336)	1995	7/17/2013	11 to 34 Years
Circle K	Columbus, GA	(c)	730	1,317	-	-	730	1,317	2,047	(228)	1978	7/17/2013	13 to 28 Years
Circle K	Copley, OH	(c)	379	999	-	-	379	999	1,378	(183)	1993	7/17/2013	12 to 28 Years
Circle K	Cuyahoga Falls, OH	(c)	657	1,018	-	-	657	1,018	1,675	(207)	1995	7/17/2013	13 to 30 Years
Circle K	Cuyahoga Falls, OH	(c)	958	1,416	-	-	958	1,416	2,274	(256)	2002	7/17/2013	15 to 35 Years
Circle K	Cuyahoga Falls, OH	(c)	342	806	-	-	342	806	1,148	(154)	1972	7/17/2013	12 to 26 Years
Circle K	El Paso, TX	(c)	1,143	1,029	-	-	1,143	1,029	2,172	(438)	2000	7/17/2013	4 to 27 Years
Circle K	El Paso, TX	(c)	987	558	-	-	987	558	1,545	(203)	1999	7/17/2013	3 to 26 Years
Circle K	El Paso, TX	(c)	1,090	1,203	-	-	1,090	1,203	2,293	(330)	1999	7/17/2013	6 to 35 Years
Circle K	Fairlawn, OH	(c)	616	1,064	-	-	616	1,064	1,680	(203)	1993	7/17/2013	13 to 28 Years
Circle K	Fort Mill, SC	(c)	1,589	1,356	-	-	1,589	1,356	2,945	(213)	1999	7/17/2013	10 to 20 Years
Circle K	Goose Creek, SC	(c)	682	1,571	-	-	682	1,571	2,253	(329)	1983	7/17/2013	7 to 20 Years
Circle K	Huntersville, NC	(c)	1,539	924	-	-	1,539	924	2,463	(266)	1996	7/17/2013	8 to 35 Years
Circle K	Kent, OH	(c)	258	917	-	-	258	917	1,175	(147)	1994	7/17/2013	13 to 29 Years
Circle K	Lanett, AL	(c)	299	844	-	-	299	844	1,143	(157)	1974	7/17/2013	10 to 25 Years
Circle K	Macon, GA	(c)	470	1,226	-	-	470	1,226	1,696	(251)	1974	7/17/2013	7 to 35 Years
Circle K	Macon, GA	(c)	471	1,066	-	-	471	1,066	1,537	(271)	1993	7/17/2013	5 to 35 Years
Circle K	Maple Heights, OH	(c)	747	917	-	-	747	917	1,664	(179)	1998	7/17/2013	13 to 32 Years
Circle K	Martinez, GA	(c)	626	996	-	-	626	996	1,622	(412)	1985	7/17/2013	3 to 35 Years
Circle K	Midland, GA	(c)	637	2,136	-	-	637	2,136	2,779	(265)	1995	7/17/2013	9 to 35 Years
Circle K	Mobile, AL	(c)	552	1,664	-	-	552	1,664	2,216	(315)	1987	7/17/2013	11 to 24 Years
Circle K	Mobile, AL	(c)	939	878	-	-	939	878	1,817	(217)	1988	7/17/2013	13 to 25 Years
Circle K	Monroe, LA	(c)	517	1,455	-	-	517	1,455	1,972	(316)	1995	7/17/2013	8 to 28 Years
Circle K	Mount Pleasant, SC	(c)	1,328	1,073	-	-	1,328	1,073	2,401	(170)	1978	7/17/2013	7 to 30 Years
Circle K	N. Augusta, SC	(c)	1,065	894	-	-	1,065	894	1,959	(146)	1999	7/17/2013	12 to 33 Years
Circle K	Northfield, OH	(c)	873	1,633	-	-	873	1,633	2,506	(274)	1983	7/17/2013	15 to 35 Years
Circle K	Norton, OH	(c)	581	1,460	-	-	581	1,460	2,041	(220)	1984	7/17/2013	13 to 35 Years
Circle K	Opelika, AL	(c)	960	1,716	-	-	960	1,716	2,876	(363)	1988	7/17/2013	10 to 25 Years
Circle K	Opelika, AL	(c)	400	1,321	-	-	400	1,321	1,721	(239)	1989	7/17/2013	10 to 24 Years
Circle K	Parma, OH	(c)	437	1,166	-	-	437	1,166	1,603	(160)	2002	7/17/2013	15 to 35 Years
Circle K	Phenix City, AL	(c)	554	1,392	-	-	554	1,392	1,946	(228)	1999	7/17/2013	13 to 33 Years
Circle K	Phoenix, AZ	(c)	1,212	380	-	-	1,212	380	1,592	(76)	1985	3/20/2015	7 to 40 Years
Circle K	Pine Mountain, GA	(c)	454	1,627	-	-	454	1,627	2,081	(239)	1999	7/17/2013	10 to 37 Years
Circle K	Port Wentworth, GA	(c)	1,627	1,131	-	-	1,627	1,131	2,758	(513)	1991	7/17/2013	4 to 37 Years
Circle K	Savannah, GA	(c)	1,001	847	-	-	1,001	847	1,848	(205)	1997	7/17/2013	8 to 37 Years
Circle K	Savannah, GA	(c)	831	869	-	-	831	869	1,700	(169)	1990	7/17/2013	14 to 30 Years
Circle K	Sewilla, OH	(c)	1,141	2,604	-	-	1,141	2,604	3,745	(389)	2003	7/17/2013	15 to 36 Years
Circle K	Shrewport, LA	(c)	369	1,183	-	-	369	1,183	1,552	(251)	1988	7/17/2013	4 to 25 Years
Circle K	Springdale, SC	(c)	794	767	-	-	794	767	1,561	(134)	1999	7/17/2013	13 to 33 Years
Circle K	Twinsburg, OH	(c)	556	1,317	-	-	556	1,317	1,873	(191)	2005	7/17/2013	15 to 37 Years
Circle K	Valley, AL	(c)	754	804	-	-	754	804	1,556	(165)	1974	7/17/2013	9 to 25 Years
Circle K	West Monroe, LA	(c)	686	981	-	-	686	981	1,667	(420)	1983	7/17/2013	5 to 25 Years

Circle K	West Monroe, LA	(c)	425	1,558	-	-	425	1,558	1,983	(424)	1999	7/17/2013	3 to 35 Years
Circle K	Wiloughby, OH	(c)	477	1,167	-	-	477	1,167	1,644	(183)	1986	7/17/2013	13 to 32 Years
Circuit	Augusta, GA	(c)	1,081	1,488	-	-	1,081	1,488	2,569	(161)	1986	9/30/2015	10 to 20 Years
Circuit	Baton Rouge, LA	(c)	1,076	2,289	-	-	1,076	2,289	3,265	(100)	2015	11/13/2015	10 to 40 Years
Circuit	Brentwood, TN	(c)	2,292	2,273	-	2	2,292	2,275	4,567	(190)	1970	9/30/2015	9 to 20 Years
Circuit	Clovis, CA	(c)	1,117	-	-	-	1,117	-	1,117	-	(0)	12/5/2016	(0)
Circuit	Flowood, MS	(c)	900	1,137	-	-	900	1,137	2,037	(90)	1995	11/13/2015	9 to 25 Years
Circuit	Rogers, AR	(c)	635	2,376	-	-	635	2,376	3,011	(117)	2014	9/30/2015	9 to 40 Years
Circuit	Wilmington, NC	(c)	837	1,429	-	-	837	1,429	2,296	(127)	2006	9/30/2015	9 to 20 Years
Clean Freak	Chandler, AZ	(c)	1,293	1,951	-	-	1,293	1,951	3,244	(23)	2006	9/29/2016	21 to 30 Years
Clean Freak	Glendale, AZ	(c)	1,524	854	-	-	1,524	854	2,378	(16)	1988	9/29/2016	21 to 30 Years
Clean Freak	Phoenix, AZ	(c)	2,066	1,581	-	-	2,066	1,581	3,647	(22)	2009	9/29/2016	21 to 30 Years
Clean Freak	Phoenix, AZ	(c)	1,143	439	-	-	1,143	439	1,582	(8)	1970	9/29/2016	21 to 30 Years
Clean Freak	Phoenix, AZ	(c)	1,835	2,332	-	54	1,835	2,386	4,221	(29)	1974	9/29/2016	21 to 30 Years
Columbus Arts & Tech Academy	Columbus, OH	(a)	417	5,100	-	849	417	5,949	6,366	(2,248)	1980	3/17/2006	13 to 30 Years
Columbus Fish Market	Grandview, OH	(a)	2,164	1,165	-	-	2,164	1,165	3,329	(307)	1960	7/17/2013	9 to 23 Years
Columbus Preparatory Academy	Columbus, OH	(a)	1,069	3,363	330	1,340	1,399	4,703	6,102	(2,590)	2004	3/17/2006	13 to 20 Years
ConForm Automotive	Sidney, OH	(a)	921	4,177	-	-	921	4,177	5,096	(2,283)	1987	12/22/2005	12 to 20 Years
Conn's, Inc.	Houston, TX	(c)	2,132	2,320	-	1,601	2,150	3,921	6,071	(109)	1995	7/17/2013	38 to 40 Years
Convergys	Las Cruces, NM	(c)	808	6,045	-	-	808	6,045	6,853	(702)	2008	7/17/2013	4 to 52 Years
Cost-U-Less	St. Croix, WI	(c)	1,132	5,992	-	-	1,132	5,992	8,124	(775)	2005	7/17/2013	8 to 37 Years
Courthouse Athletic Club	Chavez, OR	(a)	1,208	4,089	-	-	1,208	4,089	5,297	(1,230)	1988	12/1/2005	15 to 40 Years
Courthouse Athletic Club	Salem, OR	(a)	941	2,620	1,018	5,042	1,959	7,662	9,621	(2,233)	1996	12/1/2005	15 to 40 Years
Courthouse Athletic Club	Salem, OR	(a)	1,509	5,635	-	-	1,509	5,635	7,144	(1,685)	2001	12/1/2005	15 to 40 Years
Courthouse Athletic Club	Salem, OR	(a)	1,214	4,911	-	-	1,214	4,911	6,125	(1,493)	1980	12/1/2005	15 to 40 Years
Courthouse Athletic Club	Salem, OR	(a)	1,589	3,834	-	-	1,589	3,834	5,423	(1,555)	1977	12/1/2005	15 to 30 Years
CoHealth	Springfield, MD	(c)	2,025	3,911	-	-	2,025	3,911	5,826	(459)	1960	9/23/2014	7 to 30 Years
Crème de la Crème	Barrington, IL	(a)	1,180	5,339	-	-	1,180	5,339	7,119	(447)	2008	5/20/2014	15 to 40 Years
Crème de la Crème	Chicago, IL	(a)	5,057	5,339	-	-	5,057	5,339	10,996	(416)	2009	5/20/2014	15 to 40 Years
Crème de la Crème	Duluth, GA	(a)	2,289	4,274	-	-	2,289	4,274	6,563	(1,704)	2007	12/23/2008	13 to 48 Years
Crème de la Crème	Lawwood, KS	(a)	1,854	3,914	-	-	1,854	3,914	5,758	(1,668)	1999	9/29/2005	15 to 30 Years
Crème de la Crème	Lone Tree, CO	(a)	2,020	3,748	-	-	2,020	3,748	5,768	(1,534)	1999	9/29/2005	15 to 30 Years
Crème de la Crème	Mt. Laurel, NJ	(a)	1,404	5,655	-	-	1,404	5,655	7,059	(1,409)	2007	5/1/2009	13 to 48 Years
Crème de la Crème	Romeville, IL	(a)	1,684	5,676	-	-	1,684	5,676	7,260	(1,297)	2008	11/7/2008	14 to 49 Years
Crème de la Crème	Warrenville, IL	(a)	2,542	3,813	-	-	2,542	3,813	6,355	(1,701)	1999	9/29/2005	15 to 30 Years
Crème de la Crème	Westmont, IL	(a)	1,375	5,087	-	-	1,375	5,087	6,462	(1,432)	2003	12/28/2005	15 to 40 Years
Crown Distributing LLC	Arlington, WA	(c)	1,860	10,402	-	-	1,860	10,402	12,262	(854)	2002	11/21/2014	7 to 40 Years
Crunch Fitness	Aurora, IL	(a)	668	2,615	-	23	668	2,638	3,306	(12)	2001	11/29/2016	9 to 30 Years
Crunch Fitness	Boise, ID	(c)	1,335	4,962	-	-	1,335	4,962	6,317	-	2001	12/28/2016	8 to 30 Years
Crunch Fitness	Boise, ID	(c)	823	3,178	-	-	823	3,178	4,001	-	2003	12/28/2016	10 to 40 Years
Crunch Fitness	Eagle, ID	(c)	1,428	5,591	-	-	1,428	5,591	7,019	-	1999	12/28/2016	10 to 40 Years
Crunch Fitness	Meridian, ID	(c)	840	2,950	-	-	840	2,950	3,790	-	1993	12/28/2016	8 to 30 Years
C-Store (GPM Investments, LLC)	Allegan, MI	(c)	392	224	-	-	392	224	616	(15)	1965	5/19/2016	17 to 30 Years
C-Store (GPM Investments, LLC)	Alma, MI	(c)	235	437	-	-	235	437	672	(14)	2006	5/19/2016	17 to 30 Years
C-Store (GPM Investments, LLC)	Alpena, MI	(c)	392	336	-	-	392	336	728	(14)	1998	5/19/2016	17 to 40 Years
C-Store (GPM Investments, LLC)	Alpena, MI	(c)	471	561	-	-	471	561	1,032	(18)	1999	5/19/2016	17 to 40 Years
C-Store (GPM Investments, LLC)	Burlon, MI	(c)	336	1,323	-	-	336	1,323	1,659	(34)	1999	5/19/2016	17 to 30 Years
C-Store (GPM Investments, LLC)	Cadillac, MI	(c)	370	404	-	-	370	404	774	(17)	1971	5/19/2016	17 to 30 Years
C-Store (GPM Investments, LLC)	Cedar Springs, MI	(c)	191	348	-	-	191	348	539	(12)	1965	5/19/2016	17 to 30 Years
C-Store (GPM Investments, LLC)	Charlton, MI	(c)	224	157	-	-	224	157	381	(10)	1968	5/19/2016	17 to 30 Years
C-Store (GPM Investments, LLC)	Coldwater, MI	(c)	258	135	-	-	258	135	393	(9)	1960	5/19/2016	17 to 30 Years
C-Store (GPM Investments, LLC)	Connersville, IN	(c)	336	179	-	-	336	179	515	(10)	1993	5/19/2016	17 to 30 Years
C-Store (GPM Investments, LLC)	Coopersville, MI	(c)	998	572	-	-	998	572	1,570	(27)	1968	5/19/2016	17 to 30 Years
C-Store (GPM Investments, LLC)	Eaton Rapids, MI	(c)	291	448	-	-	291	448	739	(18)	1945	5/19/2016	17 to 40 Years
C-Store (GPM Investments, LLC)	Edmore, MI	(c)	729	774	-	-	729	774	1,503	(34)	1999	5/19/2016	17 to 40 Years
C-Store (GPM Investments, LLC)	Frankfort, IN	(c)	258	202	-	-	258	202	460	(11)	1970	5/19/2016	17 to 40 Years
C-Store (GPM Investments, LLC)	Franklin, IN	(c)	303	213	-	-	303	213	516	(11)	1969	5/19/2016	17 to 30 Years
C-Store (GPM Investments, LLC)	Freeland, MI	(c)	336	437	-	-	336	437	773	(17)	1962	5/19/2016	17 to 30 Years
C-Store (GPM Investments, LLC)	Fremont, MI	(c)	269	269	-	-	269	269	538	(13)	1971	5/19/2016	17 to 30 Years
C-Store (GPM Investments, LLC)	Grand Haven, MI	(c)	661	628	-	-	661	628	1,289	(24)	1992	5/19/2016	17 to 30 Years
C-Store (GPM Investments, LLC)	Grand Rapids, MI	(c)	224	123	-	-	224	123	347	(7)	1957	5/19/2016	17 to 30 Years
C-Store (GPM Investments, LLC)	Grayling, MI	(c)	2,052	549	-	-	2,052	549	2,601	(40)	1988	5/19/2016	17 to 30 Years
C-Store (GPM Investments, LLC)	Greenville, MI	(c)	437	628	-	194	437	822	1,259	(23)	1965	5/19/2016	17 to 30 Years
C-Store (GPM Investments, LLC)	Hastings, MI	(c)	392	437	-	190	392	627	1,019	(22)	1964	5/19/2016	17 to 30 Years
C-Store (GPM Investments, LLC)	Hillsdale, MI	(c)	325	157	-	-	325	157	482	(10)	1968	5/19/2016	17 to 30 Years
C-Store (GPM Investments, LLC)	Holland, MI	(c)	235	325	-	-	235	325	560	(12)	1957	5/19/2016	17 to 30 Years

C-Store (GPM Investments, LLC)	Indianapolis, IN	(c)	426	191	-	-	426	191	617	(12)	1973	5/19/2016	17 to 30 Years
C-Store (GPM Investments, LLC)	Indianapolis, IN	(c)	325	157	-	-	325	157	482	(9)	1945	5/19/2016	17 to 30 Years
C-Store (GPM Investments, LLC)	Indianapolis, IN	(c)	247	146	-	-	247	146	393	(8)	1972	5/19/2016	17 to 30 Years
C-Store (GPM Investments, LLC)	Ithaca, MI	(c)	538	381	-	-	538	381	919	(20)	1994	5/19/2016	17 to 30 Years
C-Store (GPM Investments, LLC)	Jackson, MI	(c)	684	1,188	-	-	684	1,188	1,872	(36)	1963	5/19/2016	17 to 30 Years
C-Store (GPM Investments, LLC)	Jackson, MI	(c)	908	1,132	-	-	908	1,132	2,040	(45)	1969	5/19/2016	17 to 30 Years
C-Store (GPM Investments, LLC)	Jackson, MI	(c)	247	179	-	-	247	179	426	(11)	1965	5/19/2016	17 to 30 Years
C-Store (GPM Investments, LLC)	Lansing, MI	(c)	336	168	-	-	336	168	504	(13)	1978	5/19/2016	17 to 30 Years
C-Store (GPM Investments, LLC)	Lansing, MI	(c)	289	179	-	-	289	179	448	(10)	1965	5/19/2016	17 to 30 Years
C-Store (GPM Investments, LLC)	Marquette, MI	(c)	404	146	-	-	404	146	550	(9)	1968	5/19/2016	17 to 30 Years
C-Store (GPM Investments, LLC)	Mason, MI	(c)	258	157	-	-	258	157	415	(10)	1971	5/19/2016	17 to 30 Years
C-Store (GPM Investments, LLC)	Menominee, MI	(c)	235	179	-	-	235	179	414	(10)	1966	5/19/2016	17 to 30 Years
C-Store (GPM Investments, LLC)	Merrillville, IN	(c)	303	247	-	-	303	247	550	(13)	1973	5/19/2016	17 to 30 Years
C-Store (GPM Investments, LLC)	Midland, MI	(c)	314	135	-	-	314	135	449	(10)	1960	5/19/2016	17 to 30 Years
C-Store (GPM Investments, LLC)	Midland, MI	(c)	191	87	-	-	191	87	258	(8)	1962	5/19/2016	17 to 30 Years
C-Store (GPM Investments, LLC)	Monticello, IN	(c)	235	202	-	-	235	202	437	(11)	1970	5/19/2016	17 to 30 Years
C-Store (GPM Investments, LLC)	Muncie, IN	(c)	448	135	-	-	448	135	583	(12)	1983	5/19/2016	17 to 30 Years
C-Store (GPM Investments, LLC)	Muskegon, MI	(c)	605	650	-	-	605	650	1,255	(25)	1959	5/19/2016	17 to 30 Years
C-Store (GPM Investments, LLC)	Muskegon, MI	(c)	291	471	-	-	291	471	762	(18)	1964	5/19/2016	17 to 30 Years
C-Store (GPM Investments, LLC)	Norton Shores, MI	(c)	325	291	-	-	325	291	616	(15)	1962	5/19/2016	17 to 30 Years
C-Store (GPM Investments, LLC)	Plainwell, MI	(c)	785	235	-	-	785	235	1,020	(22)	1996	5/19/2016	17 to 30 Years
C-Store (GPM Investments, LLC)	Rushville, IN	(c)	179	112	-	-	179	112	291	(7)	1978	5/19/2016	17 to 30 Years
C-Store (GPM Investments, LLC)	Saginaw, MI	(c)	1,177	594	-	-	1,177	594	1,771	(31)	1989	5/19/2016	17 to 30 Years
C-Store (GPM Investments, LLC)	Saginaw, MI	(c)	224	135	-	-	224	135	359	(8)	1960	5/19/2016	17 to 30 Years
C-Store (GPM Investments, LLC)	Saginaw, MI	(c)	359	191	-	-	359	191	550	(9)	1969	5/19/2016	17 to 30 Years
C-Store (GPM Investments, LLC)	Sault Ste Marie, MI	(c)	1,760	561	-	-	1,760	561	2,321	(36)	1993	5/19/2016	17 to 30 Years
C-Store (GPM Investments, LLC)	Scottsville, MI	(c)	235	404	-	-	235	404	629	(16)	1959	5/19/2016	17 to 30 Years
C-Store (GPM Investments, LLC)	Sparta, MI	(c)	291	650	-	-	291	650	941	(20)	1933	5/19/2016	17 to 30 Years
C-Store (GPM Investments, LLC)	Spring Lake, MI	(c)	247	325	-	190	247	515	762	(16)	1964	5/19/2016	17 to 30 Years
C-Store (GPM Investments, LLC)	St Johns, MI	(c)	460	706	-	-	460	706	1,166	(27)	2011	5/19/2016	17 to 30 Years
C-Store (GPM Investments, LLC)	Stevensville, MI	(c)	482	191	-	-	482	191	673	(16)	1960	5/19/2016	17 to 30 Years
C-Store (GPM Investments, LLC)	Swartz Creek, MI	(c)	213	460	-	-	213	460	673	(15)	1952	5/19/2016	17 to 30 Years
C-Store (GPM Investments, LLC)	Three Rivers, MI	(c)	1,256	1,401	-	-	1,256	1,401	2,657	(55)	1982	5/19/2016	17 to 30 Years
C-Store (GPM Investments, LLC)	Traverse City, MI	(c)	482	179	-	-	482	179	661	(9)	1971	5/19/2016	17 to 30 Years
C-Store (GPM Investments, LLC)	Wyoming, MI	(c)	314	448	-	-	314	448	762	(14)	1958	5/19/2016	17 to 30 Years
C-Store (GPM Investments, LLC)	Zeland, MI	(c)	213	426	-	-	213	426	639	(13)	1989	5/19/2016	17 to 30 Years
C-Store (GPM Investments, LLC)	Atavista, VA	(c)	358	1,401	-	-	358	1,401	1,759	(84)	1981	6/30/2015	15 to 30 Years
C-Store (GPM Investments, LLC)	Atavista, VA	(c)	467	745	-	-	467	745	1,212	(54)	1984	6/30/2015	15 to 30 Years
C-Store (GPM Investments, LLC)	Beattyville, KY	(c)	278	795	-	-	278	795	1,073	(51)	1981	6/30/2015	15 to 30 Years
C-Store (GPM Investments, LLC)	Bedford, VA	(c)	258	818	-	-	258	818	1,076	(53)	1997	6/30/2015	15 to 30 Years
C-Store (GPM Investments, LLC)	Blairs, VA	(c)	318	636	-	-	318	636	954	(42)	1987	6/30/2015	15 to 30 Years
C-Store (GPM Investments, LLC)	Campton, KY	(c)	189	735	-	-	189	735	924	(47)	1996	6/30/2015	15 to 30 Years
C-Store (GPM Investments, LLC)	Carlisle, KY	(c)	209	586	-	-	209	586	795	(40)	1989	6/30/2015	15 to 30 Years
C-Store (GPM Investments, LLC)	Carlisle, KY	(c)	296	874	-	-	296	874	1,172	(61)	2005	6/30/2015	15 to 30 Years
C-Store (GPM Investments, LLC)	Clay City, KY	(c)	397	884	-	-	397	884	1,281	(72)	2002	6/30/2015	15 to 30 Years
C-Store (GPM Investments, LLC)	Cynthiana, KY	(c)	119	596	-	-	119	596	715	(37)	1985	6/30/2015	15 to 30 Years
C-Store (GPM Investments, LLC)	Daleville, VA	(c)	467	818	-	-	467	818	1,063	(48)	1989	6/30/2015	15 to 30 Years
C-Store (GPM Investments, LLC)	Danville, VA	(c)	348	477	-	-	348	477	625	(37)	1999	6/30/2015	15 to 30 Years
C-Store (GPM Investments, LLC)	Flemingsburg, KY	(c)	1,073	1,212	-	-	1,073	1,212	2,285	(86)	1997	6/30/2015	15 to 30 Years
C-Store (GPM Investments, LLC)	Forest, VA	(c)	248	834	-	-	248	834	1,082	(54)	1995	6/30/2015	15 to 30 Years
C-Store (GPM Investments, LLC)	Georgetown, KY	(c)	725	805	-	-	725	805	1,530	(62)	1989	6/30/2015	15 to 30 Years
C-Store (GPM Investments, LLC)	Georgetown, KY	(c)	815	934	-	-	815	934	1,749	(70)	1998	6/30/2015	15 to 30 Years
C-Store (GPM Investments, LLC)	Gretts, VA	(c)	268	798	-	-	268	798	1,066	(56)	1978	6/30/2015	15 to 30 Years
C-Store (GPM Investments, LLC)	Gretts, VA	(c)	159	1,083	-	-	159	1,083	1,242	(65)	1996	6/30/2015	15 to 30 Years
C-Store (GPM Investments, LLC)	Hamodsburg, KY	(c)	229	824	-	-	229	824	1,053	(53)	1973	6/30/2015	15 to 30 Years
C-Store (GPM Investments, LLC)	Hazard, KY	(c)	288	805	-	-	288	805	1,093	(52)	1991	6/30/2015	15 to 30 Years
C-Store (GPM Investments, LLC)	Hurt, VA	(c)	685	1,023	-	-	685	1,023	1,708	(80)	1973	6/30/2015	15 to 30 Years
C-Store (GPM Investments, LLC)	Invin, KY	(c)	219	666	-	-	219	666	885	(48)	1987	6/30/2015	15 to 30 Years
C-Store (GPM Investments, LLC)	Jackson, KY	(c)	417	765	-	-	417	765	1,182	(53)	1982	6/30/2015	15 to 30 Years
C-Store (GPM Investments, LLC)	Lynchburg, VA	(c)	467	1,391	-	-	467	1,391	1,856	(85)	2006	6/30/2015	15 to 30 Years
C-Store (GPM Investments, LLC)	Lynchburg, VA	(c)	278	699	-	-	278	699	977	(42)	1967	6/30/2015	15 to 30 Years
C-Store (GPM Investments, LLC)	Lynchburg, VA	(c)	517	1,142	-	-	517	1,142	1,659	(77)	2000	6/30/2015	15 to 30 Years
C-Store (GPM Investments, LLC)	Madison Heights, VA	(c)	268	417	-	-	268	417	685	(31)	1983	6/30/2015	15 to 30 Years
C-Store (GPM Investments, LLC)	McKee, KY	(c)	119	973	-	-	119	973	1,092	(55)	1983	6/30/2015	15 to 30 Years
C-Store (GPM Investments, LLC)	Moretta, VA	(c)	437	934	-	-	437	934	1,371	(71)	1999	6/30/2015	15 to 30 Years
C-Store (GPM Investments, LLC)	MI Sterling, KY	(c)	1,103	1,103	-	-	1,103	1,103	2,206	(90)	2000	6/30/2015	15 to 30 Years

C-Store (GPM Investments, LLC)	Paris, KY	(c)	129	636	-	-	129	636	765	(39)	1988	6/30/2015	15 to 30 Years
C-Store (GPM Investments, LLC)	Paris, KY	(c)	209	576	-	-	209	576	785	(40)	1992	6/30/2015	15 to 30 Years
C-Store (GPM Investments, LLC)	Raanoke, VA	(c)	236	497	-	-	236	497	735	(32)	1988	6/30/2015	15 to 30 Years
C-Store (GPM Investments, LLC)	Raanoke, VA	(c)	616	534	-	-	616	534	1,150	(46)	1988	6/30/2015	15 to 30 Years
C-Store (GPM Investments, LLC)	Raanoke, VA	(c)	397	765	-	-	397	765	1,182	(54)	1988	6/30/2015	15 to 30 Years
C-Store (GPM Investments, LLC)	Raanoke, VA	(c)	397	685	-	-	397	685	1,082	(49)	1997	6/30/2015	15 to 30 Years
C-Store (GPM Investments, LLC)	Rutledge, VA	(c)	527	775	-	-	527	775	1,202	(64)	1990	6/30/2015	15 to 30 Years
C-Store (GPM Investments, LLC)	Salem, VA	(c)	209	576	-	-	209	576	785	(40)	1970	6/30/2015	15 to 30 Years
C-Store (GPM Investments, LLC)	Salem, VA	(c)	646	517	-	-	646	517	1,163	(44)	1987	6/30/2015	15 to 30 Years
C-Store (GPM Investments, LLC)	Salem, VA	(c)	387	1,172	-	-	387	1,172	1,559	(74)	1973	6/30/2015	15 to 30 Years
C-Store (GPM Investments, LLC)	South Boston, VA	(c)	378	705	-	-	378	705	1,063	(45)	1988	6/30/2015	15 to 30 Years
C-Store (GPM Investments, LLC)	South Boston, VA	(c)	407	834	-	-	407	834	1,241	(54)	1983	6/30/2015	15 to 30 Years
C-Store (GPM Investments, LLC)	South Boston, VA	(c)	894	1,232	-	-	894	1,232	2,126	(88)	1997	6/30/2015	15 to 30 Years
C-Store (GPM Investments, LLC)	South Boston, VA	(c)	368	517	-	-	368	517	885	(43)	1997	6/30/2015	15 to 30 Years
C-Store (GPM Investments, LLC)	Winchester, KY	(c)	755	775	-	-	755	775	1,530	(63)	1981	6/30/2015	15 to 30 Years
C-Store (Irving Oil Marketing, Inc.)	Ashland, NH	(c)	398	157	-	-	398	157	555	(53)	1970	6/28/2012	15 to 20 Years
C-Store (Irving Oil Marketing, Inc.)	Auburn, ME	(c)	371	444	-	-	371	444	815	(94)	1996	6/28/2012	15 to 30 Years
C-Store (Irving Oil Marketing, Inc.)	Auburn, ME	(c)	287	222	-	-	287	222	509	(67)	1968	6/28/2012	15 to 20 Years
C-Store (Irving Oil Marketing, Inc.)	Augusta, ME	(c)	318	322	-	-	318	322	640	(69)	1997	6/28/2012	15 to 28 Years
C-Store (Irving Oil Marketing, Inc.)	Bangor, ME	(c)	327	141	-	-	327	141	468	(70)	1973	6/28/2012	15 to 15 Years
C-Store (Irving Oil Marketing, Inc.)	Barlett, NH	(c)	325	399	-	-	325	399	724	(85)	1996	6/28/2012	15 to 32 Years
C-Store (Irving Oil Marketing, Inc.)	Barlett, VT	(c)	307	609	-	-	307	609	916	(69)	1975	1/24/2014	14 to 40 Years
C-Store (Irving Oil Marketing, Inc.)	Belmont, NH	(c)	315	218	-	-	315	218	533	(45)	1969	1/24/2014	14 to 30 Years
C-Store (Irving Oil Marketing, Inc.)	Belmont, NH	(c)	524	879	-	-	524	879	1,623	(144)	2002	1/24/2014	14 to 30 Years
C-Store (Irving Oil Marketing, Inc.)	Berlin, NH	(c)	387	317	-	-	387	317	704	(97)	1991	6/28/2012	15 to 22 Years
C-Store (Irving Oil Marketing, Inc.)	Brewer, ME	(c)	238	260	-	-	238	260	488	(73)	1967	6/28/2012	15 to 25 Years
C-Store (Irving Oil Marketing, Inc.)	Buckport, ME	(c)	1,203	587	-	-	1,203	587	1,790	(105)	1995	1/24/2014	14 to 40 Years
C-Store (Irving Oil Marketing, Inc.)	Calais, ME	(c)	187	213	-	-	187	213	400	(66)	1968	6/28/2012	15 to 20 Years
C-Store (Irving Oil Marketing, Inc.)	Concord, NH	(c)	260	330	-	-	260	330	590	(78)	1988	6/28/2012	15 to 20 Years
C-Store (Irving Oil Marketing, Inc.)	Freeport, ME	(c)	503	343	-	-	503	343	846	(94)	1991	6/28/2012	15 to 28 Years
C-Store (Irving Oil Marketing, Inc.)	Gorham, NH	(c)	723	358	-	-	723	358	1,081	(126)	1975	6/28/2012	15 to 18 Years
C-Store (Irving Oil Marketing, Inc.)	Grandtham, NH	(c)	576	394	-	-	576	394	970	(80)	1989	1/24/2014	14 to 30 Years
C-Store (Irving Oil Marketing, Inc.)	Hampden, ME	(c)	987	424	-	-	987	424	1,411	(139)	1997	1/24/2014	14 to 30 Years
C-Store (Irving Oil Marketing, Inc.)	Harrington, ME	(c)	331	459	-	-	331	459	790	(113)	1992	6/28/2012	15 to 32 Years
C-Store (Irving Oil Marketing, Inc.)	Keene, NH	(c)	553	289	-	-	553	289	642	(60)	1960	1/24/2014	14 to 30 Years
C-Store (Irving Oil Marketing, Inc.)	Laconia, NH	(c)	411	770	-	-	411	770	1,181	(117)	1998	1/24/2014	14 to 30 Years
C-Store (Irving Oil Marketing, Inc.)	Leicester, ME	(c)	460	341	-	-	460	341	801	(97)	1994	6/28/2012	15 to 28 Years
C-Store (Irving Oil Marketing, Inc.)	Madison, ME	(c)	130	410	-	-	130	410	540	(89)	1988	6/28/2012	15 to 25 Years
C-Store (Irving Oil Marketing, Inc.)	Manchester, ME	(c)	279	285	-	-	279	285	564	(88)	1990	6/28/2012	15 to 20 Years
C-Store (Irving Oil Marketing, Inc.)	Newport, NH	(c)	519	581	-	-	519	581	1,100	(132)	1998	6/28/2012	15 to 30 Years
C-Store (Irving Oil Marketing, Inc.)	Oakfield, ME	(c)	273	229	-	-	273	229	502	(78)	1993	6/28/2012	15 to 25 Years
C-Store (Irving Oil Marketing, Inc.)	Paris, ME	(c)	139	153	-	-	139	153	292	(55)	1954	6/28/2012	15 to 17 Years
C-Store (Irving Oil Marketing, Inc.)	Presque Isle, ME	(c)	708	390	-	-	708	390	1,098	(107)	1995	1/24/2014	14 to 30 Years
C-Store (Irving Oil Marketing, Inc.)	Raymond, NH	(c)	1,722	430	-	-	1,722	430	2,152	(160)	1986	1/24/2014	14 to 20 Years
C-Store (Irving Oil Marketing, Inc.)	Rockland, ME	(c)	211	303	-	-	211	303	514	(67)	1984	6/28/2012	15 to 28 Years
C-Store (Irving Oil Marketing, Inc.)	Sanford, ME	(c)	807	579	-	-	807	579	1,386	(122)	1997	6/28/2012	15 to 28 Years
C-Store (Irving Oil Marketing, Inc.)	Sherman Mills, ME	(c)	259	163	-	-	259	163	422	(63)	1974	6/28/2012	15 to 20 Years
C-Store (Irving Oil Marketing, Inc.)	South Portland, ME	(c)	661	194	-	-	661	194	855	(91)	1970	6/28/2012	15 to 15 Years
C-Store (Irving Oil Marketing, Inc.)	South Portland, ME	(c)	448	593	-	-	448	593	1,041	(81)	1970	1/24/2014	14 to 40 Years
C-Store (Irving Oil Marketing, Inc.)	Waldoboro, ME	(c)	1,450	834	-	-	1,450	834	2,284	(157)	1996	1/24/2014	14 to 40 Years
C-Store (Irving Oil Marketing, Inc.)	Wiscasset, ME	(c)	1,305	538	-	-	1,305	538	1,843	(160)	1992	1/24/2014	14 to 30 Years
C-Store (Irving Oil Marketing, Inc.)	Yarmouth, ME	(c)	950	278	-	-	950	278	1,228	(78)	1990	1/24/2014	14 to 40 Years
C-Store (Jordan Oil Company of the Carolinas, Inc.)	Ashville, NC	(a)	278	776	-	168	278	944	1,222	(180)	2000	1/1/2014	8 to 29 Years
C-Store (Jordan Oil Company of the Carolinas, Inc.)	Ashville, NC	(a)	247	497	-	87	247	584	831	(121)	1986	1/1/2014	8 to 29 Years
C-Store (Jordan Oil Company of the Carolinas, Inc.)	Honea Path, SC	(a)	1,268	1,134	-	175	1,268	1,309	2,577	(267)	1996	1/1/2014	8 to 29 Years
C-Store (Jordan Oil Company of the Carolinas, Inc.)	Imman, SC	(a)	2,183	897	-	165	2,183	1,062	3,245	(527)	1994	5/8/2013	8 to 19 Years
C-Store (Jordan Oil Company of the Carolinas, Inc.)	Laurens, SC	(a)	505	622	-	118	505	740	1,245	(178)	1992	1/1/2014	8 to 29 Years
C-Store (Jordan Oil Company of the Carolinas, Inc.)	Murphy, NC	(a)	489	298	-	49	489	347	836	(94)	1965	5/8/2013	8 to 19 Years
C-Store (Jordan Oil Company of the Carolinas, Inc.)	Roeback, SC	(a)	708	818	-	152	708	970	1,678	(241)	1992	1/1/2014	8 to 29 Years
C-Store (Jordan Oil Company of the Carolinas, Inc.)	Summerville, SC	(a)	1,317	1,459	(151)	208	1,166	1,667	2,833	(309)	2001	5/8/2013	8 to 29 Years
C-Store (Mountain Express Oil Company Southeast, LLC)	Ariston, AL	(c)	490	210	-	-	490	210	700	(14)	1960	7/11/2016	15 to 20 Years
C-Store (Mountain Express Oil Company Southeast, LLC)	Auburn, AL	(c)	2,188	945	-	85	2,188	1,030	3,218	(47)	2001	7/11/2016	15 to 40 Years
C-Store (Mountain Express Oil Company Southeast, LLC)	Greenville, AL	(c)	1,278	490	-	-	1,278	490	1,768	(34)	1991	7/11/2016	15 to 30 Years
C-Store (Mountain Express Oil Company Southeast, LLC)	Lagrange, GA	(c)	1,033	368	-	-	1,033	368	1,401	(22)	1972	7/11/2016	15 to 20 Years
C-Store (Mountain Express Oil Company Southeast, LLC)	Lanett, AL	(c)	788	350	-	-	788	350	1,138	(22)	1975	7/11/2016	15 to 20 Years
C-Store (Mountain Express Oil Company Southeast, LLC)	Lincoln, AL	(c)	1,785	1,312	-	2	1,785	1,314	3,099	(50)	2001	7/11/2016	15 to 40 Years

C-Store (Mountain Express Oil Company Southeast, LLC)	Montgomery, AL	(c)	648	228	-	-	648	228	876	(16)	1965	7/11/2016	15 to 20 Years
C-Store (Mountain Express Oil Company Southeast, LLC)	Panama City, FL	(c)	630	298	-	-	630	298	928	(17)	1951	7/11/2016	15 to 20 Years
C-Store (Mountain Express Oil Company Southeast, LLC)	Prattville, AL	(c)	1,978	735	-	-	1,978	735	2,713	(36)	1995	7/11/2016	15 to 30 Years
C-Store (Mountain Express Oil Company Southeast, LLC)	Rugland, AL	(c)	385	595	-	-	385	595	980	(15)	1986	7/11/2016	15 to 30 Years
C-Store (Mountain Express Oil Company Southeast, LLC)	Sumiton, AL	(c)	1,138	420	-	-	1,138	420	1,558	(29)	1970	7/11/2016	15 to 20 Years
C-Store (Mountain Express Oil Company Southeast, LLC)	Sylacauga, AL	(c)	560	438	-	-	560	438	998	(20)	1948	7/11/2016	15 to 20 Years
C-Store (Mountain Express Oil Company Southeast, LLC)	Valley, AL	(c)	280	368	-	-	280	368	648	(14)	1955	7/11/2016	15 to 20 Years
C-Store (SB Gas and Wash Management, Inc.)	Apple Valley, CA	(c)	782	662	-	-	782	662	1,444	(25)	1985	5/2/2014	15 to 15 Years
C-Store (SB Gas and Wash Management, Inc.)	Fallon, NV	(c)	1,282	1,321	-	-	1,282	1,321	2,583	(177)	1985	10/31/2014	15 to 40 Years
C-Store (SB Gas and Wash Management, Inc.)	Fremont, CA	(c)	1,505	361	-	-	1,505	361	2,286	(78)	1990	10/31/2014	15 to 30 Years
C-Store (SB Gas and Wash Management, Inc.)	Gresham, OR	(c)	879	643	-	-	879	643	1,522	(82)	1990	10/28/2014	15 to 30 Years
C-Store (SB Gas and Wash Management, Inc.)	Huntington Beach, CA	(c)	2,035	155	-	-	2,035	155	2,190	(77)	1952	10/31/2014	15 to 30 Years
C-Store (SB Gas and Wash Management, Inc.)	Huntington Park, CA	(c)	1,509	891	-	-	1,509	891	2,800	(202)	1947	5/2/2014	15 to 20 Years
C-Store (SB Gas and Wash Management, Inc.)	Inglewood, CA	(c)	1,053	635	-	30	1,053	665	1,718	(75)	1995	6/4/2014	15 to 40 Years
C-Store (SB Gas and Wash Management, Inc.)	Kent, WA	(c)	1,450	381	-	-	1,450	381	1,831	(82)	1987	10/28/2014	15 to 30 Years
C-Store (SB Gas and Wash Management, Inc.)	Long Beach, CA	(c)	1,049	635	-	-	1,049	635	1,684	(96)	1959	5/2/2014	15 to 30 Years
C-Store (SB Gas and Wash Management, Inc.)	Los Angeles, CA	(c)	2,178	504	-	-	2,178	504	2,682	(154)	1963	5/2/2014	15 to 20 Years
C-Store (SB Gas and Wash Management, Inc.)	Mortclair, CA	(c)	4,957	4,136	-	375	4,957	4,511	9,466	(581)	1989	10/31/2014	15 to 40 Years
C-Store (SB Gas and Wash Management, Inc.)	Ontario, CA	(c)	1,307	1,307	-	-	1,307	1,307	2,614	(163)	1964	5/2/2014	15 to 30 Years
C-Store (SB Gas and Wash Management, Inc.)	Ontario, CA	(c)	1,330	950	-	363	1,330	1,313	2,643	(165)	1966	6/27/2014	15 to 30 Years
C-Store (SB Gas and Wash Management, Inc.)	Ontario, CA	(c)	2,284	3,620	-	-	2,284	3,620	5,904	(293)	2003	9/9/2014	15 to 40 Years
C-Store (SB Gas and Wash Management, Inc.)	Pomona, CA	(c)	1,551	839	-	127	1,551	966	2,517	(143)	1967	5/2/2014	15 to 30 Years
C-Store (SB Gas and Wash Management, Inc.)	Pomona, CA	(c)	1,078	864	-	-	1,078	864	1,942	(111)	1999	6/4/2014	15 to 40 Years
C-Store (SB Gas and Wash Management, Inc.)	Portland, OR	(c)	516	272	-	-	516	272	788	(45)	1991	10/28/2014	15 to 30 Years
C-Store (SB Gas and Wash Management, Inc.)	Prosser, WA	(c)	245	444	-	-	245	444	689	(56)	1985	10/28/2014	15 to 30 Years
C-Store (SB Gas and Wash Management, Inc.)	Riverside, CA	(c)	2,064	1,013	-	-	2,064	1,013	3,077	(132)	1997	5/2/2014	15 to 40 Years
C-Store (SB Gas and Wash Management, Inc.)	Riverside, CA	(c)	2,422	805	-	-	2,422	805	3,027	(149)	1997	5/2/2014	15 to 30 Years
C-Store (SB Gas and Wash Management, Inc.)	Salem, OR	(c)	879	281	-	-	879	281	1,160	(96)	1991	10/28/2014	15 to 30 Years
C-Store (SB Gas and Wash Management, Inc.)	San Francisco, CA	(c)	1,604	82	-	-	1,604	82	1,686	(41)	1980	10/28/2014	15 to 30 Years
C-Store (SB Gas and Wash Management, Inc.)	Shoreline, WA	(c)	516	172	-	-	516	172	688	(27)	1955	10/28/2014	15 to 30 Years
C-Store (SB Gas and Wash Management, Inc.)	Stanton, CA	(c)	985	566	-	-	985	566	1,551	(78)	1966	10/31/2014	15 to 30 Years
C-Store (SB Gas and Wash Management, Inc.)	Tacoma, WA	(c)	326	290	-	-	326	290	616	(46)	1987	10/28/2014	15 to 30 Years
C-Store (SB Gas and Wash Management, Inc.)	Temple City, CA	(c)	948	544	-	134	948	678	1,626	(88)	1955	5/2/2014	15 to 30 Years
C-Store (SB Gas and Wash Management, Inc.)	Union Gap, WA	(c)	417	272	-	-	417	272	689	(48)	1983	10/28/2014	15 to 30 Years
C-Store (SB Gas and Wash Management, Inc.)	Vallejo, CA	(c)	2,923	2,904	-	-	2,923	2,904	5,827	(360)	1970	10/31/2014	15 to 30 Years
C-Store (SB Gas and Wash Management, Inc.)	Ventura, CA	(c)	2,473	909	-	169	2,473	1,078	3,551	(183)	1971	5/2/2014	15 to 30 Years
C-Store (SB Gas and Wash Management, Inc.)	Ventura, CA	(c)	2,274	641	-	-	2,274	641	2,915	(295)	1971	5/2/2014	10 to 15 Years
C-Store (SB Gas and Wash Management, Inc.)	Visita, CA	(c)	1,745	497	-	-	1,745	497	2,242	(92)	1987	10/31/2014	15 to 40 Years
C-Store (SB Gas and Wash Management, Inc.)	Wahburg, WA	(c)	190	344	-	-	190	344	534	(45)	1980	10/28/2014	15 to 30 Years
C-Store (SB Gas and Wash Management, Inc.)	Woodburn, OR	(c)	942	616	-	-	942	616	1,558	(107)	1985	10/28/2014	15 to 30 Years
C-Store (SB Gas and Wash Management, Inc.)	Yakima, WA	(c)	462	317	-	-	462	317	779	(46)	1989	10/28/2014	15 to 30 Years
C-Store (Silver Spring Fuel, LLC)	Marshfield, MO	(c)	615	811	-	-	615	811	1,426	(34)	1987	3/31/2016	18 to 30 Years
C-Store (Silver Spring Fuel, LLC)	Springfield, MO	(c)	431	732	-	86	431	818	1,249	(32)	1988	3/31/2016	18 to 30 Years
C-Store (Silver Spring Fuel, LLC)	Springfield, MO	(c)	562	1,007	-	-	562	1,007	1,569	(40)	1989	3/31/2016	18 to 30 Years
C-Store (Silver Spring Fuel, LLC)	Springfield, MO	(c)	327	732	-	-	327	732	1,059	(28)	1987	3/31/2016	18 to 30 Years
C-Store (SM Trading Corporation)	Cleveland, MO	(c)	701	894	-	-	701	894	1,595	(133)	1994	11/18/2014	15 to 20 Years
C-Store (SM Trading Corporation)	Kansas City, MO	(c)	925	1,027	-	-	925	1,027	1,952	(106)	1996	11/18/2014	15 to 30 Years
C-Store (SM Trading Corporation)	Kearney, MO	(c)	529	925	-	-	529	925	1,454	(91)	2001	11/18/2014	15 to 30 Years
C-Store (SM Trading Corporation)	Labe, KS	(c)	1,661	762	-	-	1,661	762	2,713	(144)	1976	11/18/2014	15 to 20 Years
C-Store (Supernova Fuel & Merc, LLC)	Cave Creek, AZ	(c)	2,711	2,201	-	-	2,711	2,201	4,912	(927)	1998	7/2/2007	15 to 40 Years
C-Store (Supernova Fuel & Merc, LLC)	Phoenix, AZ	(c)	2,243	4,243	-	-	2,243	4,243	6,486	(1,621)	2001	7/2/2007	15 to 40 Years
C-Store (Supernova Fuel & Merc, LLC)	Scottsdale, AZ	(c)	4,416	2,384	-	-	4,416	2,384	6,800	(1,096)	2000	7/2/2007	15 to 40 Years
C-Store (Supernova Fuel & Merc, LLC)	Scottsdale, AZ	(c)	2,765	2,196	-	-	2,765	2,196	4,961	(1,006)	1995	7/2/2007	15 to 40 Years
C-Store (Supernova Fuel & Merc, LLC)	Scottsdale, AZ	(c)	5,123	2,683	-	-	5,123	2,683	7,806	(1,563)	1991	7/2/2007	15 to 40 Years
C-Store (Supernova Fuel & Merc, LLC)	Scottsdale, AZ	(c)	3,437	2,373	-	-	3,437	2,373	5,810	(1,383)	1996	7/2/2007	15 to 40 Years
C-Store (Town Star Holdings, LLC)	Apopka, FL	(c)	1,357	748	-	-	1,357	748	2,105	(99)	1997	10/28/2015	15 to 40 Years
C-Store (Town Star Holdings, LLC)	Belle Glade, FL	(c)	978	1,184	-	-	978	1,184	2,162	(101)	1960	10/30/2014	15 to 40 Years
C-Store (Town Star Holdings, LLC)	Belle Isle, FL	(c)	908	738	-	-	908	738	1,646	(67)	1996	10/27/2015	15 to 30 Years
C-Store (Town Star Holdings, LLC)	Fort Pierce, FL	(c)	1,064	1,659	-	-	1,064	1,659	2,723	(164)	1977	10/30/2014	15 to 40 Years
C-Store (Town Star Holdings, LLC)	Fort Pierce, FL	(c)	681	1,404	-	-	681	1,404	2,085	(125)	1989	10/30/2014	15 to 40 Years
C-Store (Town Star Holdings, LLC)	Jacksonville, FL	(c)	2,285	1,537	-	-	2,285	1,537	3,822	(159)	2010	10/28/2015	15 to 40 Years
C-Store (Town Star Holdings, LLC)	Kissimmee, FL	(c)	2,115	1,602	-	-	2,115	1,602	3,717	(112)	2006	10/27/2015	15 to 40 Years
C-Store (Town Star Holdings, LLC)	Oeechobee, FL	(c)	468	936	-	-	468	936	1,404	(88)	1976	10/30/2014	15 to 40 Years
C-Store (Town Star Holdings, LLC)	Oeechobee, FL	(c)	808	1,191	-	-	808	1,191	1,999	(129)	1984	10/30/2014	15 to 40 Years
C-Store (Town Star Holdings, LLC)	Oeechobee, FL	(c)	386	1,764	-	-	386	1,764	2,150	(129)	1975	10/30/2014	15 to 40 Years
C-Store (Town Star Holdings, LLC)	Oeechobee, FL	(c)	558	1,024	-	-	558	1,024	1,582	(93)	1986	10/30/2014	15 to 40 Years

C-Store (Town Star Holdings, LLC)	Orlando, FL	(c)	1,297	1,028	-	-	1,397	1,028	2,425	(109)	1990	10/29/2015	15 to 30 Years
C-Store (US Investment Group, Inc.)	Apopka, FL	(c)	477	389	-	-	477	389	866	(76)	1989	12/19/2013	15 to 30 Years
C-Store (US Investment Group, Inc.)	Kissimmee, FL	(c)	759	1,060	-	13	759	1,073	1,832	(206)	2005	12/19/2013	15 to 30 Years
C-Store (US Investment Group, Inc.)	Oakland, FL	(c)	1,303	1,109	-	-	1,303	1,109	2,412	(265)	2002	12/19/2013	15 to 30 Years
C-Store (US Investment Group, Inc.)	Orlando, FL	(c)	1,167	962	-	-	1,167	962	2,149	(211)	2001	12/19/2013	15 to 30 Years
C-Store (US Investment Group, Inc.)	Orlando, FL	(c)	1,080	798	-	-	1,080	798	1,878	(155)	2001	12/19/2013	15 to 30 Years
C-Store (US Investment Group, Inc.)	Orlando, FL	(c)	1,303	496	-	-	1,303	496	1,796	(133)	1994	12/19/2013	15 to 30 Years
C-Store (US Investment Group, Inc.)	Orlando, FL	(c)	973	350	-	-	973	350	1,323	(119)	1991	12/19/2013	15 to 30 Years
C-Store (US Investment Group, Inc.)	Orlando, FL	(c)	1,128	496	-	-	1,128	496	1,624	(139)	1995	12/19/2013	15 to 30 Years
C-Store (US Investment Group, Inc.)	Orlando, FL	(c)	1,644	1,829	-	-	1,644	1,829	3,473	(264)	2000	12/19/2013	15 to 40 Years
C-Store (US Investment Group, Inc.)	Orlando, FL	(c)	1,255	1,333	-	-	1,255	1,333	2,588	(240)	2001	12/19/2013	15 to 40 Years
C-Store (US Investment Group, Inc.)	Oviedo, FL	(c)	1,556	982	-	-	1,556	982	2,538	(240)	2002	12/19/2013	15 to 30 Years
C-Store (US Investment Group, Inc.)	Oviedo, FL	(c)	973	798	-	-	973	798	1,771	(175)	1995	12/19/2013	15 to 30 Years
C-Store (US Investment Group, Inc.)	Winter Park, FL	(c)	992	1,021	-	-	992	1,021	2,013	(170)	2004	12/19/2013	15 to 40 Years
C-Store (Wawa, Inc.)	Hockessin, DE	(c)	1,921	2,477	-	-	1,921	2,477	4,398	(348)	2001	7/17/2013	8 to 48 Years
C-Store (Wawa, Inc.)	Marlborough, NJ	(c)	3,258	1,954	-	-	3,258	1,954	5,212	(586)	2001	7/17/2013	8 to 48 Years
C-Store (Wawa, Inc.)	Narberth, PA	(c)	1,812	3,163	-	-	1,812	3,163	4,975	(312)	2006	7/17/2013	8 to 48 Years
C-Store (White Oak Station, LLC)	Bergman, AR	(c)	404	549	-	-	404	549	953	(9)	1996	9/30/2016	14 to 40 Years
C-Store (White Oak Station, LLC)	Berryville, AR	(c)	314	381	-	-	314	381	695	(6)	1996	9/30/2016	14 to 40 Years
C-Store (White Oak Station, LLC)	Branson, MO	(c)	605	818	-	-	605	818	1,423	(13)	1993	9/30/2016	15 to 30 Years
C-Store (White Oak Station, LLC)	Branson, MO	(c)	1,177	1,199	-	-	1,177	1,199	2,376	(20)	1999	9/30/2016	12 to 40 Years
C-Store (White Oak Station, LLC)	Butler, MO	(c)	919	1,076	-	-	919	1,076	1,995	(20)	1996	9/30/2016	15 to 30 Years
C-Store (White Oak Station, LLC)	Clinton, MO	(c)	291	404	-	-	291	404	695	(7)	1960	9/30/2016	15 to 30 Years
C-Store (White Oak Station, LLC)	Fayetteville, AR	(c)	966	897	-	-	966	897	1,833	(18)	1996	9/30/2016	11 to 30 Years
C-Store (White Oak Station, LLC)	Fayetteville, AR	(c)	1,760	953	-	-	1,760	953	2,713	(14)	1995	9/30/2016	16 to 40 Years
C-Store (White Oak Station, LLC)	Fairfax, MO	(c)	370	572	-	-	370	572	942	(9)	1960	9/30/2016	14 to 30 Years
C-Store (White Oak Station, LLC)	Harrison, AR	(c)	2,309	2,040	-	-	2,309	2,040	4,340	(46)	1998	9/30/2016	15 to 30 Years
C-Store (White Oak Station, LLC)	Harrison, AR	(c)	235	202	-	-	235	202	437	(4)	1971	9/30/2016	17 to 30 Years
C-Store (White Oak Station, LLC)	Harrison, AR	(c)	224	717	-	-	224	717	941	(9)	1960	9/30/2016	12 to 30 Years
C-Store (White Oak Station, LLC)	Harrison, AR	(c)	673	471	-	-	673	471	1,144	(8)	1985	9/30/2016	14 to 30 Years
C-Store (White Oak Station, LLC)	Harrison, AR	(c)	392	336	-	-	392	336	728	(8)	1982	9/30/2016	12 to 30 Years
C-Store (White Oak Station, LLC)	Harrison, AR	(c)	594	482	-	-	594	482	1,076	(8)	1981	9/30/2016	16 to 40 Years
C-Store (White Oak Station, LLC)	Huntsville, AR	(c)	359	504	-	-	359	504	863	(8)	2003	9/30/2016	15 to 40 Years
C-Store (White Oak Station, LLC)	Lead Hill, AR	(c)	258	1,054	-	-	258	1,054	1,312	(12)	1974	9/30/2016	15 to 30 Years
C-Store (White Oak Station, LLC)	Mountain Home, AR	(c)	224	493	-	2	224	495	719	(8)	1991	9/30/2016	12 to 40 Years
C-Store (White Oak Station, LLC)	Neosho, MO	(c)	504	628	-	-	504	628	1,132	(10)	2002	9/30/2016	14 to 40 Years
C-Store (White Oak Station, LLC)	Ridgedale, MO	(c)	1,199	1,177	-	-	1,199	1,177	2,376	(20)	1995	9/30/2016	13 to 30 Years
C-Store (White Oak Station, LLC)	Springdale, AR	(c)	2,119	1,401	-	157	2,119	1,558	3,677	(25)	2010	9/30/2016	17 to 40 Years
C-Store (White Oak Station, LLC)	Yellville, AR	(c)	269	740	-	-	269	740	1,009	(10)	1984	9/30/2016	13 to 30 Years
Curacao	Fountain Valley, CA	(c)	9,470	13,326	-	-	9,470	13,326	22,796	(1,168)	1988	12/30/2014	11 to 30 Years
CVS	Alpharetta, GA	(b)	968	2,614	-	-	968	2,614	3,582	(300)	1998	7/17/2013	5 to 40 Years
CVS	Amarillo, TX	(c)	916	2,747	-	-	916	2,747	3,663	(275)	1994	7/17/2013	20 to 20 Years
CVS	Atlanta, GA	(b)	1,216	2,266	-	-	1,216	2,266	3,582	(277)	2006	7/17/2013	14 to 42 Years
CVS	Azle, TX	(b)	1,213	3,504	-	-	1,213	3,504	4,717	(340)	2008	7/17/2013	15 to 43 Years
CVS	Carrollton, TX	(b)	945	1,967	-	-	945	1,967	2,912	(219)	1995	7/17/2013	1 to 39 Years
CVS	Clinton, NY	(c)	1,050	2,090	-	-	1,050	2,090	3,140	(269)	2005	7/17/2013	11 to 42 Years
CVS	Columbia, TN	(c)	842	1,864	-	-	842	1,864	2,706	(235)	1997	7/17/2013	4 to 37 Years
CVS	Columbia, TN	(c)	1,109	1,603	-	-	1,109	1,603	2,792	(220)	1997	7/17/2013	4 to 41 Years
CVS	Florence, SC	(b)	744	2,070	-	-	744	2,070	2,814	(237)	1998	7/17/2013	5 to 39 Years
CVS	Glenville Scotia, NY	(c)	1,314	3,964	-	-	1,314	3,964	5,279	(431)	2006	7/17/2013	12 to 43 Years
CVS	Gulfport, MS	(c)	441	4,208	-	-	441	4,208	4,649	(417)	2000	7/17/2013	12 to 40 Years
CVS	Hamilton, OH	(c)	738	2,429	-	-	738	2,429	3,167	(288)	1998	7/17/2013	5 to 39 Years
CVS	Indianapolis, IN	(b)	860	2,754	-	-	860	2,754	3,614	(328)	1998	7/17/2013	10 to 40 Years
CVS	Indianapolis, IN	(b)	733	2,882	-	-	733	2,882	3,615	(333)	1997	7/17/2013	10 to 38 Years
CVS	Kissimmee, FL	(c)	1,508	2,153	-	-	1,508	2,153	3,661	(284)	1995	7/17/2013	2 to 40 Years
CVS	Lake Worth, TX	(c)	1,044	1,817	-	-	1,044	1,817	2,661	(282)	1996	7/17/2013	2 to 30 Years
CVS	Lincoln, IL	(b)	444	3,043	-	-	444	3,043	3,487	(334)	2007	7/17/2013	11 to 43 Years
CVS	Madison, MS	(c)	745	3,323	-	-	745	3,323	4,068	(358)	2004	7/17/2013	11 to 40 Years
CVS	Maynard, MA	(c)	1,683	3,984	-	-	1,683	3,984	5,667	(383)	2004	7/17/2013	14 to 42 Years
CVS	Mechanicville, NY	(c)	654	3,120	-	-	654	3,120	3,774	(340)	1997	7/17/2013	4 to 38 Years
CVS	Myrtle Beach, SC	(c)	828	4,024	-	-	828	4,024	4,852	(414)	2004	7/17/2013	12 to 42 Years
CVS	New Cumberland, PA	(b)	794	2,663	-	-	794	2,663	3,457	(291)	2007	7/17/2013	12 to 43 Years
CVS	Okeechobee, FL	(c)	674	5,088	-	-	674	5,088	5,762	(661)	2001	7/17/2013	9 to 30 Years
CVS	Orley, VA	(c)	2,530	2,296	-	-	2,530	2,296	4,826	(310)	2007	7/17/2013	12 to 43 Years
CVS	Orlando, FL	(c)	781	3,799	-	-	781	3,799	4,580	(500)	2005	7/17/2013	10 to 30 Years
CVS	Portsmouth, OH	(c)	354	1,953	-	-	354	1,953	2,307	(217)	1997	7/17/2013	5 to 38 Years

CVS	Portsmouth, OH	(b)	219	2,049	-	-	219	2,049	2,266	(206)	1997	7/17/2013	4 to 38 Years
CVS	Richardson, TX	(b)	803	2,575	-	-	803	2,575	3,378	(272)	1996	7/17/2013	3 to 40 Years
CVS	Richard Hills, TX	(b)	997	2,951	-	-	997	2,951	3,948	(317)	1997	7/17/2013	4 to 40 Years
CVS	River Oaks, TX	(b)	829	2,871	-	-	829	2,871	3,700	(331)	1996	7/17/2013	3 to 40 Years
CVS	St. Augustine, FL	(c)	1,048	2,905	-	-	1,048	2,905	3,953	(317)	2008	7/17/2013	11 to 42 Years
CVS	The Colony, TX	(c)	1,028	1,769	-	-	1,028	1,769	2,797	(202)	1996	7/17/2013	1 to 40 Years
CVS	Waynesville, NC	(c)	1,495	2,365	-	-	1,495	2,365	3,860	(269)	2006	7/17/2013	12 to 42 Years
CVS	Wichita Falls, TX	(c)	503	2,530	-	-	503	2,530	3,033	(284)	1995	7/17/2013	2 to 40 Years
CVS	Wichita Falls, TX	(c)	528	2,022	-	-	528	2,022	2,550	(219)	1995	7/17/2013	1 to 40 Years
Dave & Buster's	Addison, IL	(c)	4,690	6,692	-	-	4,690	6,692	11,382	(1,618)	1995	7/17/2013	7 to 24 Years
Dave & Buster's	Marietta, GA	(a)	3,908	8,630	(74)	-	3,834	8,630	12,454	(3,373)	1992	7/1/2005	15 to 30 Years
Davids Bridal	Lenexa, KS	(c)	919	2,476	-	-	919	2,476	3,395	(270)	2005	7/17/2013	2 to 47 Years
Davids Bridal	Topeka, KS	(c)	542	2,251	-	-	542	2,251	2,793	(216)	2006	7/17/2013	3 to 48 Years
Davis-Standard	Fulton, NY	(c)	445	6,113	-	35	445	6,148	6,593	(32)	1983	10/27/2016	7 to 40 Years
Davis-Standard	Pawcatuck, CT	(c)	2,736	9,218	-	36	2,736	9,254	11,990	(78)	1969	10/27/2016	5 to 40 Years
Defined Fitness	Abuquerque, NM	(c)	1,915	3,724	-	-	1,915	3,724	5,639	(243)	1995	4/23/2015	15 to 30 Years
Defined Fitness	Abuquerque, NM	(c)	2,391	4,008	-	-	2,391	4,008	6,399	(270)	2001	4/23/2015	15 to 30 Years
Defined Fitness	Abuquerque, NM	(c)	4,732	6,845	-	-	4,732	6,845	11,577	(394)	1972	4/23/2015	15 to 40 Years
Defined Fitness	Farmington, NM	(c)	2,242	6,696	-	-	2,242	6,696	8,938	(341)	1999	4/23/2015	15 to 40 Years
Defined Fitness	Rio Rancho, NM	(c)	1,448	2,172	-	-	1,448	2,172	3,620	(152)	1997	4/23/2015	15 to 30 Years
Denny's	Fountain Hills, AZ	(a)	825	561	-	-	825	561	1,386	(326)	1995	9/24/2004	15 to 30 Years
Denny's	Benson, AZ	(c)	313	336	-	-	313	336	649	(44)	1996	3/20/2015	15 to 20 Years
Diagnostic Health Centers of Texas	Baumont, TX	(a)	438	1,976	-	-	438	1,976	2,414	(222)	1985	3/31/2014	15 to 30 Years
Diagnostic Health Centers of Texas	Port Arthur, TX	(a)	466	2,057	-	-	466	2,057	2,525	(230)	1997	3/31/2014	15 to 30 Years
Dick's Sporting Goods	Piccadillo, ID	(b)	3,682	10,658	-	-	3,682	10,658	14,340	(1,659)	2006	7/17/2013	5 to 38 Years
Dillon Tire	Lincoln, NE	(a)	1,318	1,604	-	-	1,318	1,604	2,822	(781)	1972	4/29/2011	11 to 20 Years
Dollar General	Adair, OK	(b)	264	855	-	-	264	855	1,119	(88)	2012	10/29/2013	13 to 40 Years
Dollar General	Alpena, AR	(c)	359	600	-	-	359	600	959	(61)	2014	12/15/2014	14 to 40 Years
Dollar General	Altus, OK	(b)	315	918	-	-	315	918	1,233	(91)	2012	10/29/2013	13 to 40 Years
Dollar General	Ardenmore, TN	(c)	950	1,847	-	-	950	1,847	2,797	(304)	2005	7/17/2013	8 to 40 Years
Dollar General	Atoka, OK	(b)	466	1,304	-	-	466	1,304	1,770	(130)	2012	10/29/2013	13 to 40 Years
Dollar General	Attec, NM	(c)	548	623	-	-	548	623	1,171	(53)	2014	3/31/2015	14 to 40 Years
Dollar General	Benton, MS	(a)	227	745	-	-	227	745	972	(43)	2014	6/22/2015	13 to 40 Years
Dollar General	Birch Tree, MD	(c)	252	659	-	-	252	659	911	(55)	2014	3/31/2015	14 to 40 Years
Dollar General	Bloomfield, NM	(c)	409	663	-	-	409	663	1,072	(46)	2015	5/14/2015	14 to 40 Years
Dollar General	Buckatunna, MS	(c)	199	798	-	-	199	798	997	(38)	2014	9/24/2015	13 to 40 Years
Dollar General	Byng, OK	(a)	205	646	-	-	205	646	851	(37)	2015	7/14/2015	14 to 40 Years
Dollar General	Cameron, OK	(c)	312	710	-	-	312	710	1,022	(52)	2014	12/15/2014	14 to 40 Years
Dollar General	Center Ridge, AR	(c)	313	595	-	-	313	595	906	(61)	2014	12/15/2014	14 to 40 Years
Dollar General	Centre, AL	(b)	233	767	-	-	233	767	1,000	(83)	2011	9/17/2013	12 to 40 Years
Dollar General	Claremore, OK	(b)	243	928	-	-	243	928	1,171	(92)	2012	10/29/2013	13 to 40 Years
Dollar General	Clear Lake, IA	(c)	374	760	-	-	374	760	1,134	(52)	2015	5/14/2015	14 to 40 Years
Dollar General	Clovis, NM	(c)	311	659	-	-	311	659	970	(46)	2015	5/14/2015	14 to 40 Years
Dollar General	Cowarts, AL	(b)	396	836	-	-	396	836	1,232	(89)	2011	9/17/2013	12 to 40 Years
Dollar General	Creal Springs, IL	(c)	261	653	-	-	261	653	914	(51)	2014	4/27/2015	14 to 40 Years
Dollar General	Crossville, TN	(c)	1,041	1,871	-	-	1,041	1,871	2,912	(301)	2006	7/17/2013	7 to 40 Years
Dollar General	Crossville, TN	(b)	264	849	-	-	264	849	1,113	(90)	2011	9/17/2013	12 to 40 Years
Dollar General	Crystal City, TX	(b)	295	939	-	-	295	939	1,234	(93)	2012	10/29/2013	13 to 40 Years
Dollar General	Da Soto, KS	(b)	301	1,049	-	-	301	1,049	1,350	(122)	2012	10/29/2013	13 to 40 Years
Dollar General	Dewal, MD	(c)	184	727	-	-	184	727	911	(46)	2015	5/14/2015	14 to 40 Years
Dollar General	Eastaboga, AL	(b)	223	937	-	-	223	937	1,190	(97)	2011	9/17/2013	12 to 40 Years
Dollar General	Emporia, KS	(b)	292	1,176	-	-	292	1,176	1,466	(124)	2012	10/29/2013	13 to 40 Years
Dollar General	Enterprise, AL	(b)	255	803	-	-	255	803	1,058	(84)	2011	9/17/2013	12 to 40 Years
Dollar General	Fruita, CO	(b)	255	1,025	-	-	255	1,025	1,280	(106)	2012	10/29/2013	13 to 40 Years
Dollar General	Gore, OK	(b)	182	924	-	-	182	924	1,106	(98)	2012	10/29/2013	13 to 40 Years
Dollar General	Hill City, KS	(b)	243	815	-	-	243	815	1,058	(98)	2012	10/29/2013	13 to 40 Years
Dollar General	Hobart, OK	(b)	230	910	-	-	230	910	1,140	(99)	2012	10/29/2013	13 to 40 Years
Dollar General	Hobbs, NM	(b)	405	949	-	-	405	949	1,254	(113)	2012	10/29/2013	13 to 40 Years
Dollar General	Hurley, MS	(a)	412	1,084	-	-	412	1,084	1,496	(62)	2013	6/22/2015	13 to 40 Years
Dollar General	Jasper, AL	(b)	365	1,052	-	-	365	1,052	1,417	(110)	2011	9/17/2013	12 to 40 Years
Dollar General	Keota, OK	(c)	215	667	-	-	215	667	902	(55)	2014	12/15/2014	14 to 40 Years
Dollar General	Ketchum, OK	(b)	297	760	-	-	297	760	1,057	(96)	2012	10/29/2013	13 to 40 Years
Dollar General	La Cygne, KS	(b)	120	833	-	-	120	833	953	(86)	2012	10/29/2013	13 to 40 Years
Dollar General	La Plata, MO	(c)	283	653	-	-	283	653	936	(51)	2014	4/27/2015	14 to 40 Years
Dollar General	Lakeview, IA	(c)	251	568	-	-	251	568	819	(42)	2015	4/27/2015	14 to 40 Years
Dollar General	Las Cruces, NM	(b)	452	900	-	-	452	900	1,352	(104)	2012	10/29/2013	13 to 40 Years

Dollar General	Laurel, MS	(a)	432	705	-	-	432	705	1,137	(48)	2012	6/22/2015	11 to 40 Years
Dollar General	Livingston, TN	(c)	1,073	1,889	-	-	1,073	1,889	2,962	(333)	2006	7/17/2013	7 to 40 Years
Dollar General	Los Lunas, NM	(c)	262	740	-	-	262	740	1,022	(57)	2015	5/14/2015	14 to 40 Years
Dollar General	Mabon, MS	(c)	263	724	-	-	263	724	997	(41)	2014	9/24/2015	13 to 40 Years
Dollar General	Meridian, MS	(c)	211	804	-	-	211	804	1,145	(43)	2014	9/24/2015	13 to 40 Years
Dollar General	Okay, OK	(b)	200	901	-	-	200	901	1,101	(93)	2012	10/29/2013	13 to 40 Years
Dollar General	Opalco, AR	(a)	354	553	-	-	354	553	907	(42)	2015	7/14/2015	14 to 40 Years
Dollar General	Ord, NE	(b)	222	1,010	-	-	222	1,010	1,232	(107)	2012	10/29/2013	13 to 40 Years
Dollar General	Orville, AL	(b)	192	826	-	-	192	826	1,018	(95)	2011	9/17/2013	12 to 40 Years
Dollar General	Pagosa Springs, CO	(b)	253	1,031	-	-	253	1,031	1,284	(102)	2012	10/29/2013	13 to 40 Years
Dollar General	Pinville, MO	(c)	253	699	-	-	253	699	952	(58)	2014	3/31/2015	14 to 40 Years
Dollar General	Pleasant Hope, MO	(c)	263	650	-	-	263	650	913	(49)	2014	5/14/2015	14 to 40 Years
Dollar General	Quinton, OK	(c)	245	663	-	-	245	663	928	(52)	2014	12/15/2014	14 to 40 Years
Dollar General	Red Oak, OK	(a)	245	675	-	-	245	675	920	(37)	2015	7/14/2015	14 to 40 Years
Dollar General	Rehobeth, AL	(b)	259	774	-	-	259	774	1,033	(82)	2011	9/17/2013	12 to 40 Years
Dollar General	Salem, MO	(c)	410	778	-	-	410	778	1,188	(61)	2015	4/27/2015	13 to 40 Years
Dollar General	Sand Springs, OK	(b)	396	1,039	-	-	396	1,039	1,435	(109)	2012	10/29/2013	13 to 40 Years
Dollar General	Silt, CO	(b)	334	894	-	-	334	894	1,228	(89)	2012	10/29/2013	13 to 40 Years
Dollar General	Spino, OK	(b)	263	1,099	-	-	263	1,099	1,362	(125)	2012	10/29/2013	13 to 40 Years
Dollar General	Stigler, OK	(b)	610	809	-	-	610	809	1,419	(99)	2012	10/29/2013	13 to 40 Years
Dollar General	Tallassee, AL	(b)	141	895	-	-	141	895	1,036	(87)	2011	9/17/2013	12 to 40 Years
Dollar General	Temple, TX	(b)	414	897	-	-	414	897	1,311	(98)	2012	10/29/2013	13 to 40 Years
Dollar General	Topoka, KS	(b)	313	882	-	-	313	882	1,195	(99)	2012	10/29/2013	13 to 40 Years
Dollar General	Torrillo, TX	(b)	255	818	-	-	255	818	1,073	(96)	2012	10/29/2013	13 to 40 Years
Dollar General	Walker, OK	(b)	173	1,042	-	-	173	1,042	1,215	(105)	2012	10/29/2013	13 to 40 Years
Dollar General	Western Drive, AR	(c)	391	905	-	-	391	905	968	(82)	2014	12/15/2014	14 to 40 Years
Dollar General	Wetumpka, AL	(b)	303	784	-	-	303	784	1,087	(87)	2011	9/17/2013	12 to 40 Years
Dollar General	Wilburton, OK	(c)	522	887	-	-	522	887	1,409	(78)	2014	12/15/2014	14 to 40 Years
DOW Emergency	Garland, TX	(c)	1,256	4,516	-	-	1,256	4,516	5,772	(87)	2016	3/30/2016	50 to 50 Years
Drive Time Car Sales	Gladstone, MO	(c)	1,100	774	-	-	1,100	774	1,874	(91)	2005	3/11/2015	4 to 40 Years
Drive Time Car Sales	Independence, MO	(c)	1,058	1,297	-	-	1,058	1,297	2,355	(321)	1988	11/25/2014	4 to 15 Years
Eddie Merlo's	Burr Ridge, IL	(a)	759	977	16	1,564	775	2,561	3,336	(1,027)	1997	6/25/2004	15 to 30 Years
Eddie Merlo's	Ford Wayne, IN	(a)	989	2,057	-	-	989	2,057	3,046	(741)	2001	11/10/2005	15 to 30 Years
Eddie Merlo's	Indianapolis, IN	(a)	1,971	2,295	-	-	1,971	2,295	4,266	(645)	2003	11/10/2005	15 to 40 Years
El Chico	Androm, OK	(a)	1,332	1,466	(704)	(677)	628	789	1,417	(700)	1986	2/26/2007	14 to 20 Years
El Chico	Arlington, TX	(a)	1,301	1,032	-	-	1,301	1,032	2,333	(716)	1978	2/26/2007	14 to 20 Years
El Chico	Little Rock, AR	(a)	699	1,700	(344)	(592)	355	1,108	1,463	(887)	1972	2/26/2007	14 to 20 Years
El Chico	Muskogee, OK	(a)	968	1,259	(448)	(568)	520	691	1,211	(663)	1984	2/26/2007	14 to 30 Years
El Chico	Sherman, TX	(a)	1,013	1,286	(415)	(542)	598	744	1,342	(730)	1994	2/26/2007	14 to 20 Years
Emagine Theatres	Delano, MN	(c)	397	1,052	-	-	397	1,052	1,449	(29)	1984	7/29/2016	6 to 20 Years
Emagine Theatres	East Bethel, MN	(c)	545	1,768	-	-	545	1,768	2,313	(53)	1990	7/29/2016	6 to 30 Years
Emagine Theatres	Lakeville, MN	(c)	2,843	2,843	-	2,216	2,843	5,059	7,902	(87)	1998	7/29/2016	6 to 30 Years
Emagine Theatres	Morticello, MN	(c)	1,161	3,155	-	-	1,161	3,155	4,316	(87)	2004	7/29/2016	6 to 30 Years
Emagine Theatres	Plymouth, MN	(c)	2,516	4,090	-	2,099	2,516	6,189	8,705	(70)	1988	7/29/2016	6 to 30 Years
Emagine Theatres	Rogers, MN	(c)	2,337	2,383	-	552	2,337	2,935	5,272	(86)	2006	7/29/2016	6 to 30 Years
Emagine Theatres	Waconia, MN	(c)	249	1,464	-	-	249	1,464	1,713	(31)	1989	7/29/2016	6 to 20 Years
Emagine Theatres	WhiteBear Township, MN	(c)	2,773	5,476	-	107	2,773	5,583	8,366	(148)	1995	7/29/2016	6 to 20 Years
Emergency Centers (Exceptional Health Care, Inc.)	Haltom City, TX	(c)	1,734	520	-	-	1,734	520	2,254	-	2018	12/1/2018	20 to 40 Years
Emerus Urgent Care	Scherz, TX	(a)	2,596	9,844	-	-	2,596	9,844	12,540	(770)	2013	5/16/2014	13 to 40 Years
Excellence ER	Livingston, TX	(c)	1,505	7,616	-	32	1,505	7,648	9,153	(164)	2014	3/30/2016	40 to 40 Years
Express Oil Change	Alabaster, AL	(a)	631	1,010	-	-	631	1,010	1,641	(236)	1995	12/22/2006	40 to 40 Years
Express Oil Change	Auburn, AL	(a)	354	1,182	30	78	384	1,260	1,644	(412)	1987	12/22/2006	15 to 30 Years
Express Oil Change	Bessemer, AL	(a)	358	1,197	-	-	358	1,197	1,555	(282)	1988	12/22/2006	40 to 40 Years
Express Oil Change	Birmingham, AL	(a)	417	1,237	-	-	417	1,237	1,654	(291)	1970	12/22/2006	40 to 40 Years
Express Oil Change	Birmingham, AL	(a)	300	839	-	-	300	839	1,139	(158)	1998	12/22/2006	50 to 50 Years
Express Oil Change	Birmingham, AL	(a)	607	1,379	-	-	607	1,379	1,985	(325)	1988	12/22/2006	40 to 40 Years
Express Oil Change	Birmingham, AL	(a)	343	901	-	-	343	901	1,244	(212)	1989	12/22/2006	40 to 40 Years
Express Oil Change	Birmingham, AL	(a)	334	1,119	-	-	334	1,119	1,453	(263)	1989	12/22/2006	40 to 40 Years
Express Oil Change	Birmingham, AL	(a)	372	1,073	-	-	372	1,073	1,445	(307)	1985	12/22/2006	30 to 30 Years
Express Oil Change	Birmingham, AL	(a)	339	858	-	-	339	858	1,197	(202)	1990	12/22/2006	40 to 40 Years
Express Oil Change	Decatur, AL	(a)	187	1,174	-	98	187	1,272	1,459	(256)	2000	12/22/2006	19 to 50 Years
Express Oil Change	Decatur, AL	(a)	84	803	-	-	84	803	887	(151)	2001	12/22/2006	50 to 50 Years
Express Oil Change	Florence, AL	(a)	130	1,128	-	-	130	1,128	1,256	(212)	1999	12/22/2006	50 to 50 Years
Express Oil Change	Gardendale, AL	(a)	586	1,274	-	-	586	1,274	1,860	(300)	1989	12/22/2006	40 to 40 Years
Express Oil Change	Huntsville, AL	(a)	195	1,649	-	-	195	1,649	1,844	(388)	1993	12/22/2006	40 to 40 Years
Express Oil Change	Huntsville, AL	(a)	295	893	-	-	295	893	1,188	(210)	1994	12/22/2006	40 to 40 Years

Express Oil Change	Huntsville, AL	(a)	374	1,295	-	109	374	1,404	1,778	(344)	1997	12/22/2006	19 to 40 Years
Express Oil Change	Huntsville, AL	(a)	252	917	-	-	252	917	1,169	(288)	1965	12/22/2006	30 to 30 Years
Express Oil Change	Huntsville, AL	(a)	184	1,037	-	-	184	1,037	1,221	(195)	2001	12/22/2006	50 to 50 Years
Express Oil Change	Madison, AL	(a)	359	1,505	40	456	399	1,961	2,350	(363)	1995	12/22/2006	15 to 40 Years
Express Oil Change	Madison, AL	(a)	211	1,401	-	-	211	1,401	1,612	(330)	1997	12/22/2006	40 to 40 Years
Express Oil Change	Odessa, AL	(a)	120	1,224	-	-	120	1,224	1,344	(288)	1990	12/22/2006	40 to 40 Years
Express Oil Change	Prison, AL	(a)	320	916	-	-	320	916	1,236	(173)	2001	12/22/2006	50 to 50 Years
Family Dollar Stores	Bald Knob, AR	(a)	328	327	-	-	328	327	655	(102)	1971	3/31/2014	1 to 15 Years
Family Dollar Stores	Anderson, IN	(c)	399	791	-	-	399	791	1,140	(55)	2015	3/20/2015	14 to 40 Years
Family Dollar Stores	Bulls Gap, TN	(c)	467	762	-	-	467	762	1,229	(54)	2014	3/20/2015	14 to 40 Years
Family Dollar Stores	Des Moines, IA	(c)	354	807	-	-	354	807	1,161	(61)	2014	3/20/2015	8 to 40 Years
Family Dollar Stores	DuLuth, MN	(c)	422	869	-	-	422	869	1,291	(59)	2015	5/12/2015	9 to 40 Years
Family Dollar Stores	Ewart, MI	(c)	306	703	-	-	306	703	1,009	(51)	2014	3/20/2015	14 to 40 Years
Family Dollar Stores	Kross-Kincheloe, MI	(c)	317	626	-	-	317	626	943	(54)	2014	3/20/2015	14 to 40 Years
Family Dollar Stores	Lakewood, OH	(c)	522	2,053	-	-	522	2,053	2,575	(251)	1996	7/17/2013	3 to 35 Years
Family Dollar Stores	Mansfield, OH	(c)	288	825	-	-	288	825	1,113	(52)	2014	4/28/2014	9 to 40 Years
Family Dollar Stores	Mesa, AZ	(c)	734	2	103	830	837	632	1,489	(38)	1955	11/13/2014	10 to 50 Years
Family Dollar Stores	Oter Tail, MN	(c)	338	791	-	-	338	791	1,129	(52)	2014	3/20/2015	14 to 40 Years
Family Dollar Stores	Tearkana, AR	(a)	303	201	-	-	303	201	504	(43)	1988	3/31/2014	4 to 20 Years
Family Fare Supermarket	Omaha, NE	(b)	2,198	3,328	-	-	2,198	3,328	5,526	(683)	1982	12/17/2014	4 to 20 Years
Family Medical Center, Riverside	Jacksonville, FL	(c)	815	1,606	-	-	815	1,606	2,421	(169)	1977	8/18/2014	6 to 30 Years
Family Medical Center	Middeburg, FL	(c)	521	2,589	-	65	521	2,654	3,175	(277)	1988	8/18/2014	7 to 30 Years
Famous Dave's	Apple Valley, MN	(a)	1,119	1,055	-	-	1,119	1,055	2,174	(469)	1999	9/24/2004	15 to 30 Years
Famous Dave's	Maple Grove, MN	(a)	1,852	1,096	-	-	1,852	1,096	2,948	(561)	1997	9/24/2004	15 to 30 Years
Famous Dave's	Stillwater, MN	(a)	1,051	1,051	-	-	1,051	1,051	2,102	(567)	1998	9/24/2004	15 to 30 Years
Faunco Interior Systems	Auburn Hills, MI	(c)	3,542	6,597	169	-	3,711	6,597	10,308	(1,332)	1995	7/17/2013	8 to 30 Years
Fazio's	Blue Springs, MO	(c)	688	119	101	(119)	789	789	-	(0)	8/27/2009	(f)	
Fazio's	Fort Wayne, IN	(a)	660	204	-	-	660	204	864	(284)	1982	9/23/2005	10 to 15 Years
Fazio's	Lees Summit, MO	(a)	590	69	55	(69)	645	-	645	-	(f)	9/23/2005	(f)
Fazio's	Rochester, MN	(a)	561	83	66	(83)	627	-	627	-	(f)	9/23/2005	(f)
FedEx	Baton Rouge, LA	(b)	2,896	8,024	-	-	2,896	8,024	10,922	(1,059)	2008	7/17/2013	9 to 43 Years
FedEx	Edwardsville, KS	(c)	12,780	13,501	-	-	12,780	13,501	26,281	(3,707)	1999	7/17/2013	9 to 28 Years
FedEx	Huntsville, AL	(b)	5,115	6,701	-	-	5,115	6,701	11,816	(1,587)	2008	7/17/2013	10 to 38 Years
FedEx	Peoria, IL	(c)	953	1,916	-	13	953	1,929	2,882	(398)	1996	7/17/2013	3 to 30 Years
FedEx	Walker, MI	(b)	2,287	4,469	(1,366)	(2,527)	918	1,942	2,860	(24)	2001	7/17/2013	4 to 32 Years
Ferguson Enterprises	Auburn, AL	(b)	884	1,530	-	-	884	1,530	2,414	(275)	2007	7/17/2013	10 to 32 Years
Ferguson Enterprises	Charlotte, NC	(c)	4,582	6,511	-	-	4,582	6,511	11,090	(1,325)	2007	7/17/2013	10 to 28 Years
Ferguson Enterprises	Cohasset, MN	(b)	334	1,134	-	-	334	1,134	1,466	(236)	2007	7/17/2013	10 to 28 Years
Ferguson Enterprises	Front Royal, VA	(b)	7,257	35,711	-	-	7,257	35,711	42,966	(5,939)	2007	7/17/2013	9 to 34 Years
Ferguson Enterprises	Ocala, FL	(c)	2,260	4,709	-	-	2,260	4,709	6,969	(835)	2006	7/17/2013	8 to 46 Years
Ferguson Enterprises	Powhatan, VA	(c)	4,342	2,963	-	-	4,342	2,963	7,305	(1,260)	2007	7/17/2013	10 to 31 Years
Ferguson Enterprises	Salisbury, MD	(c)	4,210	6,613	-	-	4,210	6,613	10,823	(1,669)	2007	7/17/2013	10 to 27 Years
Ferguson Enterprises	Shalotte, NC	(b)	705	1,794	-	-	705	1,794	2,499	(330)	2006	7/17/2013	10 to 30 Years
Fiesta Mart	Dallas, TX	(c)	3,975	-	-	-	3,975	-	3,975	-	(f)	7/17/2013	(f)
Fitness Evolution	Sacramento, CA	(c)	1,236	2,883	-	-	1,236	2,883	4,119	(207)	1990	9/29/2015	15 to 20 Years
Fitness Evolution	Saint Cloud, MN	(a)	912	1,427	-	-	912	1,427	2,339	(180)	1989	12/16/2014	15 to 20 Years
Fitness Evolution	Sartell, MN	(a)	3,082	3,765	-	-	3,082	3,765	6,857	(464)	2001	12/16/2014	15 to 30 Years
Fitness Works	Chandler, AZ	(a)	1,328	2,865	-	-	1,328	2,865	3,991	(32)	2007	9/30/2016	13 to 30 Years
Fitness Works	Cleffdale, AZ	(a)	1,402	2,879	-	-	1,402	2,879	4,281	(34)	2008	9/30/2016	13 to 30 Years
Flying J Travel Plaza	Calletburg, NY	(a)	9,344	3,989	-	-	9,344	3,989	13,233	(4,046)	2001	7/1/2005	13 to 40 Years
Flying J Travel Plaza	Saint Augustine, FL	(a)	9,556	2,543	-	-	9,556	2,543	12,099	(2,815)	2005	7/1/2005	13 to 40 Years
Flying J Travel Plaza	Spiceland, IN	(a)	9,649	3,063	-	-	9,649	3,063	12,712	(3,527)	2004	7/1/2005	13 to 40 Years
Flying Star Café	Abuquerque, NM	(a)	120	1,336	-	-	120	1,336	1,456	(418)	1999	7/1/2005	30 to 30 Years
Flying Star Café	Abuquerque, NM	(a)	1,036	1,655	-	-	1,036	1,655	2,691	(734)	1994	7/1/2005	15 to 30 Years
Focus Child Development Center	Dalton, GA	(a)	396	1,396	-	-	396	1,396	1,792	(24)	1996	6/29/2016	10 to 40 Years
Focus Child Development Center	Riverdale, GA	(a)	663	1,336	-	32	663	1,368	2,031	(27)	1998	6/29/2016	10 to 40 Years
Focus Child Development Center	Riverdale, GA	(a)	436	525	-	-	436	525	961	(11)	1965	6/29/2016	10 to 40 Years
Food City	Blairsville, GA	(c)	1,652	3,102	-	-	1,652	3,102	4,754	(359)	2001	9/30/2014	10 to 30 Years
Food City	Chattanooga, TN	(c)	1,817	5,281	-	-	1,817	5,281	7,086	(527)	1989	9/30/2014	10 to 30 Years
Food City	Dayton, TN	(c)	1,122	6,767	-	-	1,122	6,767	7,889	(514)	1999	9/30/2014	10 to 40 Years
Fox and Hound	Richmond, VA	(c)	993	922	-	-	993	922	1,915	(98)	2003	3/20/2015	13 to 20 Years
Fox Rehabilitation	Cherry Hill, NJ	(c)	4,078	6,076	-	-	4,078	6,076	10,154	(29)	1998	11/23/2016	13 to 30 Years
Fred's Super Dollar	Cabot, AR	(a)	132	404	-	-	132	404	536	(115)	1970	3/31/2014	1 to 15 Years
Freight House Grill	Rapid City, SD	(a)	878	1,657	-	-	878	1,657	2,535	(824)	1902	12/29/2006	15 to 20 Years
Fresenius Medical Care	Farlee, WV	(c)	298	1,280	-	-	298	1,280	1,578	(138)	2009	8/18/2014	10 to 40 Years
Fresenius Medical Care	Elizabethton, TN	(c)	482	1,139	-	-	482	1,139	1,621	(138)	2008	8/18/2014	6 to 30 Years

Fuddruckers	Glendale, AZ	(a)	1,236	272	-	-	1,236	272	1,508	(244)	1995	6/25/2004	15 to 20 Years
Fuddruckers	Houston, TX	(a)	1,098	439	-	-	1,098	439	1,537	(345)	1995	6/25/2004	15 to 40 Years
Fuddruckers	Houston, TX	(a)	1,156	352	(22)	-	1,134	352	1,486	(286)	1995	6/25/2004	15 to 30 Years
Fuddruckers	Kingwood, TX	(a)	936	387	-	-	936	387	1,323	(300)	1994	6/25/2004	15 to 30 Years
Fuddruckers	Mesa, AZ	(a)	1,318	224	-	-	1,318	224	1,562	(228)	1995	6/25/2004	15 to 20 Years
Gander Mountain	Kenosha, WI	(a)	3,421	7,407	-	-	3,421	7,407	10,828	(2,431)	2004	7/1/2005	14 to 40 Years
Gander Mountain	New Hartford, NY	(a)	2,168	4,851	-	-	2,168	4,851	7,019	(2,016)	2004	7/1/2005	14 to 40 Years
Gander Mountain	Newnan, GA	(c)	2,938	4,472	-	318	2,938	4,790	7,728	(320)	2014	7/3/2014	15 to 40 Years
Gander Mountain	Opelika, AL	(b)	2,117	5,737	-	-	2,117	5,737	7,854	(681)	2012	6/14/2013	14 to 40 Years
Gander Mountain	Tuscaloosa, AL	(b)	3,321	4,053	-	-	3,321	4,053	7,374	(401)	2013	9/30/2013	14 to 50 Years
Gander Mountain	Valdosta, GA	(b)	2,930	5,012	-	-	2,930	5,012	7,942	(644)	2012	6/14/2013	14 to 40 Years
Gardner School	Nashville, TN	(c)	2,461	1,427	-	-	2,461	1,427	3,888	(89)	1976	3/27/2015	15 to 40 Years
General Motors	Caldwell, TX	(a)	1,775	1,725	-	-	1,775	1,725	3,500	(955)	2000	4/29/2011	11 to 36 Years
Genesis Health Clubs	Olathe, KS	(c)	1,816	5,526	-	-	1,816	5,526	7,342	(671)	2007	7/17/2013	15 to 30 Years
Georgia Theatre	Danville, VA	(c)	1,349	6,406	-	-	1,349	6,406	7,755	(410)	2002	12/30/2014	15 to 40 Years
Georgia Theatre	Hinesville, GA	(c)	2,049	5,216	-	-	2,049	5,216	7,285	(342)	2001	12/30/2014	15 to 40 Years
Georgia Theatre	Valdosta, GA	(c)	3,038	13,801	-	-	3,038	13,801	16,839	(817)	2001	12/30/2014	15 to 40 Years
Georgia Theatre	Warner Robins, GA	(c)	2,598	8,324	-	-	2,598	8,324	10,922	(531)	2010	12/30/2014	15 to 40 Years
Gerber Collision & Glass	Clayton, NC	(a)	684	1,254	-	-	684	1,254	1,936	(147)	2001	3/31/2014	7 to 30 Years
Gerber Collision & Glass	Greensboro, NC	(a)	721	1,179	-	-	721	1,179	1,900	(153)	2002	3/31/2014	7 to 30 Years
Golden Chick	Weatherford, TX	(c)	260	886	-	21	260	907	1,167	(16)	2015	7/28/2016	16 to 30 Years
Golden Corral	Albuquerque, NM	(a)	1,473	2,947	-	-	1,473	2,947	4,420	(570)	2011	7/17/2013	10 to 33 Years
Golden Corral	Blanton, MO	(a)	1,497	1,684	-	-	1,497	1,684	3,181	(802)	1994	9/23/2005	15 to 30 Years
Golden Corral	Colonial Heights, VA	(a)	1,948	500	37	1,463	1,985	1,963	3,948	(129)	1989	10/25/2013	15 to 40 Years
Golden Corral	Danville, VA	(a)	957	2,813	-	-	957	2,813	3,770	(300)	2009	8/21/2013	15 to 40 Years
Golden Corral	Decatur, AL	(a)	1,157	1,725	-	-	1,157	1,725	2,862	(302)	2004	7/17/2013	10 to 30 Years
Golden Corral	Florence, AL	(a)	794	1,742	-	-	794	1,742	2,536	(292)	1995	7/17/2013	8 to 27 Years
Golden Corral	Fort Smith, AR	(a)	1,503	1,323	-	-	1,503	1,323	2,826	(874)	1993	9/23/2005	15 to 20 Years
Golden Corral	Gallipolis, OH	(a)	375	1,295	-	-	375	1,295	1,670	(177)	1996	10/25/2013	15 to 30 Years
Golden Corral	Lexington, NC	(a)	910	1,059	-	-	910	1,059	1,999	(170)	1988	10/25/2013	15 to 30 Years
Golden Corral	Lynchburg, VA	(a)	2,033	2,013	-	-	2,033	2,013	4,046	(309)	2000	8/21/2013	15 to 30 Years
Golden Corral	New Boston, OH	(a)	599	1,498	-	-	599	1,498	2,097	(197)	1995	10/25/2013	15 to 30 Years
Golden Corral	North Little Rock, AR	(a)	1,398	1,289	-	-	1,398	1,289	2,687	(799)	1993	9/23/2005	15 to 20 Years
Golden Corral	Roanoke, VA	(a)	1,362	1,836	-	-	1,362	1,836	3,198	(239)	2000	8/21/2013	15 to 30 Years
Golden Corral	Springfield, MO	(a)	1,655	1,467	-	-	1,655	1,467	3,122	(773)	1993	9/23/2005	15 to 30 Years
Gold's Gym	Cifton, CO	(a)	1,280	6,975	-	-	1,280	6,975	8,255	(385)	1983	6/30/2015	15 to 30 Years
Gold's Gym	Grand Junction, CO	(a)	1,825	10,478	-	-	1,825	10,478	12,303	(351)	2007	11/5/2015	15 to 40 Years
Gold's Gym	O'Fallon, MO	(c)	1,669	6,054	-	-	1,669	6,054	7,723	(769)	2007	7/17/2013	9 to 34 Years
Gold's Gym	O'Fallon, IL	(c)	2,243	5,002	-	-	2,243	5,002	7,245	(682)	2005	7/17/2013	6 to 37 Years
Gold's Gym	Pawtucket, RI	(a)	946	3,093	-	26	946	3,119	4,055	(84)	1980	6/28/2016	4 to 30 Years
Gold's Gym	St. Peters, MO	(c)	1,814	5,810	-	-	1,814	5,810	7,624	(828)	2007	7/17/2013	9 to 34 Years
Goodrich Quality Theaters	Batavia, IL	(a)	4,705	7,561	-	-	4,705	7,561	12,266	(2,636)	1995	6/30/2009	11 to 38 Years
Goodrich Quality Theaters	Gibsonville, FL	(c)	4,970	4,014	-	3,916	4,970	7,930	12,900	(138)	2016	11/5/2015	15 to 15 Years
Goodrich Quality Theaters	Noblesville, IN	(a)	1,760	-	2,338	10,172	4,098	10,172	14,270	(3,421)	2008	6/30/2009	14 to 39 Years
Goodrich Quality Theaters	Portage, IN	(a)	4,621	8,300	-	-	4,621	8,300	12,921	(3,214)	2007	6/30/2009	13 to 38 Years
Goodrich Quality Theaters	Saginaw, MI	(a)	2,538	-	-	8,358	2,538	8,358	10,896	(781)	2013	12/2/2013	15 to 30 Years
Gordmans	Peoria, IL	(c)	2,487	5,432	-	-	2,487	5,432	7,859	(657)	2006	7/17/2013	2 to 40 Years
Grand Sport Restaurant	Tulsa, OK	(a)	983	1,202	(497)	(573)	486	659	1,145	(611)	1976	2/26/2007	14 to 30 Years
Gulf Coast Medical Center	Wharton, TX	(c)	192	1,090	-	-	192	1,090	1,282	(96)	2009	8/18/2014	15 to 40 Years
H&E Equipment Services	Corpus Christi, TX	(c)	1,790	1,267	-	-	1,790	1,267	3,057	(260)	2014	9/30/2014	11 to 30 Years
Harder's	Adamsville, GA	(a)	557	318	-	-	557	318	875	(177)	1986	9/28/2006	15 to 20 Years
Harder's	Atlanta, GA	(a)	309	867	-	-	309	867	1,176	(111)	1994	12/24/2013	15 to 30 Years
Harder's	Bartonsville, IL	(a)	410	856	-	-	410	856	1,266	(178)	1980	12/21/2012	15 to 30 Years
Harder's	Bristol, TN	(a)	474	282	-	-	474	282	756	(143)	1985	12/21/2012	10 to 15 Years
Harder's	Bristol, VA	(a)	492	366	-	-	492	366	858	(136)	1982	12/21/2012	15 to 20 Years
Harder's	Bristol, VA	(a)	369	564	-	-	369	564	933	(152)	1991	12/21/2012	15 to 20 Years
Harder's	Buckhannon, WV	(a)	438	529	-	-	438	529	967	(142)	1978	12/21/2012	15 to 20 Years
Harder's	Columbia, MO	(a)	339	1,126	-	-	339	1,126	1,465	(136)	1985	12/24/2013	15 to 30 Years
Harder's	Commerce, GA	(a)	219	797	-	-	219	797	1,016	(104)	1990	12/24/2013	15 to 30 Years
Harder's	Cumming, GA	(a)	408	827	-	-	408	827	1,235	(113)	1988	12/24/2013	15 to 30 Years
Harder's	East Ellijay, GA	(a)	562	354	-	-	562	354	916	(244)	1984	12/29/2005	15 to 20 Years
Harder's	Elizabethton, TN	(a)	735	278	-	-	735	278	1,013	(101)	1971	12/21/2012	15 to 30 Years
Harder's	Emporia, KS	(a)	508	1,175	-	-	508	1,175	1,683	(153)	1989	12/24/2013	15 to 30 Years
Harder's	Eureka, IL	(a)	307	338	-	-	307	338	645	(191)	1980	12/21/2012	10 to 15 Years
Harder's	Forsyth, GA	(a)	249	936	-	-	249	936	1,185	(122)	1983	12/24/2013	15 to 30 Years
Harder's	Fort Madison, IA	(a)	191	620	-	-	191	620	811	(115)	1980	12/21/2012	15 to 30 Years

Harder's	Graceville, FL	(a)	279	1,036	-	-	279	1,036	1,315	(139)	1985	12/24/2013	15 to 30 Years
Harder's	Griffin, GA	(a)	249	876	-	-	249	876	1,125	(110)	1979	12/24/2013	15 to 30 Years
Harder's	Harrisonville, MO	(a)	369	1,195	-	-	369	1,195	1,564	(151)	1981	12/24/2013	15 to 30 Years
Harder's	Havana, IL	(a)	439	297	-	-	439	297	726	(184)	1980	12/21/2012	10 to 15 Years
Harder's	Hawkinsville, GA	(a)	189	946	-	-	189	946	1,115	(119)	1985	12/24/2013	15 to 30 Years
Harder's	Independence, MO	(a)	279	936	-	-	279	936	1,215	(118)	1979	12/24/2013	15 to 30 Years
Harder's	Johnson City, TN	(a)	718	450	-	-	718	450	1,166	(165)	1983	12/21/2012	15 to 20 Years
Harder's	Jonesborough, TN	(a)	576	329	-	-	576	329	905	(106)	1987	12/21/2012	15 to 20 Years
Harder's	Kansas City, KS	(a)	289	1,066	-	-	289	1,066	1,355	(134)	1980	12/24/2013	15 to 30 Years
Harder's	Kansas City, MO	(a)	538	936	-	-	538	936	1,474	(126)	1979	12/24/2013	15 to 30 Years
Harder's	Kingport, TN	(a)	384	877	-	-	384	877	1,261	(168)	1992	12/21/2012	15 to 30 Years
Harder's	Kingwood, WV	(a)	618	677	-	-	618	677	1,295	(183)	1979	12/21/2012	15 to 20 Years
Harder's	Lees Summit, MO	(a)	319	906	-	-	319	906	1,225	(119)	1985	12/24/2013	15 to 30 Years
Harder's	Mayfield, KY	(a)	316	603	-	-	316	603	919	(303)	1986	12/8/2009	12 to 27 Years
Harder's	McDonough, GA	(a)	179	806	-	1	179	807	986	(101)	1989	12/24/2013	15 to 30 Years
Harder's	McDonough, GA	(a)	418	847	-	-	418	847	1,285	(119)	1995	12/24/2013	15 to 30 Years
Harder's	Monroe, GA	(a)	618	787	-	-	618	787	1,405	(113)	1977	12/24/2013	15 to 30 Years
Harder's	Moultrie, GA	(a)	359	827	-	-	359	827	1,186	(105)	1997	12/24/2013	15 to 30 Years
Harder's	Mount Carmel, TN	(a)	499	536	-	-	499	536	1,035	(130)	1988	12/21/2012	15 to 30 Years
Harder's	Normal, IL	(a)	394	240	-	-	394	240	634	(122)	1980	12/21/2012	10 to 15 Years
Harder's	Parkersburg, WV	(a)	416	658	-	75	416	733	1,149	(447)	1986	3/7/2007	4 to 20 Years
Harder's	Parkersburg, WV	(a)	457	309	-	-	457	309	766	(163)	1999	12/21/2012	10 to 15 Years
Harder's	Paxton, IL	(a)	324	658	-	-	324	658	982	(456)	1986	12/29/2005	15 to 20 Years
Harder's	Pearson, GA	(a)	159	817	-	-	159	817	976	(106)	1994	12/24/2013	15 to 30 Years
Harder's	Peoria, IL	(a)	383	270	-	-	383	270	653	(141)	1980	12/21/2012	10 to 15 Years
Harder's	Peoria, IL	(a)	282	435	-	-	282	435	717	(122)	1980	12/21/2012	15 to 20 Years
Harder's	Phileas, WV	(a)	405	232	-	-	405	232	637	(133)	1988	12/21/2012	10 to 15 Years
Harder's	Quitman, GA	(a)	259	936	-	-	259	936	1,195	(118)	1985	12/24/2013	15 to 30 Years
Harder's	Rogersville, TN	(a)	384	964	-	-	384	964	1,348	(163)	1986	12/21/2012	15 to 30 Years
Harder's	Rolla, MO	(a)	229	857	-	-	229	857	1,086	(110)	1978	12/24/2013	15 to 30 Years
Harder's	Parkersburg, WV	(a)	383	404	-	-	383	404	787	(111)	1986	12/21/2012	15 to 30 Years
Harder's	South Charleston, WV	(a)	524	541	-	-	524	541	1,065	(134)	1993	12/21/2012	15 to 20 Years
Harder's	Thomasville, GA	(a)	408	837	-	-	408	837	1,245	(108)	1985	12/24/2013	15 to 30 Years
Harder's	Trenton, MO	(a)	309	1,175	-	-	309	1,175	1,484	(147)	1976	12/24/2013	15 to 30 Years
Harder's	Warner Robins, GA	(a)	229	887	-	-	229	887	1,115	(121)	1978	12/24/2013	15 to 30 Years
Harder's	Washington, IL	(a)	264	460	-	-	264	460	724	(127)	1980	12/21/2012	15 to 20 Years
Harder's	Watertown, WI	(a)	267	338	-	-	267	338	605	(182)	1986	6/30/2009	13 to 18 Years
Harder's	Waynesburg, PA	(a)	323	918	-	-	323	918	1,241	(177)	1982	12/21/2012	15 to 30 Years
Harder's	Weston, WV	(a)	158	695	-	-	158	695	853	(119)	1981	12/21/2012	15 to 30 Years
Harder's	South Windsor, CT	(c)	1,590	6,774	-	-	1,590	6,774	8,364	(627)	1982	5/5/2015	7 to 20 Years
Havana Farm and Home Supply	Havana, IL	(c)	525	813	-	-	525	813	1,339	(402)	2000	5/31/2006	15 to 20 Years
HD Supply	Aiken, SC	(a)	108	265	-	-	108	265	373	(139)	1985	5/1/2005	15 to 20 Years
HD Supply	Bowling Green, KY	(a)	136	228	-	-	136	228	364	(101)	1993	5/1/2005	15 to 20 Years
HD Supply	Conroe, TX	(a)	492	723	-	-	492	723	1,215	(329)	1999	7/1/2005	14 to 20 Years
HD Supply	D'iberville, MS	(a)	250	339	-	-	250	339	589	(197)	1984	5/1/2005	15 to 30 Years
HD Supply	Florence, SC	(a)	221	174	-	-	221	174	395	(211)	1974	5/1/2005	10 to 15 Years
HD Supply	Fort Myers, FL	(a)	641	1,069	-	-	641	1,069	1,710	(545)	1999	7/1/2005	14 to 30 Years
HD Supply	Greenville, SC	(a)	344	210	-	-	344	210	554	(255)	1981	5/1/2005	9 to 15 Years
HD Supply	Greer, SC	(a)	268	236	-	-	268	236	504	(159)	1993	5/1/2005	15 to 30 Years
HD Supply	Hickory, NC	(a)	199	262	-	-	199	262	461	(190)	1989	5/1/2005	15 to 20 Years
HD Supply	Indianapolis, IN	(a)	607	520	-	-	607	520	1,127	(343)	1990	5/1/2005	15 to 20 Years
HD Supply	Jacksonville, FL	(a)	339	226	-	-	339	226	565	(187)	1987	7/1/2005	15 to 20 Years
HD Supply	Jacksonville, FL	(a)	963	1,007	-	-	963	1,007	1,970	(917)	2001	7/1/2005	9 to 20 Years
HD Supply	Knoxville, TN	(a)	259	111	-	-	259	111	370	(171)	1981	5/1/2005	10 to 15 Years
HD Supply	Lakeland, FL	(a)	1,098	1,281	-	-	1,098	1,281	2,379	(876)	1984	7/1/2005	14 to 20 Years
HD Supply	Lawrenceville, GA	(a)	500	237	-	-	500	237	737	(191)	1996	5/1/2005	15 to 20 Years
HD Supply	Martinsburg, WV	(a)	173	20	-	-	173	20	193	(46)	1972	5/1/2005	10 to 15 Years
HD Supply	Mattoon, IL	(a)	233	263	-	-	233	263	496	(202)	1984	5/1/2005	15 to 20 Years
HD Supply	Pompano Beach, FL	(a)	1,144	337	-	-	1,144	337	1,481	(228)	1990	7/1/2005	15 to 30 Years
HD Supply	Riviera Beach, FL	(a)	500	170	-	-	500	170	670	(141)	1987	7/1/2005	15 to 20 Years
HD Supply	Roanoke, VA	(a)	333	124	-	-	333	124	457	(171)	1975	5/1/2005	10 to 15 Years
HD Supply	Sebring, FL	(a)	318	291	-	-	318	291	609	(195)	1982	7/1/2005	15 to 30 Years
HD Supply	Spokane, WA	(a)	518	193	-	-	518	193	711	(168)	1998	5/1/2005	15 to 30 Years
HD Supply	Statesville, NC	(a)	614	355	-	-	614	355	969	(406)	1976	5/1/2005	9 to 15 Years
HD Supply	Tontitown, AR	(a)	230	92	-	-	230	92	322	(82)	1987	5/1/2005	15 to 20 Years
HD Supply	West Columbia, SC	(a)	324	108	-	-	324	108	432	(80)	1989	5/1/2005	15 to 20 Years

HD Supply	West Columbia, SC	(a)	262	598	-	-	262	598	860	(343)	1984	5/1/2005	9 to 20 Years
HD Supply	Wilmington, NC	(a)	370	122	-	-	370	122	492	(100)	1987	5/1/2005	15 to 20 Years
Health Point Family Medicine	Franklin, TX	(c)	159	1,124	-	29	159	1,153	1,312	(110)	2012	8/16/2014	4 to 40 Years
Hearland Dental	Anderson, IN	(a)	411	1,673	-	-	411	1,673	2,084	(133)	1981	3/31/2014	15 to 40 Years
Hearland Dental	Belleville, IL	(a)	140	421	-	-	140	431	571	(87)	1979	3/31/2014	15 to 20 Years
Hearland Dental	Bradford, FL	(a)	110	671	-	-	110	671	781	(85)	1999	3/31/2014	15 to 30 Years
Hearland Dental	Bradford, MS	(a)	200	281	-	-	200	281	481	(42)	1986	3/31/2014	15 to 30 Years
Hearland Dental	Bullhead City, AZ	(a)	57	946	-	-	57	946	1,003	(69)	2005	4/8/2014	15 to 40 Years
Hearland Dental	Camp Hill, PA	(a)	180	581	-	-	180	581	761	(62)	1991	3/31/2014	15 to 30 Years
Hearland Dental	Camp Hill, PA	(a)	140	641	-	-	140	641	781	(66)	1990	3/31/2014	15 to 30 Years
Hearland Dental	Clarksville, TN	(a)	281	531	-	-	281	531	812	(56)	1997	3/31/2014	15 to 30 Years
Hearland Dental	Clayton, GA	(a)	70	311	-	-	70	311	381	(36)	1963	3/31/2014	15 to 30 Years
Hearland Dental	Columbia, MO	(a)	1,012	7,054	-	-	1,012	7,054	8,066	(531)	2004	3/31/2014	15 to 40 Years
Hearland Dental	Columbus, GA	(a)	190	531	-	-	190	531	721	(65)	1993	3/31/2014	15 to 30 Years
Hearland Dental	Crystal Lake, IL	(a)	200	631	-	-	200	631	831	(71)	2001	3/31/2014	15 to 30 Years
Hearland Dental	Deary, FL	(a)	100	641	-	-	100	641	741	(66)	1989	3/31/2014	15 to 30 Years
Hearland Dental	Deliance, OH	(a)	130	491	-	-	130	491	621	(56)	1959	3/31/2014	15 to 30 Years
Hearland Dental	Delvine, TX	(a)	240	481	-	-	240	481	721	(61)	2002	3/31/2014	15 to 30 Years
Hearland Dental	East Alton, IL	(a)	170	80	-	-	170	80	250	(20)	1960	3/31/2014	15 to 20 Years
Hearland Dental	Eastman, GA	(a)	130	551	-	-	130	551	681	(65)	1988	3/31/2014	15 to 30 Years
Hearland Dental	Elkhart, IN	(a)	90	341	-	-	90	341	431	(35)	1999	3/31/2014	15 to 30 Years
Hearland Dental	Evansville, IN	(a)	130	391	-	-	130	391	521	(45)	1986	3/31/2014	15 to 30 Years
Hearland Dental	Fort Wayne, IN	(a)	150	1,022	-	-	150	1,022	1,172	(81)	1965	3/31/2014	15 to 40 Years
Hearland Dental	Gahanna, OH	(a)	411	962	-	-	411	962	1,293	(112)	1998	3/31/2014	15 to 40 Years
Hearland Dental	Gainesville, FL	(a)	180	711	-	-	180	711	891	(69)	1941	3/31/2014	15 to 30 Years
Hearland Dental	Garrison, TN	(a)	91	171	-	-	91	171	262	(14)	1964	4/8/2014	15 to 40 Years
Hearland Dental	Glen Dale, AZ	(a)	371	491	-	-	371	491	622	(52)	1988	3/31/2014	15 to 30 Years
Hearland Dental	Hartsville, SC	(a)	90	180	-	-	90	180	270	(18)	1973	3/31/2014	15 to 40 Years
Hearland Dental	Jacksonville, FL	(a)	57	365	-	-	57	365	422	(36)	1986	4/8/2014	15 to 30 Years
Hearland Dental	Largo, FL	(a)	150	311	-	-	150	311	461	(32)	1962	3/31/2014	15 to 30 Years
Hearland Dental	Litchfield, IL	(a)	210	311	-	-	210	311	521	(54)	1962	3/31/2014	15 to 30 Years
Hearland Dental	Litchfield, IL	(a)	110	120	-	-	110	120	230	(18)	1962	3/31/2014	15 to 20 Years
Hearland Dental	Logansport, IN	(a)	30	421	-	-	30	421	451	(40)	1920	3/31/2014	15 to 30 Years
Hearland Dental	Longview, TX	(a)	200	601	-	-	200	601	801	(72)	2003	3/31/2014	15 to 30 Years
Hearland Dental	Marion, IN	(a)	140	321	-	-	140	321	461	(42)	1988	3/31/2014	15 to 30 Years
Hearland Dental	Marion, IN	(a)	130	421	-	-	130	421	551	(51)	1974	3/31/2014	15 to 30 Years
Hearland Dental	Maryville, IL	(a)	301	401	-	-	301	401	702	(51)	1995	3/31/2014	15 to 30 Years
Hearland Dental	Mechanicsburg, PA	(a)	230	1,032	152	-	382	1,032	1,414	(107)	1990	3/31/2014	15 to 30 Years
Hearland Dental	Melbourne, FL	(a)	321	651	-	-	321	651	972	(65)	1987	3/31/2014	15 to 30 Years
Hearland Dental	Memphis, TN	(a)	91	490	-	-	91	490	581	(49)	1987	4/8/2014	15 to 30 Years
Hearland Dental	Monroe, GA	(a)	110	631	-	-	110	631	741	(69)	2001	3/31/2014	15 to 30 Years
Hearland Dental	New Port Richey, FL	(a)	274	1,162	-	-	274	1,162	1,436	(117)	2004	4/8/2014	15 to 30 Years
Hearland Dental	New Port Richey, FL	(a)	456	1,151	-	-	456	1,151	1,607	(131)	2004	4/8/2014	15 to 30 Years
Hearland Dental	North Myrtle Beach, SC	(a)	581	601	-	-	581	601	1,182	(84)	2004	3/31/2014	15 to 30 Years
Hearland Dental	Ocala, FL	(a)	23	547	-	-	23	547	570	(50)	1984	4/8/2014	30 to 30 Years
Hearland Dental	Ocala, FL	(a)	190	521	-	-	190	521	711	(53)	1990	3/31/2014	15 to 30 Years
Hearland Dental	Orlando, FL	(a)	291	200	-	-	291	230	521	(27)	1979	3/31/2014	15 to 30 Years
Hearland Dental	Oroquieta, NV	(a)	291	671	-	-	291	671	962	(79)	1995	3/31/2014	15 to 40 Years
Hearland Dental	Palsatula, OH	(a)	261	762	-	-	261	762	1,043	(66)	1995	3/31/2014	15 to 40 Years
Hearland Dental	Raytown, MO	(a)	80	631	-	-	80	631	711	(67)	1989	3/31/2014	15 to 30 Years
Hearland Dental	Rio Rancho, NM	(a)	301	461	-	-	301	461	762	(55)	1992	3/31/2014	15 to 30 Years
Hearland Dental	South Bend, IN	(a)	341	321	-	-	341	321	662	(57)	1955	3/31/2014	15 to 20 Years
Hearland Dental	Spartanburg, SC	(a)	150	401	-	-	150	401	551	(44)	1992	3/31/2014	15 to 30 Years
Hearland Dental	Springfield, IL	(a)	451	1,162	-	-	451	1,162	1,613	(132)	1992	3/31/2014	15 to 30 Years
Hearland Dental	Springfield, MO	(a)	561	631	-	-	561	631	1,192	(76)	1996	3/31/2014	15 to 30 Years
Hearland Dental	Vero Beach, FL	(a)	220	731	-	-	220	731	951	(74)	1974	3/31/2014	15 to 30 Years
Hearland Dental	Vicksburg, MS	(a)	150	351	-	-	150	351	501	(45)	1984	3/31/2014	15 to 30 Years
Hearland Dental	Waynesboro, PA	(a)	100	601	-	-	100	601	701	(49)	1957	3/31/2014	15 to 40 Years
Hearland Dental	Westfield, IN	(a)	362	751	-	-	362	751	1,113	(77)	1992	3/31/2014	15 to 40 Years
Hearland Dental	Wittenberg, WI	(a)	41	210	-	-	41	210	251	(21)	1982	3/31/2014	15 to 30 Years
Hearland Dental	Wylie, TX	(a)	210	912	-	-	210	912	1,122	(96)	1986	3/31/2014	15 to 30 Years
Hearland Dental	York, PA	(a)	100	481	-	-	100	481	581	(50)	1984	3/31/2014	15 to 30 Years
HH Gregg	Greensboro, NC	(b)	2,776	3,990	-	-	2,776	3,990	6,766	(441)	2007	7/17/2013	10 to 47 Years
HH Gregg	Grove City, OH	(b)	2,050	3,288	-	-	2,050	3,288	5,338	(429)	2008	7/17/2013	9 to 38 Years
HH Gregg	M Juliet, TN	(c)	2,049	4,604	-	-	2,049	4,604	6,653	(513)	2008	7/17/2013	10 to 45 Years
HCM Furniture	Eau Claire, WI	(a)	1,597	6,964	-	-	1,597	6,964	8,561	(2,766)	2004	4/8/2005	15 to 30 Years

HOM Furniture	Fargo, ND	(c)	2,095	8,525	-	-	2,095	8,525	10,620	(1,065)	2005	7/17/2013	8 to 32 Years
HOM Furniture	Hennantown, MN	(a)	1,881	7,761	-	-	1,881	7,761	9,642	(2,295)	2003	4/9/2005	15 to 40 Years
Home Depot	Bedford Park, IL	(b)	10,242	11,839	-	-	10,242	11,839	22,081	(2,754)	1993	7/17/2013	7 to 20 Years
Home Depot	Broadview, IL	(c)	12,392	32,193	-	154	12,392	32,347	44,739	(5,696)	1994	7/17/2013	2 to 30 Years
Home Depot	Colma, CA	(c)	21,065	13,597	-	-	21,065	13,597	24,862	(1,837)	1995	7/17/2013	2 to 30 Years
Home Depot	Lakewood, CO	(b)	3,822	-	-	-	3,822	-	-	-	(0)	7/17/2013	(0)
Hostess	Midlothian, VA	(a)	823	1,151	-	246	823	1,397	2,220	(503)	1994	11/28/2006	15 to 30 Years
Hostess	Richmond, VA	(a)	1,253	1,410	-	29	1,253	1,439	2,692	(526)	1977	11/28/2006	15 to 30 Years
House of Boom Extreme Air Sports	Louisville, KY	(c)	2,205	3,551	-	-	2,205	3,551	5,756	(279)	1995	11/20/2015	9 to 20 Years
Humperdinks Restaurant & Brewepub	Addicks, TX	(a)	1,615	2,476	-	-	1,615	2,476	4,091	(966)	1996	7/1/2005	15 to 30 Years
Humperdinks Restaurant & Brewepub	Arlington, TX	(a)	2,064	2,043	-	-	2,064	2,043	4,107	(803)	1995	7/1/2005	15 to 30 Years
Humperdinks Restaurant & Brewepub	Dallas, TX	(a)	1,053	412	-	-	1,053	412	1,465	(255)	1976	7/1/2005	15 to 20 Years
Humperdinks Restaurant & Brewepub	Dallas, TX	(a)	1,396	1,699	227	-	1,593	1,699	3,292	(642)	1997	7/1/2005	15 to 30 Years
Hy-Vee Food Store	Bethany, MO	(c)	648	379	-	-	648	379	1,027	(319)	1974	5/21/2006	15 to 20 Years
Ill Forks	Dallas, TX	(a)	2,965	9,066	-	-	2,965	9,066	12,031	(1,001)	1998	7/17/2013	11 to 35 Years
In-Shape	Maritaca, CA	(c)	796	2,062	-	-	796	2,062	2,858	(196)	2001	9/4/2015	15 to 30 Years
In-Shape	Modelo, CA	(c)	2,350	5,923	-	-	2,350	5,923	8,273	(581)	1964	12/5/2014	10 to 30 Years
Interstate Resources, Inc.	New Castle, PA	(c)	1,084	5,507	-	-	1,084	5,507	6,591	(961)	1999	7/17/2013	8 to 25 Years
J. Jill	Tilton, NH	(b)	7,420	19,608	-	-	7,420	19,608	27,028	(4,264)	1996	7/17/2013	8 to 25 Years
Jack in the Box	Auburn, CA	(a)	579	299	-	-	579	299	878	(140)	1992	12/29/2006	15 to 30 Years
Jack Stack Barbeque	Overland Park, KS	(a)	2,549	3,219	-	-	2,549	3,219	5,766	(349)	1983	5/15/2014	15 to 30 Years
Jackson Automotive	Kansas City, MO	(c)	1,210	1,824	-	6	1,210	1,830	3,140	(125)	2001	12/18/2015	15 to 20 Years
Jackson Automotive	Kansas City, MO	(c)	620	1,280	-	-	620	1,280	1,900	(92)	1978	12/31/2015	15 to 20 Years
Jackson Automotive	Overland Park, KS	(c)	1,390	320	-	-	1,390	320	1,710	(30)	1967	3/11/2016	7 to 20 Years
Jiffy Lube	Bonita Springs, FL	(a)	582	312	-	101	582	413	995	(99)	1990	3/19/2013	10 to 30 Years
Jiffy Lube	Bradenton, FL	(a)	594	493	-	222	594	715	1,309	(178)	1988	3/19/2013	10 to 30 Years
Jiffy Lube	Clearwater, FL	(a)	483	443	-	131	483	574	1,027	(125)	1989	3/19/2013	10 to 30 Years
Jiffy Lube	Fort Myers, FL	(a)	555	312	-	131	555	443	998	(111)	1990	3/19/2013	10 to 30 Years
Jiffy Lube	Largo, FL	(a)	416	493	-	111	416	604	1,020	(127)	1989	3/19/2013	10 to 30 Years
Jiffy Lube	Naples, FL	(a)	333	302	-	121	333	423	756	(96)	1980	3/19/2013	10 to 30 Years
Jiffy Lube	Sarasota, FL	(a)	386	312	-	141	386	453	839	(108)	1987	3/19/2013	10 to 30 Years
Jiffy Lube	Sarasota, FL	(a)	278	312	-	131	278	443	721	(97)	1987	3/19/2013	10 to 30 Years
Jo-Ann's	Alpharetta, GA	(c)	2,819	3,139	-	-	2,819	3,139	5,958	(268)	2000	7/17/2013	5 to 43 Years
Jo-Ann's	Independence, MO	(b)	2,157	2,597	-	-	2,157	2,597	4,754	(633)	1999	7/17/2013	7 to 21 Years
Jo-Ann's	Reading, PA	(c)	449	3,222	-	-	449	3,222	3,671	(283)	1996	7/17/2013	8 to 40 Years
Joe's Crab Shack	Baumont, TX	(a)	1,435	1,541	-	-	1,435	1,541	2,976	(685)	1997	6/29/2007	15 to 40 Years
Joe's Crab Shack	Colorado Springs, CO	(a)	674	519	-	-	674	519	1,190	(117)	1989	11/18/2014	5 to 30 Years
Joe's Crab Shack	Houston, TX	(a)	2,348	1,347	-	-	2,348	1,347	3,695	(689)	1997	6/29/2007	15 to 30 Years
Joe's Crab Shack	Independence, MO	(a)	1,450	1,967	-	-	1,450	1,967	3,417	(670)	2002	6/29/2007	15 to 40 Years
Joe's Crab Shack	McAllen, TX	(a)	1,819	1,188	-	-	1,819	1,188	3,007	(669)	1997	6/29/2007	15 to 30 Years
Joe's Crab Shack	Plano, TX	(a)	2,418	1,529	-	-	2,418	1,529	3,947	(607)	1996	6/29/2007	15 to 40 Years
Kerry's Car Care	Phoenix, AZ	(a)	956	1,485	-	-	956	1,485	2,441	(38)	2015	6/24/2016	5 to 40 Years
KFC	Carrollton, GA	(a)	613	503	-	-	613	503	1,116	(144)	1988	2/2/2012	15 to 30 Years
KFC	Atlanta, GA	(a)	513	483	-	-	513	483	996	(101)	2002	2/2/2012	15 to 30 Years
KFC	Bloomington, PA	(c)	696	823	-	-	696	823	1,521	(80)	1993	11/18/2014	15 to 30 Years
KFC	Calhoun, GA	(a)	503	713	-	-	503	713	1,216	(149)	1988	2/2/2012	15 to 30 Years
KFC	Covington, GA	(a)	526	665	-	-	526	665	1,191	(131)	2001	2/2/2012	15 to 30 Years
KFC	Davenport, IA	(a)	441	646	-	-	441	646	1,087	(165)	2002	10/3/2011	15 to 30 Years
KFC	Decatur, GA	(a)	677	539	-	-	677	539	1,216	(109)	1989	2/2/2012	15 to 30 Years
KFC	Hampden, GA	(a)	568	648	-	-	568	648	1,216	(126)	2002	2/2/2012	15 to 30 Years
KFC	Independence, MO	(a)	396	1,074	-	-	396	1,074	1,470	(240)	1984	10/3/2011	15 to 30 Years
KFC	Jackson, GA	(a)	467	729	-	-	467	729	1,196	(168)	1992	2/2/2012	15 to 30 Years
KFC	Kansas City, KS	(a)	349	425	-	-	349	425	774	(96)	1977	10/3/2011	14 to 29 Years
KFC	Kansas City, KS	(a)	594	904	-	-	594	904	1,496	(213)	1999	10/3/2011	15 to 30 Years
KFC	Kingston, PA	(c)	521	635	-	-	521	635	1,156	(56)	1978	11/18/2014	15 to 30 Years
KFC	La Vista, NE	(a)	499	664	-	-	499	664	1,163	(144)	1992	10/3/2011	15 to 30 Years
KFC	Milan, IL	(a)	161	533	-	-	161	533	694	(107)	1997	10/3/2011	15 to 30 Years
KFC	Morrow, GA	(a)	530	568	-	-	530	568	1,098	(100)	2006	2/2/2012	15 to 40 Years
KFC	Omaha, NE	(a)	539	380	-	-	539	380	919	(62)	2006	10/3/2011	15 to 40 Years
KFC	Roswell, GA	(a)	513	559	-	-	513	559	1,072	(93)	2006	2/2/2012	15 to 40 Years
KFC	Stockbridge, GA	(a)	388	353	-	-	388	353	741	(72)	2001	2/2/2012	15 to 30 Years
KFC	Stone Mountain, GA	(a)	379	487	-	-	379	487	866	(95)	1986	2/2/2012	15 to 30 Years
KFC	Williamsport, PA	(c)	864	979	-	-	864	979	1,843	(87)	1966	11/18/2014	15 to 30 Years
Kirkorian Premiere Theatres	Downey, CA	(c)	1,767	12,172	-	-	1,767	12,172	13,939	(524)	1997	9/30/2015	15 to 30 Years
Kirkorian Premiere Theatres	Monrovia, CA	(c)	2,448	17,849	-	-	2,448	17,849	20,297	(748)	2000	9/30/2015	15 to 30 Years
Kirkorian Premiere Theatres	Redlands, CA	(c)	4,443	17,859	-	-	4,443	17,859	22,302	(793)	1997	9/30/2015	15 to 30 Years

Koh's	Fairview Heights, IL	(b)	8,637	23,418	-	223	8,637	23,641	32,278	(4,103)	1999	7/17/2013	5 to 39 Years
Koh's	Grand Forks, ND	(c)	1,516	10,008	-	-	1,516	10,008	11,524	(983)	2006	7/17/2013	9 to 46 Years
Koh's	Lake Zurich, IL	(b)	4,860	6,935	-	-	4,860	6,935	11,795	(1,275)	2000	7/17/2013	7 to 32 Years
Koh's	Olathe, KS	(c)	3,505	5,847	-	321	3,505	6,168	9,673	(1,005)	1995	7/17/2013	9 to 35 Years
Koh's	Shrewood, AR	(c)	2,300	5,995	-	-	2,300	5,995	8,295	(876)	2003	2/23/2015	8 to 30 Years
Koh's	Tilton, NH	(c)	3,559	-	-	-	3,559	-	3,559	-	(0)	7/17/2013	(f)
Koh's	Wichita, KS	(c)	2,163	7,206	-	-	2,163	7,206	9,199	(1,013)	1996	7/17/2013	8 to 38 Years
Krispy Kreme	Bentonville, AR	(a)	635	900	-	-	635	900	1,535	(396)	2004	7/7/2005	15 to 30 Years
Krispy Kreme	Little Rock, AR	(a)	917	847	-	-	917	847	1,754	(389)	2004	7/7/2005	15 to 30 Years
Krispy Kreme	Lone Tree, CO	(a)	1,717	1,117	-	-	1,717	1,117	2,834	(594)	2000	12/23/2008	13 to 38 Years
Krispy Kreme	Lubbock, TX	(a)	687	856	-	-	687	856	1,543	(290)	2003	7/7/2005	15 to 30 Years
Kroger	LaGrange, GA	(b)	972	8,435	-	-	972	8,435	9,407	(1,345)	1998	7/17/2013	4 to 25 Years
LA Fitness	Brooklyn Park, MN	(c)	3,176	7,771	-	-	3,176	7,771	10,947	(1,086)	2008	7/17/2013	10 to 35 Years
LA Fitness	Clinton Township, MI	(a)	5,430	7,254	(2,799)	(1,160)	2,631	6,094	8,725	(752)	1999	1/9/2007	15 to 30 Years
LA Fitness	Greenwood, IN	(b)	1,973	9,764	-	-	1,973	9,764	11,737	(1,006)	2007	7/17/2013	10 to 42 Years
LA Fitness	League City, TX	(b)	2,514	6,767	-	-	2,514	6,767	9,281	(772)	2008	7/17/2013	10 to 42 Years
LA Fitness	Matteson, IL	(c)	4,587	6,328	-	-	4,587	6,328	10,915	(896)	2007	7/17/2013	10 to 34 Years
LA Fitness	Naperville, IL	(b)	5,015	6,946	-	-	5,015	6,946	11,961	(887)	2007	7/17/2013	9 to 38 Years
LA Fitness	West Chester, OH	(b)	606	9,832	-	-	606	9,832	10,436	(891)	2009	7/17/2013	7 to 43 Years
Ladybird Academy	Lake Mary, FL	(c)	1,209	1,733	-	851	1,209	2,584	3,790	(172)	2005	9/19/2014	15 to 40 Years
Ladybird Academy	McKinney, TX	(c)	1,056	6,696	-	31	1,056	6,727	7,783	(146)	2015	1/29/2016	17 to 50 Years
Ladybird Academy	Orlando, FL	(c)	1,925	2,529	-	-	1,925	2,529	4,454	(221)	2007	9/19/2014	15 to 40 Years
Ladybird Academy	Sanford, FL	(c)	1,028	1,310	-	-	1,028	1,310	2,338	(140)	2003	9/19/2014	15 to 40 Years
Ladybird Academy	Wintermere, FL	(c)	2,912	2,670	-	-	2,912	2,670	5,582	(251)	2011	9/19/2014	15 to 40 Years
Ladybird Academy	Winter Springs, FL	(c)	534	746	-	-	534	746	1,280	(94)	1987	9/19/2014	15 to 30 Years
La-Z-Boy	Glendale, AZ	(c)	1,395	4,242	-	-	1,395	4,242	5,637	(334)	2001	7/17/2013	2 to 40 Years
La-Z-Boy	Kearwood, MI	(c)	1,145	4,085	-	-	1,145	4,085	5,230	(452)	1987	7/17/2013	4 to 38 Years
La-Z-Boy	Newington, CT	(b)	1,778	4,496	-	-	1,778	4,496	6,274	(461)	2006	7/17/2013	8 to 45 Years
Lee's Famous Recipe Chicken	Dayton, OH	(c)	467	237	-	-	467	237	704	(21)	1984	8/21/2015	15 to 20 Years
Lee's Famous Recipe Chicken	Englewood, OH	(c)	235	345	-	-	235	345	580	(22)	1988	8/21/2015	15 to 30 Years
Lee's Famous Recipe Chicken	Miamisburg, OH	(c)	140	262	-	-	140	262	402	(22)	1970	8/21/2015	15 to 20 Years
Lee's Famous Recipe Chicken	Trotwood, OH	(c)	281	219	-	-	281	219	500	(23)	1971	8/21/2015	15 to 20 Years
Lee's Famous Recipe Chicken	Xenia, OH	(c)	384	288	-	-	384	288	672	(26)	1985	8/21/2015	15 to 20 Years
Legacy Tube, LLC	Minera, OH	(c)	649	3,920	(217)	(770)	432	3,150	3,582	(1,747)	1919	2/21/2007	8 to 20 Years
Lerner and Rowe	Bullhead City, AZ	(a)	147	489	-	-	147	489	636	(49)	1970	9/30/2013	15 to 50 Years
Lerner and Rowe	Chicago, IL	(a)	186	1,780	-	-	186	1,780	1,966	(115)	2007	9/30/2013	50 to 50 Years
Lerner and Rowe	Las Vegas, NV	(a)	430	3,589	-	-	430	3,589	4,019	(265)	2002	9/30/2013	15 to 50 Years
Lerner and Rowe	Miss, AZ	(a)	372	1,398	-	-	372	1,398	1,770	(110)	2003	9/30/2013	15 to 50 Years
Lerner and Rowe	Phoenix, AZ	(a)	352	2,435	-	-	352	2,435	2,787	(171)	1973	9/30/2013	15 to 50 Years
Lewisville Surgicare	Lewisville, TX	(a)	1,766	8,087	-	-	1,766	8,087	9,853	(669)	2002	3/31/2014	8 to 40 Years
Liberty Oilfield Services, LLC	Gillette, WY	(c)	1,520	4,561	-	-	1,520	4,561	6,081	(368)	2001	12/30/2014	15 to 40 Years
Liberty Oilfield Services, LLC	Henderson, CO	(c)	3,240	5,720	-	-	3,240	5,720	8,960	(425)	1977	12/30/2014	15 to 50 Years
Logan's Roadhouse	Johnson City, TN	(c)	1,331	2,304	-	-	1,331	2,304	3,635	(380)	1996	7/17/2013	12 to 30 Years
Logan's Roadhouse	Tusculum, AL	(b)	1,222	1,769	(1,026)	(1,498)	193	271	464	(3)	2007	7/17/2013	12 to 38 Years
Lone Star Steakhouse	Battle Creek, MI	(a)	423	560	-	-	423	560	983	(85)	1997	12/24/2013	15 to 30 Years
Lone Star Steakhouse	Bloomington, IL	(a)	393	629	-	-	393	629	1,022	(85)	1986	12/24/2013	15 to 30 Years
Lone Star Steakhouse	Bridgeton, MD	(a)	314	1,160	-	-	314	1,160	1,474	(134)	1994	12/24/2013	15 to 30 Years
Lone Star Steakhouse	Broken Arrow, OK	(a)	1,081	205	-	-	1,081	205	1,307	(27)	2006	12/24/2013	15 to 40 Years
Lone Star Steakhouse	Cleveland, OH	(a)	875	138	-	-	875	138	1,013	(26)	1996	12/24/2013	15 to 30 Years
Lone Star Steakhouse	Elizabethton, TN	(a)	727	482	-	-	727	482	1,209	(71)	2006	12/24/2013	15 to 40 Years
Lone Star Steakhouse	Garden City, KS	(a)	246	924	-	-	246	924	1,170	(110)	1984	12/24/2013	15 to 30 Years
Lone Star Steakhouse	Golden, CO	(a)	649	334	-	-	649	334	983	(53)	1997	12/24/2013	15 to 30 Years
Lone Star Steakhouse	Jackson, MI	(a)	599	354	-	-	599	354	953	(59)	1997	12/24/2013	15 to 30 Years
Lone Star Steakhouse	Kansas City, KS	(a)	796	609	-	-	796	609	1,405	(81)	2006	12/24/2013	15 to 40 Years
Lone Star Steakhouse	Littleton, CO	(a)	501	629	-	-	501	629	1,130	(83)	1992	12/24/2013	15 to 30 Years
Lone Star Steakhouse	Mason, OH	(a)	619	599	-	-	619	599	1,218	(95)	1994	12/24/2013	15 to 30 Years
Lone Star Steakhouse	Southern Falls, SD	(a)	639	206	-	-	639	206	845	(30)	1994	12/24/2013	15 to 30 Years
Lone Star Steakhouse	Thornton, CO	(a)	943	128	-	-	943	128	1,071	(21)	1996	12/24/2013	15 to 30 Years
Lone Star Steakhouse	Trussville, AL	(a)	796	256	-	-	796	256	1,052	(51)	1998	12/24/2013	15 to 30 Years
Long John Silver's	Crossville, TN	(a)	353	382	-	-	353	382	735	(117)	1977	9/1/2005	15 to 40 Years
Long John Silver's	Greenville, TN	(a)	289	311	-	-	289	311	600	(320)	1972	9/1/2005	10 to 15 Years
Long John Silver's	Hariman, TN	(a)	387	502	-	-	387	502	889	(263)	1976	9/1/2005	15 to 20 Years
Long John Silver's	Knoxville, TN	(a)	332	185	-	-	332	185	517	(120)	1977	9/1/2005	15 to 20 Years
Long John Silver's	Morrisstown, TN	(a)	588	781	-	-	588	781	1,369	(304)	1987	9/1/2005	15 to 30 Years
Long John Silver's	Oak Ridge, TN	(a)	669	548	-	-	669	548	1,217	(207)	1976	9/1/2005	15 to 30 Years
Long John Silver's / A&W	Houston, TX	(a)	1,329	-	-	-	1,329	-	1,329	-	(f)	7/17/2013	(f)

Lowe's	Chester, NY	(c)	6,432	-	-	-	6,432	-	6,432	-	(f)	7/17/2013	(f)
Lowe's	Cincinnati, OH	(b)	6,086	10,984	-	-	6,086	10,984	17,070	(2,070)	1998	7/17/2013	4 to 28 Years
Lowe's	Enterprise, AL	(c)	1,924	5,083	-	-	1,924	5,343	7,267	(1,220)	1995	7/17/2013	1 to 27 Years
Lowe's	Lubbock, TX	(c)	2,644	10,008	-	-	2,644	10,489	13,133	(1,584)	1995	7/17/2013	2 to 36 Years
Lowe's	Midland, TX	(c)	5,828	6,833	-	-	5,828	6,999	12,825	(1,199)	1995	7/17/2013	2 to 35 Years
Lowe's	Tilton, NH	(c)	13,185	-	-	-	13,185	-	13,185	-	(f)	7/17/2013	(f)
Main Event Entertainment	Austin, TX	(c)	4,425	8,142	-	-	4,425	8,142	12,567	(2,734)	2005	9/30/2005	15 to 40 Years
Main Event Entertainment	Corros, TX	(c)	2,886	5,763	-	-	2,886	5,763	8,649	(1,817)	2004	9/30/2005	15 to 40 Years
Main Event Entertainment	Ford Worth, TX	(c)	2,468	5,418	-	-	2,468	5,418	7,886	(1,721)	2003	9/30/2005	15 to 40 Years
Main Event Entertainment	Grapevine, TX	(c)	2,554	5,377	-	-	2,554	5,377	7,931	(1,725)	2000	9/30/2005	15 to 40 Years
Main Event Entertainment	Lewisville, TX	(c)	2,130	4,630	-	-	2,130	4,630	6,760	(1,492)	1998	9/30/2005	15 to 40 Years
Main Event Entertainment	Piano, TX	(c)	3,225	6,302	-	-	3,225	6,302	9,527	(1,969)	2001	9/30/2005	15 to 40 Years
Malibu Boats	Loudon, TN	(c)	1,188	4,904	-	-	1,188	4,904	6,092	(1,932)	1992	3/31/2008	15 to 30 Years
Malibu Boats	Merced, CA	(c)	3,456	9,007	-	-	3,456	9,007	12,463	(3,043)	1998	3/31/2008	15 to 30 Years
Manufacturing	Dublin, VA	(a)	491	1,401	-	-	491	1,401	1,892	(839)	1985	12/11/2006	15 to 20 Years
Manufacturing	Fremont, IN	(a)	427	2,176	-	-	427	2,176	2,603	(824)	1960	2/21/2007	14 to 30 Years
Manufacturing	Pulaski, VA	(a)	333	1,536	-	-	333	1,536	1,869	(869)	1967	12/11/2006	15 to 20 Years
Manufacturing	Royal Oak, MI	(a)	3,426	7,071	-	-	3,426	7,071	10,497	(2,577)	1952	3/10/2006	15 to 30 Years
Manufacturing	Troy, MI	(a)	1,128	947	-	-	1,128	947	2,075	(351)	1952	3/10/2006	15 to 30 Years
Marcus Theaters	Arnold, MO	(a)	3,275	3,014	-	-	3,275	3,014	6,289	(945)	1999	7/17/2013	5 to 21 Years
Markle Medical Center	Warren, IN	(c)	220	278	-	-	220	278	496	(55)	2007	8/18/2014	4 to 20 Years
Marsh Supermarket	Indianapolis, IN	(c)	1,640	8,063	-	-	1,640	8,063	9,703	(1,026)	1999	7/17/2013	7 to 30 Years
Martin's	Austell, GA	(a)	838	216	-	-	838	216	1,054	(218)	1962	2/28/2006	15 to 20 Years
Martin's	Carrollton, GA	(a)	506	603	-	-	506	603	1,111	(233)	2000	2/28/2006	15 to 40 Years
Martin's	Cartersville, GA	(a)	581	730	-	-	581	730	1,311	(343)	1997	2/28/2006	15 to 30 Years
Martin's	Cartersville, GA	(a)	439	451	-	-	439	451	860	(252)	1990	2/28/2006	15 to 30 Years
Martin's	Douglasville, GA	(a)	712	669	-	-	712	669	1,341	(249)	2003	2/28/2006	15 to 40 Years
Martin's	Douglasville, GA	(a)	764	941	-	-	764	941	1,705	(387)	1990	2/28/2006	15 to 30 Years
Martin's	Douglasville, GA	(a)	127	-	-	-	127	-	-	-	(f)	11/14/2014	(f)
Martin's	Floyd, GA	(a)	973	415	-	-	973	415	1,386	(179)	1993	2/28/2006	15 to 30 Years
Martin's	Hiram, GA	(a)	1,006	1,142	-	-	1,006	1,142	2,146	(530)	1987	2/28/2006	15 to 40 Years
Martin's	Kennesaw, GA	(a)	907	499	-	-	907	499	1,406	(241)	2001	2/28/2006	15 to 40 Years
Martin's	Mableton, GA	(a)	454	826	-	-	454	826	1,280	(308)	1987	2/28/2006	15 to 30 Years
Martin's	Mableton, GA	(a)	634	578	-	-	634	578	1,212	(239)	1981	2/28/2006	15 to 30 Years
Martin's	Marietta, GA	(a)	797	428	-	-	797	428	1,225	(247)	1990	2/28/2006	15 to 30 Years
Martin's	Morrow, GA	(a)	652	450	-	-	652	450	1,102	(212)	1995	2/28/2006	15 to 30 Years
Martin's	Norcross, GA	(a)	678	402	-	-	678	402	1,080	(240)	1982	2/28/2006	15 to 20 Years
Martin's	Villa Rica, GA	(a)	807	629	-	-	807	629	1,436	(317)	1999	2/28/2006	15 to 30 Years
Mathess Firm	Columbia, SC	(c)	596	872	-	216	596	1,088	1,684	(150)	1998	7/17/2013	9 to 45 Years
Max & Erma's	Canton, MI	(a)	2,071	1,224	-	-	2,071	1,224	3,296	(675)	1996	6/25/2004	15 to 30 Years
Max & Erma's	Hilliard, OH	(a)	1,149	1,291	-	-	1,149	1,291	2,440	(604)	1997	9/24/2004	15 to 30 Years
Max & Erma's	Mars, PA	(a)	946	2,221	-	-	946	2,221	3,167	(909)	1990	6/25/2004	15 to 30 Years
Max & Erma's	Pittsburgh, PA	(a)	1,289	1,871	-	-	1,289	1,871	3,160	(751)	1992	6/25/2004	15 to 30 Years
Mealey's Furniture	Bensalem, PA	(a)	1,653	3,085	-	-	1,653	3,085	4,738	(1,240)	1987	1/3/2007	15 to 30 Years
Mealey's Furniture	Fairless Hills, PA	(a)	3,655	5,271	-	-	3,655	5,271	8,926	(2,237)	1994	1/3/2007	15 to 30 Years
Mealey's Furniture	Maple Shade, NJ	(c)	1,942	3,792	-	-	1,942	3,792	5,734	(906)	1988	7/17/2013	5 to 25 Years
Mealey's Furniture	Morrisville, PA	(a)	1,345	8,268	-	-	1,345	8,268	9,633	(2,756)	2004	1/3/2007	15 to 40 Years
Mempis Contact Packaging	Simonsville, TN	(c)	345	537	-	-	345	537	862	(297)	2000	5/31/2006	15 to 30 Years
MGM Wine & Spirits	St. Paul, MN	(a)	1,262	1,016	-	-	1,262	1,016	2,278	(116)	1980	3/31/2014	15 to 30 Years
Michael's	Collierville, TN	(c)	1,114	6,726	-	-	1,114	6,726	7,840	(1,007)	2002	7/17/2013	9 to 49 Years
Mills Fleet Farm	Walter Park, MN	(c)	4,919	25,384	-	54	4,919	25,438	30,357	(683)	1979	6/9/2016	4 to 40 Years
Mio's	Bessemer, AL	(a)	622	983	-	64	622	1,047	1,699	(178)	2002	3/29/2013	8 to 29 Years
Mio's	Birmingham, AL	(a)	321	739	-	50	321	789	1,110	(133)	1977	3/29/2013	8 to 29 Years
Mio's	Birmingham, AL	(a)	512	983	-	65	512	1,048	1,560	(179)	2002	3/29/2013	8 to 29 Years
Mio's	Calera, AL	(a)	560	912	-	84	560	996	1,556	(183)	2008	3/29/2013	8 to 29 Years
Mio's	Gardendale, AL	(a)	438	841	-	57	438	898	1,336	(152)	1996	3/29/2013	8 to 29 Years
Mio's	Homewood, AL	(a)	583	839	-	-	583	839	1,422	(119)	2002	12/5/2013	15 to 29 Years
Mio's	Moody, AL	(a)	518	800	-	57	518	857	1,375	(152)	1997	3/29/2013	8 to 29 Years
Mio's	Pelham, AL	(a)	605	922	-	57	605	979	1,584	(169)	1998	3/29/2013	8 to 29 Years
Mio's	Trussville, AL	(a)	909	852	-	57	909	949	1,556	(185)	2000	3/29/2013	8 to 29 Years
Missoula Fresh Market	Missoula, MT	(c)	2,510	4,714	-	-	2,510	4,714	7,224	(346)	1999	3/11/2015	15 to 30 Years
Missoula Fresh Market	Missoula, MT	(c)	3,008	5,168	-	-	3,008	5,168	8,176	(366)	2008	3/12/2015	15 to 30 Years
Master Car Wash	Albireo, TX	(c)	2,733	3,080	-	-	2,733	3,080	5,813	(246)	1993	4/7/2015	15 to 30 Years
Master Car Wash	Albuquerque, NM	(a)	2,472	2,117	-	-	2,472	2,117	4,589	(345)	2005	5/13/2014	15 to 30 Years
Master Car Wash	Albuquerque, NM	(a)	2,657	3,225	-	-	2,657	3,225	5,882	(537)	1980	5/13/2014	15 to 30 Years
Master Car Wash	Albuquerque, NM	(a)	1,179	-	-	-	1,179	-	1,179	-	(f)	5/13/2014	(f)

Master Car Wash	Albuquerque, NM	(a)	1,151	1,677	-	-	1,151	1,677	2,828	(237)	1976	5/13/2014	15 to 30 Years
Master Car Wash	Albuquerque, NM	(a)	1,563	2,700	-	-	1,563	2,700	4,263	(313)	1994	5/13/2014	15 to 30 Years
Master Car Wash	Albuquerque, NM	(a)	2,586	2,742	-	-	2,586	2,742	5,328	(375)	2002	5/13/2014	15 to 30 Years
Master Car Wash	Boise, ID	(a)	2,155	2,488	-	-	2,155	2,488	4,643	(552)	2004	5/15/2013	15 to 30 Years
Master Car Wash	Boise, ID	(a)	217	-	-	-	217	-	217	(17)	2013	5/15/2013	15 to 15 Years
Master Car Wash	Casselberry, FL	(c)	1,042	2,406	-	-	1,042	2,406	3,448	(93)	1988	2/9/2016	15 to 30 Years
Master Car Wash	Edgewater, MD	(c)	4,720	1,460	-	-	4,720	1,460	6,180	(162)	2006	12/10/15	15 to 30 Years
Master Car Wash	Houston, TX	(a)	1,703	1,221	-	-	1,703	1,221	2,924	(216)	1996	6/18/2014	15 to 30 Years
Master Car Wash	Madison, WI	(c)	564	1,623	-	-	564	1,623	2,187	(92)	1956	6/30/2015	15 to 30 Years
Master Car Wash	Madison, WI	(c)	612	1,775	-	-	612	1,775	2,387	(118)	1956	6/30/2015	15 to 30 Years
Master Car Wash	Madison, WI	(c)	905	2,728	-	-	905	2,728	3,633	(167)	1961	6/30/2015	15 to 30 Years
Master Car Wash	Meriden, ID	(a)	1,504	2,170	536	20	2,460	2,190	4,650	(515)	2006	5/15/2013	15 to 30 Years
Master Car Wash	Milensville, MD	(c)	2,250	1,636	-	-	2,250	1,636	3,886	(145)	2007	12/10/15	15 to 30 Years
Master Car Wash	Nampa, ID	(a)	3,240	2,343	-	-	3,240	2,343	5,583	(598)	2010	5/15/2013	15 to 30 Years
Master Car Wash	Ocoee, FL	(c)	2,128	1,775	-	18	2,128	1,793	3,921	(60)	2009	5/3/2016	17 to 30 Years
Master Car Wash	Orlando, FL	(c)	2,709	2,728	-	45	2,709	2,773	5,482	(122)	2001	2/9/2016	13 to 30 Years
Master Car Wash	Orlando, FL	(c)	1,629	1,895	-	-	1,629	1,895	3,524	(89)	2005	2/9/2016	13 to 30 Years
Master Car Wash	Rockford, IL	(c)	706	2,669	-	-	706	2,669	3,375	(151)	1959	6/30/2015	15 to 30 Years
Master Car Wash	Round Rock, TX	(c)	1,167	1,549	-	-	1,167	1,549	2,716	(123)	2009	5/7/2015	15 to 30 Years
Master Car Wash	St. Paul, MN	(c)	5,274	136	-	-	5,274	136	5,410	(26)	1996	12/13/2016	12 to 30 Years
Montrely's Tex Mex	Alvin, TX	(a)	256	585	-	-	256	585	841	(590)	1997	12/30/2004	10 to 15 Years
Montrely's Tex Mex	Bryan, TX	(a)	739	700	-	-	739	700	1,439	(439)	1988	12/30/2004	15 to 20 Years
Montrely's Tex Mex	Houston, TX	(a)	585	561	-	-	585	561	1,146	(589)	1979	12/30/2004	10 to 15 Years
Mountainside Fitness	Chandler, AZ	(a)	1,028	5,318	-	-	1,028	5,318	6,346	(561)	2002	7/17/2013	8 to 40 Years
NAPA	North Little Rock, AR	(a)	244	310	-	-	244	310	554	(42)	2001	3/15/2014	2 to 30 Years
Neighbor's Emergency Center	El Paso, TX	(a)	890	3,555	-	-	890	3,555	4,445	(35)	2015	6/20/2016	11 to 30 Years
Neighbor's Emergency Center	Midland, TX	(a)	3,074	2,033	-	-	3,074	2,033	5,107	(42)	2015	6/20/2016	11 to 30 Years
Neighbor's Emergency Center	Orange, TX	(a)	389	2,090	-	-	389	2,090	2,479	(26)	2015	6/20/2016	10 to 50 Years
Neighbor's Emergency Center	Tyler, TX	(a)	1,526	2,374	-	-	1,526	2,374	3,900	(41)	2015	6/20/2016	11 to 50 Years
NextCare Urgent Care	Round Rock, TX	(c)	271	728	-	-	271	728	999	(62)	1985	8/18/2014	8 to 40 Years
Norms	Bellflower, CA	(a)	1,284	1,636	-	-	1,284	1,636	2,920	(139)	1970	12/19/2014	15 to 30 Years
Norms	Bellflower, CA	(a)	1,273	1,501	-	-	1,273	1,501	2,774	(92)	1981	12/19/2014	15 to 50 Years
Norms	Claremont, CA	(a)	2,764	2,919	-	-	2,764	2,919	5,683	(240)	2011	12/19/2014	15 to 40 Years
Norms	Downey, CA	(a)	2,329	2,526	-	-	2,329	2,526	4,855	(186)	1993	12/19/2014	15 to 40 Years
Norms	Huntington Park, CA	(a)	1,822	1,211	-	-	1,822	1,211	3,033	(119)	1957	12/19/2014	15 to 40 Years
Norms	Pico Rivera, CA	(a)	2,785	3,126	-	-	2,785	3,126	5,911	(231)	2014	12/19/2014	15 to 40 Years
Norms	Riverside, CA	(a)	1,988	1,211	-	-	1,988	1,211	3,199	(136)	2002	12/19/2014	15 to 30 Years
Norms	Santa Ana, CA	(a)	2,112	1,501	-	-	2,112	1,501	3,613	(137)	1976	12/19/2014	15 to 30 Years
Norms	Torrance, CA	(a)	3,509	2,754	-	-	3,509	2,754	6,263	(205)	1998	12/19/2014	15 to 40 Years
Norms	Whittier, CA	(a)	1,439	1,874	-	-	1,439	1,874	3,313	(132)	1991	12/19/2014	15 to 40 Years
Northern Tool & Equipment	Blaine, MN	(c)	1,728	3,437	-	-	1,728	3,437	5,165	(406)	2006	7/17/2013	8 to 43 Years
Office Depot	Alcoa, TN	(c)	918	3,170	-	-	918	3,170	4,086	(350)	1999	7/17/2013	8 to 40 Years
Office Depot	Balcones Heights, TX	(b)	1,888	2,117	-	-	1,888	2,117	4,006	(254)	2009	7/17/2013	11 to 48 Years
Office Depot	Benton, AR	(c)	1,236	1,926	-	-	1,236	1,926	3,162	(260)	2001	7/17/2013	3 to 38 Years
Office Depot	Dayton, OH	(c)	710	2,417	-	-	710	2,417	3,127	(256)	2005	7/17/2013	8 to 47 Years
Office Depot	Enterprise, AL	(c)	675	2,239	-	-	675	2,239	2,914	(256)	2006	7/17/2013	8 to 43 Years
Office Depot	Greenville, MS	(c)	563	2,315	-	-	563	2,315	2,898	(288)	2000	7/17/2013	1 to 35 Years
Office Depot	Laurel, MS	(c)	481	2,164	-	-	481	2,164	2,565	(272)	2002	7/17/2013	3 to 35 Years
Office Depot	London, KY	(c)	1,396	2,061	-	-	1,396	2,061	3,459	(248)	2001	7/17/2013	3 to 46 Years
Office Depot	Morrisville, NC	(c)	408	2,732	-	-	408	2,732	3,140	(274)	2006	7/17/2013	11 to 47 Years
Office Depot	Oxford, MS	(c)	1,625	1,024	-	-	1,625	1,024	2,649	(190)	2006	7/17/2013	9 to 33 Years
Office Depot	Orangeburg, SC	(c)	621	2,208	-	-	621	2,208	2,829	(239)	1999	7/17/2013	12 to 45 Years
Ogden Clinic	Ogden, UT	(c)	597	2,331	-	-	597	2,331	2,928	(265)	1985	8/18/2014	7 to 30 Years
Ops Loos Sports Cantina	El Paso, TX	(c)	1,725	1,470	-	-	1,725	1,470	3,195	(120)	2014	4/15/2015	15 to 30 Years
Ops Loos Sports Cantina	San Antonio, TX	(a)	1,204	519	-	-	1,204	519	1,723	(48)	1993	9/26/2013	30 to 30 Years
Old Mexico Cantina	Gadsden, AL	(a)	626	1,439	(229)	(506)	397	933	1,330	(295)	2007	12/21/2007	10 to 50 Years
Old Time Pottery	Fairview Heights, IL	(c)	1,418	2,383	-	521	1,418	2,904	4,322	(1,141)	1990	7/17/2013	3 to 10 Years
Old Time Pottery	Foley, AL	(c)	1,240	2,983	-	-	1,240	2,983	4,223	(309)	1994	5/8/2015	9 to 20 Years
Old Time Pottery	Murfreesboro, TN	(c)	3,413	6,727	-	-	3,413	6,727	10,140	(700)	1985	2/25/2015	9 to 20 Years
Oregano's Pizza Bistro	Gilbert, AZ	(a)	643	1,669	-	-	643	1,669	2,312	(304)	2006	10/28/2011	14 to 39 Years
Oregano's Pizza Bistro	Mesa, AZ	(a)	676	911	-	-	676	911	1,587	(202)	1978	10/28/2011	14 to 39 Years
Oregano's Pizza Bistro	Phoenix, AZ	(a)	787	663	-	-	787	663	1,450	(198)	1964	10/28/2011	14 to 29 Years
O'Reilly Auto Parts	Pea Ridge, AR	(a)	217	-	-	-	217	-	217	(5)	-	3/31/2014	(f)
O'Reilly Auto Parts	Warren, AR	(a)	217	375	-	-	217	375	592	(56)	2006	3/31/2014	13 to 30 Years
Orscheln Farm and Home	Mountain Home, AR	(a)	944	690	-	-	944	690	1,634	(227)	1977	3/31/2014	6 to 15 Years
Orscheln Farm and Home	Pocahontas, AR	(a)	361	471	-	-	361	471	832	(110)	1986	3/31/2014	7 to 20 Years

Oxford Orthopaedics & Sports	Oxford, MS	(a)	1,416	4,451	-	-	1,416	4,451	5,867	(363)	2001	5/15/2014	15 to 40 Years
Pawn 1	Caldwell, ID	(c)	470	1,739	-	-	470	1,739	2,209	(83)	2009	7/31/2015	15 to 40 Years
Pawn 1	Spokane, WA	(c)	970	1,945	-	-	970	1,945	2,915	(83)	1994	7/31/2015	15 to 40 Years
Pep Boys	Albuquerque, NM	(a)	885	2,998	-	-	885	2,998	3,883	(350)	1990	7/17/2013	7 to 35 Years
Pep Boys	Arlington Heights, IL	(a)	1,530	5,354	-	-	1,530	5,354	6,884	(620)	1995	7/17/2013	8 to 30 Years
Pep Boys	Clarksville, IN	(a)	1,055	1,758	-	-	1,055	1,758	2,813	(289)	1993	7/17/2013	8 to 30 Years
Pep Boys	Colorado Springs, CO	(a)	1,335	1,587	-	-	1,335	1,587	2,922	(266)	1994	7/17/2013	7 to 28 Years
Pep Boys	El Centro, CA	(a)	1,295	1,504	-	-	1,295	1,504	2,799	(255)	1988	7/17/2013	9 to 33 Years
Pep Boys	Frederick, MD	(a)	1,571	2,529	-	-	1,571	2,529	4,100	(320)	1987	7/17/2013	9 to 40 Years
Pep Boys	Hampton, VA	(a)	1,662	2,974	-	-	1,662	2,974	4,636	(448)	1993	7/17/2013	9 to 35 Years
Pep Boys	Lakeland, FL	(a)	1,204	1,917	-	-	1,204	1,917	3,121	(258)	1991	7/17/2013	7 to 38 Years
Pep Boys	Orem, UT	(a)	1,224	2,132	-	-	1,224	2,132	3,356	(278)	1990	7/17/2013	9 to 40 Years
Pep Boys	Pasadena, TX	(a)	1,224	4,263	-	-	1,224	4,263	5,487	(488)	1995	7/17/2013	9 to 40 Years
Pep Boys	Tamascal, FL	(a)	1,407	2,660	-	-	1,407	2,660	4,067	(317)	1997	7/17/2013	7 to 39 Years
Pep Boys	West Warwick, RI	(a)	1,323	2,917	-	-	1,323	2,917	4,240	(369)	1993	7/17/2013	9 to 41 Years
Perkins Family Restaurant	Ashland, OH	(a)	294	642	-	-	294	642	936	(147)	1971	3/18/2013	13 to 20 Years
Perkins Family Restaurant	Ashtabula, OH	(a)	865	244	-	-	865	244	1,109	(160)	1975	2/6/2007	15 to 30 Years
Perkins Family Restaurant	Austintown, OH	(a)	1,106	450	-	-	1,106	450	1,556	(230)	1991	2/6/2007	15 to 30 Years
Perkins Family Restaurant	Bradford, PA	(a)	368	255	-	-	368	255	623	(151)	1977	2/6/2007	15 to 30 Years
Perkins Family Restaurant	Brooklyn, OH	(c)	1,226	672	-	-	1,226	672	1,896	(313)	2001	2/6/2007	10 to 25 Years
Perkins Family Restaurant	Canfield, OH	(a)	449	644	92	-	541	644	1,185	(290)	1973	2/6/2007	15 to 30 Years
Perkins Family Restaurant	Canton, OH	(a)	1,325	781	-	-	1,325	781	2,106	(342)	1989	2/6/2007	15 to 30 Years
Perkins Family Restaurant	Clarion, PA	(a)	426	653	-	-	426	653	1,079	(304)	1976	2/6/2007	15 to 30 Years
Perkins Family Restaurant	Corry, PA	(a)	411	279	-	-	411	279	690	(183)	1977	2/6/2007	15 to 30 Years
Perkins Family Restaurant	Edinboro, PA	(a)	384	350	-	-	384	350	724	(202)	1973	2/6/2007	15 to 30 Years
Perkins Family Restaurant	Etts, PA	(a)	575	740	-	-	575	740	1,315	(316)	1974	2/6/2007	15 to 30 Years
Perkins Family Restaurant	Etts, PA	(a)	483	565	-	-	483	565	1,028	(259)	1973	2/6/2007	15 to 30 Years
Perkins Family Restaurant	Etts, PA	(a)	855	147	-	-	855	147	1,003	(136)	1973	2/6/2007	15 to 30 Years
Perkins Family Restaurant	Grove City, PA	(a)	531	495	-	-	531	495	1,026	(246)	1976	2/6/2007	15 to 30 Years
Perkins Family Restaurant	Hemlock, PA	(c)	604	717	-	-	604	717	1,321	(334)	1978	2/6/2007	10 to 25 Years
Perkins Family Restaurant	Indiana, PA	(a)	331	323	-	-	331	323	654	(180)	1982	2/6/2007	15 to 30 Years
Perkins Family Restaurant	Meadville, PA	(a)	981	1,056	-	-	981	1,056	2,037	(435)	1983	2/6/2007	15 to 30 Years
Perkins Family Restaurant	Middleburg Heights, OH	(a)	1,456	793	-	-	1,456	793	2,249	(349)	1987	2/6/2007	15 to 30 Years
Perkins Family Restaurant	Olean, NY	(a)	355	663	-	-	355	663	1,018	(301)	1977	2/6/2007	15 to 30 Years
Perkins Family Restaurant	Tauville, PA	(a)	247	438	-	-	247	438	685	(205)	1976	4/29/2011	11 to 29 Years
Perkins Family Restaurant	Warren, OH	(a)	973	640	-	-	973	640	1,613	(293)	1999	2/6/2007	15 to 30 Years
Perkins Family Restaurant	Warren, PA	(a)	383	427	-	-	383	427	810	(235)	1970	2/6/2007	15 to 30 Years
Perkins Family Restaurant	Youngstown, OH	(a)	1,560	557	-	-	1,560	557	2,117	(268)	1985	2/6/2007	15 to 30 Years
PetSmart	Bridgeton, OH	(c)	11,464	9,907	-	-	11,464	9,907	21,371	(2,552)	1991	7/17/2013	7 to 25 Years
PetSmart	Chattanooga, TN	(b)	1,689	2,837	-	-	1,689	2,837	4,526	(343)	1996	7/17/2013	8 to 40 Years
PetSmart	Daytona Beach, FL	(a)	775	3,880	-	-	775	3,880	4,655	(400)	1996	7/17/2013	8 to 40 Years
PetSmart	Fredericksburg, VA	(b)	1,783	3,491	-	-	1,783	3,491	5,274	(396)	1997	7/17/2013	8 to 44 Years
PetSmart	McCaman, NV	(c)	8,333	37,763	-	-	8,333	37,763	46,096	(5,042)	2008	7/17/2013	8 to 40 Years
Pier 1 Imports	St. Louis, MO	(a)	785	1,023	-	-	785	1,023	1,806	(114)	1996	8/30/2013	15 to 40 Years
Pike Nursery	Alpharetta, GA	(a)	2,497	2,160	-	-	2,497	2,160	4,657	(1,136)	1994	7/1/2005	15 to 30 Years
Pike Nursery	Alpharetta, GA	(a)	4,079	1,948	-	-	4,079	1,948	6,027	(1,431)	1983	7/1/2005	15 to 20 Years
Pike Nursery	Atlanta, GA	(a)	4,863	815	-	-	4,863	815	5,678	(710)	1970	7/1/2005	15 to 20 Years
Pike Nursery	Maricopa, GA	(a)	4,875	854	-	-	4,875	854	5,529	(737)	1998	7/1/2005	15 to 30 Years
Pike Nursery	Maricopa, GA	(a)	2,610	865	-	-	2,610	865	3,475	(709)	1977	7/1/2005	15 to 20 Years
Pine Creek Medical Center	Dallas, TX	(a)	1,633	21,835	-	2,019	1,633	23,854	25,487	(5,087)	2005	8/29/2005	15 to 50 Years
Pine Creek Medical Center	Dallas, TX	(a)	1,915	9,150	-	-	1,915	9,150	11,065	(1,303)	2006	3/28/2013	11 to 50 Years
Pioneer Hi-Bred	Maston, NC	(c)	870	6,960	-	-	870	6,960	7,830	(2)	2016	12/16/2016	9 to 40 Years
Pizza Hut	Alcoa, TN	(a)	228	219	-	-	228	219	447	(113)	1982	11/2/2007	15 to 30 Years
Pizza Hut	Alcoa, TN	(a)	483	318	-	-	483	318	801	(169)	1978	11/2/2007	15 to 30 Years
Pizza Hut	Alexandria, VA	(a)	1,024	202	-	12	1,024	214	1,238	(147)	1979	12/19/2006	11 to 20 Years
Pizza Hut	Athens, TN	(a)	197	341	-	176	197	517	714	(231)	1977	11/2/2007	15 to 20 Years
Pizza Hut	Blakely, GA	(a)	288	744	-	-	288	744	1,032	(470)	1987	6/25/2004	15 to 20 Years
Pizza Hut	Bowie, MD	(a)	333	173	-	200	333	373	706	(220)	1983	11/27/2006	15 to 20 Years
Pizza Hut	Burlington, IA	(a)	304	588	-	-	304	588	892	(284)	1996	9/23/2005	15 to 30 Years
Pizza Hut	Burlington, IA	(a)	318	484	-	-	318	484	802	(240)	2006	12/4/2006	15 to 30 Years
Pizza Hut	Charleston, IL	(a)	272	220	-	-	272	220	490	(233)	1986	9/23/2005	10 to 15 Years
Pizza Hut	Chatsworth, GA	(a)	213	558	-	-	213	558	771	(232)	1979	11/2/2007	15 to 30 Years
Pizza Hut	Chattanooga, TN	(a)	352	246	-	-	352	246	596	(179)	1984	11/2/2007	15 to 30 Years
Pizza Hut	Clinton, MD	(a)	300	193	-	200	300	393	693	(179)	1980	11/27/2006	13 to 20 Years
Pizza Hut	Clinton, TN	(a)	417	293	-	-	417	293	710	(171)	1994	11/2/2007	15 to 30 Years
Pizza Hut	Creston, IA	(a)	103	180	-	-	103	180	283	(200)	1974	12/15/2005	10 to 15 Years

Pizza Hut	Crossville, TN	(a)	220	288	-	176	220	464	684	(215)	1978	11/2/2007	15 to 30 Years
Pizza Hut	Culpeper, VA	(a)	367	169	-	-	367	169	536	(115)	1977	12/19/2006	15 to 20 Years
Pizza Hut	Dayton, TN	(a)	306	291	-	176	306	467	775	(214)	1979	11/2/2007	15 to 30 Years
Pizza Hut	De Witt, IA	(a)	248	333	-	-	248	333	581	(238)	1984	9/23/2005	15 to 20 Years
Pizza Hut	Deerfield, IA	(a)	207	91	-	-	207	91	296	(112)	1985	9/23/2005	10 to 15 Years
Pizza Hut	Dubuque, IA	(a)	479	298	-	-	479	298	777	(367)	1970	9/23/2005	15 to 15 Years
Pizza Hut	Duluth, MN	(a)	74	423	-	-	74	423	497	(134)	1915	5/24/2005	15 to 30 Years
Pizza Hut	Dyersville, IA	(a)	267	513	-	-	267	513	780	(356)	1983	9/23/2005	14 to 20 Years
Pizza Hut	Effingham, IL	(a)	357	228	-	-	357	228	585	(279)	1973	9/23/2005	10 to 15 Years
Pizza Hut	Emmitsburg, MD	(a)	141	182	-	-	141	182	323	(104)	1981	11/27/2006	15 to 20 Years
Pizza Hut	Ephrata, PA	(a)	685	231	-	-	685	231	916	(190)	1978	1/30/2006	15 to 20 Years
Pizza Hut	Evansville, IN	(a)	270	231	-	-	270	231	501	(73)	2000	6/25/2004	30 to 30 Years
Pizza Hut	Frederick, MD	(a)	440	236	-	5	440	241	681	(138)	1977	11/27/2006	11 to 20 Years
Pizza Hut	Geneva, AL	(a)	522	570	-	-	522	570	1,092	(622)	1990	6/25/2004	10 to 15 Years
Pizza Hut	Geneva, NY	(a)	177	139	-	-	177	139	316	(164)	1975	8/27/2009	8 to 13 Years
Pizza Hut	Hagerstown, MD	(a)	546	342	-	68	546	410	956	(218)	1975	11/27/2006	11 to 20 Years
Pizza Hut	Hamilton, NY	(a)	145	152	-	-	145	152	297	(115)	1982	6/30/2009	13 to 18 Years
Pizza Hut	Hamman, TN	(a)	314	143	-	176	314	319	639	(170)	1979	11/2/2007	15 to 30 Years
Pizza Hut	Harrisburg, PA	(a)	762	241	-	176	762	417	1,179	(294)	1977	1/30/2006	15 to 20 Years
Pizza Hut	Harrisburg, PA	(a)	611	239	-	-	611	239	850	(256)	1978	1/30/2006	15 to 20 Years
Pizza Hut	Harrisburg, PA	(a)	423	307	-	-	423	307	730	(171)	1973	1/30/2006	15 to 20 Years
Pizza Hut	Hyattsville, MD	(a)	702	245	-	-	702	245	947	(166)	1985	11/27/2006	15 to 20 Years
Pizza Hut	Independence, IA	(a)	223	473	-	-	223	473	696	(518)	1976	9/23/2005	10 to 15 Years
Pizza Hut	Kimball, TN	(a)	367	283	-	176	367	459	826	(217)	1987	11/2/2007	15 to 30 Years
Pizza Hut	Knoxville, TN	(a)	295	343	-	176	296	519	815	(222)	1978	11/2/2007	15 to 30 Years
Pizza Hut	Knoxville, TN	(a)	172	700	-	-	172	700	872	(251)	1991	11/2/2007	15 to 30 Years
Pizza Hut	Lafayette, GA	(a)	248	434	-	176	248	610	856	(257)	1991	11/2/2007	15 to 30 Years
Pizza Hut	Lakeland, MN	(a)	342	439	-	-	342	439	781	(175)	1988	5/24/2005	15 to 30 Years
Pizza Hut	Lancaster, PA	(a)	308	161	-	-	308	161	469	(115)	1977	7/25/2006	15 to 30 Years
Pizza Hut	Lanham, MD	(a)	302	193	-	200	302	393	695	(162)	1980	11/27/2006	13 to 20 Years
Pizza Hut	Lebanon, PA	(a)	616	316	-	176	616	492	1,106	(305)	1980	1/30/2006	15 to 20 Years
Pizza Hut	Madill, OK	(a)	352	648	-	-	352	648	1,000	(734)	1972	6/25/2004	10 to 15 Years
Pizza Hut	Manchester, IA	(a)	351	495	-	-	351	495	846	(541)	1977	9/23/2005	10 to 15 Years
Pizza Hut	Maucketa, IA	(a)	184	90	-	-	184	90	274	(138)	1973	9/23/2005	10 to 15 Years
Pizza Hut	Mayfield, KY	(a)	307	596	-	-	307	596	903	(336)	1997	6/25/2004	15 to 30 Years
Pizza Hut	Mechanicsburg, PA	(a)	801	481	-	-	801	481	1,282	(328)	1995	1/30/2006	15 to 20 Years
Pizza Hut	New Cumberland, PA	(a)	634	278	-	176	634	454	1,088	(296)	1990	1/30/2006	15 to 20 Years
Pizza Hut	Owensboro, KY	(a)	250	502	-	-	250	502	752	(158)	1991	6/25/2004	30 to 30 Years
Pizza Hut	Powell, TN	(a)	252	377	-	176	252	553	805	(244)	1982	11/2/2007	15 to 30 Years
Pizza Hut	Renton, VA	(a)	1,033	193	-	-	1,033	193	1,226	(139)	1977	11/27/2006	15 to 20 Years
Pizza Hut	Ringgold, GA	(a)	387	374	-	-	387	374	761	(177)	1990	11/2/2007	15 to 30 Years
Pizza Hut	Rock Falls, IL	(a)	314	631	-	-	314	631	945	(293)	1995	9/23/2005	15 to 30 Years
Pizza Hut	Salem, IL	(a)	271	218	-	-	271	218	489	(113)	2000	7/28/2004	15 to 30 Years
Pizza Hut	Silver Spring, MD	(a)	1,008	251	-	-	1,008	251	1,259	(183)	1983	11/27/2006	15 to 30 Years
Pizza Hut	Soddy Daisy, TN	(a)	316	405	-	-	316	405	721	(193)	1989	11/2/2007	15 to 30 Years
Pizza Hut	Sweetwater, TN	(a)	231	307	-	-	231	307	538	(154)	1979	11/2/2007	15 to 30 Years
Pizza Hut	Taylorville, IL	(a)	154	302	-	-	154	302	397	(97)	1980	9/23/2005	10 to 15 Years
Pizza Hut	Thurmont, MD	(a)	857	307	-	68	857	375	1,232	(217)	1985	11/27/2006	11 to 20 Years
Pizza Hut	Tipton, IA	(a)	240	408	-	-	240	408	648	(465)	1991	9/23/2005	10 to 15 Years
Pizza Hut	Trenton, GA	(a)	300	227	-	-	300	227	527	(141)	1991	11/2/2007	15 to 30 Years
Pizza Hut	Upper Marlboro, MD	(a)	290	172	-	-	290	172	462	(137)	1983	11/27/2006	15 to 20 Years
Pizza Hut	Vandalia, IL	(a)	409	202	-	-	409	202	611	(331)	1977	9/23/2005	10 to 15 Years
Pizza Hut	Vinton, IA	(a)	121	114	-	-	121	114	235	(168)	1978	9/23/2005	10 to 15 Years
Pizza Hut	Walkersville, MD	(a)	381	238	-	68	381	306	687	(161)	1985	11/27/2006	11 to 20 Years
Pizza Hut	Warrenton, VA	(a)	378	254	-	-	378	254	632	(170)	1985	12/19/2006	14 to 20 Years
Pizza Hut	Woodbury, MN	(a)	555	411	(146)	(86)	409	325	734	(139)	1987	5/24/2005	15 to 30 Years
Planet Fitness	Burnsville, MN	(a)	1,461	1,597	-	22	1,461	1,619	3,080	(83)	1978	4/15/2016	8 to 20 Years
Planet Fitness	Chicago, IL	(a)	1,009	2,965	-	-	1,009	2,965	3,974	(300)	2007	12/9/2013	14 to 40 Years
Planet Fitness	Mesquite, TX	(c)	601	1,770	-	-	601	1,770	2,371	(95)	1986	1/15/2016	8 to 30 Years
Planet Fitness	Phoenix, AZ	(c)	642	2,245	-	-	642	2,245	2,887	(201)	1988	9/30/2014	14 to 30 Years
Poppy's Chicken & Biscuits	Baton Rouge, LA	(a)	391	599	-	-	391	599	990	(355)	1980	9/24/2004	15 to 20 Years
Poppy's Chicken & Biscuits	Baton Rouge, LA	(a)	747	558	-	-	747	558	1,305	(401)	1984	9/24/2004	15 to 20 Years
Poppy's Chicken & Biscuits	Denham Springs, LA	(a)	419	594	-	-	419	594	1,013	(363)	1983	9/24/2004	15 to 20 Years
Poppy's Chicken & Biscuits	Barlett, TN	(a)	411	-	-	-	411	-	411	-	(f)	10/30/2013	(f)
Poppy's Chicken & Biscuits	Baton Rouge, LA	(a)	565	286	-	-	565	286	851	(227)	1991	6/25/2004	15 to 20 Years
Poppy's Chicken & Biscuits	Baton Rouge, LA	(a)	594	417	-	-	594	417	1,011	(299)	1979	6/25/2004	15 to 20 Years

Popeye's Chicken & Biscuits	Baton Rouge, LA	(a)	472	642	-	-	472	642	1,114	(289)	1987	9/24/2004	15 to 30 Years
Popeye's Chicken & Biscuits	Collinsville, TN	(a)	539	-	-	-	539	-	539	-	(f)	10/30/2013	(f)
Popeye's Chicken & Biscuits	Dunwoody, GA	(a)	668	295	-	-	668	295	963	(160)	1970	9/24/2004	15 to 30 Years
Popeye's Chicken & Biscuits	Fort Lauderdale, FL	(a)	601	121	-	-	601	121	722	(201)	1984	9/24/2004	10 to 15 Years
Popeye's Chicken & Biscuits	Fort Pierce, FL	(a)	667	184	-	-	667	184	851	(138)	1999	9/24/2004	15 to 30 Years
Popeye's Chicken & Biscuits	Holly Springs, MS	(a)	118	-	-	-	118	-	118	-	(f)	10/30/2013	(f)
Popeye's Chicken & Biscuits	Horn Lake, MS	(a)	231	-	-	-	231	-	231	-	(f)	10/30/2013	(f)
Popeye's Chicken & Biscuits	Houston, TX	(a)	592	302	-	-	592	302	894	(178)	1979	9/28/2006	15 to 20 Years
Popeye's Chicken & Biscuits	Lafayette, LA	(a)	300	779	-	-	300	779	1,079	(97)	1972	10/30/2013	15 to 30 Years
Popeye's Chicken & Biscuits	Lauderdale Lakes, FL	(a)	411	346	-	-	411	346	757	(148)	1996	12/29/2006	15 to 30 Years
Popeye's Chicken & Biscuits	Memphis, TN	(a)	320	-	-	-	320	-	320	-	(f)	10/30/2013	(f)
Popeye's Chicken & Biscuits	Miami, FL	(a)	602	14	-	-	602	14	616	(183)	1978	9/24/2004	10 to 15 Years
Popeye's Chicken & Biscuits	Miami, FL	(a)	596	105	-	-	596	105	701	(153)	1978	9/24/2004	10 to 15 Years
Popeye's Chicken & Biscuits	Nashville, TN	(a)	264	-	-	-	264	-	264	-	(f)	10/30/2013	(f)
Popeye's Chicken & Biscuits	Nashville, TN	(a)	538	-	-	-	538	-	538	-	(f)	10/30/2013	(f)
Popeye's Chicken & Biscuits	Opeolous, LA	(a)	419	659	-	-	419	659	1,078	(91)	1968	10/30/2013	15 to 30 Years
Popeye's Chicken & Biscuits	Pensacola, FL	(a)	860	291	-	-	860	291	1,151	(363)	1977	7/28/2004	10 to 15 Years
Popeye's Chicken & Biscuits	Port Allen, LA	(a)	521	575	-	-	521	575	1,096	(311)	1997	9/24/2004	15 to 30 Years
Popeye's Chicken & Biscuits	San Antonio, TX	(a)	517	373	-	-	517	373	890	(200)	2002	9/25/2006	15 to 30 Years
Popeye's Chicken & Biscuits	San Antonio, TX	(a)	349	429	-	-	349	429	778	(261)	1983	9/25/2006	15 to 30 Years
Popeye's Chicken & Biscuits	San Antonio, TX	(a)	428	339	-	-	428	339	767	(185)	2001	9/25/2006	15 to 30 Years
Popeye's Chicken & Biscuits	San Antonio, TX	(a)	539	300	-	-	539	300	839	(200)	2001	9/25/2006	15 to 30 Years
Popeye's Chicken & Biscuits	St. Louis, MO	(a)	503	651	-	-	503	651	1,154	(386)	1976	9/24/2004	15 to 20 Years
Popeye's Chicken & Biscuits	St. Louis, MO	(a)	828	351	-	-	828	351	1,179	(300)	1986	9/24/2004	15 to 20 Years
Popeye's Chicken & Biscuits	Tampa, AZ	(a)	480	361	-	-	480	361	841	(191)	2003	9/25/2006	15 to 30 Years
Price Cutter	Fort Smith, AR	(a)	837	1,831	-	-	837	1,831	2,668	(289)	1994	4/30/2014	3 to 20 Years
Price Cutter	Rogers, AR	(a)	1,028	1,885	-	-	1,028	1,885	2,713	(257)	1994	3/31/2014	8 to 20 Years
PhdMed Physicians	Beavercreek, OH	(c)	559	1,420	-	-	559	1,420	1,979	(152)	1985	8/18/2014	7 to 40 Years
Progressive Medical	Dunwoody, GA	(c)	1,061	4,556	-	22	1,061	4,578	5,639	(37)	1988	10/27/2016	2 to 40 Years
Promedica Physicians Eyecare	Monroe, MI	(c)	728	3,440	-	-	728	3,440	4,168	(604)	2002	8/18/2014	9 to 30 Years
PwC	Columbia, SC	(c)	2,095	16,191	(627)	(1,136)	1,468	15,055	16,523	(6,596)	1988	9/30/2005	5 to 29 Years
Rainbow Kids Clinic	Clarksville, TN	(a)	978	2,718	-	-	978	2,718	3,696	(177)	2011	12/4/2014	15 to 40 Years
Rally's	Florence, KY	(a)	524	209	-	-	524	209	733	(167)	1992	9/24/2004	15 to 20 Years
Rally's	Louisville, KY	(a)	334	251	-	-	334	251	585	(143)	1991	9/24/2004	15 to 20 Years
Rally's	Marion, IN	(a)	503	153	-	-	503	153	656	(133)	1990	9/24/2004	15 to 20 Years
Rally's	New Albany, IN	(a)	497	278	-	-	497	278	775	(172)	1992	9/24/2004	15 to 30 Years
Raymour & Flanigan Furniture	Horseheads, NY	(a)	1,376	12,506	-	-	1,376	12,506	13,882	(339)	2005	10/6/2015	15 to 50 Years
Raymour & Flanigan Furniture	Johnson City, NY	(a)	1,459	10,433	-	-	1,459	10,433	11,892	(363)	1978	10/6/2015	15 to 40 Years
RBO Eye Associates	Sherman, TX	(a)	1,249	4,713	-	-	1,249	4,713	5,962	(217)	2013	6/30/2015	15 to 40 Years
Rebounderz Indoor Trampoline Arena	Jenison, MI	(c)	1,111	2,207	-	-	1,111	2,207	3,318	(721)	1999	7/17/2013	3 to 22 Years
Red Lobster Restaurants	Adrian, MI	(c)	652	1,233	-	-	652	1,233	1,885	(111)	1991	12/23/2014	15 to 20 Years
Red Lobster Restaurants	Albany, GA	(c)	744	1,340	-	-	744	1,340	2,084	(121)	1971	12/23/2014	15 to 30 Years
Red Lobster Restaurants	Aurora, CO	(c)	1,151	1,742	-	-	1,151	1,742	2,893	(127)	1974	12/23/2014	15 to 40 Years
Red Lobster Restaurants	Beachwood, OH	(c)	1,080	1,773	-	-	1,080	1,773	2,853	(132)	1977	12/23/2014	15 to 40 Years
Red Lobster Restaurants	Bloomington, IL	(c)	662	1,029	-	-	662	1,029	1,691	(94)	1975	12/23/2014	15 to 30 Years
Red Lobster Restaurants	Bradley, IL	(c)	1,610	1,783	-	-	1,610	1,783	3,393	(179)	1991	12/23/2014	15 to 30 Years
Red Lobster Restaurants	Columbus, GA	(c)	976	1,243	-	-	976	1,243	2,119	(115)	2003	12/23/2014	15 to 30 Years
Red Lobster Restaurants	Council Bluffs, IA	(c)	1,070	703	-	-	1,070	703	1,773	(77)	1995	12/23/2014	15 to 30 Years
Red Lobster Restaurants	Duluth, GA	(c)	1,913	4,576	-	-	1,913	4,576	6,489	-	1984	12/22/2016	13 to 40 Years
Red Lobster Restaurants	Durham, NC	(c)	1,477	1,661	-	-	1,477	1,661	3,138	(157)	1978	12/23/2014	15 to 30 Years
Red Lobster Restaurants	Findlay, OH	(c)	958	1,029	-	-	958	1,029	1,987	(103)	1991	12/23/2014	15 to 30 Years
Red Lobster Restaurants	Indianapolis, IN	(c)	703	1,223	-	-	703	1,223	1,926	(118)	1974	12/23/2014	15 to 30 Years
Red Lobster Restaurants	Indianapolis, IN	(c)	418	1,223	-	-	418	1,223	1,641	(88)	1992	12/23/2014	15 to 30 Years
Red Lobster Restaurants	Lewisville, ID	(c)	1,080	866	-	-	1,080	866	1,946	(97)	1996	12/23/2014	15 to 30 Years
Red Lobster Restaurants	Meadville, PA	(c)	652	1,284	-	-	652	1,284	1,936	(132)	1991	12/23/2014	15 to 30 Years
Red Lobster Restaurants	Monroe, MI	(c)	927	897	-	-	927	897	1,824	(106)	1996	12/23/2014	15 to 30 Years
Red Lobster Restaurants	Monroeville, PA	(c)	1,677	3,508	-	-	1,677	3,508	5,185	-	2009	12/22/2016	12 to 30 Years
Red Lobster Restaurants	Oak Ridge, TN	(c)	988	1,019	-	-	988	1,019	2,007	(95)	1994	12/23/2014	15 to 30 Years
Red Lobster Restaurants	Oxford, AL	(c)	489	1,212	-	-	489	1,212	1,701	(112)	1991	12/23/2014	15 to 30 Years
Red Lobster Restaurants	Paducah, KY	(c)	1,485	2,407	-	-	1,485	2,407	3,892	-	2013	12/22/2016	13 to 40 Years
Red Lobster Restaurants	Rockford, IL	(c)	1,348	2,842	-	-	1,348	2,842	4,190	-	1977	12/22/2016	13 to 40 Years
Red Lobster Restaurants	Salina, KS	(c)	764	1,100	-	-	764	1,100	1,864	(111)	1994	12/23/2014	15 to 30 Years
Red Lobster Restaurants	Stillwater, OK	(c)	611	1,447	-	-	611	1,447	2,056	(109)	1995	12/23/2014	15 to 30 Years
Red Lobster Restaurants	Syracuse, NY	(c)	734	1,518	-	-	734	1,518	2,252	(146)	1981	12/23/2014	15 to 30 Years
Red Lobster Restaurants	Tifton, GA	(c)	642	1,009	-	-	642	1,009	1,651	(80)	1995	12/23/2014	15 to 40 Years
Red Lobster Restaurants	Tulahoma, TN	(c)	520	886	-	-	520	886	1,406	(74)	1996	12/23/2014	15 to 40 Years

Red Lobster Restaurants	Waterford, MI	(c)	761	1,958	-	-	761	1,958	2,719	(130)	1997	2/10/2015	15 to 40 Years
Red Lobster Restaurants	Winston-Salem, NC	(c)	1,707	1,873	-	-	1,707	1,873	3,500	-	1998	12/22/2016	13 to 40 Years
Red Lobster Restaurants	Zanesville, OH	(c)	1,086	2,218	-	-	1,086	2,218	3,506	-	1992	12/22/2016	11 to 30 Years
Red Mesa Grill	Bayne City, MI	(c)	69	938	-	-	69	938	1,007	(37)	1997	1/19/2015	15 to 30 Years
Red Mesa Grill	Elk Rapids, MI	(c)	227	947	-	-	227	947	1,174	(41)	1998	1/19/2015	15 to 30 Years
Red Mesa Grill	Townsend City, MI	(c)	651	1,255	-	-	651	1,255	1,905	(64)	2004	1/19/2015	15 to 30 Years
Red Rubin Gourmet Burgers	Gurnee, IL	(a)	586	619	-	-	586	619	1,205	(363)	1995	6/25/2004	15 to 20 Years
Regal Cinemas	Avon, IN	(c)	3,388	2,967	-	-	3,388	2,967	6,355	(351)	1995	3/1/2016	4 to 30 Years
Regal Cinemas	Bowie, MD	(c)	7,138	5,935	-	23	7,138	5,958	13,096	(29)	1998	11/23/2016	8 to 40 Years
Regal Cinemas	Carrollton, GA	(c)	1,879	5,868	-	-	1,879	5,868	7,747	(404)	2005	12/30/2014	15 to 40 Years
Regal Cinemas	Dawsonville, GA	(c)	1,859	4,207	-	-	1,859	4,207	6,066	(313)	2005	12/30/2014	15 to 40 Years
Regal Cinemas	Dickson City, PA	(a)	4,198	5,269	-	-	4,198	5,269	9,467	(770)	2010	9/29/2014	13 to 30 Years
Regal Cinemas	Fenton, MO	(a)	2,792	5,982	-	-	2,792	5,982	8,774	(577)	2008	9/29/2014	13 to 40 Years
Regal Cinemas	Gainesville, GA	(c)	2,278	8,684	-	-	2,278	8,684	10,962	(538)	1996	12/30/2014	15 to 40 Years
Regal Cinemas	Griffin, GA	(c)	1,239	3,188	-	-	1,239	3,188	4,427	(303)	2005	12/30/2014	15 to 30 Years
Regal Cinemas	Lebanon, PA	(a)	747	4,295	-	-	747	4,295	5,042	(366)	2005	9/29/2014	13 to 30 Years
Regal Cinemas	Marlinton, WV	(a)	2,450	3,528	-	-	2,450	3,528	5,978	(1,622)	1998	9/30/2005	12 to 30 Years
Regal Cinemas	Massillon, OH	(a)	1,767	2,667	-	1,600	1,767	4,267	6,034	(372)	2005	9/29/2014	13 to 30 Years
Regal Cinemas	Niro, WV	(a)	1,816	3,068	-	-	1,816	3,068	4,884	(397)	2005	9/29/2014	13 to 30 Years
Regal Cinemas	Omaha, NE	(c)	2,254	4,249	-	-	2,254	4,249	6,503	(369)	2006	3/26/2015	12 to 30 Years
Regal Cinemas	Simpsonville, SC	(c)	1,862	5,453	-	-	1,862	5,453	7,315	(537)	2010	9/29/2014	13 to 40 Years
Regal Cinemas	Woodstock, GA	(c)	2,796	5,057	-	-	2,796	5,057	7,855	(421)	1997	12/30/2014	15 to 30 Years
Benn Kirby Chevrolet Buick	Gettysburg, PA	(a)	1,385	3,259	-	-	1,385	3,259	4,644	(1,438)	2005	2/16/2007	5 to 30 Years
Repair One	Port Orange, FL	(a)	599	967	-	35	599	1,002	1,861	(23)	1997	6/24/2016	30 to 30 Years
Rick Johnson Auto & Tire	Esters, FL	(a)	334	571	-	-	334	571	905	(88)	2009	10/28/2013	9 to 30 Years
Rick Johnson Auto & Tire	Estero, FL	(a)	394	399	-	-	394	399	793	(72)	2004	10/28/2013	9 to 30 Years
Rick Johnson Auto & Tire	Naples, FL	(a)	249	265	-	-	249	265	514	(49)	1966	10/28/2013	9 to 30 Years
Rick Johnson Auto & Tire	Naples, FL	(a)	425	424	-	-	425	424	849	(73)	2006	10/28/2013	9 to 30 Years
Rite Aid	Alliance, OH	(c)	556	1,317	-	-	556	1,317	1,873	(274)	1996	7/17/2013	3 to 31 Years
Rite Aid	Buffalo, NY	(c)	681	925	-	-	681	925	1,606	(260)	1993	7/1/2005	19 to 40 Years
Rite Aid	Cleveland, OH	(c)	776	1,158	-	-	776	1,158	1,934	(185)	1998	7/17/2013	5 to 30 Years
Rite Aid	Delaware, OH	(c)	645	2,452	-	-	645	2,452	3,097	(315)	2005	7/17/2013	11 to 38 Years
Rite Aid	Easton, PA	(c)	1,028	3,996	-	-	1,028	3,996	5,024	(449)	2006	7/17/2013	12 to 41 Years
Rite Aid	Enterprise, AL	(c)	1,163	1,612	-	-	1,163	1,612	2,775	(238)	2005	7/17/2013	11 to 37 Years
Rite Aid	Fredericksburg, VA	(c)	1,426	2,077	-	-	1,426	2,077	3,503	(280)	2006	7/17/2013	14 to 31 Years
Rite Aid	Fremont, OH	(c)	504	1,405	-	-	504	1,405	1,909	(218)	1998	7/17/2013	4 to 31 Years
Rite Aid	Glassport, PA	(c)	550	2,471	-	-	550	2,471	3,021	(325)	2006	7/17/2013	11 to 37 Years
Rite Aid	Lansing, MI	(c)	196	1,487	-	-	196	1,487	1,683	(198)	1996	7/17/2013	3 to 31 Years
Rite Aid	Lima, OH	(b)	568	3,321	-	-	568	3,321	3,789	(350)	2005	7/17/2013	12 to 43 Years
Rite Aid	Lincolnton, NC	(c)	548	1,537	-	-	548	1,537	2,085	(202)	1998	7/17/2013	4 to 37 Years
Rite Aid	Moundsville, WV	(a)	706	1,002	-	-	706	1,002	1,706	(286)	1993	7/1/2005	19 to 40 Years
Rite Aid	Oneida, NY	(a)	1,315	1,411	-	-	1,315	1,411	1,726	(401)	1999	7/1/2005	19 to 40 Years
Rite Aid	Philadelphia, PA	(a)	733	1,087	-	-	733	1,087	1,820	(305)	1993	7/1/2005	19 to 40 Years
Rite Aid	Philadelphia, PA	(a)	1,613	1,880	-	-	1,613	1,880	3,499	(519)	1999	7/1/2005	19 to 40 Years
Rite Aid	Plains, PA	(c)	1,502	2,611	-	-	1,502	2,611	4,113	(345)	2006	7/17/2013	12 to 37 Years
Rite Aid	Saco, ME	(c)	896	1,702	-	-	896	1,702	2,600	(297)	1997	7/17/2013	3 to 29 Years
Rite Aid	Spartanburg, SC	(b)	1,196	1,671	-	-	1,196	1,671	2,867	(232)	1999	7/17/2013	5 to 34 Years
Rite Aid	St. Clair Shores, MI	(a)	1,189	761	-	-	1,189	761	1,930	(286)	1991	5/2/2005	15 to 30 Years
Rite Aid	Uhrichville, OH	(a)	617	2,345	-	-	617	2,345	2,962	(616)	2000	7/1/2005	19 to 40 Years
Rite Aid	Wauson, OH	(c)	1,000	2,034	-	-	1,000	2,034	3,034	(280)	2005	7/17/2013	12 to 37 Years
Rosa	Victoria, TX	(c)	2,631	7,710	-	20	2,631	7,730	10,361	(1,228)	2006	7/17/2013	3 to 43 Years
Ruff's Chris Steakhouse	Metairie, LA	(b)	800	3,016	-	-	800	3,016	3,916	(367)	1964	7/17/2013	10 to 30 Years
Ruff's Chris Steakhouse	Sarasota, FL	(a)	2,758	412	-	-	2,758	412	3,170	(136)	2000	7/17/2013	12 to 25 Years
Ryan's	Bearfoot Green, KY	(a)	934	3,135	(579)	(1,941)	355	1,194	1,548	(26)	1997	7/17/2013	10 to 34 Years
Ryan's	Conroe, TX	(a)	942	3,274	(575)	(2,006)	367	1,268	1,635	(29)	1993	7/17/2013	11 to 32 Years
Ryan's	Lake Charles, LA	(a)	1,620	1,349	-	-	1,620	1,349	2,969	(301)	1987	7/17/2013	10 to 24 Years
Ryan's	Picayune, MS	(a)	1,250	1,409	-	-	1,250	1,409	2,659	(257)	1999	7/17/2013	7 to 29 Years
Ryan's	Princeton, WV	(a)	948	2,212	-	-	948	2,212	3,160	(416)	2001	7/17/2013	11 to 25 Years
Saisaki Asian Bistro and Sushi	Newport News, VA	(c)	1,184	311	-	-	1,184	311	1,495	(287)	1995	6/25/2004	10 to 25 Years
Sam's Club	Anderson, SC	(c)	4,771	6,883	-	-	4,771	6,883	11,554	(2,124)	1993	7/17/2013	7 to 21 Years
Sanford's Grub & Pub	Casper, WY	(a)	54	762	-	-	54	762	816	(274)	1969	12/29/2006	15 to 30 Years
Sanford's Grub & Pub	Cheyenne, WY	(a)	277	2,041	-	-	277	2,041	2,318	(1,015)	1928	12/29/2006	15 to 20 Years
Sanford's Grub & Pub	Dickinson, ND	(c)	616	1,301	-	-	616	1,301	1,917	(419)	2003	12/29/2006	15 to 40 Years
Satum of Plano	Plano, TX	(c)	3,064	2,707	-	-	3,064	2,707	5,771	(1,413)	1992	6/29/2007	5 to 30 Years
Serrano's Mexican Restaurant	Mesa, AZ	(c)	422	1,002	-	-	422	1,002	1,424	(127)	1990	6/14/2013	15 to 40 Years
Serrano's Mexican Restaurant	Queen Creek, AZ	(c)	609	1,159	-	-	609	1,159	1,768	(162)	2004	6/14/2013	15 to 40 Years

Service King	Clarksville, TN	(a)	658	1,243	-	-	658	1,243	1,901	(143)	2000	3/31/2014	14 to 30 Years
Service King	Madison, TN	(a)	662	1,567	-	-	662	1,567	2,229	(145)	2000	3/31/2014	14 to 40 Years
Service King	Nashville, TN	(a)	828	1,405	-	-	828	1,405	2,233	(176)	2000	3/31/2014	14 to 40 Years
Sheffield Pharmaceuticals	Newinch, CT	(c)	627	4,767	-	27	627	4,794	5,421	(96)	1975	6/30/2016	4 to 30 Years
Shoppers World	Tampa, FL	(c)	1,588	8,134	-	-	1,588	8,134	7,722	(295)	1990	6/6/2013	15 to 40 Years
ShopKo	Aberdeen, SD	(c)	3,857	3,348	-	-	3,857	3,348	7,205	(1,555)	1984	5/31/2006	15 to 30 Years
ShopKo	Albion, NE	(a)	360	1,829	-	-	360	1,829	2,189	(446)	2007	12/8/2009	12 to 47 Years
ShopKo	Albany, MO	(c)	66	410	-	-	66	410	476	(155)	1990	5/31/2006	15 to 30 Years
ShopKo	Allegan, MI	(c)	741	1,198	-	-	741	1,198	1,939	(553)	2000	5/31/2006	15 to 30 Years
ShopKo	Appleton, WI	(c)	4,898	5,804	-	-	4,898	5,804	10,702	(2,209)	1971	5/31/2006	15 to 30 Years
ShopKo	Aracadia, WI	(c)	673	983	-	-	673	983	1,656	(563)	2000	5/31/2006	15 to 30 Years
ShopKo	Attica, IN	(c)	550	1,116	-	-	550	1,116	1,666	(524)	1999	5/31/2006	15 to 30 Years
ShopKo	Austin, MN	(c)	4,246	4,444	-	-	4,246	4,444	8,690	(1,890)	1983	5/31/2006	15 to 30 Years
ShopKo	Bellevue, NE	(c)	3,269	3,482	-	-	3,269	3,482	6,751	(1,517)	1984	5/31/2006	15 to 30 Years
ShopKo	Beloit, WI	(c)	3,191	4,414	-	-	3,191	4,414	7,605	(2,523)	1978	5/31/2006	15 to 25 Years
ShopKo	Belvidere, IL	(c)	3,061	3,609	-	-	3,061	3,609	6,870	(1,569)	1995	5/31/2006	15 to 30 Years
ShopKo	Burlington, KS	(c)	371	565	-	-	371	565	936	(362)	1990	5/31/2006	15 to 20 Years
ShopKo	Carrollton, MO	(c)	352	345	-	-	352	345	697	(268)	1994	7/21/2011	9 to 20 Years
ShopKo	Centerville, TN	(c)	420	776	-	-	420	776	1,196	(383)	2000	5/31/2006	15 to 30 Years
ShopKo	Clare, MI	(c)	1,219	760	-	-	1,219	760	1,979	(558)	2000	5/31/2006	15 to 30 Years
ShopKo	Clanton, IA	(c)	365	812	-	-	365	812	1,177	(379)	2000	5/31/2006	15 to 30 Years
ShopKo	Clintonville, WI	(c)	495	1,089	-	-	495	1,089	1,584	(631)	1978	5/31/2006	15 to 25 Years
ShopKo	De Pere, WI	(c)	294	1,681	-	-	294	1,681	1,945	(603)	2000	5/31/2006	15 to 30 Years
ShopKo	Dixon, IL	(c)	1,502	2,810	-	-	1,502	2,810	4,312	(1,205)	1993	5/31/2006	15 to 30 Years
ShopKo	Dowagiac, MI	(c)	762	984	-	-	762	984	1,746	(494)	2000	5/31/2006	15 to 30 Years
ShopKo	Duluth, MN	(c)	4,722	6,905	-	-	4,722	6,905	11,677	(2,692)	1993	5/31/2006	15 to 30 Years
ShopKo	Dyersville, IA	(c)	381	1,682	-	-	381	1,682	1,463	(475)	2000	5/31/2006	15 to 30 Years
ShopKo	Escanaba, MI	(c)	3,030	3,321	-	-	3,030	3,321	6,351	(1,823)	1971	5/31/2006	15 to 28 Years
ShopKo	Fairmont, MN	(c)	2,393	3,546	-	-	2,393	3,546	5,939	(1,430)	1984	5/31/2006	15 to 30 Years
ShopKo	Fergus Falls, MN	(c)	738	1,175	-	-	738	1,175	1,913	(653)	1986	5/31/2006	15 to 20 Years
ShopKo	Fond du Lac, WI	(c)	4,110	5,210	-	-	4,110	5,210	9,320	(1,385)	1985	5/31/2006	15 to 30 Years
ShopKo	Fort Atkinson, WI	(c)	1,005	2,873	-	-	1,005	2,873	3,978	(1,162)	1984	5/31/2006	15 to 30 Years
ShopKo	Freeport, IL	(c)	1,941	2,431	-	-	1,941	2,431	4,372	(1,197)	1994	5/31/2006	15 to 30 Years
ShopKo	Gallatin, MO	(c)	57	405	-	-	57	405	462	(159)	1990	5/31/2006	15 to 30 Years
ShopKo	Glasgow, MT	(c)	772	1,623	-	-	772	1,623	2,295	(741)	1998	5/31/2006	15 to 30 Years
ShopKo	Glenwood, MN	(c)	775	1,404	-	-	775	1,404	2,179	(531)	1996	5/31/2006	15 to 40 Years
ShopKo	Gothenburg, NE	(a)	391	1,798	-	-	391	1,798	2,189	(441)	2007	12/8/2009	12 to 47 Years
ShopKo	Grafton, WI	(c)	2,952	4,206	-	-	2,952	4,206	7,156	(1,794)	1989	5/31/2006	15 to 30 Years
ShopKo	Green Bay, WI	(c)	6,155	6,298	-	-	6,155	6,298	12,453	(2,396)	1979	5/31/2006	15 to 28 Years
ShopKo	Green Bay, WI	(c)	8,699	12,160	-	-	8,699	12,160	20,859	(6,150)	2000	5/31/2006	15 to 28 Years
ShopKo	Green Bay, WI	(c)	4,788	4,605	-	-	4,788	4,605	9,393	(2,571)	1966	5/31/2006	15 to 28 Years
ShopKo	Greenfield, OH	(c)	555	1,041	-	-	555	1,041	1,596	(492)	2000	5/31/2006	15 to 30 Years
ShopKo	Hart, MI	(c)	565	1,377	-	-	565	1,377	1,942	(580)	1999	5/31/2006	15 to 30 Years
ShopKo	Helena, MT	(c)	3,176	5,583	(724)	-	2,452	5,583	8,035	(2,163)	1992	5/31/2006	15 to 30 Years
ShopKo	Houghton, MI	(c)	1,963	4,025	-	-	1,963	4,025	5,888	(1,805)	1994	5/31/2006	15 to 30 Years
ShopKo	Jacksonville, IL	(c)	3,603	3,569	-	-	3,603	3,569	7,172	(1,956)	1996	5/31/2006	15 to 30 Years
ShopKo	Janesville, WI	(c)	3,196	4,808	-	-	3,196	4,808	7,974	(2,595)	1980	5/31/2006	15 to 28 Years
ShopKo	Kennecook, WA	(c)	4,044	5,347	-	-	4,044	5,347	9,391	(2,195)	1989	5/31/2006	15 to 30 Years
ShopKo	Kenosha, WI	(c)	3,079	4,259	-	-	3,079	4,259	7,338	(2,427)	1980	5/31/2006	15 to 25 Years
ShopKo	Keweenaw, WI	(c)	872	758	-	-	872	758	1,630	(512)	2000	5/31/2006	15 to 30 Years
ShopKo	Kimberly, WI	(c)	3,550	4,749	-	-	3,550	4,749	8,299	(2,499)	1979	5/31/2006	15 to 28 Years
ShopKo	Kingsford, MI	(c)	3,736	3,570	-	-	3,736	3,570	7,306	(2,009)	1970	5/31/2006	15 to 28 Years
ShopKo	La Crosse, WI	(c)	2,896	3,810	-	-	2,896	3,810	6,706	(2,099)	1978	5/31/2006	15 to 25 Years
ShopKo	Lake Hall, WI	(c)	2,627	3,965	-	-	2,627	3,965	6,992	(1,930)	1982	5/31/2006	15 to 25 Years
ShopKo	Lancaster, WI	(c)	581	1,018	-	-	581	1,018	1,999	(487)	1999	5/31/2006	15 to 30 Years
ShopKo	Lander, WY	(c)	289	589	-	-	289	589	878	(356)	1974	5/31/2006	15 to 20 Years
ShopKo	Lewiston, ID	(c)	409	2,999	-	-	409	2,999	3,408	(1,677)	1987	5/31/2006	15 to 25 Years
ShopKo	Logan, UT	(c)	454	3,453	-	-	454	3,453	3,907	(1,925)	1989	5/31/2006	15 to 20 Years
ShopKo	Madison, SD	(c)	1,060	1,015	-	-	1,060	1,015	2,075	(689)	1975	5/31/2006	15 to 25 Years
ShopKo	Manistiquia, MI	(c)	659	1,223	-	-	659	1,223	1,852	(571)	2000	5/31/2006	15 to 30 Years
ShopKo	Manitowoc, WI	(c)	2,573	4,011	-	-	2,573	4,011	6,584	(2,251)	1977	5/31/2006	15 to 28 Years
ShopKo	Markato, MN	(c)	6,167	4,861	-	-	6,167	4,861	11,028	(2,626)	1971	5/31/2006	15 to 28 Years
ShopKo	Marinette, WI	(c)	1,452	3,736	-	-	1,452	3,736	5,185	(1,527)	1990	5/31/2006	15 to 30 Years
ShopKo	Marion, KY	(c)	724	765	-	-	724	765	1,489	(443)	2000	5/31/2006	15 to 30 Years
ShopKo	Marquette, MI	(c)	4,423	5,774	-	-	4,423	5,774	10,197	(3,136)	1989	5/31/2006	15 to 25 Years
ShopKo	Marshall, MN	(c)	4,152	2,872	-	-	4,152	2,872	7,024	(1,782)	1972	5/31/2006	15 to 28 Years

ShopKo	Marshfield, WI	(c)	3,272	4,406	-	-	3,272	4,406	7,678	(2,324)	1968	5/31/2006	15 to 28 Years
ShopKo	Mason City, IA	(c)	2,186	3,888	-	-	2,186	3,888	6,074	(2,122)	1965	5/31/2006	15 to 28 Years
ShopKo	Memphis, MO	(c)	448	313	-	-	448	313	761	(244)	1963	5/31/2006	15 to 20 Years
ShopKo	Minerva, OH	(c)	1,103	902	-	-	1,103	902	2,005	(565)	2000	5/31/2006	15 to 30 Years
ShopKo	Missoula, MT	(c)	4,123	5,253	-	-	4,123	5,253	9,376	(2,755)	1967	5/31/2006	15 to 28 Years
ShopKo	Micheli, SD	(c)	3,918	3,126	-	-	3,918	3,126	7,044	(1,779)	1973	5/31/2006	15 to 28 Years
ShopKo	Monmouth, IL	(c)	2,037	1,166	-	-	2,037	1,166	3,203	(912)	1971	5/31/2006	15 to 25 Years
ShopKo	Monroe, WI	(c)	1,526	4,027	-	-	1,526	4,027	5,553	(1,619)	1994	5/31/2006	15 to 30 Years
ShopKo	Mortsville, IL	(c)	641	1,172	-	-	641	1,172	1,813	(545)	1999	5/31/2006	15 to 30 Years
ShopKo	Mount Ayr, IA	(c)	228	666	-	-	228	666	894	(261)	1995	5/31/2006	15 to 30 Years
ShopKo	Mount Carmel, IL	(c)	972	1,602	-	-	972	1,602	2,574	(973)	2000	5/31/2006	15 to 20 Years
ShopKo	Newaygo, MI	(c)	633	1,155	-	-	633	1,155	1,788	(531)	2000	5/31/2006	15 to 20 Years
ShopKo	Norfolk, NE	(c)	2,701	2,912	-	-	2,701	2,912	5,613	(1,467)	1984	5/31/2006	15 to 30 Years
ShopKo	Oconto, WI	(c)	496	1,176	-	-	496	1,176	1,672	(552)	2000	5/31/2006	15 to 30 Years
ShopKo	Ogden, UT	(c)	2,448	3,864	-	-	2,448	3,864	6,312	(1,567)	1988	5/31/2006	15 to 30 Years
ShopKo	Omaha, NE	(c)	5,477	3,986	(3,807)	(3,126)	1,670	860	2,530	-	1984	5/31/2006	15 to 30 Years
ShopKo	Onaska, WI	(c)	2,468	4,392	-	-	2,468	4,392	6,860	(1,768)	1989	5/31/2006	15 to 30 Years
ShopKo	O'Neill, NE	(a)	400	1,752	-	-	400	1,752	2,152	(479)	1972	12/8/2009	12 to 47 Years
ShopKo	Oshkosh, WI	(c)	3,595	4,384	-	-	3,595	4,384	7,979	(1,756)	1984	5/31/2006	15 to 30 Years
ShopKo	Perry, IA	(c)	651	1,015	-	-	651	1,015	1,666	(515)	1998	5/31/2006	15 to 30 Years
ShopKo	Powell, WY	(c)	1,284	859	-	-	1,284	859	2,123	(567)	1985	5/31/2006	15 to 25 Years
ShopKo	Quincy, IL	(c)	3,510	4,916	-	-	3,510	4,916	8,426	(2,677)	1986	5/31/2006	15 to 28 Years
ShopKo	Racine, WI	(c)	3,076	5,305	-	-	3,076	5,305	8,381	(2,722)	1979	5/31/2006	15 to 25 Years
ShopKo	Rawlins, WY	(c)	430	581	-	-	430	581	1,011	(391)	1971	5/31/2006	15 to 20 Years
ShopKo	Rice Lake, WI	(c)	1,535	3,407	-	-	1,535	3,407	4,942	(1,503)	1995	5/31/2006	15 to 30 Years
ShopKo	River Falls, WI	(c)	1,787	4,263	-	-	1,787	4,263	6,073	(1,744)	1994	5/31/2006	15 to 30 Years
ShopKo	Rochester, MN	(c)	6,466	4,232	-	-	6,466	4,232	10,698	(2,429)	1961	5/31/2006	15 to 28 Years
ShopKo	Rochester, MN	(c)	6,189	4,511	-	-	6,189	4,511	10,700	(2,524)	1981	5/31/2006	15 to 20 Years
ShopKo	Rockville, IN	(c)	628	939	-	-	628	939	1,567	(476)	1999	5/31/2006	15 to 30 Years
ShopKo	Rothschild, WI	(c)	2,685	4,231	-	-	2,685	4,231	6,916	(2,366)	1977	5/31/2006	15 to 28 Years
ShopKo	Shoebogyan, WI	(c)	2,973	4,340	-	-	2,973	4,340	7,313	(1,969)	1993	5/31/2006	15 to 30 Years
ShopKo	Siox Falls, SD	(c)	4,907	4,023	-	-	4,907	4,023	8,930	(2,260)	1987	5/31/2006	15 to 28 Years
ShopKo	Spokane, WA	(c)	1,014	3,005	-	-	1,014	3,005	4,019	(1,422)	1987	5/31/2006	15 to 29 Years
ShopKo	St. Cloud, MN	(c)	3,749	4,884	-	-	3,749	4,884	8,633	(2,673)	1985	5/31/2006	15 to 20 Years
ShopKo	St. Cloud, MN	(c)	5,033	6,589	-	-	5,033	6,589	11,622	(2,597)	1991	5/31/2006	15 to 25 Years
ShopKo	Stevens Point, WI	(c)	1,383	5,401	-	-	1,383	5,401	6,784	(2,612)	1985	5/31/2006	15 to 25 Years
ShopKo	Sturgis, SD	(c)	402	717	-	-	402	717	1,119	(432)	1984	5/31/2006	15 to 25 Years
ShopKo	Sullivan, IL	(c)	557	879	-	-	557	879	1,436	(442)	1999	5/31/2006	15 to 30 Years
ShopKo	Thermopolis, WY	(a)	589	1,600	-	-	589	1,600	2,189	(402)	2007	12/8/2009	12 to 47 Years
ShopKo	Tuscola, IL	(c)	724	897	-	-	724	897	1,621	(491)	2000	5/31/2006	15 to 30 Years
ShopKo	Twin Falls, ID	(c)	2,038	3,696	-	-	2,038	3,696	5,734	(2,053)	1986	5/31/2006	15 to 20 Years
ShopKo	Union Gap, WA	(c)	481	4,079	-	-	481	4,079	4,560	(2,222)	1991	5/31/2006	15 to 29 Years
ShopKo	Watertown, SD	(c)	3,064	3,519	-	-	3,064	3,519	6,583	(1,448)	1985	5/31/2006	15 to 30 Years
ShopKo	Watertown, WI	(c)	3,124	4,436	-	-	3,124	4,436	7,560	(2,400)	1972	5/31/2006	15 to 25 Years
ShopKo	Waukon, IA	(c)	604	971	-	-	604	971	1,575	(477)	1998	5/31/2006	15 to 30 Years
ShopKo	Wisconsin Rapids, WI	(c)	3,689	4,806	-	-	3,689	4,806	8,495	(2,581)	1969	5/31/2006	15 to 28 Years
ShopKo	Woodfield, OH	(c)	691	1,009	-	-	691	1,009	1,700	(519)	2000	5/31/2006	15 to 30 Years
ShopKo	Worthington, MN	(c)	2,861	3,767	-	-	2,861	3,767	6,626	(1,562)	1984	5/31/2006	15 to 30 Years
Sirioin Stockade	Arkansas city, KS	(a)	239	975	-	-	239	975	1,214	(111)	1987	6/4/2014	15 to 30 Years
Sirioin Stockade	Colby, KS	(a)	269	567	-	-	269	567	836	(73)	1987	6/4/2014	15 to 30 Years
Sirioin Stockade	Dodge City, KS	(a)	249	587	-	-	249	587	836	(63)	1985	6/4/2014	15 to 30 Years
Sirioin Stockade	Emporia, KS	(a)	657	219	-	-	657	219	876	(21)	1997	6/4/2014	15 to 30 Years
Sirioin Stockade	Hutchinson, KS	(a)	895	856	-	-	895	856	1,751	(108)	1987	6/4/2014	15 to 30 Years
Sirioin Stockade	Lawrence, KS	(a)	478	209	-	-	478	209	687	(23)	1974	6/4/2014	15 to 30 Years
Sirioin Stockade	Newton, KS	(a)	175	661	-	-	175	661	836	(76)	1987	6/20/2014	15 to 30 Years
Sirioin Stockade	Ottawa, KS	(a)	348	816	-	-	348	816	1,164	(91)	1987	6/4/2014	15 to 30 Years
Sirioin Stockade	Stillwater, OK	(a)	647	687	-	-	647	687	1,334	(85)	1987	6/4/2014	15 to 30 Years
Sirioin Stockade	Topeka, KS	(a)	1,224	905	-	-	1,224	905	2,129	(135)	1988	6/4/2014	15 to 30 Years
Sirioin Stockade	Winfield, KS	(a)	239	866	-	-	239	866	1,105	(104)	1995	6/4/2014	15 to 30 Years
Skyline Chili	Fairborn, OH	(a)	923	468	-	-	923	468	1,391	(269)	1998	6/25/2004	15 to 30 Years
Skyline Chili	Lewis Center, OH	(a)	626	560	-	-	626	560	1,186	(274)	1998	6/25/2004	15 to 40 Years
Slim Chickens	Fayetteville, AR	(a)	1,019	1,150	-	-	1,019	1,150	2,169	(119)	2014	6/23/2014	15 to 30 Years
Slim Chickens	Stillwater, OK	(c)	1,314	1,111	-	-	1,314	1,111	2,425	(85)	2015	3/31/2015	15 to 40 Years
Slim Chickens	Texasana, TX	(a)	265	747	-	-	265	747	1,012	(102)	2013	11/4/2013	14 to 30 Years
Smart & Final	Atascadero, CA	(c)	3,677	8,920	-	-	3,677	8,920	12,597	(641)	2000	4/6/2015	15 to 30 Years
Smart & Final	Chula Vista, CA	(c)	3,801	5,718	-	-	3,801	5,718	9,519	(405)	1986	3/25/2015	15 to 30 Years

Smart & Final	El Cajon, CA	(c)	7,323	10,056	-	-	7,323	10,056	17,379	(751)	1997	3/16/2015	15 to 30 Years
Smart & Final	Palmdale, CA	(c)	3,850	9,803	-	-	3,850	9,803	13,653	(569)	2005	3/23/2015	15 to 40 Years
Smart & Final	Westlake Village, CA	(c)	6,449	6,129	-	-	6,449	6,129	12,578	(407)	1998	4/20/2015	15 to 30 Years
Smokoy Bones Bar & Fire Grill	Bowie, MD	(a)	1,501	615	-	-	1,501	615	2,116	(301)	2004	12/31/2007	15 to 40 Years
Smokoy Bones Bar & Fire Grill	Clearwater, FL	(a)	2,225	858	-	-	2,225	858	3,084	(378)	2004	12/31/2007	15 to 40 Years
Smokoy Bones Bar & Fire Grill	Colonia, NY	(a)	1,322	991	(350)	(261)	972	730	1,702	(403)	1994	12/31/2007	15 to 40 Years
Smokoy Bones Bar & Fire Grill	Dayton, OH	(a)	1,028	907	-	-	1,028	907	1,935	(430)	2002	12/31/2007	15 to 40 Years
Smokoy Bones Bar & Fire Grill	Fairview Heights, IL	(a)	1,020	826	-	-	1,020	826	1,846	(470)	1972	12/31/2007	15 to 30 Years
Smokoy Bones Bar & Fire Grill	Fort Wayne, IN	(a)	1,110	817	-	-	1,110	817	1,927	(432)	2003	12/31/2007	15 to 40 Years
Smokoy Bones Bar & Fire Grill	Greensboro, NC	(a)	1,009	444	-	-	1,009	444	1,453	(304)	2003	12/31/2007	15 to 40 Years
Smokoy Bones Bar & Fire Grill	Melbourne, FL	(a)	2,005	794	-	-	2,005	794	2,799	(428)	1986	12/31/2007	15 to 40 Years
Smokoy Bones Bar & Fire Grill	Mentor, OH	(a)	873	790	-	-	873	790	1,663	(385)	2003	12/31/2007	15 to 40 Years
Smokoy Bones Bar & Fire Grill	Orlando, FL	(a)	2,006	671	-	-	2,006	671	2,577	(287)	2002	12/31/2007	15 to 40 Years
Smokoy Bones Bar & Fire Grill	Pittsburgh, PA	(a)	1,481	576	-	-	1,481	676	2,157	(355)	2006	12/31/2007	15 to 40 Years
Smokoy Bones Bar & Fire Grill	Springfield, IL	(a)	1,115	772	-	-	1,115	772	1,887	(364)	1996	12/31/2007	15 to 40 Years
Smokoy Bones Bar & Fire Grill	Warwick, RI	(a)	1,593	1,314	-	-	1,593	1,314	2,907	(542)	1990	12/31/2007	15 to 40 Years
Solea Mexican Grill	Appleton, WI	(a)	727	1,329	-	9	727	1,338	2,065	(617)	1993	12/28/2006	7 to 30 Years
Sonic Drive In	Aberdeen, NC	(a)	564	338	-	-	564	338	902	(51)	1994	9/17/2013	15 to 30 Years
Sonic Drive In	Albemarle, NC	(a)	639	310	-	-	639	310	949	(50)	1993	9/17/2013	15 to 30 Years
Sonic Drive In	Bay Minette, AL	(a)	583	754	-	-	583	754	1,337	(90)	2000	9/22/2014	15 to 30 Years
Sonic Drive In	Beaumont, TX	(c)	581	284	-	-	581	284	865	(45)	2001	8/31/2015	15 to 20 Years
Sonic Drive In	Beaumont, TX	(c)	777	246	-	-	777	246	1,023	(46)	2000	8/31/2015	15 to 20 Years
Sonic Drive In	Beaumont, TX	(c)	758	325	-	-	758	325	1,083	(49)	2007	8/31/2015	15 to 30 Years
Sonic Drive In	Bristol, TN	(a)	484	134	-	-	484	134	618	(223)	1991	7/1/2005	15 to 20 Years
Sonic Drive In	Calina, TX	(c)	411	199	-	-	411	199	610	(12)	2003	7/25/2016	13 to 20 Years
Sonic Drive In	Christiansburg, VA	(a)	966	168	-	-	966	168	1,134	(279)	1994	7/1/2005	15 to 20 Years
Sonic Drive In	Concord, NC	(a)	244	310	-	-	244	310	554	(46)	1993	9/17/2013	15 to 30 Years
Sonic Drive In	Concord, NC	(a)	855	348	-	-	855	348	1,203	(66)	2004	9/17/2013	15 to 30 Years
Sonic Drive In	Creedmoor, NC	(a)	451	367	-	-	451	367	818	(80)	2006	9/17/2013	15 to 30 Years
Sonic Drive In	D'Arbonne, MS	(a)	597	995	-	-	597	995	1,592	(106)	2005	7/14/2014	15 to 30 Years
Sonic Drive In	Elizabethton, TN	(a)	655	129	-	-	655	129	784	(226)	1993	7/1/2005	15 to 20 Years
Sonic Drive In	Flowood, MS	(a)	338	848	-	-	338	848	1,186	(84)	1994	7/31/2014	15 to 30 Years
Sonic Drive In	Gunter, TX	(c)	248	250	-	-	248	250	498	(10)	2004	7/25/2016	13 to 20 Years
Sonic Drive In	Harrisburg, NC	(a)	489	291	-	-	489	291	780	(80)	2004	9/17/2013	15 to 40 Years
Sonic Drive In	Hattiesburg, MS	(a)	845	995	-	-	845	995	1,840	(107)	2010	7/14/2014	15 to 30 Years
Sonic Drive In	Kannapolis, NC	(a)	244	291	-	-	244	291	535	(54)	2001	9/17/2013	15 to 30 Years
Sonic Drive In	Keene, TX	(c)	343	260	-	-	343	260	603	(11)	2005	7/25/2016	13 to 20 Years
Sonic Drive In	Kingsport, TN	(a)	592	200	-	-	592	200	792	(324)	1992	7/1/2005	15 to 20 Years
Sonic Drive In	Knoxville, TN	(a)	635	227	-	-	635	227	862	(288)	1995	7/1/2005	15 to 20 Years
Sonic Drive In	Knoxville, TN	(a)	547	230	-	-	547	230	777	(358)	1987	7/1/2005	10 to 15 Years
Sonic Drive In	Laurel, MS	(a)	543	754	-	-	543	754	1,297	(88)	1993	9/22/2014	15 to 20 Years
Sonic Drive In	Lavon, TX	(c)	404	212	-	-	404	212	616	(12)	2003	7/25/2016	13 to 20 Years
Sonic Drive In	Leonard, TX	(c)	323	465	-	-	323	465	788	(14)	2005	7/25/2016	13 to 20 Years
Sonic Drive In	Little Elm, TX	(c)	620	244	-	-	620	244	864	(14)	2001	7/25/2016	13 to 20 Years
Sonic Drive In	Maryville, TN	(a)	810	306	-	-	810	306	1,116	(270)	1993	7/1/2005	15 to 20 Years
Sonic Drive In	Melissa, TX	(c)	715	609	-	-	715	609	1,324	(19)	2004	7/25/2016	13 to 20 Years
Sonic Drive In	Orange, TX	(c)	541	320	-	-	541	320	876	(43)	2007	8/31/2015	15 to 30 Years
Sonic Drive In	Pilot Point, TX	(c)	448	436	-	-	448	436	882	(16)	2000	7/25/2016	13 to 30 Years
Sonic Drive In	Port Arthur, TX	(c)	188	256	-	-	188	256	444	(25)	1976	8/31/2015	15 to 20 Years
Sonic Drive In	Port Arthur, TX	(c)	384	266	-	-	384	266	650	(41)	2002	8/31/2015	15 to 20 Years
Sonic Drive In	Port Arthur, TX	(c)	403	344	-	-	403	344	747	(46)	2004	8/31/2015	15 to 20 Years
Sonic Drive In	Prosper, TX	(c)	990	435	-	-	990	435	1,425	(18)	2004	7/25/2016	13 to 30 Years
Sonic Drive In	Pulaski, VA	(a)	444	236	-	-	444	236	680	(295)	1994	7/1/2005	15 to 20 Years
Sonic Drive In	Radford, VA	(a)	499	248	-	-	499	248	747	(347)	1995	7/1/2005	15 to 20 Years
Sonic Drive In	Raleigh, NC	(a)	639	320	-	-	639	320	959	(77)	2008	9/17/2013	15 to 30 Years
Sonic Drive In	Rockwell, NC	(a)	385	385	-	-	385	385	770	(89)	2006	9/17/2013	15 to 30 Years
Sonic Drive In	Rolesville, NC	(a)	526	320	-	-	526	320	846	(73)	2007	9/17/2013	15 to 30 Years
Sonic Drive In	Salisbury, NC	(a)	357	338	-	-	357	338	695	(59)	2002	9/17/2013	15 to 30 Years
Sonic Drive In	Siler City, NC	(a)	686	385	-	-	686	385	1,071	(99)	2005	9/17/2013	15 to 30 Years
Sonic Drive In	South Hill, VA	(a)	564	320	-	-	564	320	884	(81)	2007	9/17/2013	15 to 30 Years
Sonic Drive In	St. Paul, TX	(a)	509	192	-	-	509	192	701	(13)	2003	7/25/2016	13 to 20 Years
Sonic Drive In	Wytheville, VA	(a)	446	172	-	-	446	172	618	(210)	1995	7/1/2005	15 to 20 Years
Sonic Drive In	Zebulon, NC	(a)	780	395	-	-	780	395	1,175	(92)	2006	9/17/2013	15 to 30 Years
Sony's BBQ	Gainesville, FL	(c)	1,489	1,241	-	-	1,489	1,241	2,730	-	2000	12/28/2016	6 to 40 Years
Sony's BBQ	Gainesville, FL	(c)	1,534	883	-	-	1,534	883	2,417	-	1984	12/28/2016	6 to 30 Years
Sony's BBQ	Orlando, FL	(c)	1,351	1,404	-	-	1,351	1,404	2,755	-	2002	12/28/2016	6 to 40 Years

Sonny's BBQ	Orlando, FL	(c)	1,484	1,415	-	-	1,484	1,415	2,899	-	1998	12/28/2016	6 to 40 Years
Sonny's BBQ	Orlando, FL	(c)	1,319	1,424	-	-	1,319	1,424	2,743	-	1997	12/28/2016	7 to 40 Years
Sonny's BBQ	Orlando, FL	(c)	1,499	1,449	-	-	1,499	1,449	2,948	-	2006	12/28/2016	7 to 40 Years
Sonny's BBQ	Sanford, FL	(c)	1,405	1,191	-	-	1,405	1,191	2,595	-	1987	12/28/2016	6 to 30 Years
South Carolina Oncology Associates	Columbia, SC	(b)	3,378	35,153	-	-	3,378	35,153	38,531	(2,760)	2003	12/31/2013	15 to 40 Years
Southern Theatres	Anderson, SC	(c)	5,248	6,437	-	-	5,248	6,437	11,685	(786)	2000	9/25/2014	15 to 30 Years
Southern Theatres	Microsville, NC	(c)	5,087	6,800	-	-	5,087	6,800	11,887	(637)	1999	9/25/2014	15 to 30 Years
Specialists in Urology (21st Century Oncology Holdings, Inc.)	Bonita Springs, FL	(a)	317	1,619	-	-	317	1,619	1,936	(217)	2003	8/30/2012	15 to 50 Years
Specialists in Urology (21st Century Oncology Holdings, Inc.)	Bonita Springs, FL	(a)	738	4,022	-	-	738	4,022	4,760	(520)	2006	8/30/2012	15 to 50 Years
Specialists in Urology (21st Century Oncology Holdings, Inc.)	Bonita Springs, FL	(a)	376	940	-	-	376	940	1,316	(147)	2006	8/30/2012	15 to 50 Years
Specialists in Urology (21st Century Oncology Holdings, Inc.)	Cape Coral, FL	(a)	545	1,716	-	-	545	1,716	2,261	(273)	2011	8/30/2012	15 to 50 Years
Specialists in Urology (21st Century Oncology Holdings, Inc.)	Fort Myers, FL	(a)	903	6,445	-	-	903	6,445	7,348	(799)	1989	8/30/2012	15 to 50 Years
Specialists in Urology (21st Century Oncology Holdings, Inc.)	Kennewick, WA	(c)	353	4,248	-	-	353	4,248	4,601	(104)	2011	3/31/2018	13 to 40 Years
Specialists in Urology (21st Century Oncology Holdings, Inc.)	Naples, FL	(a)	1,351	5,368	-	-	1,351	5,368	6,719	(663)	2002	8/30/2012	15 to 50 Years
Specialists in Urology (21st Century Oncology Holdings, Inc.)	Naples, FL	(a)	1,829	4,522	-	-	1,829	4,522	6,351	(668)	1978	8/30/2012	15 to 40 Years
Specialists in Urology (21st Century Oncology Holdings, Inc.)	Naples, FL	(a)	1,057	3,845	-	-	1,057	3,845	4,902	(489)	2012	10/31/2012	15 to 50 Years
Sportsman's Warehouse	Ankeny, IA	(b)	3,913	3,671	-	-	3,913	3,671	7,584	(730)	2003	10/15/2012	15 to 30 Years
Sportsman's Warehouse	Bead, OR	(a)	1,516	4,850	-	-	1,516	4,850	6,366	(484)	2000	8/15/2013	10 to 50 Years
Sportsman's Warehouse	Colorado Springs, CO	(c)	2,568	4,842	-	-	2,568	4,842	7,410	(73)	2005	8/31/2016	10 to 40 Years
Sportsman's Warehouse	Loveland, CO	(b)	2,329	4,750	-	-	2,329	4,750	7,079	(800)	2001	10/15/2012	15 to 30 Years
Sportsman's Warehouse	Mesa, AZ	(b)	2,040	5,696	-	-	2,040	5,696	7,736	(963)	2005	10/15/2012	15 to 30 Years
Sportsman's Warehouse	Midvale, UT	(b)	2,931	4,844	-	-	2,931	4,844	7,775	(842)	2002	10/15/2012	15 to 30 Years
Sportsman's Warehouse	Phoenix, AZ	(b)	2,096	5,338	-	-	2,096	5,338	7,436	(920)	2003	10/15/2012	15 to 30 Years
Sportsman's Warehouse	Soldotna, AK	(a)	1,177	2,245	-	-	1,177	2,245	3,422	(181)	1983	5/22/2014	15 to 40 Years
Sportsman's Warehouse	Thornton, CO	(b)	2,836	5,069	-	-	2,836	5,069	7,905	(948)	2003	10/15/2012	15 to 30 Years
Sportsman's Warehouse	Wilton, ND	(c)	2,190	4,132	-	-	2,190	4,132	6,322	(187)	2015	8/24/2015	15 to 30 Years
Spring East Buffet	Louis, AL	(a)	907	926	-	31	907	907	1,864	(71)	2003	8/25/2008	8 to 40 Years
Staples	Clarksville, IN	(c)	991	3,161	-	-	991	3,161	4,152	(307)	2006	7/17/2013	3 to 48 Years
Staples	Crossville, TN	(c)	668	2,705	-	-	668	2,705	3,373	(268)	2001	7/17/2013	3 to 48 Years
Staples	Greenville, SC	(b)	742	3,026	-	-	742	3,026	3,756	(269)	2006	7/17/2013	3 to 48 Years
Staples	Guntersville, AL	(c)	1,039	2,535	-	-	1,039	2,535	3,574	(268)	2001	7/17/2013	2 to 48 Years
Staples	Peru, IL	(c)	963	2,033	-	-	963	2,033	2,996	(252)	1998	7/17/2013	1 to 35 Years
Staples	Warsaw, IN	(b)	590	2,504	-	-	590	2,504	3,094	(280)	1998	7/17/2013	11 to 44 Years
Starbucks	Altus, OK	(a)	103	237	-	-	103	237	340	(50)	2007	7/17/2013	4 to 28 Years
Starbucks	Bowling Green, KY	(c)	756	205	-	-	756	205	961	(65)	2007	7/17/2013	4 to 28 Years
Starbucks	Chattanooga, TN	(c)	175	271	-	-	175	271	446	(59)	2007	7/17/2013	3 to 24 Years
Starbucks	Covington, TN	(c)	343	152	-	-	343	152	495	(68)	2007	7/17/2013	3 to 24 Years
Starbucks	Kingsport, TN	(c)	307	766	-	-	307	766	1,073	(113)	2007	7/17/2013	4 to 32 Years
Starbucks	Maryville, TN	(c)	421	380	-	-	421	380	801	(85)	2007	7/17/2013	4 to 28 Years
Starbucks	Memphis, TN	(c)	208	302	-	-	208	302	510	(65)	2007	7/17/2013	3 to 24 Years
Starbucks	Oklahoma City, OK	(a)	541	842	(398)	(614)	143	228	371	(61)	2007	7/17/2013	4 to 33 Years
Starbucks	Ponca City, OK	(c)	93	249	-	-	93	249	342	(52)	2007	7/17/2013	4 to 28 Years
Starbucks	Powell, TN	(c)	411	353	-	-	411	353	764	(82)	2007	7/17/2013	4 to 28 Years
Starbucks	Seymour, TN	(a)	365	440	-	-	365	440	805	(86)	2007	7/17/2013	6 to 27 Years
Starbucks	Stillwater, OK	(c)	218	1,262	-	-	218	1,262	1,480	(160)	2007	7/17/2013	4 to 32 Years
Stater Bros. Markets	Lancaster, CA	(b)	1,569	4,271	-	-	1,569	4,271	5,840	(961)	1983	12/17/2013	5 to 30 Years
Station Casinos	Las Vegas, NV	(b)	3,225	30,493	-	-	3,225	30,493	33,708	(2,505)	2007	7/17/2013	13 to 95 Years
Sunny Delight	Dayton, NJ	(c)	12,701	10,723	-	-	12,701	10,723	23,424	(118)	1975	10/27/2016	7 to 30 Years
Taco Bell	Anderson, IN	(a)	363	700	-	-	363	700	1,063	(163)	1989	7/17/2013	8 to 17 Years
Taco Bell	Bellefontaine, OH	(a)	388	778	(12)	-	376	778	1,154	(433)	1999	12/29/2006	15 to 30 Years
Taco Bell	Boone, NC	(a)	750	379	-	-	750	379	1,220	(213)	2006	12/29/2006	15 to 30 Years
Taco Bell	Brazil, IN	(a)	391	903	-	-	391	903	1,294	(142)	1996	7/17/2013	8 to 33 Years
Taco Bell	Chattanooga, TN	(a)	482	682	-	-	482	682	1,164	(327)	1997	6/25/2004	15 to 30 Years
Taco Bell	Chattanooga, TN	(a)	600	389	-	-	600	389	989	(176)	1995	9/29/2006	15 to 30 Years
Taco Bell	Cleveland, TN	(a)	501	459	-	-	501	459	960	(185)	2004	12/29/2006	15 to 40 Years
Taco Bell	Danville, IL	(a)	619	672	-	-	619	672	1,291	(349)	1995	12/29/2006	12 to 17 Years
Taco Bell	Dayton, OH	(a)	526	598	-	-	526	598	1,124	(359)	1982	1/8/2009	12 to 17 Years
Taco Bell	Greenville, TN	(a)	735	517	-	-	735	517	1,252	(104)	2010	3/29/2013	15 to 30 Years
Taco Bell	Henderson, KY	(a)	656	1,058	-	-	656	1,058	1,714	(135)	1992	7/17/2013	7 to 35 Years
Taco Bell	Martinsville, IN	(a)	940	1,128	-	-	940	1,128	2,056	(164)	1986	7/17/2013	4 to 35 Years
Taco Bell	Moultrie, GA	(a)	437	563	-	-	437	563	1,000	(105)	2012	3/29/2013	15 to 30 Years
Taco Bell	Mount Pleasant, MI	(a)	657	854	-	-	657	854	1,511	(343)	2010	2/13/2009	13 to 38 Years
Taco Bell	Princeton, IN	(a)	340	906	-	-	340	906	1,246	(262)	1992	7/17/2013	7 to 15 Years
Taco Bell	Red Bank, TN	(a)	610	557	-	-	610	557	1,167	(349)	1997	6/25/2004	15 to 30 Years
Taco Bell	Robinson, IL	(a)	250	1,021	-	-	250	1,021	1,271	(157)	1994	7/17/2013	7 to 33 Years
Taco Bell	Sedalia, MO	(a)	751	662	-	-	751	662	1,413	(352)	1983	12/29/2006	15 to 30 Years

Taco Bell	Springfield, MO	(a)	439	719	-	-	439	719	1,156	(336)	2004	12/29/2006	15 to 40 Years	
Taco Bell	Tipp City, OH	(a)	789	332	-	-	789	332	1,121	(252)	1991	12/29/2006	15 to 20 Years	
Taco Bell	Washington, IN	(a)	272	949	-	-	272	949	1,221	(151)	1995	7/17/2013	8 to 30 Years	
Taco Bell / RFC	Spencer, IN	(a)	136	1,040	-	-	136	1,040	1,175	(187)	1999	7/17/2013	8 to 22 Years	
Taco Bueno	Vincennes, IN	(a)	389	1,425	-	-	389	1,425	1,814	(207)	2000	7/17/2013	8 to 30 Years	
Taco Bueno	Abilene, TX	(c)	1,132	1,292	-	-	1,132	1,292	2,424	(31)	1979	6/30/2016	5 to 30 Years	
Taco Bueno	Abilene, TX	(c)	510	818	-	-	510	818	1,328	(20)	1977	6/30/2016	5 to 30 Years	
Taco Bueno	Arlington, TX	(c)	449	128	-	-	449	128	577	(10)	1978	6/30/2016	5 to 10 Years	
Taco Bueno	Arlington, TX	(c)	540	1,205	-	-	540	1,205	1,745	(26)	1981	6/30/2016	5 to 30 Years	
Taco Bueno	Bedford, TX	(c)	694	516	-	-	694	516	1,210	(19)	1977	6/30/2016	5 to 20 Years	
Taco Bueno	Broken Arrow, OK	(c)	849	1,020	-	-	849	1,020	1,899	(26)	1986	6/30/2016	5 to 30 Years	
Taco Bueno	Cedar Hill, TX	(a)	620	501	-	-	620	501	1,121	(274)	2005	12/29/2006	15 to 30 Years	
Taco Bueno	Claremore, OK	(c)	903	932	-	-	903	932	1,835	(23)	1985	6/30/2016	5 to 30 Years	
Taco Bueno	Dallas, TX	(c)	526	203	-	-	526	203	729	(14)	1987	6/30/2016	5 to 10 Years	
Taco Bueno	Denton, TX	(c)	693	884	-	-	693	884	1,577	(22)	1995	6/30/2016	5 to 30 Years	
Taco Bueno	Enid, OK	(c)	40	55	-	-	40	55	95	(5)	1985	6/30/2016	5 to 10 Years	
Taco Bueno	Eufess, TX	(c)	674	277	-	-	674	277	951	(14)	1979	6/30/2016	5 to 20 Years	
Taco Bueno	Forest Hill, TX	(c)	784	294	-	-	784	294	1,078	(17)	1999	6/30/2016	5 to 20 Years	
Taco Bueno	Fort Worth, TX	(c)	331	450	-	-	331	450	781	(15)	1977	6/30/2016	5 to 20 Years	
Taco Bueno	Fort Worth, TX	(c)	377	193	-	-	377	193	570	(13)	1978	6/30/2016	5 to 10 Years	
Taco Bueno	Fort Worth, TX	(c)	335	257	-	-	335	257	592	(12)	1985	6/30/2016	5 to 20 Years	
Taco Bueno	Fort Worth, TX	(c)	681	928	-	-	681	928	1,809	(24)	1999	6/30/2016	5 to 30 Years	
Taco Bueno	Garland, TX	(c)	532	442	-	-	532	442	974	(11)	1979	6/30/2016	5 to 30 Years	
Taco Bueno	Grapewine, TX	(c)	636	414	-	-	636	414	1,050	(14)	1979	6/30/2016	5 to 20 Years	
Taco Bueno	Grapewine, TX	(c)	755	677	-	-	755	677	1,432	(25)	1999	6/30/2016	5 to 20 Years	
Taco Bueno	Glenaville, TX	(c)	429	919	-	-	429	919	1,348	(19)	1985	6/30/2016	5 to 30 Years	
Taco Bueno	Haltom City, TX	(c)	689	804	-	-	689	804	1,433	(21)	1998	6/30/2016	5 to 30 Years	
Taco Bueno	Hurst, TX	(c)	555	66	-	-	555	66	571	(5)	1978	6/30/2016	5 to 10 Years	
Taco Bueno	Inring, TX	(c)	481	358	-	-	481	358	839	(13)	1978	6/30/2016	5 to 20 Years	
Taco Bueno	Lake Worth, TX	(c)	427	872	-	-	427	872	1,299	(19)	1983	6/30/2016	5 to 30 Years	
Taco Bueno	Mansfield, TX	(a)	472	760	-	-	472	760	1,232	(387)	1991	12/29/2006	15 to 30 Years	
Taco Bueno	McKinney, TX	(c)	1,289	467	-	-	1,289	467	1,756	(23)	2000	6/30/2016	5 to 20 Years	
Taco Bueno	Muskogee, OK	(c)	853	767	-	-	853	767	1,620	(20)	2000	1985	6/30/2016	5 to 30 Years
Taco Bueno	Oklahoma City, OK	(c)	474	516	-	-	474	516	990	(19)	1984	6/30/2016	5 to 20 Years	
Taco Bueno	Oklahoma City, OK	(c)	467	273	-	-	467	273	740	(17)	1986	6/30/2016	5 to 10 Years	
Taco Bueno	Oklahoma City, OK	(c)	375	605	-	-	375	605	980	(14)	1986	6/30/2016	5 to 30 Years	
Taco Bueno	Sapulpa, OK	(c)	855	1,030	-	-	855	1,030	1,885	(25)	1987	6/30/2016	5 to 30 Years	
Taco Bueno	Southlake, TX	(c)	30	58	-	-	30	58	88	(5)	1999	6/30/2016	9 to 10 Years	
Taco Bueno	Tulsa, OK	(c)	835	967	-	-	835	967	1,802	(21)	1978	6/30/2016	5 to 30 Years	
Taco Bueno	Tulsa, OK	(c)	760	381	-	-	760	381	1,141	(14)	1984	6/30/2016	5 to 20 Years	
Taco Bueno	Tulsa, OK	(c)	-	20	-	-	-	20	20	(1)	1982	6/30/2016	10 to 10 Years	
Taco Bueno	Yukon, OK	(a)	555	373	-	-	555	373	928	(236)	2003	7/1/2005	15 to 30 Years	
Tai Pan Trading	Salt Lake City, UT	(b)	4,955	18,250	(3,205)	(11,979)	1,750	6,271	8,021	(1,693)	1989	7/17/2013	3 to 40 Years	
Teri's Cafe Escondido	Broken Arrow, OK	(a)	1,636	1,620	-	-	1,636	1,620	3,256	(197)	2006	7/21/2014	14 to 30 Years	
Teri's Cafe Escondido	Tulsa, OK	(a)	1,465	1,728	-	-	1,465	1,728	3,193	(198)	2013	7/21/2014	14 to 30 Years	
Terra Munch Products	Hickory, NC	(c)	1,356	5,406	-	-	1,356	5,406	6,762	(427)	2006	5/11/2015	10 to 30 Years	
Texas Corral Grill & Saloon	Shelbyville, IN	(c)	549	752	-	-	549	752	1,301	(258)	2006	12/21/2007	15 to 30 Years	
Texas Roadhouse	Hiram, GA	(a)	1,255	1,766	-	-	1,255	1,766	3,021	(376)	2003	1/16/2015	9 to 15 Years	
Texas Roadhouse	Marietta, GA	(a)	1,221	1,533	-	-	1,221	1,533	2,754	(323)	2003	1/16/2015	9 to 15 Years	
Texas Roadhouse	Memphis, TN	(a)	817	1,637	-	-	817	1,637	2,454	(346)	2005	1/16/2015	9 to 15 Years	
The Atlanta Center for Foot & Ankle Surgery	Sandy Springs, GA	(a)	455	1,147	-	-	455	1,147	1,602	(165)	1983	4/17/2014	14 to 20 Years	
The Forge Bar and Grill	Lander, WY	(a)	57	1,010	-	-	57	1,010	1,087	(516)	1983	12/29/2006	15 to 20 Years	
The Great Escape	Algonquin, IL	(a)	4,171	5,613	-	-	4,171	5,613	9,784	(1,755)	2007	4/30/2009	13 to 38 Years	
The Great Escape	Aurora, IL	(a)	1,979	4,111	-	-	1,979	4,111	6,090	(1,510)	1989	4/30/2009	13 to 28 Years	
The Great Escape	Avon, OH	(a)	1,550	2,749	-	-	1,550	2,749	4,299	(896)	2007	4/30/2009	13 to 38 Years	
The Great Escape	Batavia, IL	(a)	1,857	3,441	-	-	1,857	3,441	5,296	(1,343)	2001	4/30/2009	13 to 28 Years	
The Great Escape	Davenport, IA	(a)	2,823	4,475	-	-	2,823	4,475	7,296	(1,550)	2007	4/30/2009	13 to 38 Years	
The Great Escape	Downers Grove, IL	(a)	1,772	2,227	-	-	1,772	2,227	3,999	(943)	1994	4/30/2009	13 to 28 Years	
The Great Escape	Gurnee, IL	(a)	767	1,632	-	-	767	1,632	2,399	(699)	1999	4/30/2009	13 to 28 Years	
The Great Escape	Joliet, IL	(a)	1,700	5,698	-	-	1,700	5,698	7,396	(1,653)	2004	4/30/2009	13 to 38 Years	
The Great Escape	Loves Park, IL	(a)	1,551	6,447	-	-	1,551	6,447	7,996	(1,797)	2004	4/30/2009	13 to 38 Years	
The Great Escape	Merrillville, IN	(a)	1,324	3,975	-	-	1,324	3,975	5,299	(1,569)	1986	4/30/2009	13 to 28 Years	
The Great Escape	Mundelein, IL	(a)	1,991	4,308	-	-	1,991	4,308	6,299	(1,646)	2002	4/30/2009	13 to 28 Years	
The Great Escape	Peoria, IL	(a)	2,497	4,401	-	-	2,497	4,401	6,898	(1,473)	2004	4/30/2009	13 to 38 Years	
The Great Escape	Schaumburg, IL	(a)	2,067	2,632	-	-	2,067	2,632	4,699	(1,047)	2002	4/30/2009	13 to 28 Years	
The Great Escape	Tinley Park, IL	(a)	1,108	2,091	-	-	1,108	2,091	3,199	(780)	1990	4/30/2009	13 to 28 Years	

Tire Warehouse	Portland, ME	(a)	650	566	-	-	650	566	1,216	(282)	1993	6/30/2009	13 to 28 Years
TJ Maxx	Staunton, VA	(c)	578	2,062	-	276	578	2,338	2,916	(550)	1988	7/17/2013	5 to 20 Years
Touchstone Imaging	Waco, TX	(a)	232	1,510	-	-	232	1,510	1,742	(106)	1992	6/20/2014	15 to 40 Years
Tractor Supply	Bay City, TX	(c)	1,192	3,250	-	-	1,192	3,250	4,442	(874)	1990	7/17/2013	3 to 20 Years
Tractor Supply	Arkney, IA	(c)	687	2,162	-	-	687	2,162	2,949	(289)	2006	7/17/2013	8 to 43 Years
Tractor Supply	Baldwinsville, NY	(b)	1,105	2,008	-	-	1,105	2,008	3,113	(407)	2005	7/17/2013	11 to 37 Years
Tractor Supply	Baytown, TX	(c)	1,440	1,712	-	-	1,440	1,712	3,150	(265)	2007	7/17/2013	9 to 39 Years
Tractor Supply	Carroll, OH	(c)	1,144	4,557	-	-	1,144	4,557	5,701	(851)	1976	7/17/2013	3 to 30 Years
Tractor Supply	Clivia, NM	(a)	1,704	1,342	-	-	1,704	1,342	3,046	(361)	2007	7/17/2013	9 to 33 Years
Tractor Supply	Crockett, TX	(c)	835	1,591	-	-	835	1,591	2,426	(315)	2006	7/17/2013	8 to 36 Years
Tractor Supply	Ellettsville, IN	(b)	894	1,872	-	-	894	1,872	2,766	(302)	2010	7/17/2013	11 to 47 Years
Tractor Supply	Fairview, TN	(b)	975	2,274	-	-	975	2,274	3,249	(318)	2007	7/17/2013	8 to 47 Years
Tractor Supply	Federicksburg, TX	(c)	1,194	1,636	-	-	1,194	1,636	2,830	(300)	2007	7/17/2013	8 to 42 Years
Tractor Supply	La Grange, KY	(b)	1,524	1,871	-	-	1,524	1,871	3,395	(278)	2006	7/17/2013	10 to 48 Years
Tractor Supply	La Grange, TX	(c)	822	1,953	-	-	822	1,953	2,775	(335)	2006	7/17/2013	8 to 40 Years
Tractor Supply	Livingston, TX	(c)	1,893	1,134	-	-	1,893	1,134	3,027	(315)	2006	7/17/2013	8 to 33 Years
Tractor Supply	Lowville, NY	(b)	791	1,659	-	-	791	1,659	2,450	(256)	2010	7/17/2013	12 to 42 Years
Tractor Supply	Malone, NY	(b)	793	1,677	-	-	793	1,677	2,470	(291)	2010	7/17/2013	11 to 42 Years
Tractor Supply	Marinette, WI	(c)	1,236	1,611	-	-	1,236	1,611	2,847	(307)	2006	7/17/2013	8 to 38 Years
Tractor Supply	M. Sterling, KY	(c)	1,785	1,051	-	-	1,785	1,051	2,836	(292)	2011	7/17/2013	10 to 41 Years
Tractor Supply	Navasota, TX	(c)	1,013	1,772	-	-	1,013	1,772	2,785	(333)	2006	7/17/2013	8 to 41 Years
Tractor Supply	New Braunfels, TX	(c)	1,257	1,778	-	-	1,257	1,778	3,035	(300)	2006	7/17/2013	7 to 38 Years
Tractor Supply	Parkeburg, WV	(c)	966	1,843	-	-	966	1,843	2,809	(318)	2005	7/17/2013	7 to 37 Years
Tractor Supply	Paw Paw, MI	(c)	1,517	1,619	-	-	1,517	1,619	3,136	(364)	2006	7/17/2013	8 to 33 Years
Tractor Supply	Prior Lake, MN	(c)	1,998	2,454	-	-	1,998	2,454	4,432	(499)	1991	7/17/2013	7 to 26 Years
Tractor Supply	Rockford, MN	(c)	1,298	2,852	-	-	1,298	2,852	3,953	(464)	2007	7/17/2013	9 to 43 Years
Tractor Supply	Rome, NY	(c)	1,326	1,110	-	-	1,326	1,110	2,436	(261)	2007	7/17/2013	9 to 48 Years
Tutor Time	Grand Rapids, MI	(c)	393	1,363	-	-	393	1,363	1,756	(107)	2001	3/20/2015	5 to 30 Years
Tutor Time	Pittsburgh, PA	(a)	457	693	-	-	457	693	1,150	(226)	1985	7/17/2013	5 to 15 Years
Twin Peaks	Little Rock, AR	(c)	886	-	-	-	886	-	886	-	(f)	6/26/2014	(f)
Twin Tiers Eye Care	Bath, NY	(c)	72	707	-	-	72	707	779	(45)	1970	4/30/2015	15 to 30 Years
Twin Tiers Eye Care	Binghamton, NY	(c)	328	2,214	-	-	328	2,214	2,542	(133)	1985	4/30/2015	15 to 30 Years
Twin Tiers Eye Care	Coming, NY	(c)	123	1,261	-	-	123	1,261	1,384	(78)	1999	4/30/2015	15 to 30 Years
Twin Tiers Eye Care	Elmira, NY	(c)	185	3,902	-	-	185	3,902	4,087	(230)	1985	4/30/2015	15 to 30 Years
Twin Tiers Eye Care	Endicott, NY	(c)	92	348	-	-	92	348	440	(27)	2001	4/30/2015	15 to 30 Years
Twin Tiers Eye Care	Watkins Glen, NY	(c)	113	318	-	-	113	318	431	(27)	2002	4/30/2015	15 to 30 Years
Uncle Ed's Oil Shoppe	Ann Arbor, MI	(a)	684	413	-	-	684	413	1,097	(67)	1989	6/23/2014	15 to 20 Years
Uncle Ed's Oil Shoppe	Battle Creek, MI	(a)	211	419	-	-	211	419	630	(64)	1981	6/23/2014	15 to 20 Years
Uncle Ed's Oil Shoppe	Battle Creek, MI	(a)	302	262	-	-	302	262	564	(44)	1987	6/23/2014	15 to 20 Years
Uncle Ed's Oil Shoppe	Battle Creek, MI	(a)	594	262	-	-	594	262	856	(76)	1986	6/23/2014	15 to 20 Years
Uncle Ed's Oil Shoppe	Bloomfield, MI	(a)	554	332	-	-	554	332	886	(58)	1987	6/23/2014	15 to 20 Years
Uncle Ed's Oil Shoppe	Chesterfield Township, MI	(a)	181	302	-	-	181	302	483	(51)	1990	6/23/2014	15 to 20 Years
Uncle Ed's Oil Shoppe	Clawson, MI	(a)	262	242	-	-	262	242	504	(40)	1984	6/23/2014	15 to 20 Years
Uncle Ed's Oil Shoppe	Clinton Township, MI	(a)	141	282	-	-	141	282	423	(45)	1987	6/23/2014	15 to 20 Years
Uncle Ed's Oil Shoppe	Farmington Hills, MI	(a)	362	282	-	-	362	282	664	(52)	1987	6/23/2014	15 to 20 Years
Uncle Ed's Oil Shoppe	Kalamazoo, MI	(a)	201	362	-	-	201	362	563	(55)	1987	6/23/2014	15 to 20 Years
Uncle Ed's Oil Shoppe	Kalamazoo, MI	(a)	312	262	-	-	312	262	574	(44)	1984	6/23/2014	15 to 20 Years
Uncle Ed's Oil Shoppe	Kalamazoo, MI	(a)	60	211	-	-	60	211	271	(31)	1985	6/23/2014	15 to 20 Years
Uncle Ed's Oil Shoppe	Kalamazoo, MI	(a)	171	332	-	-	171	332	503	(58)	1979	6/23/2014	15 to 20 Years
Uncle Ed's Oil Shoppe	Kalamazoo, MI	(a)	352	262	-	-	352	262	614	(53)	1987	6/23/2014	15 to 20 Years
Uncle Ed's Oil Shoppe	Kalamazoo, MI	(a)	503	342	-	-	503	342	845	(93)	1989	6/23/2014	15 to 20 Years
Uncle Ed's Oil Shoppe	Kalamazoo, MI	(a)	247	333	-	-	247	333	580	(49)	1982	7/30/2014	15 to 20 Years
Uncle Ed's Oil Shoppe	Kalamazoo, MI	(a)	141	141	-	-	141	141	282	(28)	1959	6/23/2014	15 to 20 Years
Uncle Ed's Oil Shoppe	Livonia, MI	(a)	252	262	-	-	252	262	514	(44)	1986	6/23/2014	15 to 20 Years
Uncle Ed's Oil Shoppe	Macomb Township, MI	(a)	181	262	-	-	181	262	443	(43)	1986	6/23/2014	15 to 20 Years
Uncle Ed's Oil Shoppe	Madison Heights, MI	(a)	352	493	-	-	352	493	845	(78)	1984	6/23/2014	15 to 20 Years
Uncle Ed's Oil Shoppe	Portage, MI	(a)	423	262	-	-	423	262	685	(46)	1985	6/23/2014	15 to 20 Years
Uncle Ed's Oil Shoppe	Shelby Township, MI	(a)	387	355	-	-	387	355	742	(50)	1989	7/30/2014	15 to 20 Years
Uncle Ed's Oil Shoppe	St Clair Shores, MI	(a)	242	272	-	-	242	272	514	(46)	1985	6/23/2014	15 to 20 Years
Uncle Ed's Oil Shoppe	Troy, MI	(a)	392	392	-	-	392	392	714	(61)	1984	6/23/2014	15 to 20 Years
Uncle Ed's Oil Shoppe	Troy, MI	(a)	281	267	-	-	281	267	548	(26)	1989	12/3/2014	15 to 30 Years
Uncle Ed's Oil Shoppe	Warren, MI	(a)	409	344	-	-	409	344	753	(54)	1985	7/30/2014	15 to 20 Years
Uncle Ed's Oil Shoppe	Waterford, MI	(a)	292	362	-	-	292	362	654	(62)	1989	6/23/2014	15 to 20 Years
Uncle Ed's Oil Shoppe	Ypsilanti, MI	(a)	1,107	745	-	-	1,107	745	1,852	(109)	1999	6/23/2014	15 to 30 Years
United Supermarkets	Abiene, TX	(c)	1,586	2,230	-	-	1,586	2,230	3,816	(549)	1979	3/27/2013	6 to 20 Years
United Supermarkets	Amarillo, TX	(c)	3,559	4,575	-	-	3,559	4,575	8,134	(1,245)	1999	5/23/2005	14 to 40 Years

United Supermarkets	Amarillo, TX	(c)	1,828	1,292	-	-	1,828	1,292	3,120	(482)	1988	5/23/2005	9 to 30 Years
United Supermarkets	Amarillo, TX	(c)	1,573	1,586	-	-	1,573	1,586	3,159	(589)	1989	5/23/2005	9 to 30 Years
United Supermarkets	Amarillo, TX	(a)	1,574	1,389	-	-	1,574	1,389	2,953	(516)	1989	5/23/2005	9 to 30 Years
United Supermarkets	Burkburnett, TX	(a)	2,030	2,706	-	-	2,030	2,706	4,735	(781)	1997	5/23/2005	11 to 40 Years
United Supermarkets	Childress, TX	(c)	747	804	-	-	747	804	1,681	(296)	1997	5/23/2005	7 to 40 Years
United Supermarkets	Loveland, TX	(c)	1,651	2,158	-	-	1,651	2,158	3,809	(823)	1997	5/23/2005	11 to 40 Years
United Supermarkets	Lubbock, TX	(a)	1,782	2,055	-	-	1,782	2,055	3,837	(593)	1997	5/23/2005	11 to 40 Years
United Supermarkets	Muleshoe, TX	(b)	471	1,770	-	-	471	1,770	2,241	(328)	1999	8/29/2011	15 to 40 Years
United Supermarkets	Permyth, TX	(a)	1,029	597	-	-	1,029	597	1,626	(212)	1997	5/23/2005	7 to 40 Years
United Supermarkets	Plainview, TX	(c)	620	5,415	-	-	620	5,415	6,035	(1,352)	2000	8/25/2005	14 to 40 Years
United Supermarkets	Snyder, TX	(c)	2,062	2,963	-	-	2,062	2,963	5,025	(809)	1999	5/23/2005	14 to 40 Years
United Supermarkets	Vernon, TX	(a)	1,791	2,550	-	-	1,791	2,550	4,341	(736)	1997	5/23/2005	11 to 40 Years
United Supermarkets	Wichita Falls, TX	(c)	-	6,259	-	-	-	6,259	6,259	(3,116)	1997	5/23/2005	13 to 20 Years
Unly Point Clinic	Owasso, IA	(c)	226	681	-	-	226	681	907	(82)	1995	8/18/2014	5 to 30 Years
Universal Tax Systems	Kennesaw, GA	(c)	3,560	23,583	-	-	3,560	23,583	27,143	(2,287)	1996	7/17/2013	8 to 40 Years
Valley Surgical Center	Stouenville, OH	(c)	363	3,726	-	-	363	3,726	4,089	(264)	2009	8/18/2014	14 to 40 Years
VASA Fitness	Staylorville, UT	(c)	1,496	3,593	-	-	1,496	3,593	5,089	(227)	1988	11/20/2015	12 to 20 Years
Veloc Indoor Speedway	Knoville, TN	(c)	1,509	2,016	188	3,021	1,697	5,037	6,734	(107)	1987	12/10/2015	40 to 60 Years
Walgreens	Collerville, TN	(c)	2,217	14,205	-	8	2,217	14,213	16,430	(1,669)	2002	7/17/2013	3 to 45 Years
Walgreens	Albany, GA	(c)	961	3,314	-	-	961	3,314	4,275	(342)	2008	7/17/2013	12 to 43 Years
Walgreens	Austin, MN	(c)	485	3,606	-	-	485	3,606	4,091	(369)	2004	7/17/2013	11 to 42 Years
Walgreens	Batesville, MS	(b)	421	3,932	-	-	421	3,932	4,353	(371)	2007	7/17/2013	10 to 42 Years
Walgreens	Brentwood, TN	(c)	2,933	2,584	-	-	2,933	2,584	5,517	(507)	2006	7/17/2013	11 to 38 Years
Walgreens	Bridgeport, OH	(c)	1,015	3,769	-	-	1,015	3,769	4,784	(389)	1999	7/17/2013	5 to 40 Years
Walgreens	Bryan, TX	(c)	1,049	5,633	-	-	1,049	5,633	6,682	(544)	2001	7/17/2013	6 to 40 Years
Walgreens	Carnton, IL	(c)	703	4,068	-	-	703	4,068	4,801	(414)	2006	7/17/2013	12 to 43 Years
Walgreens	Chicopee, OH	(b)	1,527	4,307	-	-	1,527	4,307	5,834	(442)	2000	7/17/2013	7 to 40 Years
Walgreens	Columbia, MO	(b)	1,047	5,242	-	-	1,047	5,242	6,289	(466)	2002	7/17/2013	9 to 40 Years
Walgreens	Columbus, MS	(b)	799	3,475	-	-	799	3,475	4,244	(343)	2004	7/17/2013	11 to 41 Years
Walgreens	Crossville, TN	(b)	1,890	3,680	-	-	1,890	3,680	5,570	(385)	2001	7/17/2013	7 to 41 Years
Walgreens	Dallas, TX	(c)	735	3,328	-	-	735	3,328	4,063	(342)	1996	7/17/2013	3 to 40 Years
Walgreens	DeSoto, TX	(b)	1,007	2,313	-	-	1,007	2,313	3,320	(280)	1997	7/17/2013	5 to 40 Years
Walgreens	Elmira, NY	(c)	1,066	4,230	-	-	1,066	4,230	5,296	(435)	2007	7/17/2013	12 to 43 Years
Walgreens	Evansville, IN	(b)	1,249	3,924	-	-	1,249	3,924	5,173	(609)	2007	7/17/2013	12 to 44 Years
Walgreens	Fort Worth, TX	(b)	1,601	1,894	-	-	1,601	1,894	3,495	(246)	1999	7/17/2013	6 to 39 Years
Walgreens	Gainesville, FL	(c)	922	2,705	-	-	922	2,705	3,627	(295)	1998	7/17/2013	4 to 40 Years
Walgreens	Harriman, TN	(c)	1,951	3,250	-	-	1,951	3,250	5,201	(368)	2007	7/17/2013	12 to 43 Years
Walgreens	Houston, TX	(c)	1,079	3,582	-	-	1,079	3,582	4,661	(360)	2001	7/17/2013	6 to 40 Years
Walgreens	Jacksonville, FL	(b)	521	4,365	-	-	521	4,365	4,886	(434)	2000	7/17/2013	7 to 40 Years
Walgreens	Kansas City, MO	(c)	634	4,341	-	-	634	4,341	4,975	(442)	1997	7/17/2013	4 to 43 Years
Walgreens	Kansas City, MO	(c)	532	3,549	-	-	532	3,549	4,081	(398)	1998	7/17/2013	4 to 39 Years
Walgreens	Kansas City, MO	(c)	862	4,367	-	-	862	4,367	5,229	(441)	2000	7/17/2013	6 to 42 Years
Walgreens	Kansas City, MO	(c)	518	4,234	-	-	518	4,234	4,752	(429)	1999	7/17/2013	6 to 43 Years
Walgreens	Knoville, TN	(c)	2,107	3,334	-	-	2,107	3,334	5,441	(390)	2000	7/17/2013	6 to 40 Years
Walgreens	LaMarque, TX	(b)	464	3,139	-	-	464	3,139	3,603	(361)	2000	7/17/2013	7 to 40 Years
Walgreens	Madera, OH	(c)	951	3,978	-	-	951	3,978	4,929	(391)	1998	7/17/2013	5 to 44 Years
Walgreens	Memphis, TN	(c)	961	5,369	-	-	961	5,369	6,360	(510)	2002	7/17/2013	12 to 43 Years
Walgreens	Mobile, AL	(c)	586	4,389	-	-	586	4,389	4,975	(389)	2007	7/17/2013	13 to 44 Years
Walgreens	Mount Pleasant, TX	(c)	1,192	4,578	-	-	1,192	4,578	5,770	(485)	2008	7/17/2013	14 to 43 Years
Walgreens	Newton, IA	(b)	365	4,475	-	-	365	4,475	4,840	(428)	2001	7/17/2013	7 to 44 Years
Walgreens	Olivette, MO	(b)	1,816	5,917	-	-	1,816	5,917	7,733	(625)	2001	7/17/2013	11 to 42 Years
Walgreens	Onieda, TN	(c)	1,866	3,334	-	-	1,866	3,334	5,200	(369)	2007	7/17/2013	13 to 43 Years
Walgreens	Parkville, MO	(c)	1,854	2,568	-	-	1,854	2,568	4,422	(341)	2006	7/17/2013	11 to 38 Years
Walgreens	Richmond Hills, GA	(c)	688	4,081	-	-	688	4,081	4,769	(606)	2009	7/17/2013	13 to 44 Years
Walgreens	Rome, NY	(c)	1,135	3,104	-	-	1,135	3,104	4,239	(321)	2007	7/17/2013	13 to 43 Years
Walgreens	Saginaw, MI	(a)	1,064	3,906	-	-	1,064	3,906	4,970	(607)	2000	7/17/2013	7 to 41 Years
Walgreens	San Antonio, TX	(c)	841	3,909	-	-	841	3,909	4,750	(382)	2004	7/17/2013	14 to 40 Years
Walgreens	Seattle, WA	(b)	2,589	4,245	-	-	2,589	4,245	6,834	(432)	2002	7/17/2013	9 to 40 Years
Walgreens	Shreveport, LA	(c)	1,481	3,605	-	-	1,481	3,605	5,066	(400)	1999	7/17/2013	6 to 40 Years
Walgreens	Topeka, KS	(c)	912	2,681	-	-	912	2,681	3,593	(327)	1999	7/17/2013	6 to 38 Years
Walgreens	Tulsa, OK	(c)	741	3,179	-	-	741	3,179	3,920	(339)	1994	7/17/2013	1 to 35 Years
Walgreens	Waco, TX	(c)	858	3,455	-	-	858	3,455	4,313	(401)	1998	7/17/2013	5 to 35 Years
Wal-Mart	Berger, TX	(c)	907	3,243	(724)	(2,027)	183	1,216	1,390	-	1991	7/17/2013	3 to 25 Years
Wal-Mart	Denver, CO	(c)	7,839	9,299	-	-	7,839	9,299	17,136	(2,756)	1991	7/17/2013	5 to 17 Years
Wal-Mart	New London, WI	(c)	1,008	2,094	-	-	1,008	2,094	3,102	(711)	1991	7/17/2013	3 to 18 Years
Wal-Mart	Spencer, IN	(c)	971	2,483	-	-	971	2,483	3,454	(572)	1987	7/17/2013	4 to 22 Years

Wendy's	Forsyth, GA	(a)	495	1,007	-	-	495	1,007	1,502	(423)	1984	1/12/2006	15 to 30 Years
Wendy's	Greenville, TX	(a)	223	304	-	-	223	304	527	(170)	1985	12/29/2005	15 to 20 Years
Wendy's	Madison, GA	(a)	892	739	-	-	892	739	1,631	(329)	1989	1/12/2008	15 to 40 Years
Wendy's	Pinellas, LA	(a)	558	1,044	-	-	558	1,044	1,602	(442)	1995	6/25/2004	11 to 30 Years
Wheco Grocery	Elizabet, CA	(c)	3,108	12,817	-	-	3,108	12,817	15,925	(1,380)	1960	7/17/2013	3 to 40 Years
Yard House	Cincinnati, OH	(a)	1,614	4,134	-	-	1,614	4,134	5,748	(378)	2013	1/15/2014	9 to 40 Years
Zarby's	College Park, GA	(c)	839	1,439	-	-	839	1,439	2,278	(91)	2007	7/12/2015	15 to 30 Years
Zarby's	Jonesboro, GA	(c)	680	1,736	-	-	680	1,736	2,416	(102)	2006	7/12/2015	15 to 30 Years
Zarby's	Riverside, GA	(c)	742	1,789	-	-	742	1,789	2,531	(91)	2010	9/17/2015	15 to 30 Years
Zps Car Wash	Arlington, TN	(c)	868	1,487	-	-	868	1,487	2,355	(83)	2010	9/30/2015	15 to 30 Years
Zps Car Wash	Edmond, OK	(c)	644	1,896	-	-	644	1,896	2,540	(93)	2005	9/30/2015	15 to 30 Years
Zps Car Wash	Oklahoma City, OK	(c)	545	1,995	-	-	545	1,995	2,540	(97)	2005	9/30/2015	15 to 30 Years
Zps Car Wash	Oklahoma City, OK	(c)	1,004	1,933	-	-	1,004	1,933	2,937	(106)	2005	9/30/2015	15 to 30 Years
Zps Car Wash	Shenwood, AR	(c)	1,128	1,388	-	-	1,128	1,388	2,516	(91)	2010	9/30/2015	15 to 30 Years
Zps Car Wash	Siloam Springs, AR	(c)	991	1,884	-	-	991	1,884	2,875	(101)	2005	9/30/2015	15 to 30 Years
Zps Car Wash	Springdale, AR	(c)	521	2,032	-	-	521	2,032	2,553	(100)	2005	9/30/2015	15 to 30 Years
Zps Car Wash	Texasark, TX	(c)	483	1,400	-	-	483	1,400	1,883	(70)	2010	9/30/2015	15 to 30 Years
Vacant	Flagstaff, AZ	(c)	1,474	1,321	(175)	257	1,299	1,578	2,877	-	2001	11/2/2015	15 to 30 Years
Vacant	Hodgenville, KY	(c)	709	838	(370)	(527)	339	311	650	-	1999	5/31/2006	15 to 30 Years
Vacant	Albany, GA	(a)	1,073	1,719	(505)	(838)	568	861	1,449	-	2003	7/17/2013	12 to 33 Years
Vacant	Dawsonville, GA	(a)	925	828	(187)	(216)	738	612	1,350	-	2005	7/17/2013	7 to 27 Years
Vacant	Hiram, GA	(a)	813	716	-	-	813	716	1,529	(194)	1999	7/17/2013	6 to 21 Years
Vacant	Johnstown, PA	(a)	865	938	-	-	865	938	1,603	(324)	1988	7/17/2013	8 to 20 Years
Vacant	Tupelo, MS	(a)	1,131	1,175	(371)	(435)	760	740	1,500	-	1995	7/17/2013	7 to 26 Years
Vacant	Port Angeles, WA	(c)	2,227	7,361	-	-	2,227	7,361	9,588	(649)	1995	2/17/2015	15 to 30 Years
Vacant	Silverdale, WA	(c)	3,302	5,948	-	-	3,302	5,948	9,250	(304)	1999	3/6/2015	15 to 40 Years
Vacant	Scottsdale, PA	(b)	607	11,028	(203)	(2,239)	424	8,769	9,173	(5,123)	1959	12/28/2008	14 to 20 Years
Vacant	Houston, TX	(c)	2,060	1,248	-	-	2,060	1,248	3,308	(47)	1995	7/17/2013	40 to 40 Years
Vacant	Cross Plains, WI	(c)	1,118	1,479	(271)	(338)	847	1,141	1,888	-	1988	7/17/2013	1 to 22 Years
Vacant	East Aurora, NY	(a)	424	584	(129)	(329)	295	255	550	-	1982	11/10/2005	15 to 20 Years
Vacant	Columbia, SC	(c)	1,061	1,073	(428)	(462)	633	611	1,244	-	1997	7/17/2013	11 to 42 Years
Vacant	Amherst, NY	(b)	1,868	7,503	(1,099)	(4,385)	799	3,118	3,917	(736)	1993	7/17/2013	2 to 40 Years
Vacant	Edon, OH	(c)	642	2,649	(268)	(1,663)	374	986	1,350	-	1953	2/21/2007	14 to 20 Years
Vacant	Lufkin, TX	(a)	927	790	(448)	(474)	479	316	795	-	1970	2/26/2007	14 to 20 Years
Vacant	Shreveport, LA	(a)	799	964	(446)	(727)	313	237	550	-	1964	2/26/2007	14 to 20 Years
Vacant	Wichita Falls, TX	(a)	851	1,077	(271)	(317)	580	780	1,340	(839)	1976	2/26/2007	14 to 20 Years
Vacant	Rockford, IL	(c)	1,407	3,708	(966)	(2,399)	441	1,309	1,750	-	1994	7/17/2013	2 to 33 Years
Vacant	Great Falls, MT	(a)	1,486	3,856	(387)	(1,447)	1,099	2,409	3,508	-	2004	7/12/2005	13 to 40 Years
Vacant	Roswell, NM	(a)	1,002	3,177	-	-	1,002	3,177	4,179	(849)	2004	7/12/2005	14 to 50 Years
Vacant	Alpena, MI	(a)	236	2,051	(186)	(1,751)	50	300	350	-	1936	3/17/2006	13 to 20 Years
Vacant	Houston, TX	(c)	2,421	15,723	(1,504)	(10,089)	917	5,634	6,551	-	1983	7/17/2013	2 to 35 Years
Vacant	Manchester Center, VT	(a)	1,198	4,688	(911)	(3,475)	287	1,213	1,500	-	1935	12/7/2005	14 to 40 Years
Vacant	Warrensburg, MO	(c)	651	2,261	(460)	(1,571)	191	690	881	-	2001	7/17/2013	3 to 38 Years
Vacant	Archbold, OH	(c)	631	1,229	(216)	(567)	415	662	1,077	-	2000	5/31/2006	15 to 30 Years
Vacant	Bloomfield, IN	(c)	609	940	(204)	(425)	435	515	950	-	1999	5/31/2006	15 to 30 Years
Vacant	Estherville, IA	(c)	630	463	(273)	(301)	357	162	519	-	1976	5/31/2006	15 to 20 Years
Vacant	Morgantown, OH	(c)	557	1,120	(146)	(464)	411	666	1,077	-	2000	5/31/2006	15 to 30 Years
Vacant	Osoyoos, IA	(c)	322	422	-	-	322	422	744	(254)	1978	5/31/2006	15 to 20 Years
Vacant	Washington, IA	(c)	719	865	(181)	(479)	538	386	924	-	1973	5/31/2006	15 to 20 Years
Vacant	Angola, IN	(c)	431	2,488	(301)	(1,568)	130	820	950	-	2000	7/17/2013	1 to 44 Years
Vacant	Moraine, OH	(c)	781	2,649	(533)	(1,797)	248	852	1,100	-	2006	7/17/2013	2 to 43 Years
Vacant	Washington, IL	(c)	1,195	1,441	(391)	(517)	804	924	1,728	-	1989	7/17/2013	2 to 10 Years
Vacant	Nashville, AR	(c)	519	697	(153)	(255)	366	442	808	-	1995	3/31/2014	1 to 20 Years
			\$ 2,730,491	\$ 4,784,889	\$ (20,481)	\$ (9,668)	\$ 2,704,010	\$ 4,775,221	\$ 7,479,231	\$ (940,000)			

