

SECURITIES AND EXCHANGE COMMISSION

FORM 425

Filing under Securities Act Rule 425 of certain prospectuses and communications in connection with business combination transactions

Filing Date: **2013-01-09**
SEC Accession No. [0001193125-13-007549](#)

(HTML Version on secdatabase.com)

SUBJECT COMPANY

JEFFERIES GROUP INC /DE/

CIK:[1084580](#) | IRS No.: [954719745](#) | State of Incorporation: **DE** | Fiscal Year End: **1130**
Type: **425** | Act: **34** | File No.: [001-14947](#) | Film No.: [13519489](#)
SIC: **6211** Security brokers, dealers & flotation companies

Mailing Address
520 MADISON AVENUE
12TH FLOOR
NEW YORK NY 10022

Business Address
520 MADISON AVENUE
12TH FLOOR
NEW YORK NY 10022
212-284-2550

FILED BY

JEFFERIES GROUP INC /DE/

CIK:[1084580](#) | IRS No.: [954719745](#) | State of Incorporation: **DE** | Fiscal Year End: **1130**
Type: **425**
SIC: **6211** Security brokers, dealers & flotation companies

Mailing Address
520 MADISON AVENUE
12TH FLOOR
NEW YORK NY 10022

Business Address
520 MADISON AVENUE
12TH FLOOR
NEW YORK NY 10022
212-284-2550

**Filed by Jefferies Group, Inc. pursuant to Rule 425 under the
Securities Act of 1933 and deemed filed pursuant
to Rule 14a-12 under the Securities Exchange Act of 1934
Subject Company: Jefferies Group, Inc.
(Commission File No. 001-14947)**

January 2013

Jefferies & Company, Inc.
Member SIPC

Jefferies

Note on Forward Looking Statements

This document contains “forward looking statements” within the meaning of the safe harbor provisions of Section 27A of the Securities Act of 1933 and Section 21E of the Securities Exchange Act of 1934. Forward looking statements include statements about Jefferies’ and Leucadia’ s future and statements that are not historical facts. These forward looking statements are usually preceded by the words “expect,” “intend,” “may,” “will,” or similar expressions. All information and estimates relating to the merger of Leucadia and Jefferies and the combination of our businesses constitute forward looking statements. Forward looking statements may contain expectations regarding post-merger activities, financial strength, operations, synergies, and other results, and may include statements of future performance, plans, and objectives. Forward looking statements also include (i) statements pertaining to our strategies for the future development of our businesses, (ii) the spin-out of Leucadia’ s Crimson Wine Group, and (iii) Jefferies’ intention to remain subject to the filing requirements under the Securities Exchange Act of 1934. Forward looking statements represent only our belief regarding future events, many of which by their nature are inherently uncertain or subject to change. It is possible that the actual results may differ, possibly materially, from the anticipated results indicated in these forward-looking statements. Information regarding important factors that could cause actual results to differ, perhaps materially, from those in our forward looking statements is contained in reports we file and will file with the SEC. You should read and interpret any forward looking statement together with such reports.

Important Information for Investors and Shareholders

Leucadia National Corporation (Leucadia) has filed with the SEC a Registration Statement on Form S-4 in connection with the proposed transaction, and Leucadia and Jefferies Group, Inc. (Jefferies) will mail to their respective shareholders a Joint Proxy/Prospectus in connection with the proposed transaction. THE REGISTRATION STATEMENT AND THE JOINT PROXY/PROSPECTUS WILL CONTAIN IMPORTANT INFORMATION ABOUT LEUCADIA, JEFFERIES, THE PROPOSED TRANSACTION AND RELATED MATTERS. INVESTORS AND SECURITY HOLDERS ARE URGED TO READ THE REGISTRATION STATEMENT AND THE JOINT PROXY/PROSPECTUS CAREFULLY WHEN THEY BECOME AVAILABLE. Investors and security holders will be able to obtain free copies of the Registration Statement and the Joint Proxy/Prospectus and other documents filed with the SEC by Leucadia and Jefferies through the web site maintained by the SEC at www.sec.gov. In addition, investors and security holders will be able to obtain free copies of the Registration Statement and the Joint Proxy/Prospectus by phone, e-mail or written request by contacting the investor relations department of Jefferies and Leucadia at the following:

Jefferies
520 Madison Avenue, New York, NY 10022
Attn: Investor Relations
203-708-5975
info@jefferies.com

Leucadia
315 Park Avenue South, New York, NY 10010
Attn: Investor Relations
212-460-1900

Participants in the Solicitation

Leucadia and Jefferies, and their respective directors and executive officers, may be deemed to be participants in the solicitation of proxies in respect of the proposed transactions contemplated by the merger agreement. Information regarding Leucadia's directors and executive officers is contained in Leucadia's proxy statement dated April 13, 2012, which has been filed with the SEC. Information regarding Jefferies' directors and executive officers is contained in Jefferies' proxy statement dated March 28, 2012, which has been filed with the SEC. A more complete description will be available in the Registration Statement and the Joint Proxy/Prospectus.

The issuer has filed a registration statement (including a prospectus) with the SEC for the offering to which this communication relates. Before you invest, you should read the prospectus in that registration statement and other documents the issuer has filed with the SEC for more complete information about the issuer and this offering. You may get these documents for free by visiting EDGAR on the SEC Web site at www.sec.gov. Alternatively, the issuer, any underwriter or dealer participating in the offering will arrange to send you the prospectus if you request it by calling Jefferies & Company, Inc. at (201) 761-7610.

Note on Financial Presentation and Assumptions

This document contains financial information of Leucadia and Jefferies on a combined basis. The presentation makes certain stated assumptions including (i) the spin-out of Leucadia's Crimson Wine Group, (ii) the assumptions made pertaining to the financial reporting of the redemption of the Fortescue note and Pershing Square interest held by Leucadia and Leucadia's sale of Keen Energy, and (iii) the increase in Jefferies' book value calculated using the exchange ratio in the proposed transaction. These as well as other assumptions are made for presentation purposes only and may differ materially from actual results.

The presentation of combined information does not conform to or apply all of the requirements of acquisition method of accounting under FASB Accounting Standards Codification (ASC) 805, Business Combinations. Under the acquisition method of accounting, the acquirer recognizes, separately from goodwill, any identifiable assets acquired, including intangible assets, liabilities assumed and any noncontrolling interests in the acquiree at their fair values. To the extent the acquisition consideration exceeds or is less than the net fair value of the identifiable assets acquired and liabilities assumed, goodwill or a bargain purchase gain, respectively, is recognized.

The financial information concerning the proposed combined company presented herein will be superseded by financial information to be contained in Leucadia's Registration Statement and Leucadia's and Jefferies' Joint Proxy/Prospectus.

Additionally, Jefferies' 4Q 2012 and fiscal year end 2012 financial information is unaudited and subject to change in connection with year end procedures and audit.

Table of Contents

| | |
|----------------------|----|
| Executive Summary | 1 |
| Leucadia - Jefferies | 6 |
| Jefferies Overview | 10 |
| Appendix | 24 |

Jefferies - A Global Investment Banking Firm

Full-Service Capital Markets Platform: expertise and depth across equities, fixed income, commodities and investment banking

Client-Focused: providing investor and issuer clients with the highest quality advice and execution

Global Footprint: sales & trading and investment banking presence across the United States, Europe and Asia

Strong, Stable Foundation: robust long-term capital base, comparatively low leverage and free from dependence upon government support

Positioned to Seize Market Share: having broadened our product offering and hired additional key talent during the downturn, Jefferies is growing rapidly

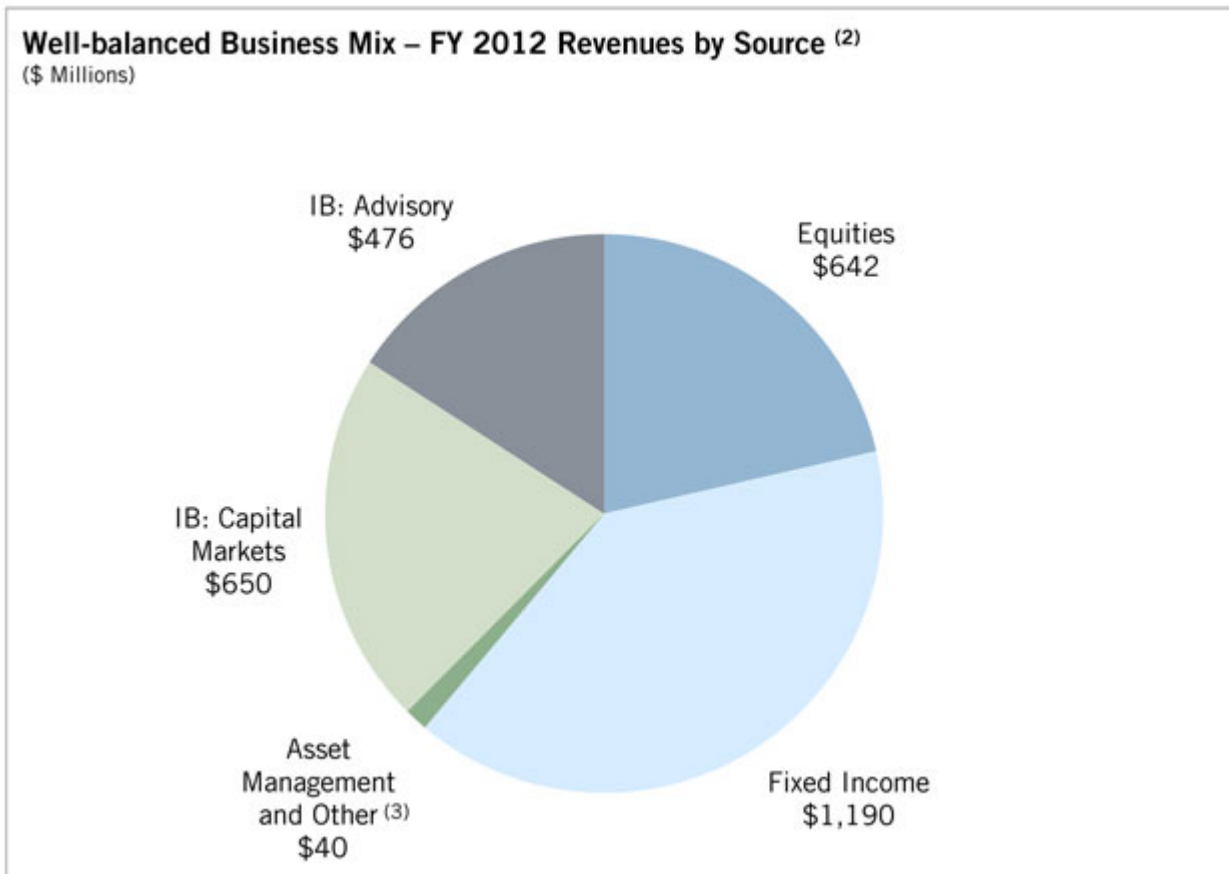
Jefferies - FY 2012 Earnings Update

Jefferies has just recorded a very strong fiscal year ⁽¹⁾:

Record adjusted net revenues: \$2,990 million (versus FY 2011 \$2,476 million)

Adjusted pre-tax earnings: \$523 million (versus FY 2011 \$366 million)

Adjusted net earnings: \$302 million (versus FY 2011 \$232 million)



- (1) The selected financial information for the year ended November 30, 2012 and 2011 excluding the effects of purchases and sales of our debt in November and December 2011, certain items identified and recognized in connection with the acquisition of Hoare Govett from The Royal Bank of Scotland Group plc on February 1, 2012 and the acquisition of the Global Commodities Group (the “Bache entities”) from Prudential Financial, Inc. (“Prudential”) on July 1, 2011, the impairment of certain intangible assets in the three months ended May 31, 2012, donations to Hurricane Sandy relief in November 2012 and transaction costs associated with the announced merger with Leucadia National Corporation incurred in the third and fourth fiscal quarter of 2012, are non-GAAP financial measures.
- (2) Revenues by Source are based on GAAP and do not include adjustments noted above.
- (3) Other includes debt accounting gains and bargain purchase gains of \$13.2 million.

Jefferies - Financial Performance

Financial Summary

| (\$ Millions) | 11 Months | | |
|--|---------------------|---------------------|---------------------|
| | Fiscal Year 2010 | Fiscal Year 2011 | Fiscal Year 2012 |
| Equities | \$ 557 | \$ 594 | \$ 642 |
| Fixed Income | 728 | 715 | 1,190 |
| Securities | 1,285 | 1,309 | 1,833 |
| Equity | 126 | 187 | 194 |
| Debt | 347 | 385 | 456 |
| Capital Markets | 474 | 572 | 650 |
| Advisory | 417 | 550 | 476 |
| Investment Banking | 890 | 1,123 | 1,126 |
| Asset Management and Other ⁽¹⁾ | 17 | 118 | 40 |
| Net Revenues | \$ 2,192 | \$ 2,549 | \$ 2,999 |
| Adjusted Net Revenues ⁽²⁾ | 2,177 | 2,476 | 2,990 |
| Adjusted Operating Earnings ⁽²⁾ | 397 | 366 | 523 |
| Adjusted Net Income ⁽²⁾ | \$ 224 | \$ 232 | \$ 302 |

- (1) Other includes debt accounting gains and bargain purchase gains of \$13.2 million in FY 2012 and \$73.6 million in FY 2011.
- (2) The selected financial information for the year ended November 30, 2012 and 2011 excluding the effects of purchases and sales of our debt in November and December 2011, certain items identified and recognized in connection with the acquisition of Hoare Govett from The Royal Bank of Scotland Group plc on February 1, 2012 and the acquisition of the Global Commodities Group (the "Bache entities") from Prudential Financial, Inc. ("Prudential") on July 1, 2011, the impairment of certain intangible assets in the three months ended May 31, 2012, donations to Hurricane Sandy relief in November 2012 and transaction costs associated with the announced merger with Leucadia National Corporation incurred in the third and fourth fiscal quarter of 2012, are non-GAAP financial measures.

Jefferies - Balance Sheet

As of August 31, 2012

(\$Millions)

**Jefferies Group, Inc.
Balance Sheet as of 08/31/12**

| Assets | | Liabilities | |
|--|-----------------|---|-----------------|
| Cash & Cash Equivalents | \$2,845 | Short-term Borrowing | \$250 |
| Cash & Securities Segregated | 3,753 | Financial Instruments Sold, Not Yet Purchased | 8,354 |
| Financial Instruments Owned | 13,917 | Securities Loaned | 2,061 |
| Investments in Managed Funds | 60 | Securities Sold Under Agreements to Repurchase | 8,217 |
| Loans to and Investments in Related Parties | 704 | Payables to Brokers, Dealers and Clearing Organizations | 611 |
| Securities Borrowed | 5,218 | Payables to Customers | 5,004 |
| Securities Purchased Under Agreements to Resell | 3,943 | Accrued Expenses and Other Liabilities | 877 |
| Receivables from Brokers, Dealers and Clearing Organizations | 1,636 | Long-term Debt | 4,861 |
| Receivables from Customers | 892 | Mandatorily Redeemable Convertible Preferred Stock | 125 |
| Other Receivables | 192 | Mandatorily Redeemable Preferred Interests | 340 |
| Premises and Equipment | 176 | Total Liabilities | \$30,700 |
| Goodwill | 365 | Noncontrolling Interest | 338 |
| Other Assets | 706 | Total Common Stockholders' Equity | 3,369 |
| Total Assets | \$34,407 | Total Stockholders' Equity | \$3,707 |
| <i>Total Assets / Total Stockholders' Equity</i> | <i>9.3x</i> | Total Liabilities and Stockholders' Equity | \$34,407 |

Background

On November 12, 2012, Leucadia and Jefferies announced that the Board of Directors of each company had approved a definitive merger agreement under which Jefferies' shareholders (other than Leucadia) will receive 0.81 of a share of Leucadia common stock for each share of Jefferies common stock they hold

Transaction expected to close in Q1 2013

Leucadia is one of the world's leading long-term investors, having grown book value per share at a CAGR of 18.5% since 1979 ⁽¹⁾

Publicly Listed: LUK (NYSE)

Market Cap: \$5.9 billion (01/04/13)

Member of S&P 500

Combined Balance Sheet Strength and Scale

Merger will enhance both Leucadia and Jefferies' liquidity, scale and overall financial strength

Combined balance sheet:

Total Assets: \$42.1 billion ⁽⁴⁾

Total Shareholders' Equity: \$9.2 billion ⁽⁴⁾

Jefferies will retain a credit rating that is separate from Leucadia's, and intends to remain an SEC reporting company, regularly filing annual (10-K), quarterly (10-Q) and periodic (8-K) public financial reports

Robust Balance Sheet and Liquidity

Leucadia has a highly liquid, equity- and cash-rich balance sheet, with a diverse portfolio of cash-flow positive assets with substantial enterprise value

Adjusted Cash & Public (2) Securities: \$2.4 billion ⁽²⁾

Adjusted Book Value: \$6.5 billion ⁽²⁾

Parent Company Debt / Adjusted Equity: 0.15x ⁽²⁾⁽³⁾

Adjusted Assets / Adjusted Equity: 1.4x ⁽²⁾

Expected Credit Ratings

Per press releases of November 12, 2012 from Standard & Poor's, Moody's and Fitch, after the merger closes:

Standard & Poor's expects that the merger will enhance ratings at both Jefferies and Leucadia

Jefferies post-merger: BBB (stable)

Leucadia post-merger: BBB (stable)

Moody's expects that the merger will result in Jefferies being reaffirmed and Leucadia being upgraded two notches

Jefferies post-merger: Baa3 (stable)

Leucadia post-merger: Ba1 (stable)

Fitch expects that the merger will result in Jefferies' and Leucadia's ratings being equalized

Jefferies post-merger: BBB-

Leucadia post-merger: BBB-

Source: Jefferies as of 08/13/12 and Leucadia as of 09/30/12.

(1) Through 12/31/11.

(2) Adjusted for October 2012 redemption / sale of Fortescue note, Keen Energy and Pershing Square. See pages 26-28 for further detail.

(3) See page 29 for further detail of Parent Company Debt.

(4) Adjusted for spin-out of Crimson Wine Group (estimated \$197 million reduction in book value) and October 2012 redemption / sale of Fortescue note, Keen Energy and Pershing Square. See pages 26 and 28 for further detail.

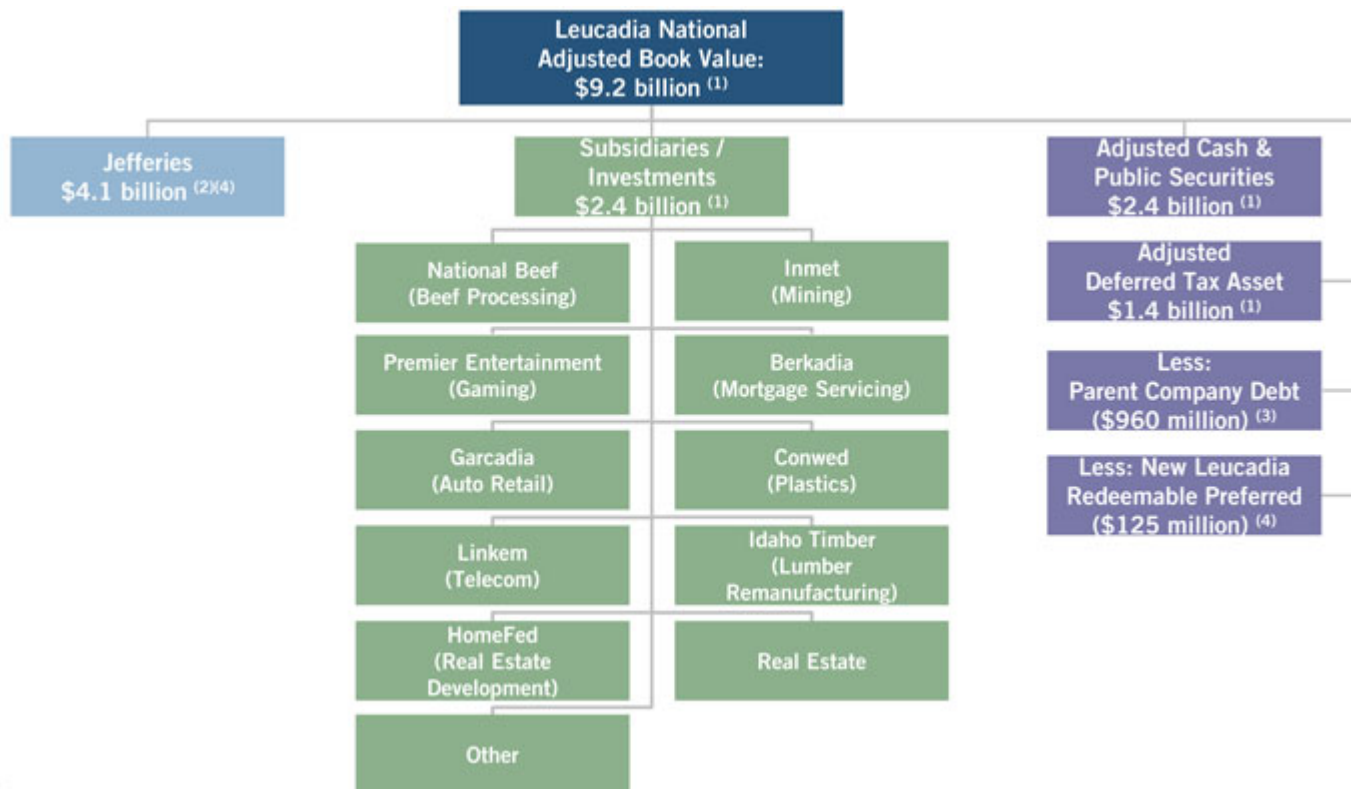
Leucadia - Jefferies

Leucadia - Jefferies merger creates a unique combination

Leucadia will be in the business of merchant investing and owning Jefferies, an investment banking firm

Jefferies will continue its over 50-year focus in the capital markets and maintain a highly liquid balance sheet

Future acquisitions and investments will leverage the knowledge base, opportunity flow and execution capabilities of Leucadia and Jefferies' management team and businesses



Source: Jefferies as of 08/31/12 and Leucadia as of 09/30/12.

- (1) Adjusted for spin-out of Crimson Wine Group (estimated \$197 million reduction in book value) and October 2012 redemption / sale of Fortescue note, Keen Energy and Pershing Square. See pages 26- 28 for further detail.
- (2) Reflects Jefferies' common shareholders' equity adjusted to fair value per announced exchange ratio, plus Leucadia interest in Jefferies High Yield Holdings. See page 26 for further detail.
- (3) See page 29 for reconciliation.
- (4) Assumes exchange of Jefferies Mandatorily Redeemable Convertible Preferred Stock into comparable Leucadia Redeemable Preferred Stock.

Jefferies - Leucadia

Post-merger, Jefferies will be in a position to more rapidly build its equity capital base through retention of a greater proportion of earnings, and will enjoy potential access to additional capital from the Leucadia holding company, ensuring greater balance sheet flexibility and resilience

No required Jefferies High Yield Holdings ("JHYH") mandatorily redeemable preferred interest and non-controlling interest distributions

Jefferies expensed \$84 MM of distributions relating to JHYH in FY 2012 ⁽¹⁾⁽²⁾

No required public company stock dividends

Jefferies paid out \$62 MM in common stock dividends in FY 2012 ⁽¹⁾

Jefferies would have the ability to defer Federal income tax payments to Leucadia, if needed, at management's discretion (Leucadia has an adjusted deferred tax asset of \$1.4 billion ⁽³⁾)

Jefferies' expensed Federal income taxes of \$142 MM in FY 2012 ⁽¹⁾

Assuming the merger occurred on January 1, 2012, the net effect would be an incremental \$124 MM in cash ⁽⁴⁾, as well as potential Federal income tax savings of \$142 MM ⁽⁵⁾, in aggregate representing 2.2x Jefferies' FY 2012 net income, less common stock dividends

| <i>(\$ Millions)</i> | Fiscal Year Ending, 11/30/12 ⁽¹⁾ |
|---|--|
| Net Income to Common | \$ 282 |
| Less: Common Stock Dividends | (62) |
| Net Income to Common, less Common Stock Dividends | \$ 221 |
| Plus: Common Stock Dividends | 62 |
| Plus: JHYH Minority Interest (After-Tax) ⁽²⁾ | 84 |
| Less: Incremental Interest Expense ⁽⁴⁾ | (22) |
| Incremental Cash ⁽⁶⁾ | 124 |
| Net Income to Common, less Common Stock Dividends, plus Incremental Cash ⁽⁶⁾ | \$ 344 |
| Plus: Federal Income Tax Expense | 142 |
| Net Income to Common, less Common Stock Dividends, plus Incremental Cash, including Federal Income Tax savings ⁽⁶⁾ | \$ 486 |
| <i>Multiple of FY 2012 Net Income to Common, less Common Stock Dividends</i> | <i>2.2x</i> |

(1) Includes Q4 2012 estimate.

(2) Reflects interest on mandatorily redeemable preferred interests of consolidated subsidiaries of \$43 million and net earnings to noncontrolling interests of \$41 million.

(3) See page 27 for further detail.

(4) Assumes incremental interest expense of \$22 million based on \$338 million of debt at 6.5% interest.

(5) Based on estimated Jefferies' FY 2012 Federal income tax expense of \$142 million.

(6) Non-GAAP financial measure.

Core Operating Principles

Jefferies is focused on the following core principles to manage risk and deliver across-the-cycle revenue and earnings growth:

Strong Liquidity

Jefferies' maintains a very liquid, financeable and low-risk balance sheet

Limited Leverage

Jefferies maintains a consistent, carefully managed leverage ratio, and has demonstrated the operational and financial flexibility to reduce leverage in times of stress

Consistent Profitability

Jefferies has remained solidly profitable despite the volatile trading environment in global markets since 2009

Driving Productivity

Following two years of significant investment, Jefferies continues to rapidly increase investment banker productivity

Recent hires have begun reaching targeted productivity levels

Aside from recent hires, investment banker productivity continues to substantially improve due to Jefferies' increasingly prominent market presence

Taking Market Share

Since 2008, Jefferies has substantially grown market share by:

Taking advantage of market dislocation and our competitors' ongoing struggles to enter new business and regions and expand existing capabilities

Delivering broader and better capabilities to our clients

Culture

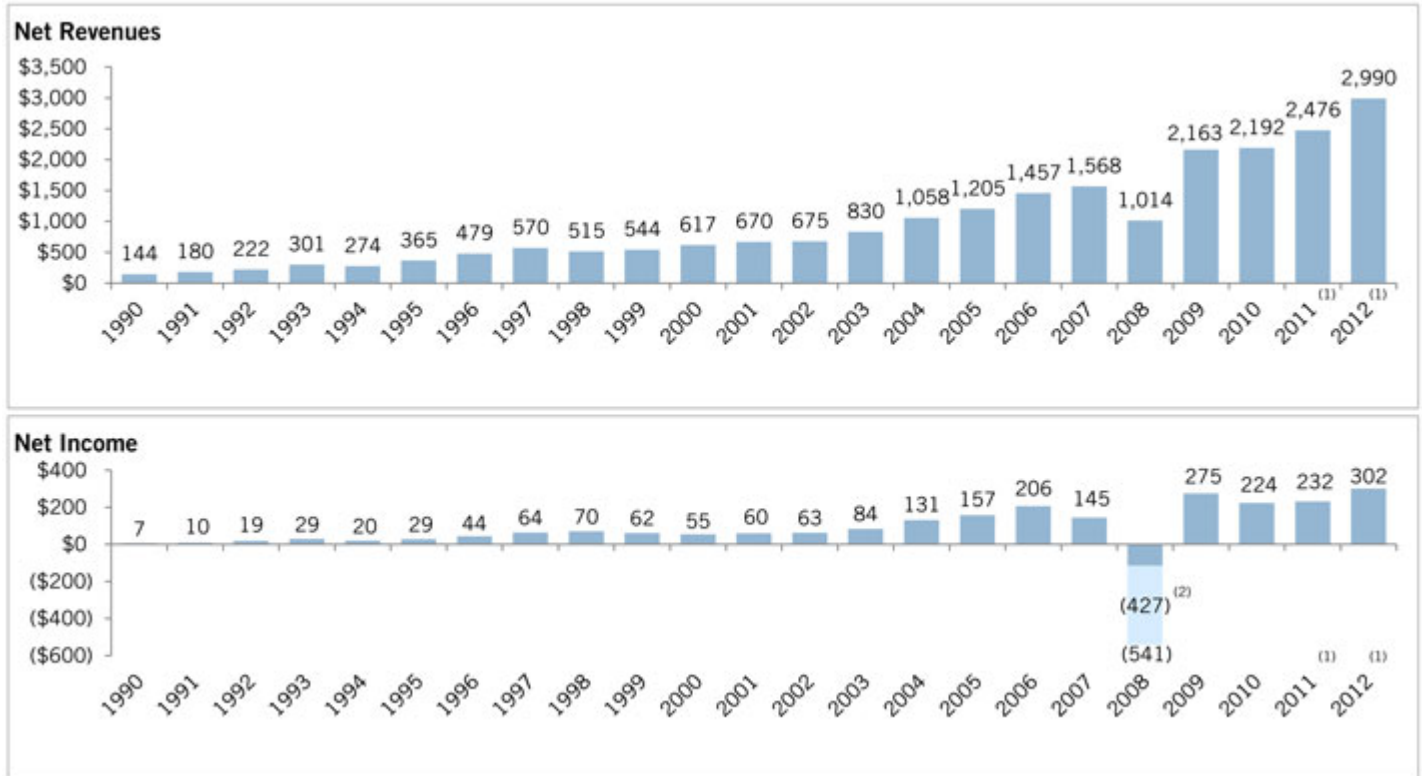
Jefferies is transparent, not arrogant, client focused and creditor friendly

Jefferies Revenues & Net Income - Since 1990

(\$ Millions)

With the exception of our results during the global financial crisis in 2007-2008, Jefferies has not had a single loss quarter dating back to 1990

Jefferies raised \$433 million of equity from Leucadia in 2008, more than mitigating the impact of our operating loss



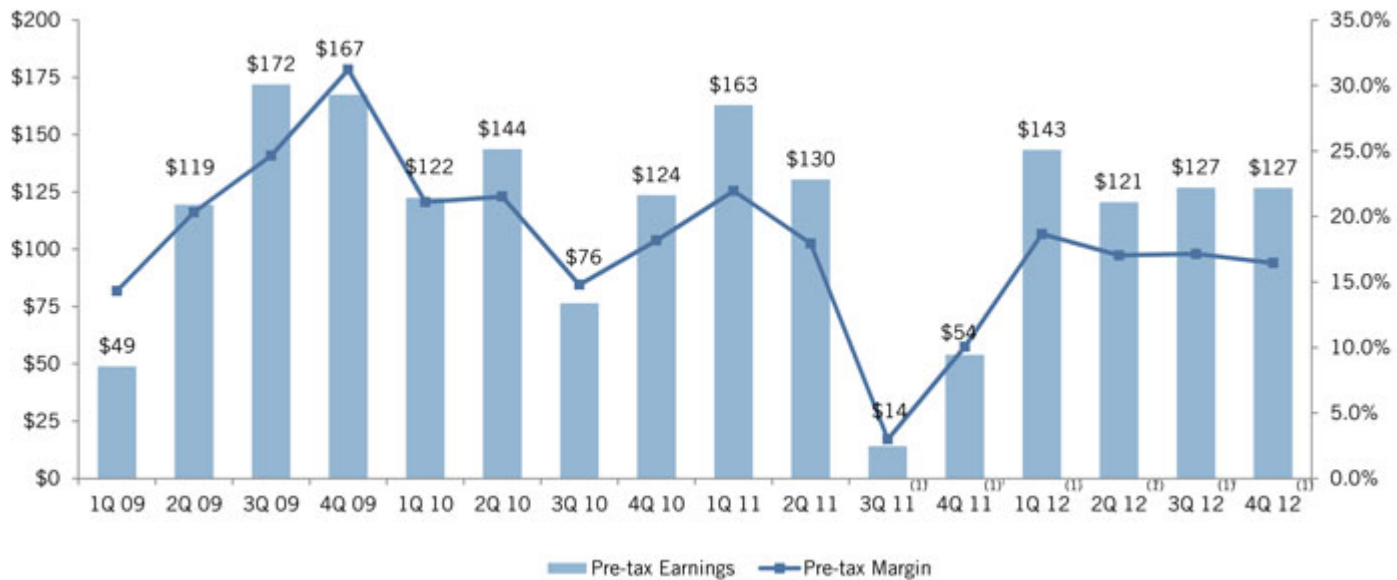
- (1) Adjusted to exclude debt extinguishment gains, amortization of debt discounts, donations to Hurricane Sandy relief, transaction costs associated with the announced merger with Leucadia National Corporation and certain historical acquisition items.
- (2) Includes post-tax losses of \$427 million related to the modification of the terms of our employee stock awards in Q4 2008, such that previously granted awards were written off and current year employee stock compensation awards were expensed in the year in which service was provided.

Consistent Profitability Across the Cycle

(\$Millions)

Jefferies has generated pre-tax earnings of \$1.85 billion since 2009

Average pre-tax margin of 18.0%

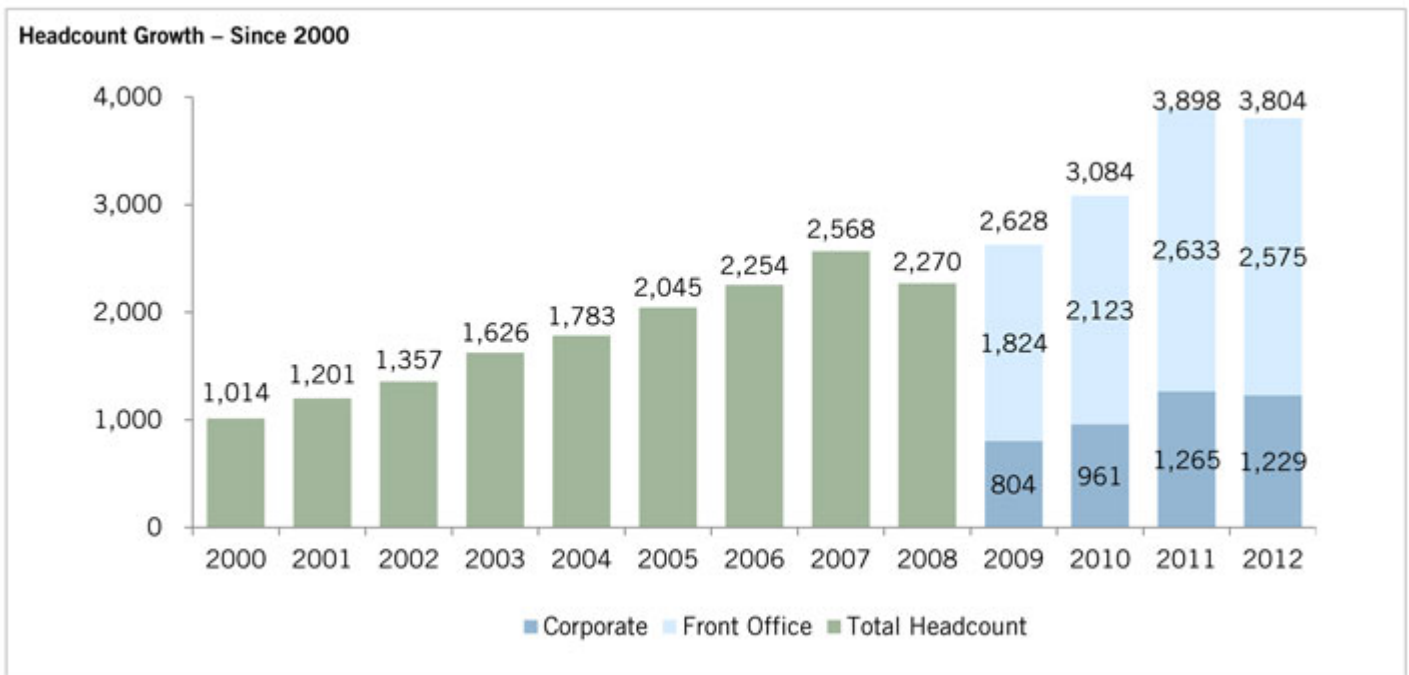


- (1) Adjusted to exclude debt extinguishment gains, amortization of debt discounts, donations to Hurricane Sandy relief, transaction costs associated with the announced merger with Leucadia National Corporation and certain historical acquisition items.

Substantial Investment in Human Capital, Including Infrastructure Support

Jefferies headcount has grown 275% since 2000

Jefferies Corporate headcount is up 53% since 2009 vs. 41% for the front office, enhancing support and controls



Liquidity and Funding Principles

Jefferies' long-standing liquidity and funding principles have maintained the strength and soundness of our platform across market cycles:

Owning inventory that is composed of liquid assets that turn over regularly, with a minimal amount of Level 3 Assets

Maintaining a sound, long-term capital base and reasonable leverage relative to our business activity

No reliance on unsecured funding or customer balances

Short term secured funding that is readily and consistently available through clearing houses, or fixed for periods of time that exceed the expected tenure of the inventory they are funding

Assessing capital reserves and maintaining liquidity (including intraday liquidity) to withstand adverse changes in the trading or financing markets

Where appropriate, entering into partnerships and joint ventures with complementary long-term partners to pursue business opportunities that otherwise will exceed our capital capacity or risk tolerance

Balance Sheet

Strong Capital Structure and Ample Liquidity

Jefferies maintains a highly liquid balance sheet, with low gross leverage and exposure to illiquid assets, and significant structural liquidity

Jefferies continues to manage the size of its balance sheet in response to market conditions and volatility

Total assets at 11/30/12: \$36.3 billion

Reduced by ~20% since peak in Q3 2011

Gross leverage at 11/30/12: 9.6x

Reduced by ~25% since Q3 2011

Long-term capital of \$8.6 billion as of 08/31/12, including \$4.5 billion of long-term debt with a weighted average maturity of 8.3 years

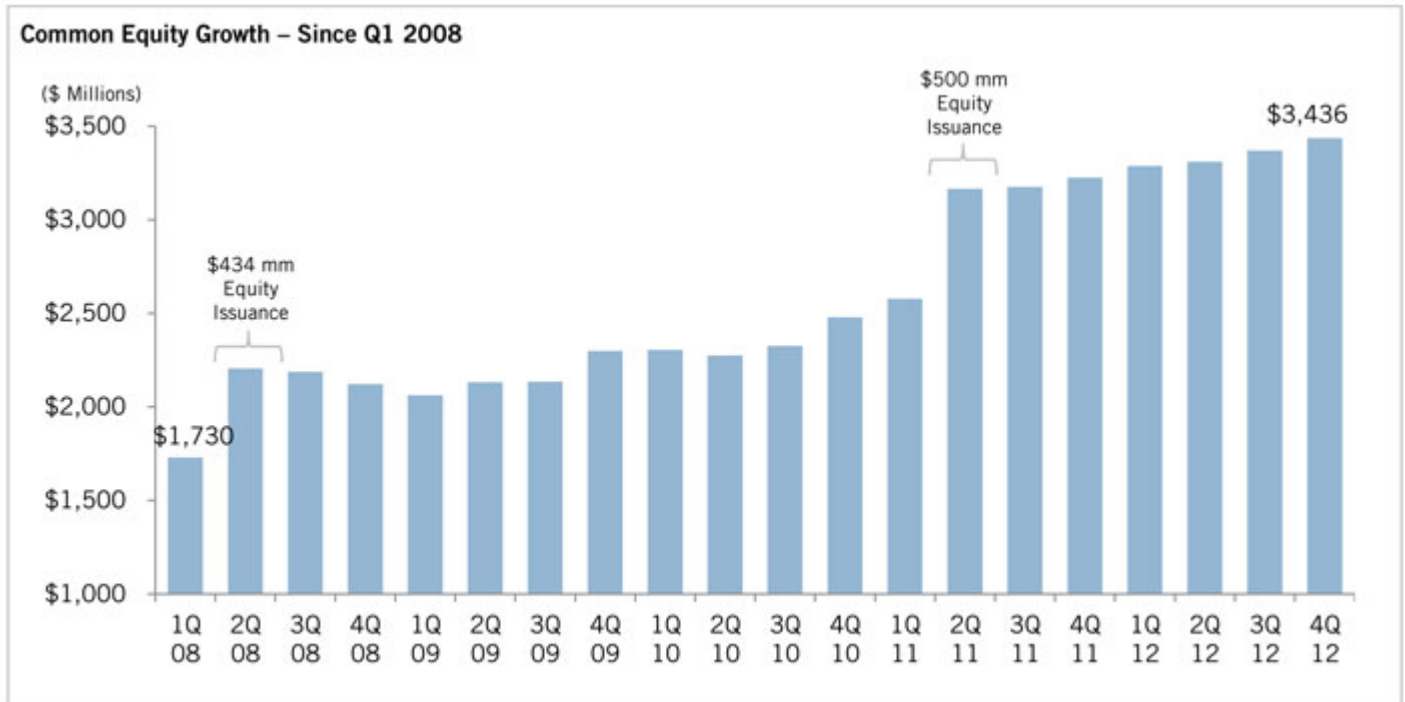
| <i>(\$ Millions)</i> | <u>As of Aug. 31, 2012</u> |
|--|----------------------------|
| Long Term Debt (excluding current portion) | \$ 4,451 |
| Mandatorily Redeemable Preferred Interest ⁽¹⁾ | 340 |
| Series A Convertible Preferred ⁽²⁾ | 125 |
| Total Stockholders' Equity | <u>3,707</u> |
| Total Capitalization | <u>\$ 8,622</u> |

- (1) Prior to the effective time of the second merger, Jefferies and Leucadia will take actions necessary to amend the limited liability company agreement of Jefferies High Yield Holdings, LLC with respect to Leucadia' s equity interest in Jefferies High Yield Holdings, LLC so that (i) the maturity date of Leucadia' s interest is extended to at least three years and (ii) Leucadia' s interest qualifies as Jefferies equity for generally accepted accounting principles purposes.
- (2) On November 9, 2012, Jefferies received confirmation from Mass Mutual that it would agree either to accept Leucadia mirror preferred stock, on terms to be determined, instead of its Jefferies preferred stock, or to redeem its Jefferies preferred stock.

Consistent Common Equity Growth

Jefferies has grown common equity by \$1.7 billion, or 99%, since the financial crisis began in Q1 2008

Jefferies' proactive equity capital raises have helped the firm navigate the global financial crisis and capitalize on growth opportunities

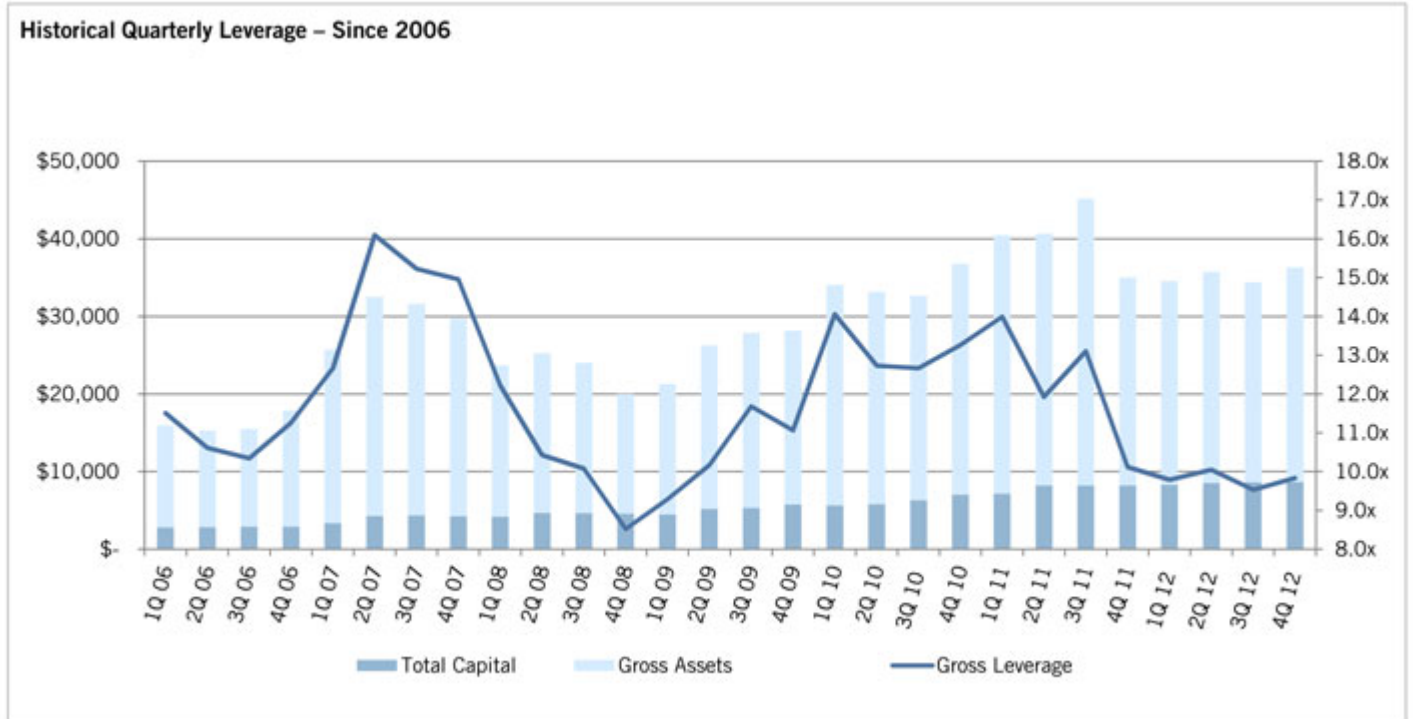


Limited Leverage

(\$Millions)

Jefferies has a long-standing policy of carefully managing balance sheet leverage

In periods of stress, Jefferies has demonstrated the ability to rapidly reduce leverage without unduly impacting our business



Strong Liquidity

Jefferies' trading inventory is liquid and low-risk, rapidly turning in order to serve client flow

Very liquid inventory

77% of financial instruments owned are readily and consistently financeable at haircuts of 10% or less

Level 3 assets represent only 3% of long inventory - consistent over past 11 quarters

Reliable secured funding

90% of Jefferies' assets financed through repos are eligible for central clearing

No reliance on short-term unsecured funding

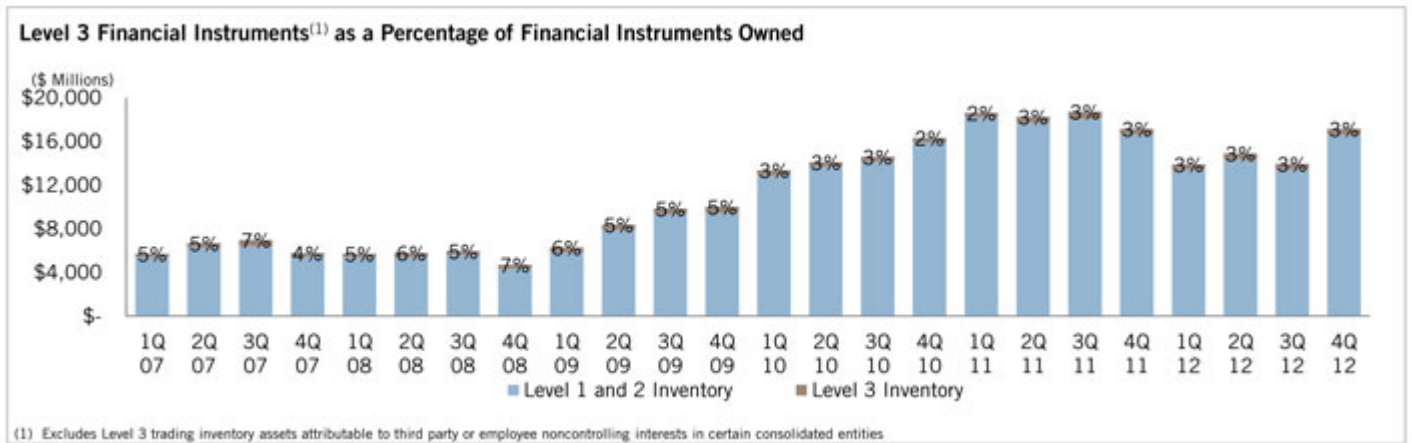
Client-focused

Fee and flow based businesses represent preponderance of net revenues

Level 3 Trading Assets Overview

97% of inventory is Levels 1 and 2, with a minimal amount of Level 3 trading assets

Level 3 Trading Assets ⁽¹⁾ represent only 13% of common equity

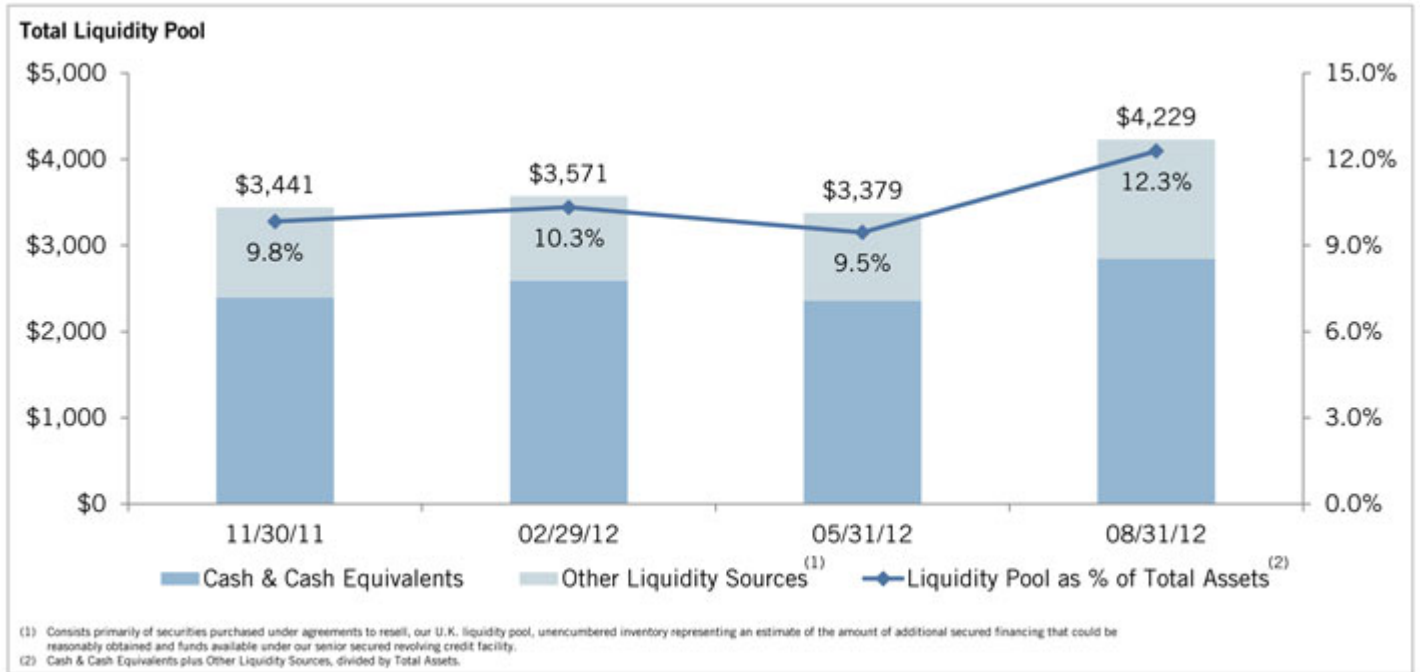


Liquidity Pool

(\$Millions)

Jefferies maintains significant excess liquidity on hand

Liquidity Pool has increased 23% since 11/30/11

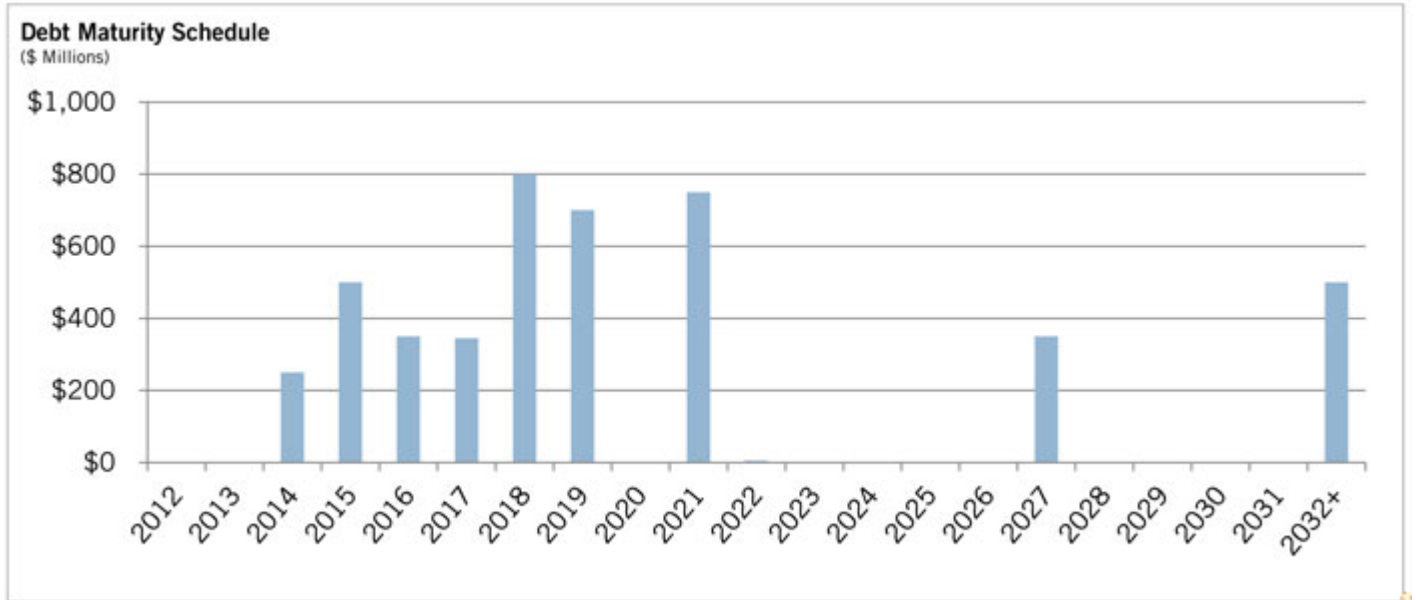


Long-Term Debt Profile

As of 08/31/12, our \$4.5 billion of long-term debt has a weighted average maturity of 8 years

No scheduled debt maturities until 2014

No maturity of long-term debt in a single year is greater than 20% of outstanding long-term debt



Value-at-Risk (VaR)

(\$Millions)

Daily VaR

| <u>Risk Category</u> | <u>Average VaR for the 3-month period ended 08/31/12</u> |
|----------------------------------|--|
| Adjusted Firmwide ⁽¹⁾ | \$ 8.35 |
| Interest Rates | 7.31 |
| Equity Prices | 4.32 |
| Currency Rates | 0.68 |
| Commodity Prices | 1.31 |
| Diversification Effect | (3.09) |
| Firmwide | \$ 10.53 |

(1) Excluding investment in Knight Capital, average VaR for the three months ended August 31, 2012 was \$8.35 million.

Leucadia - Jefferies Combined Balance Sheet

(\$Millions)

**Leucadia National Corporation - Unaudited Pro Forma Condensed Combined Balance Sheet
Balance Sheet as of 09/30/12**

| Assets | | Liabilities | |
|--|-----------------|---|-----------------|
| Cash & Cash Equivalents | \$3,586 | Short-term Borrowing | \$250 |
| Cash & Securities Segregated | 3,768 | Financial Instruments Sold, Not Yet Purchased | 8,354 |
| Financial Instruments Owned | 15,749 | Securities Loaned | 2,062 |
| Investments in Managed Funds | 60 | Securities Sold Under Agreements to Repurchase | 8,611 |
| Loans to and Investments in Associated Companies | 1,134 | Obligation to Return Securities Received as Collateral | 0 |
| Securities Borrowed | 5,218 | Payables to Brokers, Dealers and Clearing Organizations | 655 |
| Securities Purchased Under Agreements to Resell | 3,943 | Payables to Customers | 5,004 |
| Securities Received as Collateral | 0 | Trade Payables, Expense Accruals and Other Liabilities | 1,392 |
| Receivables from Brokers, Dealers and Clearing Organizations | 1,644 | Long-term Debt | 6,436 |
| Receivables from Customers | 892 | Total Liabilities | \$32,765 |
| Trade, Fees, Interest and Other Receivables, net | 509 | Mandatorily Redeemable Convertible Preferred Stock | 125 |
| Property, Equipment and Leasehold Improvements, net | 1,016 | Redeemable Noncontrolling Interests in Subsidiary | 236 |
| Intangible Assets | 1,086 | Noncontrolling Interest | 339 |
| Goodwill | 782 | Total Common Stockholders' Equity | 9,148 |
| Deferred Tax Asset, net | 1,814 | Total Stockholders' Equity | \$9,487 |
| Inventory | 354 | Total Liabilities and Stockholders' Equity | \$42,613 |
| Other Assets | 1,057 | | |
| Total Assets | \$42,613 | | |
| <i>Total Assets / Total Stockholders' Equity</i> | <i>4.5x</i> | | |

Source: Leucadia Form S-4 as filed with the Securities and Exchange Commission on December 6, 2012. Balance sheet figures may differ from those presented on pages 7-9 due to adjustments for events subsequent to 09/30/12. See pages 26 - 28 for further detail.

Reconciliations

Adjusted Jefferies Book Value Reconciliation

| Adjusted Jefferies Book Value Reconciliation | |
|--|-------------------|
| (\$ Millions) | 09/30/12 |
| LUK Share Price (11/09/12) | \$ 21.80 |
| Less: Crimson Wine spin-out Value per Share | (\$0.81) |
| Adjusted LUK Share Price (11/09/12) | \$ 20.99 |
| Exchange Ratio | 0.81x |
| Implied Jefferies Value per Share | \$ 17.01 |
| Jefferies Adjusted Shares Outstanding ⁽¹⁾ | 214.9 |
| Adjusted Jefferies Equity Value | \$ 3,654.5 |
| Plus: Leucadia Interest in Jefferies High Yield Holdings ⁽²⁾ | 341.3 |
| Plus: Exchange of Jefferies Preferred to Leucadia Preferred ⁽³⁾ | 125.0 |
| Adjusted Jefferies Book Value | \$ 4,120.8 |

Source: Leucadia and Jefferies.

- (1) Based on adjusted shares outstanding, which includes restricted stock units, of 225 million per Jefferies 10-Q at August 31, 2012, plus restricted stock units issuable under Jefferies Deferred Compensation Plan of 1.8 million, plus restricted stock units of 5.1 million awarded under Jefferies Incentive Compensation Plan subsequent to August 31, 2012, less restricted stock and restricted stock units outstanding of 17.0 million at October 31, 2012 that require future service as a condition to vesting.
- (2) Per Leucadia 10-Q as of 09/30/12.
- (3) Assumes exchange of Jefferies Mandatorily Redeemable Convertible Preferred Stock into comparable Leucadia Redeemable Preferred Stock.

Adjusted Combined Book Value Reconciliation

| Adjusted Combined Book Value Reconciliation | |
|---|------------------|
| (\$ Millions) | 09/30/12 |
| Leucadia Book Value ⁽¹⁾ | 6,191.9 |
| Plus: After-tax Gain on Fortescue Note redemption ⁽²⁾ | 342.0 |
| Adjusted Leucadia Book Value | \$6,534.0 |
| Less: Crimson Wine spin-out | (197.0) |
| Adjusted Leucadia Book Value (post Crimson Wine spin-out) | \$6,337.0 |
| Less: Leucadia Interest in Jefferies and JHYH ⁽¹⁾ | (1,135.4) |
| Adjusted Leucadia Book Value (excl. Jefferies) | \$5,201.6 |
| Adjusted Jefferies Equity Value ⁽³⁾ | 3,654.5 |
| Leucadia Interest in Jefferies High Yield Holdings ⁽¹⁾ | 341.3 |
| Adjusted Combined Book Value | \$9,197.4 |

Source: Leucadia and Jefferies.

- (1) Per Leucadia 10-Q as of 09/30/2012.
- (2) Estimated adjustment for October 2012 redemption.
- (3) Adjusted to fair value based on announced exchange ratio.

Reconciliations

Leucadia Cash & Public Securities Reconciliation

| Leucadia Cash & Public Securities Reconciliation | |
|---|------------------|
| (\$ Millions) | 09/30/12 |
| Leucadia Available Liquidity ⁽¹⁾ | 1,992.2 |
| Less: Inmet Mining ⁽¹⁾ | (524.6) |
| Plus: Fortescue Metals Group Ltd. - Note ⁽²⁾ | 715.0 |
| Plus: Keen Energy Services ⁽³⁾ | 120.1 |
| Plus: Pershing Square ⁽⁴⁾ | 49.7 |
| Adjusted Leucadia Cash & Public Securities | \$2,352.4 |

Source: Leucadia.

- (1) Per Leucadia 10-Q as of 09/30/2012.
- (2) Reflects cash consideration for October 2012 redemption.
- (3) Reflects cash consideration for October 2012 sale.
- (4) Reflects cash due for 09/30/2012 redemption.

Deferred Tax Asset Reconciliation

| Deferred Tax Asset Reconciliation | |
|--|------------------|
| (\$ Millions) | 09/30/12 |
| Current Deferred Tax Asset ⁽¹⁾ | 77.9 |
| Non-current Deferred Tax Asset ⁽¹⁾ | 1,492.7 |
| Less: Adjustment for Gain on Fortescue Note ⁽²⁾ | (184.2) |
| Adjusted Deferred Tax Asset | \$1,386.4 |

Source: Leucadia.

- (1) Per Leucadia 10-Q as of 09/30/12.
- (2) Estimated adjustment for October 2012 redemption.

Reconciliations

Subsidiaries & Investments Capital Reconciliation

| Subsidiaries & Investments Capital Reconciliation | |
|---|------------------|
| (\$ Millions) | 09/30/12 |
| Leucadia Book Value ⁽¹⁾ | 6,191.9 |
| Plus: After-tax gain on Fortescue Note redemption ⁽²⁾ | 342.0 |
| Less: Crimson Wine Spin-Out | (197.0) |
| Adjusted Leucadia Book Value (post Crimson Wine spin-out) | \$6,337.0 |
| Less: Leucadia Interest in Jefferies ⁽¹⁾ | (794.1) |
| Less: Leucadia Interest in Jefferies High Yield Holdings ⁽¹⁾ | (341.3) |
| Adjusted Leucadia Book Value (excl. Jefferies) | \$5,201.6 |
| Less: Adjusted Deferred Tax Asset | (1,386.4) |
| Less: Adjusted Cash & Public Securities | (2,352.4) |
| Plus: Parent Company Debt | 959.5 |
| Adjusted Subsidiaries & Investments Capital | \$2,422.4 |

Source: Leucadia.

(1) Per Leucadia 10-Q as of 09/30/12.

(2) Estimated adjustment for October 2012 redemption.

Combined Assets Reconciliation

| Combined Assets Reconciliation | |
|---|-------------------|
| (\$ Millions) | 09/30/12 |
| Leucadia Consolidated Assets ⁽¹⁾ | 8,740.2 |
| Estimated Change in Assets due to Fortescue Note Redemption and Keen Energy Sale ⁽²⁾ | 328.2 |
| Adjusted Leucadia Consolidated Assets | \$9,068.4 |
| Less: Crimson Wine spin-out | (197.0) |
| Adjusted Leucadia Consolidated Assets (post Crimson Wine spin-out) | \$8,871.4 |
| Less: Leucadia Interest in Jefferies ⁽¹⁾ | (794.1) |
| Less: Leucadia Interest in Jefferies High Yield Holdings ⁽¹⁾ | (341.3) |
| Adjusted Leucadia Consolidated Assets (excl. Jefferies) | \$7,736.0 |
| Jefferies Assets ⁽³⁾ | 34,407.4 |
| Adjusted Combined Total Assets | \$42,143.4 |

Source: Leucadia and Jefferies.

(1) Per Leucadia 10-Q as of 09/30/2012.

(2) Estimated adjustment for October 2012 redemption / sale.

(3) Per Jefferies 10-Q as of 08/31/2012.

Reconciliations

Leucadia Parent Company Debt Reconciliation

| Leucadia Parent Company Debt Reconciliation | |
|--|------------------|
| (\$ Millions) | 09/30/12 |
| Debt Due Within 1 Year ⁽¹⁾ | 445.4 |
| Long-term Debt ⁽¹⁾ | 911.8 |
| Consolidated Long-term Debt, including Current Portion | \$1,357.2 |
| Parent Company Debt, including Current Portion | 959.5 |
| Long-term Debt of Consolidated Subsidiaries, including Current Portion | 397.7 |
| Consolidated Long-term Debt, including Current Portion | \$1,357.2 |

Source: Leucadia.

(1) Per Leucadia 10-Q as of 09/30/12.